



# TRANSMITTAL

**GZA GeoEnvironmental, Inc.**  
 188 Valley Street, Suite 300  
 Providence, Rhode Island 02909  
 401.421.4140 (fax) 401.751.8613

<b>Date:</b> 12/27/2021	<b>Job No.</b> 03.0033554.04
<b>Attention:</b> Mr. Joseph Martella	
<b>Re:</b> Liquefaction Facility Project	
STRAP Perimeter Air Quality Monitoring (AQM)	
121 Terminal Road/ 642 Allens Avenue	
Providence, Rhode Island	
Site Remediation File No. SR-28-1152	

<b>To:</b>	Rhode Island Department of Environmental Management
	Office of Land Revitalization and Sustainable Materials
	Management
	235 Promenade Street
	Providence, Rhode Island 02908

**We are sending you:**

<input type="checkbox"/> Shop Drawings	<input checked="" type="checkbox"/> Attached	<input type="checkbox"/> Change Order	<input type="checkbox"/> Samples
<input type="checkbox"/> Copy of Letter	<input type="checkbox"/> Prints	<input type="checkbox"/> Plans	<input type="checkbox"/> Specifications
<input type="checkbox"/> Under Separate Cover, the following Items:	via:		

**How Shipped:**

<input checked="" type="checkbox"/> Via Email	<input type="checkbox"/> Courier	<input type="checkbox"/> Regular Mail	<input type="checkbox"/> Hand Delivered/Picked Up
---	----------------------------------	---------------------------------------	---

<b>Description</b>
Air Quality Monitoring (AQM) Results – Week of 12/20/2021 (12/20/2021, 12/21/2021, 12/22/2021, and 12/23/2021) AQM Station 1 Graph      AQM Station 4 Graph AQM Station 2 Graph      AQM Station 5 Graph AQM Station 3 Graph      AQM Station 6 Graph Summary Figure

**THESE ARE TRANSMITTED as Checked Below:**

<input type="checkbox"/>	For Approval	<input type="checkbox"/>	Approved as Submitted	<input type="checkbox"/>	Resubmit Copies for Approval
<input checked="" type="checkbox"/>	For Your Use	<input type="checkbox"/>	Approved as Noted	<input type="checkbox"/>	Submit Copies for Distribution
<input type="checkbox"/>	As Requested	<input type="checkbox"/>	Returned for Corrections	<input type="checkbox"/>	Return Corrected Prints
<input type="checkbox"/>	For Review and Comment	<input type="checkbox"/>		<input type="checkbox"/>	PRINTS RETURNED AFTER LOAN TO US
<input type="checkbox"/>	FOR BIDS DUE:	<input type="checkbox"/>		<input type="checkbox"/>	

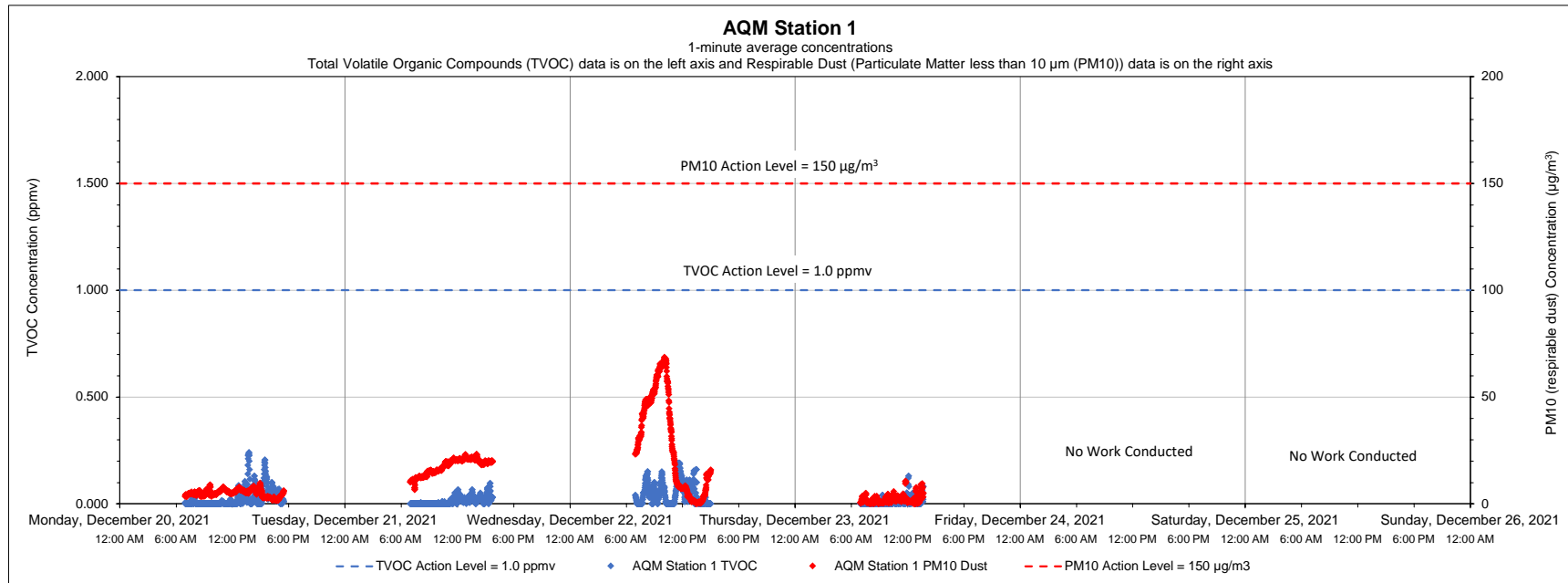
**Comments:**


<b>Copy To:</b>	Amy Willoughby - National Grid LNG LLC	<b>Signed:</b>	Sara Haupt, P.E.
	William Howard - National Grid LNG LLC		Project Manager

*If enclosures are not as noted, kindly notify us at once.*

Prepared by GZA on behalf of National Grid LNG LLC  
 Liquefaction Facility Project -  
 STRAP Perimeter Air Quality Monitoring (AQM)  
 121 Terminal Road / 642 Allens Avenue, Providence, Rhode Island

GZA Job No. 03.0033554.04  
 12/27/2021

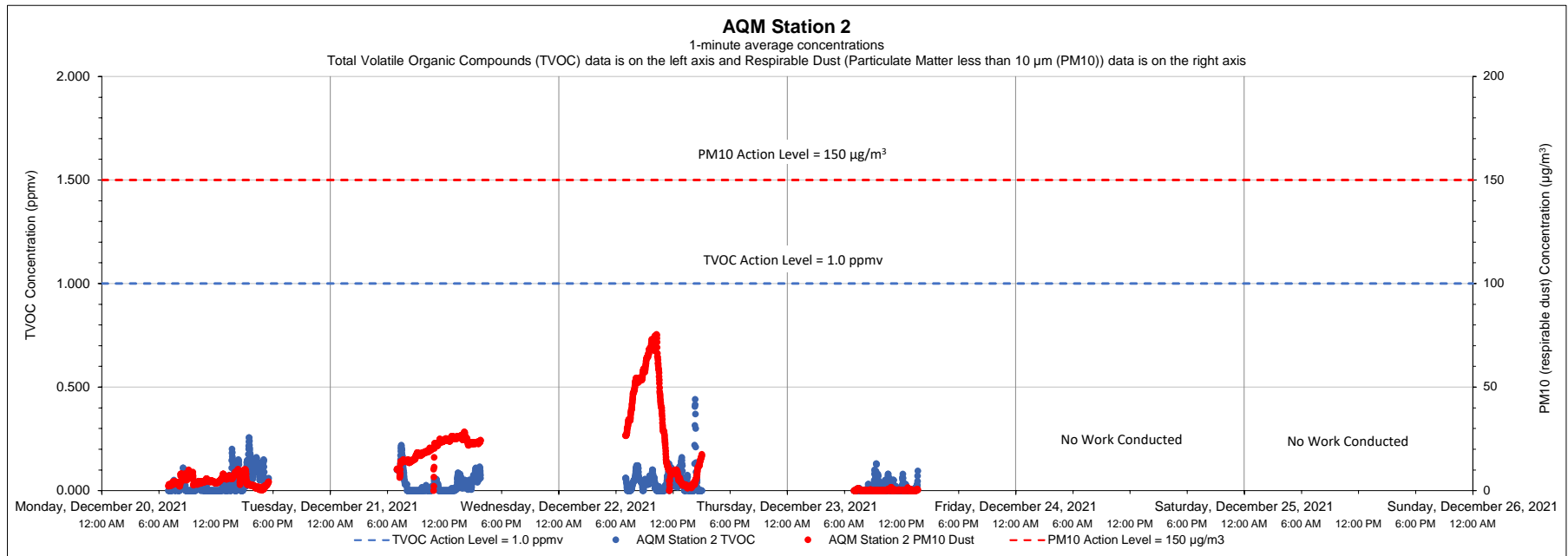


Date	Time	Constituent	Observed Range of Sustained Readings	Response Actions Performed
None				
<b>Equipment Notes</b>				
None				

Data Summary Statistics	
TVOCs average concentration	0.02 ppm
TVOCs maximum concentration	0.24 ppm
TVOCs action level	1 ppm
PM10 average concentration	12.88 µg/m <sup>3</sup>
PM10 maximum concentration	68.54 µg/m <sup>3</sup>
PM10 action level	150 µg/m <sup>3</sup>

**Notes:**

- 1) Transient readings were conducted over a one minute time period. A reading is sustained if it is held for over a five minute time period.
- 2) The location of each AQM Station is presented on the attached summary figure.
- 3) Air quality monitoring performed in accordance with the May 12, 2017 Short Term Response Action Plan (STRAP), the October 11, 2017 STRAP Addendum (including Attachment N - Clarifications to the Proposed Air Monitoring Program for STRAP Activities) and the October 27, 2017 Short Term Response Action Approval Letter issued by RIDEM. Monitoring conducted during active STRAP activities.



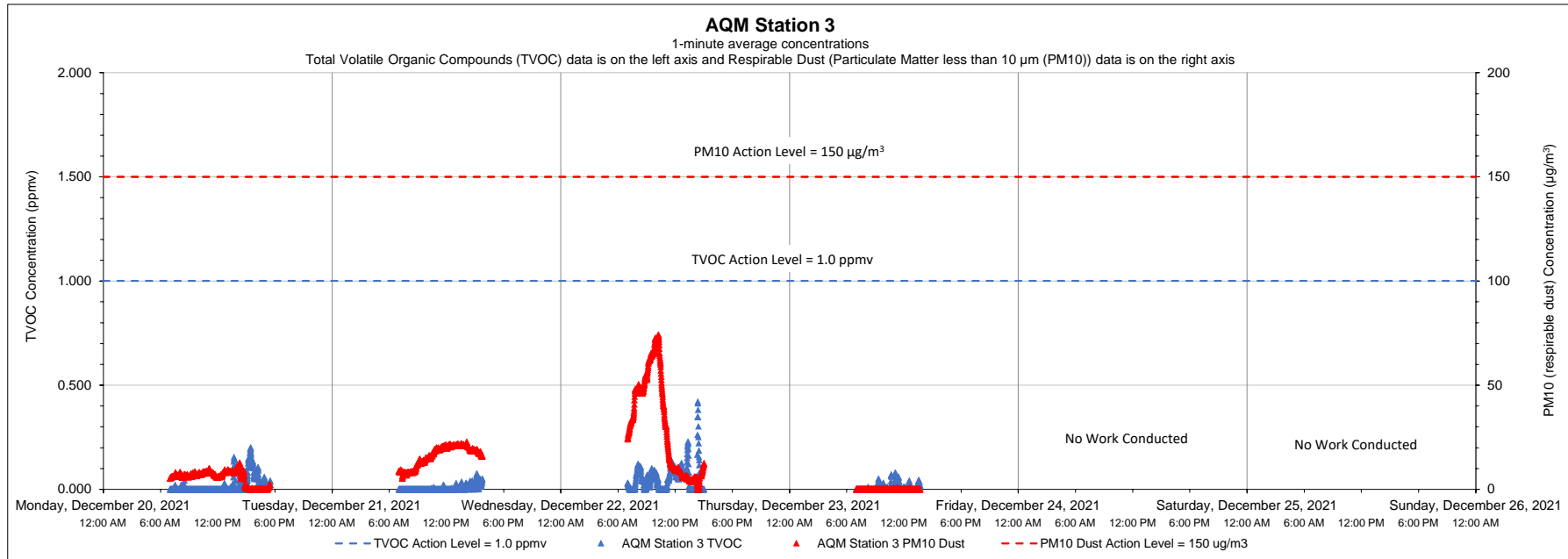
Date	Time	Constituent	Observed Range of Sustained Readings	Response Actions Performed
None				
<b>Equipment Notes</b>				
None				

Data Summary Statistics	
TVOCs average concentration	0.03 ppm
TVOCs maximum concentration	0.44 ppm
TVOCs action level	1 ppm
PM10 average concentration	13.92 µg/m <sup>3</sup>
PM10 maximum concentration	75.35 µg/m <sup>3</sup>
PM10 action level	150 µg/m <sup>3</sup>

- Notes:**
- 1) Transient readings were conducted over a one minute time period. A reading is sustained if it is held for over a five minute time period.
  - 2) The location of each AQM Station is presented on the attached summary figure.
  - 3) Air quality monitoring performed in accordance with the May 12, 2017 Short Term Response Action Plan (STRAP), the October 11, 2017 STRAP Addendum (including Attachment N - Clarifications to the Proposed Air Monitoring Program for STRAP Activities) and the October 27, 2017 Short Term Response Action Approval Letter issued by RIDEM. Monitoring conducted during active STRAP activities.

Prepared by GZA on behalf of National Grid LNG LLC  
 Liquefaction Facility Project -  
 STRAP Perimeter Air Quality Monitoring (AQM)  
 121 Terminal Road / 642 Allens Avenue, Providence, Rhode Island

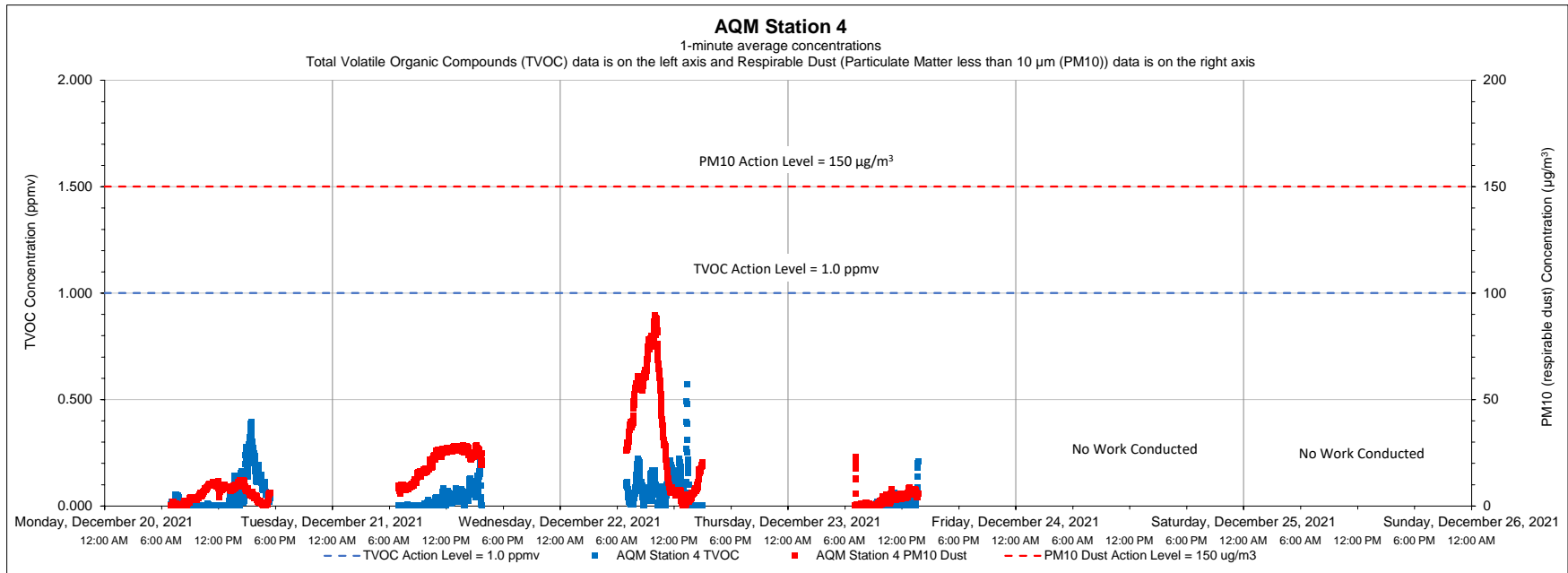
GZA Job No. 03.0033554.04  
 12/27/2021



Date	Time	Constituent	Observed Range of Sustained Readings	Response Actions Performed
None				
<b>Equipment Notes</b>				
None				

Data Summary Statistics	
TVOCs average concentration	0.02 ppm
TVOCs maximum concentration	0.42 ppm
TVOCs action level	1 ppm
PM10 average concentration	12.94 µg/m <sup>3</sup>
PM10 maximum concentration	74.16 µg/m <sup>3</sup>
PM10 action level	150 µg/m <sup>3</sup>

- Notes:**
- 1) Transient readings were conducted over a one minute time period. A reading is sustained if it is held for over a five minute time period.
  - 2) The location of each AQM Station is presented on the attached summary figure.
  - 3) Air quality monitoring performed in accordance with the May 12, 2017 Short Term Response Action Plan (STRAP), the October 11, 2017 STRAP Addendum (including Attachment N - Clarifications to the Proposed Air Monitoring Program for STRAP Activities) and the October 27, 2017 Short Term Response Action Approval Letter issued by RIDEM. Monitoring conducted during active STRAP activities.



Date	Time	Constituent	Observed Range of Sustained Readings	Response Actions Performed
None				
<b>Equipment Notes</b>				
None				

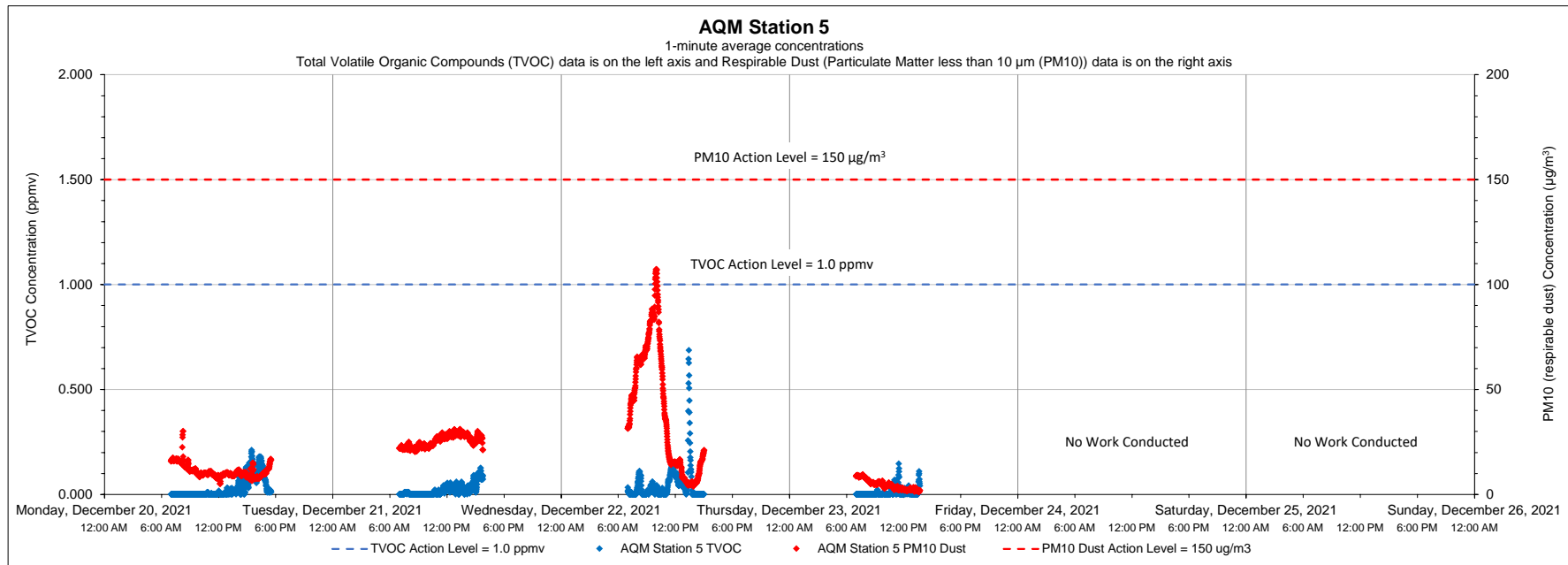
Data Summary Statistics	
TVOCs average concentration	0.04 ppm
TVOCs maximum concentration	0.57 ppm
TVOCs action level	1 ppm
PM10 average concentration	15.17 µg/m <sup>3</sup>
PM10 maximum concentration	89.33 µg/m <sup>3</sup>
PM10 action level	150 µg/m <sup>3</sup>

**Notes:**

- 1) Transient readings were conducted over a one minute time period. A reading is sustained if it is held for over a five minute time period.
- 2) The location of each AQM Station is presented on the attached summary figure.
- 3) Air quality monitoring performed in accordance with the May 12, 2017 Short Term Response Action Plan (STRAP), the October 11, 2017 STRAP Addendum (including Attachment N - Clarifications to the Proposed Air Monitoring Program for STRAP Activities) and the October 27, 2017 Short Term Response Action Approval Letter issued by RIDEM. Monitoring conducted during active STRAP activities.

Prepared by GZA on behalf of National Grid LNG LLC  
 Liquefaction Facility Project -  
 STRAP Perimeter Air Quality Monitoring (AQM)  
 121 Terminal Road / 642 Allens Avenue, Providence, Rhode Island

GZA Job No. 03.0033554.04  
 12/27/2021



Date	Time	Constituent	Observed Range of Sustained Readings	Response Actions Performed
None				
<b>Equipment Notes</b>				
None				

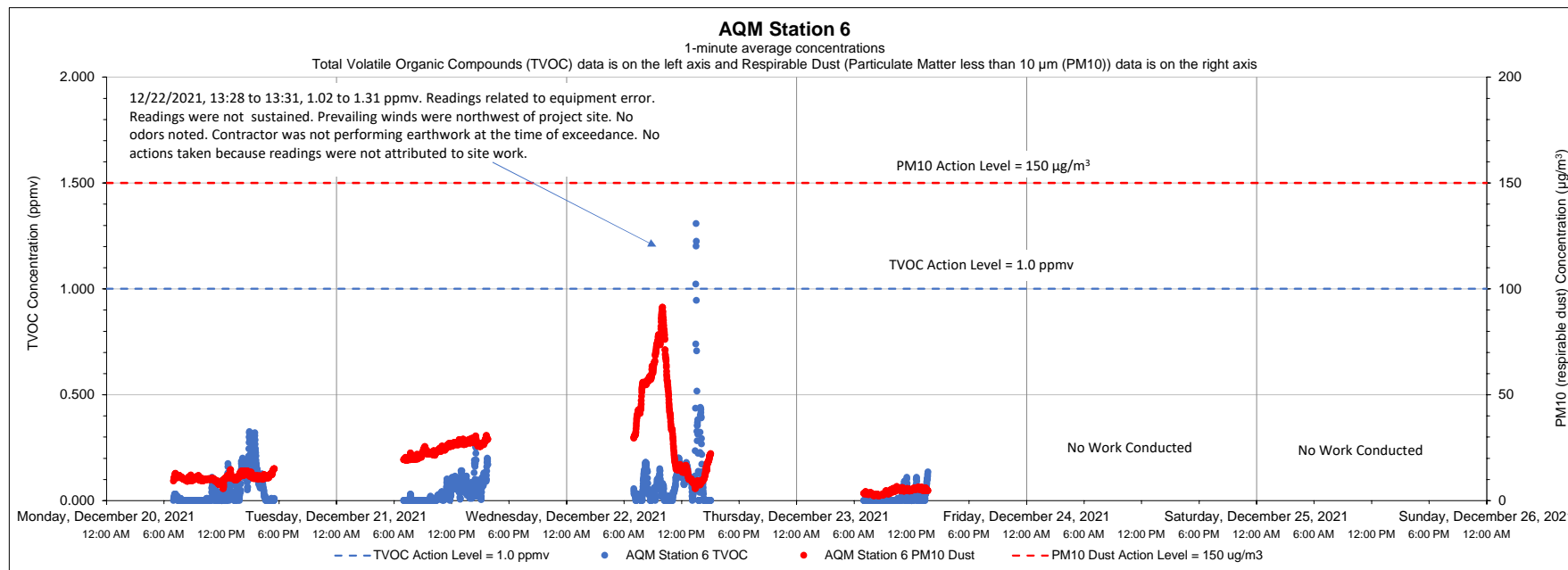
Data Summary Statistics	
TVOCs average concentration	0.03 ppm
TVOCs maximum concentration	0.69 ppm
TVOCs action level	1 ppm
PM10 average concentration	19.89 µg/m <sup>3</sup>
PM10 maximum concentration	107.16 µg/m <sup>3</sup>
PM10 action level	150 µg/m <sup>3</sup>

**Notes:**

- 1) Transient readings were conducted over a one minute time period. A reading is sustained if it is held for over a five minute time period.
- 2) The location of each AQM Station is presented on the attached summary figure.
- 3) Air quality monitoring performed in accordance with the May 12, 2017 Short Term Response Action Plan (STRAP), the October 11, 2017 STRAP Addendum (including Attachment N - Clarifications to the Proposed Air Monitoring Program for STRAP Activities) and the October 27, 2017 Short Term Response Action Approval Letter issued by RIDEM. Monitoring conducted during active STRAP activities.

Prepared by GZA on behalf of National Grid LNG LLC  
 Liquefaction Facility Project -  
 STRAP Perimeter Air Quality Monitoring (AQM)  
 121 Terminal Road / 642 Allens Avenue, Providence, Rhode Island

GZA Job No. 03.0033554.04  
 12/27/2021



Date	Time	Constituent	Observed Range of Sustained Readings	Response Actions Performed
None				
<b>Equipment Notes</b>				
None				

Data Summary Statistics	
TVOCs average concentration	0.05 ppm
TVOCs maximum concentration	1.31 ppm
TVOCs action level	1 ppm
PM10 average concentration	18.93 µg/m <sup>3</sup>
PM10 maximum concentration	91.23 µg/m <sup>3</sup>
PM10 action level	150 µg/m <sup>3</sup>

**Notes:**

- 1) Transient readings were conducted over a one minute time period. A reading is sustained if it is held for over a five minute time period.
- 2) The location of each AQM Station is presented on the attached summary figure.
- 3) Air quality monitoring performed in accordance with the May 12, 2017 Short Term Response Action Plan (STRAP), the October 11, 2017 STRAP Addendum (including Attachment N - Clarifications to the Proposed Air Monitoring Program for STRAP Activities) and the October 27, 2017 Short Term Response Action Approval Letter issued by RIDEM. Monitoring conducted during active STRAP activities.



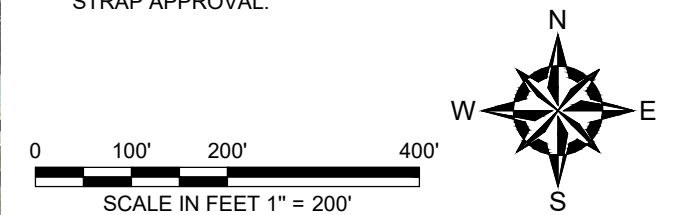


**LEGEND:**

- 642 ALLENS AVENUE FORMER MGP SITE
- PROJECT WORK SITE
- STRAP AREA (LIMITS OF GROUNDWATER AND SOIL DISTURBANCE)
- AIR QUALITY MONITORING (AQM) STATION

**REFERENCE NOTES:**

1. BASE MAP DEVELOPED FROM A GOOGLE PROFESSIONAL ELECTRONIC IMAGE FILE. DIGITAL AERIAL ORTHOPHOTOGRAPHY WAS PUBLISHED IN FEBRUARY 2018.
2. SITE BOUNDARIES ARE APPROXIMATE.
3. PERIMETER AIR MONITORING PROGRAM CONDUCTED AS DESCRIBED IN THE MAY 12, 2017 SHORT TERM RESPONSE ACTION PLAN (STRAP) AND OCTOBER 11, 2017 STRAP ADDENDUM, WHICH WERE APPROVED BY RIDEM WITH THE OCTOBER 27, 2017 STRAP APPROVAL.



THE INFORMATION SHOWN ON THE DRAWING IS SOLELY FOR USE BY NATIONAL GRID OR THE NATIONAL GRID'S DESIGNATED REPRESENTATIVE FOR THE SPECIFIC PROJECT AND LOCATION IDENTIFIED ON THE DRAWING. THE DRAWING SHALL NOT BE TRANSFERRED, REUSED, COPIED, OR ALTERED IN ANY MANNER FOR USE AT ANY OTHER LOCATION OR FOR ANY OTHER PURPOSE WITHOUT THE PRIOR WRITTEN CONSENT OF GZA AND NATIONAL GRID. ANY TRANSFER, REUSE, OR MODIFICATION TO THE DRAWING BY OTHERS, WITHOUT THE PRIOR WRITTEN EXPRESS CONSENT OF GZA AND NATIONAL GRID, WILL BE AT THE USER'S SOLE RISK AND WITHOUT ANY RISK OR LIABILITY TO GZA AND NATIONAL GRID.

NATIONAL GRID LIQUEFACTION FACILITY  
PERIMETER AIR MONITORING PROGRAM  
PROVIDENCE, RHODE ISLAND

Summary Figure  
Week of 12-20-2021

PREPARED BY: GZA GeoEnvironmental, Inc. Engineers and Scientists www.gza.com		PREPARED FOR: nationalgrid	
PROJ MGR: SDN	REVIEWED BY: MSK	CHECKED BY: MSK	FIGURE
DESIGNED BY: SDN	DRAWN BY: LDT	SCALE: AS NOTED	1
DATE: W/O 12-20-2021	PROJECT NO. 33554.04	REVISION NO. 0	SHEET NO.