



Shaw Environmental, Inc.

11 Northeastern Boulevard
Salem, NH 03079-1953
603.870.4500
Fax: 603.870.4501

June 23, 2006
Project 101960

Mr. Joseph T. Martella, II
Rhode Island Department of Environmental Management
Office of Waste Management
235 Promenade Street
Providence, RI 02908-5767

**Re: Status Report-May 2006 Sampling Event and
April-May Additional Investigation Activities
Former Gorham Manufacturing Facility
333 Adelaide Avenue, Providence, RI
Site Remediation Case No. 97-030**

Dear Mr. Martella:

Shaw Environmental, Inc. (Shaw) has prepared this status report on behalf of Textron, Inc. (Textron). This status report is for the remediation of tetrachloroethene (PCE) contaminated groundwater at the former Gorham Manufacturing Facility at 333 Adelaide Avenue, Providence, Rhode Island (Figure 1).

PCE is the primary contaminant of concern for groundwater. As discussed in the Remedial Action Work Plan and subsequent revisions, the PCE source area in the vicinity of the former building W is the area of concern. This area was treated using an in-situ application of sodium permanganate.

Shaw has performed two rounds of in situ chemical oxidation (ISCO) injections at the site. The treatment goal for the site is 7,700 micrograms per liter ($\mu\text{g/L}$) for PCE in groundwater, as per the Remedial Action Work Plan (RAWP) dated November 28, 2001 and approved by the Rhode Island Department of Environmental Management (RIDEM) in a letter dated March 15, 2002. For the first ISCO injection, performed in March and April 2002, approximately 27,000 pounds of sodium permanganate was applied to the treatment zone at the former Gorham Manufacturing Facility.

A revised RAWP was prepared by Shaw dated June 11, 2004 providing a plan for the follow-on injection of sodium permanganate as part of the remediation of PCE contaminated groundwater.

The Revised RAWP was approved by RIDEM in a letter dated July 27, 2004. The follow-on permanganate injections were started on September 28 and finished on October 4, 2004. Approximately 24,400 pounds of oxidant as sodium permanganate were applied to the treatment area. Quarterly groundwater monitoring has been conducted since completion of the follow-on injection.

A recent RAWP Addendum was prepared by Shaw dated November 21, 2005 providing additional investigation activities to develop additional data on source area conditions needed to assess further remedial actions required to achieve the remediation of the PCE source area. This status report describes the field work, sampling results, and information collected from the activities conducted in accordance with the approved RAWP Addendum dated November 21, 2005 and conditionally approved by RIDEM in a letter dated January 6, 2006. The conditional approval required the installation and sampling of compliance wells along Adelaide Avenue and the boundary between the Stop&Shop property and Parcel B to the west of the PCE source area. In addition, this report includes quarterly monitoring activities for May 2006 conducted in accordance with the Revised RAWP dated June 11, 2004.

FIELD ACTIVITIES

The following field activities were conducted in April and May 2006.

- Additional source area investigation activities were conducted between April 6 and April 25, 2006. The additional investigation activities included soil sampling, monitoring well installation and groundwater sampling of the new wells installed. (See Figure 1)
- As requested by RIDEM's comments and conditions letter dated January 6, 2006 in response to the RAWP Addendum, additional compliance wells were installed on May 1, 2006 through May 3, 2006 to the south of MW-101S and MW-101D and along the perimeter of the Parcel B Boundary. (See Figure 1)
- As part of the post sodium permanganate injection monitoring, a quarterly groundwater sampling event was conducted on May 3, 2006.
- An initial groundwater sampling round of the new compliance wells installed on May 1 through May 3, 2006 was conducted on May 10, 2006.

Additional Source Area Investigation Activities (Soil Sampling, Well Installation and Groundwater Sampling)

Additional investigation activities were conducted to obtain additional data on source area conditions. On April 6 through April 13, 2006 six soil borings were advanced in order to define the horizontal and vertical extent of PCE and residual source VOCs in the unsaturated and saturated zones of the apparent source area based on recent groundwater data. The soil borings were advanced via vibratory drilling methods and completed as 1.32" monitoring wells. The locations of the soil borings/monitoring wells are shown on Figure 1 and Figure 2 (shown as

wells MW-210, MW-211, MW-212, MW-213, MW-214, and MW-215). Boring logs are contained in Appendix A. The drilling services were performed by Pine and Swallow Associates (Pine) of Groton, MA and overseen by a Shaw Environmental field geologist.

Prior to drilling, all subsurface locations were cleared to a depth of 5 feet below ground surface (bgs) using an air-knife. Soil samples were collected at four foot intervals from 5 feet bgs following the utility clearance by air-knife. Soil samples were collected via dedicated plastic sample liners used in the VibraDrill H641 drill rig. Soil samples were collected for geologic logging and field screening for the presence of volatile organic vapors and residual source VOCs. Select samples were submitted to the laboratory for analysis. Based on historical subsurface data collected from the source area, a confining silt layer is present at an approximate depth of 50 to 60 feet bgs. As a result, the source area soil borings were advanced to the depth of approximately 5 feet into the silt layer. The depth of the confining silt layer ranged from 45 to 60 feet bgs. Further details on the silt layer at each boring are provided in the *Source Area Well Installations* Table provided below.

Source Area Well Installations			
Well ID	Location	Screen Interval	Approximate Top of Confining Silt Interval
MW-210	Approximately 20 feet northwest of MW-101S and MW-101S locations.	40 to 50 ft. bgs	51 ft. bgs
MW-211	Approximately 15 feet northeast of MW-101S and MW-101D.	35 to 45 ft. bgs	45 ft. bgs
MW-212	Approximately 35 feet west of MW-101S and MW-101D	39 to 49 ft. bgs	49 ft. bgs
MW-213	Approximately 30 feet northwest of MW-101S and MW-101D.	35 to 45 ft. bgs	45 ft. bgs
MW-214	Approximately 10 ft northeast of MW-202D.	50 to 60 ft. bgs	60 ft. bgs
MW-215	Approximately 10 feet southwest of MW-202S	44 to 54 ft. bgs	54 ft. bgs

Soil samples collected from each interval were placed in jars for headspace screening and screened for volatile organic vapors using a Mini Rae 2000 photoionization detector (PID) equipped with a 10.6 electron-volt lamp. PID readings ranged from 0 to 7,800 parts per million by volume (ppmv). The highest PID screening values were detected at SB-210. Generally, higher PID values were measured at the water table and within the saturated zone for each boring.

In addition, soil samples collected from select sample intervals were screened for the presence of residual source VOCs by use of the OilScreenSoil (Sudan IV)TM dye test kit. Soil was placed in a Sudan IV test bottle to the line indicated on the bottle and hot water was added to the test bottle to the line indicated on the bottle. The test bottle containing soil and hot water was shaken until the red Azo dye completely dissolved in the contents of the test bottle. The presence of residual source VOCs (at a concentration greater than 500 ppm) is indicated by a red meniscus or red spots on the side of the jar. The soil samples selected for the Sudan Dye Testing were generally within the saturated zone where evidence of impacts was present. Based on the Sudan IV tests conducted, residual source VOCs were detected in one soil boring, SB-210 at 27 to 31 feet bgs and 43 to 46 feet bgs.

Soil samples submitted for laboratory analysis were based on evidence of impacts according to visual and olfactory observation, headspace screening, and residual source VOC test kit screening. Soil samples were submitted to Severn Trent Laboratory of Westfield, Massachusetts (STL) for analysis of volatile organic compounds (VOCs) by EPA Method 8260B and for analysis of percent solids. The samples for VOC analysis were collected by placing 10 grams of soil using an open ended syringe directly into 10 milliliters of methanol to prevent loss of volatile compounds. A copy of the laboratory analytical report is included in Appendix B and a summary of the soil analytical results is provided in Table 1.

Soil samples were also collected for soil oxidant demand (SOD), total organic carbon (TOC) and fractional organic carbon (FOC) analyses. Four soil samples were collected from soil borings within the source area and included the following; SB-210 (30-31 feet bgs), SB-210 (43-46 feet bgs), SB-214 (57 to 61 feet bgs), and SB-213 (37-39 feet bgs) and a 1 liter groundwater sample from MW-101D. The samples collected for SOD were submitted to Shaw Environmental, Inc., Technology Applications Group in Knoxville Tennessee for analysis. A copy of the laboratory analytical report is provided in Appendix C.

The soil borings were completed as monitoring wells. The monitoring wells were set above the confining silt layer. Each monitoring well consists of a 1.32" steel pipe with a 10 foot section of steel screen with 2 inch by 0.015 inch vertical slots and a 2 foot steel sump below the screen. A summary of the source area monitoring wells is provided in the *Source Area Well Installations* table above.

Groundwater samples were collected from the six monitoring wells (MW-210 through MW-215) on April 20, 2006. The groundwater samples were collected via a modified low flow methodology. Each well was purged for 30 to 40 minutes prior to collecting a sample. Field parameters were recorded and included oxidation/reduction potential (ORP), dissolved oxygen (DO), pH, temperature, specific conductance (SC) and turbidity. An initial water level measurement was recorded prior to purging the well and a final measurement upon completion of the well purge and sample collection. In addition, each well was gauged for free product using an interface probe.

A summary of the field measurements are included in Table 2. The groundwater samples collected from each monitoring well were submitted to STL for analysis of VOCs by EPA Method 8260B, chemical oxygen demand (COD) by EPA Method 410.4 and chloride by EPA

Method 300.0. No free product was detected in any of the wells. A summary of the analytical results is provided in Table 4, and a copy of the laboratory analytical results is included in Appendix B.

On April 25, 2006, groundwater samples were collected from two existing site wells in the source area (MW-101D and MW-202D) and one well up-gradient of the source area (MW-116D) in order to evaluate the presence of bacteria able to dechlorinate PCE and environmental conditions for the anaerobic degradation of PCE. The groundwater samples were collected via a modified low flow methodology. Each well was purged for 30 to 40 minutes prior to collecting a sample. Field parameters were recorded and included oxidation/reduction potential (ORP), dissolved oxygen (DO), pH, temperature, specific conductance (SC) and turbidity. In addition, an initial water level measurement was recorded prior to purging the well and a final measurement upon completion of the well purge and sample collection.

A summary of the field measurements are included in Table 2. The groundwater samples were submitted to Shaw Environmental Inc., laboratory in Lawrenceville, NJ for analysis of total and dissolved iron and manganese, reduced gases - methane, ethane, ethene (M/E/E) and anions. In addition, a groundwater sample was collected from MW-101D, MW-202D, and MW-116D for analysis for the presence of the bacteria, *Dehalococcoides* (DHC) species, in groundwater by polymerase chain reaction (PCR) analysis. This sample was collected under a nitrogen blanket to minimize exposure to atmospheric air and the sample bottle was completely filled in order to eliminate the headspace within the sample bottle, which was capped with a Teflon-lined cap. The groundwater sample collected for PCR was submitted to Shaw Environmental Inc., Technology Applications Group in Knoxville Tennessee for analysis. A summary of the results is included in Table 5, and a copy the laboratory analytical report is included in Appendix B.

Additional Compliance Well Installation and Sampling

Three sets of well clusters (MW-216, MW-217 and MW-218) were installed on May 1 through May 3, 2006. These wells were installed to comply with RIDEM's request for additional monitoring wells at approximately the same screen intervals as MW-101S and MW-101D. RIDEM requested two well clusters along the Parcel B boundary located at western edge of the Stop & Shop boundary (MW-216 and MW-217) and one well cluster along Adelaide Ave boundary of the site, south of MW-101S and MW-101D (MW-218). Shallow and deep well pairs were installed at each well cluster. The locations of the monitoring wells are shown on Figure 1. Boring logs are contained in Appendix A. Drilling services were performed by Technical Drilling Services (TDS) of Sterling, MA and overseen by a Shaw Environmental field geologist.

Prior to drilling, all subsurface locations were cleared to a depth of 5 feet below ground surface (bgs) using an air-knife. The monitoring wells were installed via hollow stem auger (HSA) drilling methods. Soil samples were collected at the deeper monitoring wells at 5 foot intervals from 5 feet bgs following the utility clearance by air-knife. Soil samples were collected via a 2 foot, 2-inch diameter stainless steel split spoon sampler advanced by dropping a 140 pound weight from a height of 30 inches. Soil samples were collected for geologic logging and field screening for the presence of volatile organic vapors and residual source VOCs. Based on historical subsurface data collected from the source area, a confining silt layer is present at an

approximate depth of 60 feet bgs. As a result, the deeper monitoring wells were advanced to the depth of the confining silt layer and extended 5 feet into the silt layer to confirm the depth of the confining silt layer.

Soil samples collected from the deep monitoring wells were screened for volatile organic vapors by placing soil from each soil interval into jars for headspace screening and screen using a Mini Rae 2000 PID equipped with a 10.6 electron-volt lamp. PID readings ranged from 0 to 218 ppmv. The highest PID screening values were detected at MW-216D. A strong petroleum odor, black staining and a petroleum sheen were noted during the installation of the MW-216 well cluster. A petroleum odor was also noted during the installation of the MW-217 well cluster, however no sheen or black staining were noted and PID screening values ranged from 0 to 29.6 ppmv. No petroleum odor, black staining or sheen was detected at the MW-218 well cluster and PID readings ranged from 0 to 32 ppmv. There was no evidence of residual source VOCs at any of these well clusters.

Each of these monitoring wells consists of 2-inch PVC with a 2-inch PVC 0.010-inch slot screen. The deeper monitoring well in each well cluster is screened above the confining silt layer and the shallow well in each well cluster is screened at the water table. Water was encountered at 25 feet bgs at each monitoring well cluster. A summary of the new compliance monitoring well information is provided below.

New Compliance Well Installations			
Well ID	Location	Screen Intervals	Approximate Top of Confining Silt Interval
MW-216S / MW-216D	Approximately 175 ft north of Adelaide Ave along Parcel B boundary.	20 to 30 ft. bgs 35 to 40 ft. bgs	40 ft. bgs
MW-217S / MW-217D	Approximately 285 ft north of Adelaide Ave along Parcel B boundary.	20 to 30 ft bgs 39 to 49 ft. bgs	49 ft. bgs
MW-218S / MW-218D	Approximately 40 ft south of MW-101S and MW-101D along Adelaide Ave.	20 to 30 ft bgs 42 to 52 ft. bgs	52 ft. bgs

Groundwater samples were collected for analysis for VOCs by EPA Method 8260B on May 10, 2006 from the six new compliance monitoring wells. Groundwater samples were submitted to STL for analysis. A copy of the laboratory analytical report is provided in Appendix B and a summary of the analytical data is provided in Table 6.

Quarterly Monitoring Activities

Collection of groundwater samples and field parameter measurements occurred on May 3, 2006. Field measurements included oxidation/reduction potential (ORP), dissolved oxygen (DO), pH, temperature, and specific conductance (SC). Groundwater elevation measurements were also collected. These results are presented in Tables 2, 3 and 7.

Based on the measured water levels collected during the quarterly monitoring sampling event (May 3, 2006) and collected during the compliance well sampling (May 10, 2006), the depth to groundwater in the shallow overburden across the site ranged from 24.16 feet to 26.35 feet. A summary of the water level measurements and groundwater elevations is provided in Table 3. A groundwater contour map is presented as Figure 2 and indicates that groundwater flow direction is to the north and northeast.

Quarterly Groundwater Sampling

Groundwater samples were collected for analysis for volatile organic compounds (VOCs) (EPA Method 8260B), chloride (EPA Method 300.0 Part A), and chemical oxygen demand (COD) (Hach 8000) on May 3, 2006 from 20 monitoring wells within and around the treatment area and including the compliance wells. One duplicate sample was also collected for VOC analysis. Groundwater samples were delivered to AMRO Environmental Laboratories Corporation in Merrimack, New Hampshire for analysis.

SUMMARY OF ANALYTICAL DATA

The following is a summary of the analytical data associated with field activities conducted in April and May 2006.

Additional Source Area Investigation (Soil and Groundwater Sampling)

Based on the analytical results for soil samples collected for VOC analysis, PCE concentrations were detected in all soil samples analyzed. The PCE concentrations ranged from 2,500 to 77,000,000 $\mu\text{g}/\text{kg}$. The highest PCE concentrations were detected at SB-210 at sample interval 30 to 31 feet bgs at a concentration of 77,000,000 $\mu\text{g}/\text{kg}$ and at sample interval 43 to 46 feet bgs at a concentration of 4,400,000 $\mu\text{g}/\text{kg}$. These results indicate that SB-210 is located within a residual VOC source area since the PCE concentrations are significantly higher than soil samples collected from surrounding soil boring locations and at concentrations that indicated residual source VOCs are present (i.e., higher than what could theoretically partition between the dissolved phase and the organic carbon present within the soil matrix). The presence of residual source VOCs was also indicated by the positive test results using the field test kit. Other VOCs detected in the soil samples collected include trichloroethene, bromomethane, 1,1-dichloropropene, 1,1-dichloroethene, and 1,1,2-trichloroethane. The concentrations of these compounds ranged from 21 to 620 $\mu\text{g}/\text{kg}$. A summary of the soil analytical results is provided in Table 1.

In addition, the results for the soil samples collected for SOD, TOC and FOC are presented in Appendix C. Based on the analytical summary provided, the SOD results for the samples collected from SB-210 indicated very high oxidant demand of 21 and 23 g/kg. Calculation of the SOD based on the PCE mass in the sample from SB-210 (30-31 feet bgs) indicates a theoretical demand of approximately 100 g/kg. The lower than predicted result may be due to the SOD test method, which uses test jars with a headspace where PCE can volatilize from the sample. The SOD results for the samples collected from SB-213 and SB-214 (1.6 g/kg and 2.0 g/kg, respectively) were similar to earlier SOD results of between 1.4 g/kg and 2.7 g/kg for samples collected in March 2004.

Based on the analytical results for the groundwater samples collected from the new monitoring wells installed within the source area (MW-210 through MW-215), PCE was detected in all groundwater samples. The PCE concentrations found in wells MW-210, MW-211, MW-214, and MW-215, are equal to or above the treatment goal of 7,700 ug/L. The chloride and COD results for the groundwater samples are consistent with the results from previous quarterly monitoring results for chloride and COD.

Based on the results of the PCR analysis for groundwater within the source area, DHE bacteria were not detected in the groundwater samples submitted for analysis. However, the presence of PCE biodegradation breakdown products (including: 1,1-Dichloroethene, cis-1,2-Dichloroethene, trichloroethene, and vinyl chloride) in groundwater samples indicates that biodegradation is occurring. A summary of the PCR results is included in Table 5 and a copy of the laboratory report is provided in Appendix D.

Compliance Well Sampling

PCE was not detected in groundwater samples collected from compliance wells MW-216S, MW-216D, MW-217S and MW-217D. PCE was detected in MW-218S and MW-218D located south of MW-101S and MW-101D at concentrations of 290 and 990 ug/L respectively, which exceeds the RIDEM's GB compliance standard of 150 ug/L. No other VOCs exceed the GB Groundwater Objectives listed in Table 4 of the Remediation Regulations where listed. Other detected VOCs in groundwater samples collected from the compliance wells include vinyl chloride, methyl tert-butyl ether, cis-1,2-dichloroethene, benzene, trichloroethene, 1,1,2-trichloroethane, acetone, toluene, m,p-xylene, o-xylene, 1,3,5-trimethylbenzene, 1,2,4-trimethylbenzene, naphthalene and 2-butanone. Naphthalene was detected in groundwater samples collected from MW-216S and MW-217S located along the Western edge of the Stop & Shop Boundary, along the Parcel B boundary. A summary of the analytical data associated with the compliance wells is included in Table 6 and a copy of the laboratory report is provided in Appendix B.

Quarterly Groundwater Sampling

The PCE concentrations found in wells MW-202D, MW-202S, MW-207D, and MW-207S, are currently above the treatment goal of 7,700 ug/L. The detected PCE concentration found in MW-101D was lower than previous sampling rounds. The reduced concentration may be

Mr. Joseph T. Martella, II
June 23, 2006
Page 9 of 11

attributed to heavy rain that occurred on the day of sampling event. Due to surface water that was puddling above the well casing on May 3, 2006, monitoring well, MW-101S, was sampled on May 10, 2006. The detected PCE concentration found in MW-101S was also lower than previous rounds and may be attributed to the recent heavy rain events. Other detected VOCs from the treatment area include cis-1,2-dichloroethene, trichloroethene, 1,1,1-trichloroethane, trichlorofluoromethane, 1,1,-dichloroethene, 1,1,-dichloroethane, methyl tert-butyl ether, 1,1,1,2-tetrachloroethane, carbon tetrachloride, and benzene.

A summary of the analytical data associated with the treatment area is contained in Table 7 and a copy of the laboratory analytical report is provided in Appendix B. A summary of PCE concentrations across the site are depicted on Figure 3. As indicated on Figure 3, the highest PCE concentrations are within the vicinity of monitoring wells MW-210, MW-211, MW-215, MW-202S and MW-202D. Also, noted on the map, the February 23, 2006 PCE results from MW-101S and MW-101D are shown rather than the May 2006 results due to the possibility that concentrations were reduced as a result of heavy rain.

FUTURE ACTIVITIES


The sampling results and information collected during the additional source area investigation activities and the recent groundwater sampling events will be used to develop a RAWP addendum. It is anticipated that a RAWP addendum will be prepared and submitted to RIDEM in approximately 60 days.

Field parameter measurements, groundwater elevation measurements, and groundwater sampling will continue on a quarterly basis. The next quarterly sampling event is scheduled for August 2006. The next compliance well and quarterly sampling event is scheduled for November 2006.

If you have any questions, please contact Ed Van Doren at (603) 870-4530.

Sincerely,

SHAW ENVIRONMENTAL, INC.



Edward P. Van Doren, PE, LSP
Project Manager

Mr. Joseph T. Martella, II

June 23, 2006

Page 10 of 11

Attachments:

Tables

Table 1 – Soil Analytical Results

Table 2 – Field Parameters (April and May 2006)

Table 3 – Groundwater Elevations (May 3, 2006)

Table 4 – Groundwater Analytical Results – Source Area Monitoring Wells (April 20, 2006)

Table 5 – Groundwater Analytical Results for Biostimulation/Bioaugmentation Evaluation (April 25, 2006)

Table 6 – Groundwater Analytical Results – New Compliance Wells (May 10, 2006)

Table 7– Groundwater Analytical Results – Quarterly Monitoring (May 3, 2006)

Figures

Figure 1 – Site Plan

Figure 2 – Groundwater Contour Map (May 2006)

Figure 3 – PCE Plume Map (February, April and May 2006)

Appendices

Appendix A - Boring Logs

Appendix B – Laboratory Analytical Data

Appendix C – Soil Oxidant Demand Analysis Results

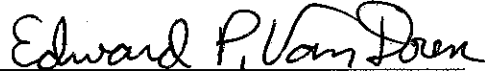
Appendix D – Polymerase Chain Reaction Analysis Results

cc: Craig Roy, RIDEM OWR
Greg Simpson, Textron
Dave McCabe, Textron
Jamieson Schiff, Textron
Thomas Dellar, City of Providence
Amelie Mailloux, Stop & Shop
Ronald Ruth, Sherin and Lodgen

CERTIFICATIONS

The following certifications are provided pursuant to Rule 9.19 of the Remediation Regulations:

I, Edward P. Van Doren, as an authorized representative of Shaw Environmental, Inc. and the person responsible for the preparation of this Status Report dated June 23, 2006, certify that the information contained in this report is complete and accurate to the best of my knowledge.



Edward P. Van Doren, PE, LSP
Project Manager

6-27-06

Date:

We, Textron, Inc., as the party responsible for submittal of this Status Report, certify that this report is a complete and accurate representation of the contaminated site and the release, and contains all known facts surrounding the release, to the best of our knowledge.

Certification on behalf of Textron Inc.



Gregory L. Simpson
Project Manager

6/23/06

Date:

TABLES

Table 1
Soil Analytical Results
Positive Hits Only
Former Gorham Manufacturing Facility
Providence, Rhode Island

Sample Depth	SB-210 (30-31') 4/6/2006 30.5	SB-210 (43-46') 4/6/2006 44.5	SB-210 (47-49') 4/6/2006 48	SB-211 (36') 4/10/2006 36	SB-211 (45') 4/10/2006 45	SB-212 (32') 4/12/2006 32	SB-212 (38') 4/12/2006 38	SB-213 (38') 4/13/2006 38	SB-214 (28') 4/11/2006 28	SB-214 (48') 4/11/2006 48	SB-215 (40') 4/7/2006 40	SB-215 (54') 4/7/2006 54
CONSTITUENT (ug/kg)												
1,1,2-Trichloroethane	<160000	<72000	240	<170	<720	<140	<670	<150	[21]J	[31]J	<140	<720
1,1-Dichloroethene	<160000	<72000	230	<170	<720	<140	<670	<150	<150	<130	<140	<720
1,1-Dichloropropene	<160000	<72000	<140	<170	<720	<140	<670	[69]J	[68]J	<130	<140	<720
Bromomethane	<310000	<140000	<280	<340	<1400	[46]J	<1300	<290	<300	<270	<280	<1400
Tetrachloroethene	7700000	4400000	4000	9400	49000	13000	50000	12000	2500	3400	3900	48000
Trichloroethene	<160000	<72000	620	<170	<720	<140	<670	<150	<150	<130	<140	<720

Notes:
ug/kg = micrograms per kilogram
< = Compound was not detected. Value indicated is the method reporting limit.

Table 2
Summary Field Parameters
April - May 2006
Former Gorham Manufacturing Facility
Providence, Rhode Island

Well ID	Date	pH (STD)	Temperature (C°)	Specific Conductance (us/cm)	Dissolved Oxygen (mg/l)	Oxidation Reduction Potential (mV)	Turbidity (NTU)
Source Area Investigation							
MW-210	4/20/2006	6.81	16.75	932	2.23	-401.7	32.3
MW-211	4/20/2006	5.50	17.12	1016	0.98	-466	20.7
MW-212	4/20/2006	6.09	18.10	919	0.98	-463	11.1
MW-213	4/20/2006	6.40	17.38	1406	2.18	-406.9	15.9
MW-214	4/20/2006	5.72	16.78	1403	1.5	-460	39.7
MW-215	4/20/2006	6.41	16.7	1257	1.27	-387	14.4
Biostimulation/Bioaugmentation Sampling							
MW-101D	4/25/2006	6.75	15.89	155	0.55	86.5	11.4
MW-202D	4/25/2006	5.69	16.02	1126	0.16	197	30.6
MW-116D	4/25/2006	4.86	15.87	515	0.91	293	71
Quarterly Groundwater Sampling							
MW-101S	5/10/2006	5.49	14.30	0.075	0.26	86.2	NM
MW-101D	5/3/2006	7.34	14.22	28	8.14	60.7	NM
MW-112	5/3/2006	5.99	14.23	405	4	223.1	NM
MW-116S	5/3/2006	5.74	13.52	126	8.78	262.4	NM
MW-116D	5/3/2006	5.28	13.7	513	2.64	267.7	NM
MW-201S	5/3/2006	6.62	14.29	1038	1.66	51.4	NM
MW-201D	5/3/2006	7.04	14.21	1896	0.3	-106.9	NM
MW-202S	5/3/2006	5.92	14.51	577	4.53	193.5	NM
MW-202D	5/3/2006	5.97	14.86	1135	0.66	233.7	NM
MW-203S	5/3/2006	6.13	14.32	725	0.62	163.2	NM
MW-203D	5/3/2006	6.18	14.13	650	1.35	149	NM
MW-204S	5/3/2006	7.2	14.56	24	10.35	180.8	NM
MW-204D	5/3/2006	6.46	14	1595	0.99	205.4	NM
MW-205	5/3/2006	6.52	14.73	153	2.9	19.1	NM
MW-206S	5/3/2006	6.63	14.11	902	1.67	188.3	NM
MW-206D	5/3/2006	6.43	14.29	606	0.89	180.6	NM
MW-207S	5/3/2006	6.15	14.9	1165	0.7	188	NM
MW-207D	5/3/2006	6.39	14.3	1052	1.53	266.2	NM
MW-208S	5/3/2006	5.74	14.7	1053	0.3	155.1	NM
MW-208D	5/3/2006	5.56	14.59	908	0.54	211.2	NM
MW-209D	5/3/2006	7.22	13.92	650	1.24	156.4	NM
Compliance Well Sampling							
MW-216D	5/10/2006	6.48	13.56	2.870	3.58	24.1	NM
MW-216S	5/10/2006	6.72	13.44	0.488	0.14	-103.2	NM
MW-217D	5/10/2006	6.48	13.48	0.265	0.78	-4.0	NM
MW-217S	5/10/2006	6.71	13.44	0.739	0.29	-18.3	NM
MW-218D	5/10/2006	6.43	13.75	0.451	2.66	81.6	NM
MW-218S	5/10/2006	5.65	13.54	0.445	0.84	155.6	NM
Note C° = degrees Celsius us/cm = microsiemens per centimeter mg/l = milligrams per liter mV = milli volts NM = Not Measured							

Table 3
Water Table Elevations
May 2006
Former Gorham Manufacturing Facility
Providence, Rhode Island

Location	Date	Reference Elevation (Feet)	Depth to Water (Feet)	Groundwater Elevation (Feet)
MW-101D	5/3/2006	98.90	24.72	74.18
MW-101S	5/10/2006	98.90	24.63	74.27
MW-112	5/3/2006	100.63	26.35	74.28
MW-116D	5/3/2006	98.92	24.65	74.27
MW-116S	5/3/2006	99.40	25.08	74.32
MW-201D	5/3/2006	98.80	24.60	74.20
MW-201S	5/3/2006	98.75	24.56	74.19
MW-202D	5/3/2006	98.18	24.03	74.15
MW-202S	5/3/2006	98.00	23.92	74.08
MW-203D	5/3/2006	98.91	24.65	74.26
MW-203S	5/3/2006	98.92	24.37	74.55
MW-204D	5/3/2006	98.88	24.76	74.12
MW-204S	5/3/2006	98.84	24.70	74.14
MW-205	5/3/2006	99.47	25.21	74.26
MW-206D	5/3/2006	98.71	24.56	74.15
MW-206S	5/3/2006	98.55	24.40	74.15
MW-207D	5/3/2006	98.18	24.06	74.12
MW-207S	5/3/2006	98.28	24.16	74.12
MW-208D	5/3/2006	99.68	25.53	74.15
MW-208S	5/3/2006	99.50	25.35	74.15
MW-209D	5/3/2006	100.47	26.19	74.28
MW-216S	5/10/2006	99.58	25.33	74.25
MW-216D	5/10/2006	98.69	25.33	73.36
MW-217S	5/10/2006	98.71	24.82	73.89
MW-217D	5/10/2006	98.65	24.79	73.86
MW-218S	5/10/2006	99.61	25.41	74.20
MW-218S	5/10/2006	99.67	25.48	74.19

Note:
Groundwater elevations are based on an arbitrary reference datum established for the site.

Table 4
Groundwater Analytical Results - Source Area Monitoring Wells (April 20, 2006)
Positive Hits Only
Former Gorham Manufacturing Facility
Providence, Rhode Island

CONSTITUENT	UNITS	MW-210 4/20/2006	MW-211 4/20/2006	MW-212 4/20/2006	MW-213 4/20/2006	MW-214 4/20/2006	MW-215 4/20/2006
Methylene Chloride	(ug/l)	520J	<1000	<40	<400	<1000	<1000
Tetrachloroethene	(ug/l)	13000	33000	850	4900	7700	25000
Trichloroethene	(ug/l)	410J	<500	<20	190J	<500	<500
Chloride	(mg/l)	130	280	150	300	290	290
Chemical Oxygen Demand	(mg/l)	<20	<20	<20	<20	27	<20

Notes:
 < = Compound was not detected. Value indicated is the method reporting limit.
 J = Estimated Value

Table 5
Groundwater Analytical Results for Biostimulation/Bioaugmentation Evaluation
April 25, 2006
Former Gorham Manufacturing Facility
Providence, Rhode Island

Sample ID	MW-101D	MW-202D	MW-116D
Date Collected	4/25/2006	2/23/2006	2/24/2006
CONSTITUENT (ug/l)			
Chloride	17.6	236	108
Sulfate as SO4	21.0	94.5	45.0
Nitrite as N	<0.1	<0.1	<0.1
Phosphate as P, ortho	0.27	<0.1	<0.1
Nitrate as N	0.13	3.25	5.08
CONSTITUENT (mg/l)			
Methane	22.7	7.39	5.60
Ethane	<2.0	3.17	<2.0
Ethene	<2.0	0.91J	<2.0
CONSTITUENT (ug/l)			
Total Iron	2190	3050	4690
Total Manganese	828	2120	133
Dissolved Iron	30	30	144
Dissolved Manganese	59.1	1820	77.5
CONSTITUENT (cells/milliliter)			
<i>Dehalococcoides</i> sp. ⁽¹⁾	<1.0 x 10 ¹	<1.0 x 10 ¹	NA
Notes:			
ug/L = microgram per liter			
mg/L = milligram per liter			
NA = Not Analyzed			
< = compound was not detected. Value indicated is the method reporting limit.			
(1) <i>Dehalococcoides</i> : Positive Control = 1.0 x 10 ⁵ and 1.0 x 10 ⁴			
Negative Control = 1.0 x 10 ¹			

TABLE 6
Groundwater Analytical Results - New Compliance Wells
May 10, 2006
Former Gorham Manufacturing Facility
Providence, Rhode Island

CONSTITUENT (ug/l)	MW-216D	MW-216S	MW-217D	MW-217S	MW-218D	MW-218S
	5/10/2006	5/10/2006	5/10/2006	5/10/2006	5/10/2006	5/10/2006
1,1,2-Trichloroethane	<2	<2	<2	<2	4.3	<2
1,1-Dichloroethene	<1	<1	<1	<1	19	<1
1,2,4-Trimethylbenzene	<2	12	<2	<2	<2	<2
1,3,5-Trimethylbenzene	<2	9.5	<2	<2	<2	<2
2-Butanone	<10	<10	<10	12	<10	<10
Acetone	<10	10	<10	<10	<10	<10
Benzene	<1	<1	<1	<1	<1	6
cis-1,2-Dichloroethene	<2	170	68	33	25	450
m/p-xylene	<2	3.7	<2	<2	<2	<2
Methyltert-butylether	<2	<2	<2	<2	<2	3.9
Naphthalene	<5	21	<5	17	<5	<5
o-Xylene	<2	6.2	<2	<2	<2	<2
Tetrachloroethene	<2	<2	<2	<2	990	290
Toluene	<2	2.9	<2	<2	<2	<2
Trichloroethene	4.2	<2	69	<2	440	25
Vinyl chloride	<2	<2	<2	<2	<2	22
CONSTITUENT (mg/l)						
Chloride	---	---	---	---	---	---
COD	---	---	---	---	---	---

Notes:
ug/L = microgram per liter
mg/L = milligram per liter
< = compound was not detected.
Value indicated is the method reporting limit.
J = estimated result value.
COD = chemical oxygen demand

TABLE 7
Groundwater Analytical Results - Quarterly Monitoring
May 3, 2006
Former Gorham Manufacturing Facility
Providence, Rhode Island

CONSTITUENT (ug/l)	MW-101D	MW-101S	MW-112	MW-116D	MW-116S	MW-201D	MW-201S	MW-202D	MW-202S	MW-202S
	5/3/2006 Primary	5/10/2006 Primary	5/3/2006 Primary	5/3/2006 Primary	5/3/2006 Primary	5/3/2006 Primary	5/3/2006 Primary	5/3/2006 Primary	5/3/2006 Primary	5/3/2006 Duplicate
1,1,1,2-Tetrachloroethane	<2	<2	<2	<2	<2	<2	<2	20	4.3	<2
1,1,1-Trichloroethane	<2	<2	<2	<2	<2	<2	8.2	5.1	7.2	3.7
1,1,2-Trichloroethane	<2	<2	<2	<2	<2	2.2	<2	<2	<2	<2
1,1-Dichloroethane	<2	<2	<2	<2	<2	3.7	<2	<2	<2	<2
1,1-Dichloroethene	<1	<1	<1	<1	<1	9.6	<1	<1	<1	<1
Benzene	<1	<1	<1	<1	<1	<1	<1	1.4	2	1.2
Carbon tetrachloride	<2	<2	<2	<2	<2	<2	<2	12	2.6	<2
cis-1,2-Dichloroethene	5.9	660	<2	<2	<2	26	<2	44	90	43
Methyltert-butylether	<2	<2	69	10	3.9	<2	7.3	<2	<2	<2
Tetrachloroethene	80	<2	62	<2	<2	3300	1200	35000	46000	26000
Toluene	<2	350	<2	<2	<2	<2	<2	<2	<2	<2
Trichloroethene	6	<2	19	<2	<2	350	160	140	53	26
Trichlorofluoromethane	<2	<1	<2	<2	<2	<2	<2	2.3	<2	<2
Vinyl chloride	<2	14	<2	<2	<2	<2	<2	<2	<2	<2
o-Xylene	<2	3.9	<2	<2	<2	<2	<2	<2	<2	<2
CONSTITUENT (mg/l)										
Chloride	3.5	16	87	120	20	36	230	<25	120	64
COD	140	640	<50	<50	<50	64	57	64	<50	73

Notes:
ug/L = microgram per liter
mg/L = milligram per liter
< = compound was not detected.
Value indicated is the method reporting limit.
J = estimated result value.
COD = chemical oxygen demand

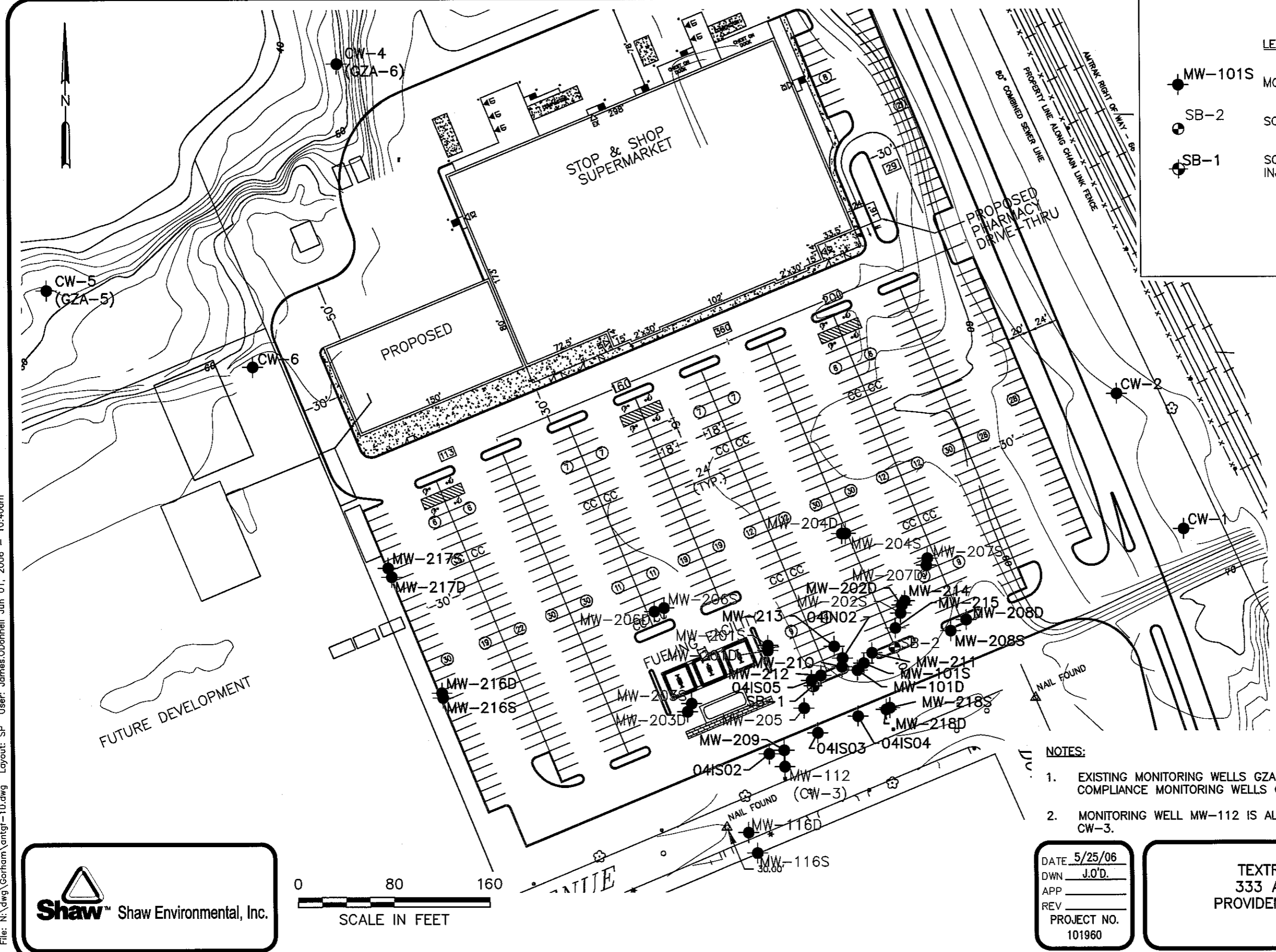
TABLE 7
Groundwater Analytical Results - Quarterly Monitoring
May 3, 2006
Former Gorham Manufacturing Facility
Providence, Rhode Island

CONSTITUENT (ug/l)	MW-203D 5/3/2006 Primary	MW-203S 5/3/2006 Primary	MW-204D 5/3/2006 Primary	MW-204S 5/3/2006 Primary	MW-205 5/3/2006 Primary	MW-206D 5/3/2006 Primary	MW-206S 5/3/2006 Primary	MW-207D 5/3/2006 Primary	MW-207S 5/3/2006 Primary	MW-208D 5/3/2006 Primary	MW-208S 5/3/2006 Primary	MW-209D 5/3/2006 Primary
1,1,1,2-Tetrachloroethane	<2	<2	<2	<2	<2	<2	<2	2.2	2.1	<20	<20	<2
1,1,1-Trichloroethane	<2	4.1	<2	<2	<2	7.6	<2	9.5	15	<20	<20	<2
1,1,2-Trichloroethane	<2	<2	<2	<2	<2	<2	<2	<2	<2	<20	<20	<2
1,1-Dichloroethane	<2	<2	<2	<2	<2	<2	<2	<2	3.9	<20	<20	<2
1,1-Dichloroethene	<1	<1	<1	<1	<1	<1	<1	2.2	2.2	<10	<10	1.1
Benzene	<1	<1	<1	<1	<1	<1	<1	<1	<1	<10	<10	<1
Carbon tetrachloride	<2	<2	<2	<2	<2	<2	<2	<2	<2	<20	<20	<2
cis-1,2-Dichloroethene	<2	<2	<2	<2	<2	<2	<2	2.1	17	250	260	2.9
Methyltert-butylether	10	5.2	<2	<2	<2	<2	<2	2.2	3.2	<20	<20	<2
Tetrachloroethene	280	44	86	15	6.6	91	9.8	6700	9700	590	680	500
Toluene	<2	<2	<2	<2	<2	<2	<2	<2	<2	<20	<20	<2
Trichloroethene	66	120	6.6	<2	3.4	180	3.2	160	130	21	29	37
Trichlorofluoromethane	<2	<2	<2	<2	<2	<2	<2	11	9.8	<20	<20	<2
Vinyl chloride	<2	<2	<2	<2	<2	<2	<2	<2	<2	<20	<20	<2
o-Xylene	<2	<2	<2	<2	<2	<2	<2	<2	<2	<20	<20	<2
CONSTITUENT (mg/l)												
Chloride	170	150	5.9	1.4	3.2	57	3.4	110	120	200	240	110
COD	<50	55	<50	<50	<50	<50	<50	<50	78	91	66	<50

Notes:
ug/L = microgram per liter
mg/L = milligram per liter
< = compound was not detected.
Value indicated is the method reporting limit.
J = estimated result value.
COD = chemical oxygen demand

LEGEND

- MW-101S MONITORING WELL
- ⊙ SB-2 SOIL BORING
- ⊙ SB-1 SOIL BORING CONVERTED TO FUTURE INJECTION WELL

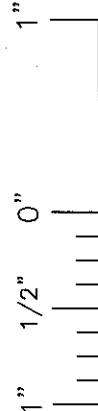
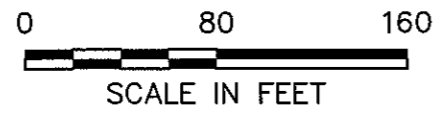


NOTES:

1. EXISTING MONITORING WELLS GZA-5 AND GZA-6 ARE SHOWN AS COMPLIANCE MONITORING WELLS CW-4 AND CW-5, RESPECTIVELY.
2. MONITORING WELL MW-112 IS ALSO SERVING AS COMPLIANCE WELL CW-3.

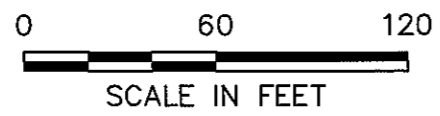
DATE 5/25/06
 DWN J.O'D.
 APP _____
 REV _____
 PROJECT NO. 101960

FIGURE 1
 TEXTRON PROVIDENCE
 333 ADELAIDE AVENUE
 PROVIDENCE, RHODE ISLAND
SITE PLAN



File: N:\dwg\Gorham\antgf-10.dwg Layout: SP User: James.O'Donnell Jun 01, 2006 - 10:40am

File: N:\dwg\Gorham\antgfr-10.dwg Layout: GWC User: James.O'Donnell Jun 06, 2006 - 12:00pm



DATE 5/25/06
 DWN J.O'D.
 APP _____
 REV _____
 PROJECT NO. 101960

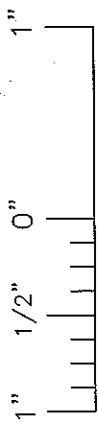
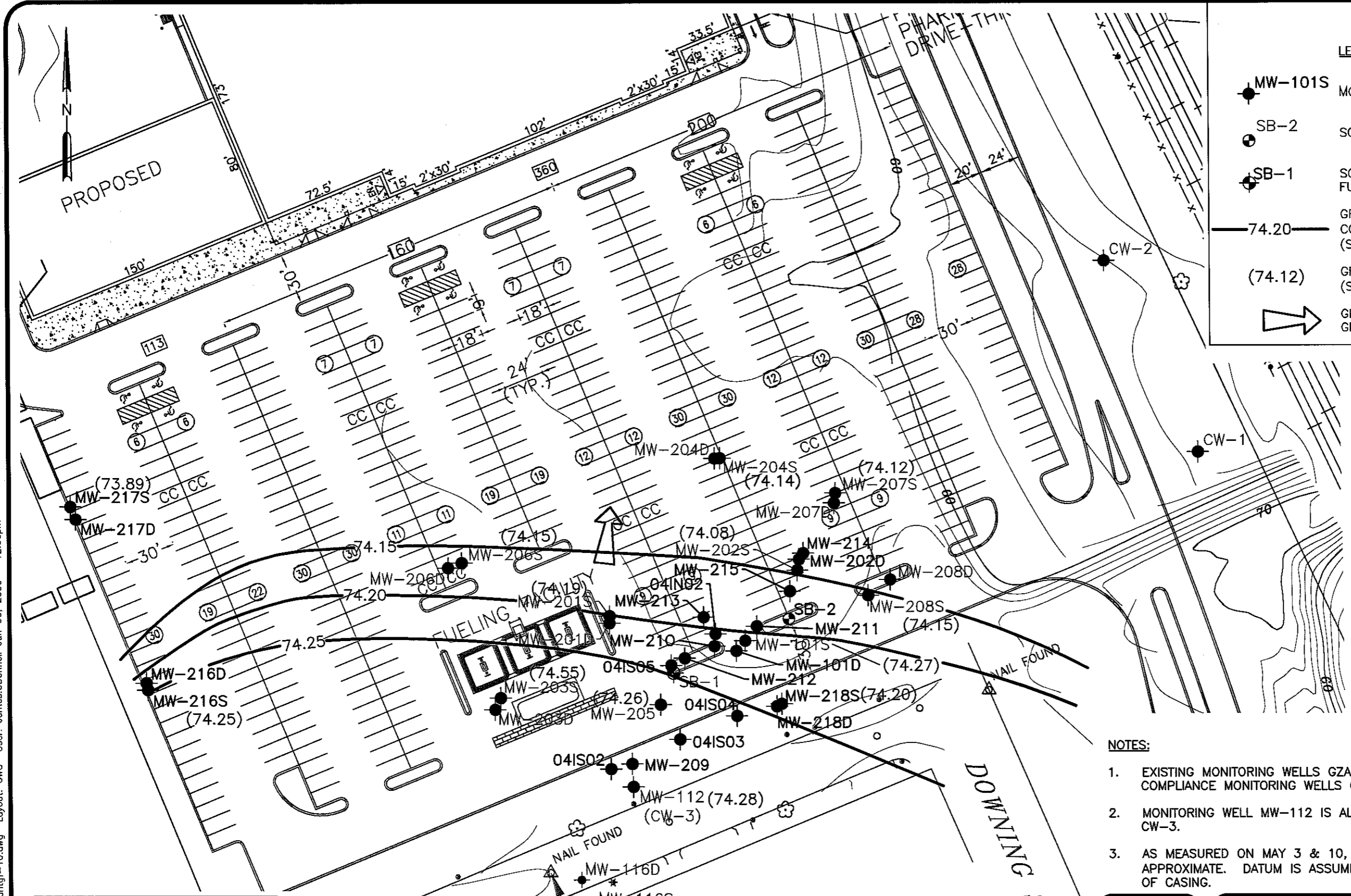
FIGURE 2
 TEXTRON PROVIDENCE
 333 ADELAIDE AVENUE
 PROVIDENCE, RHODE ISLAND
 GROUNDWATER CONTOUR MAP
 (MAY 2006)

LEGEND

- MW-101S MONITORING WELL
- SB-2 SOIL BORING
- SB-1 SOIL BORING CONVERTED TO FUTURE INJECTION WELL
- 74.20 GROUNDWATER CONTOUR, CONTOUR INTERVAL IS 0.05' (SEE NOTE 3)
- (74.12) GROUNDWATER ELEVATION (SEE NOTE 3)
- GENERAL DIRECTION OF GROUNDWATER FLOW

NOTES:

1. EXISTING MONITORING WELLS GZA-5 AND GZA-6 ARE SHOWN AS COMPLIANCE MONITORING WELLS CW-4 AND CW-5, RESPECTIVELY.
2. MONITORING WELL MW-112 IS ALSO SERVING AS COMPLIANCE WELL CW-3.
3. AS MEASURED ON MAY 3 & 10, 2006, GROUNDWATER ELEVATION APPROXIMATE. DATUM IS ASSUMED TO BE 98.90' AT MW-101 TOP OF CASING.



APPENDIX A



Drilling Log

Monitoring Well **MW-210**

Page: 1 of 2

Project Former Gorham Manufacturing Facility Owner Textron, Inc.
 Location 333 Adelaide Avenue, Providence, RI Proj. No. 101960
 Surface Elev. NA Total Hole Depth 63.0 ft. North _____ East _____
 Top of Casing NA Water Level Initial NA Static NA Diameter _____
 Screen: Dia 1.32 in. Length 10 ft. Type/Size Verticle Slots/2 in. x 0.015 in.
 Casing: Dia 1.32 in. Length 40 ft. Type Steel
 Fill Material Native Rig/Core Vibra Drill
 Drill Co. TDS/Pine & Swallow Method Air Knife/Vibratory Drill
 Driller Mike Conlin Log By J. Danieli Date 4/6/06 Permit # NA
 Checked By _____ License No. _____

COMMENTS

ND = Not detected

Soil samples collected at 30-31', 43-46' and 47-49' below surface grade were sent to laboratory for analyses of volatile organic compounds (VOC).

Depth (ft.)	Well Completion	PID (ppm)	Sample ID % Recovery	Blow Count Recovery	Graphic Log	USCS Class.	Description (Color, Texture, Structure) Geologic Descriptions are Based on the USCS.
0							Air Knife (0-5')
5		29.1	S1 50%			SW	Brown, dry, coarse to medium SAND, pieces of glass, over light brown medium sand (fill)
10		4.6	S2 100%			SP	Light brown, dry, medium SAND, poorly graded
15		12.9	S3 100%			SP SW	Light brown, dry, medium SAND, poorly graded, over coarse to medium sand, trace fine sand and gravel, well graded
20		5.4	S4 100%			SW	Light brown to light grey, dry, medium SAND, trace coarse sand and fine sand, well graded
25		6.7	S5 100%			SW	Brown, dry, coarse to fine SAND, well graded over gray, medium to fine sand, trace coarse sand, black staining noted
27						SW SP ML	Brown, dry, coarse to fine SAND, trace gravel, well graded (23-25')
28							Grey, medium to fine SAND, poorly graded (25-26.5')
29							Grey, moist to wet, SILT, low plasticity, compact, black staining (26.5-27')
30		7800	S7 90%			ML	Grey to olive grey, wet, sandy SILT, low plasticity, intermittent layers of medium sand (black staining, no odor) (Note: DNAPL detected with Oil Screen Soil (Sudan IV) Screening Kit at 27-31')
35		442	S8 90%			SP	Grey, wet, medium to fine SAND, poorly graded, 0.3' thick layer, orange, medium sand
40		101	S9 50%			SP	Grey to dark brown, wet, medium SAND, poorly sorted, dark layer, stained red and black, trace coarse sand and silt lens over dark layer
40		1596					

SHAW COMMERCIAL Rev: 6/12/02 TEXTRON PROVIDENCE.GPJ IT CORP.GDT 6/1/06

Continued Next Page



Drilling Log

Monitoring Well **MW-210**

Page: 2 of 2

Project Former Gorham Manufacturing Facility Owner Textron, Inc.
 Location 333 Adelaide Avenue, Providence, RI Proj. No. 101960

Depth (ft.)	Well Completion	PID (ppm)	Sample ID % Recovery	Blow Count Recovery	Graphic Log	USCS Class.	Description (Color, Texture, Structure) Geologic Descriptions are Based on the USCS.
40		1596	S10 50%			ML SP	<i>Continued</i> Grey, wet, dense, SILT, high plasticity, trace clay, over grey silt, low plasticity and fine sand
45		3500	S11 100%			SM	Grey, wet, fine, silty SAND, poorly graded, silt layer at 46', strong solvent odor (Note: DNAPL detected with Oil Screen Soil (Sudan IV) Screening Kit at 43-47'.)
50		5780	S12 50%			SW	Grey, wet, fine SAND, some coarse sand and trace gravel
55		1209	S13 90%			ML	Dark grey, wet, dense, compact, sandy SILT to SILT, moderate plasticity
55		59.4	S14 50%			ML	Grey, wet, dense, compact, SILT, with some clay
60		121	S15 90%			ML	Grey, wet, dense, compact, SILT
65							End of exploration at 63 feet below surface grade (refusal). Well set at 52 feet below surface grade. Sump installed in bottom of well from 50-52 feet below surface grade.
70							
75							
80							
85							
90							

SHAW COMMERCIAL Rev: 6/12/02 TEXTRON PROVIDENCE.GPJ IT_CORP.GDT 6/1/06



Drilling Log

Monitoring Well **MW-211**

Page: 1 of 2

Project Former Gorham Manufacturing Facility Owner Textron, Inc.
 Location 333 Adelaide Avenue, Providence, RI Proj. No. 101960
 Surface Elev. NA Total Hole Depth 51.0 ft. North _____ East _____
 Top of Casing NA Water Level Initial NA Static NA Diameter _____
 Screen: Dia 1.32 in. Length 10 ft. Type/Size Verticle Slots/2 in. x 0.015 in.
 Casing: Dia 1.32 in. Length 35 ft. Type Steel
 Fill Material Native Rig/Core Vibra Drill
 Drill Co. TDS/Pine & Swallow Method Air Knife/Vibratory Drill
 Driller Mike Conlin Log By K. Cote Date 4/10/06 Permit # NA
 Checked By _____ License No. _____

COMMENTS
 ND = Not detected
 Soil sample collected at 36 and 45 feet below surface grade were sent to laboratory for analyses of volatile organic compounds (VOC).

SHAW COMMERCIAL Rev. 6/12/02, TEXTRON PROVIDENCE.GPJ, IT, CORP. GDT 5/25/06

Depth (ft.)	Well Completion	PID (ppm)	Sample ID % Recovery	Blow Count Recovery	Graphic Log	USCS Class.	Description (Color, Texture, Structure) Geologic Descriptions are Based on the USCS.
0							Air Knife (0-5')
5			S-1 100%			GM	Brown, dry, coarse to medium SAND, trace fine gravel, 3" lense of green silt at 6', 3" lense of black silt at 7'
10		6.0	S-2 80%			SW	Tan, dry, coarse to medium SAND
15		1.5	S-3 90%			SW	Tan, dry, coarse to medium SAND
20		0.9	S-4 90%			SW	Tan, dry, coarse to medium SAND
25		2.3	S-5 5%			GW SP GP	Grey, dry, coarse SAND and fine GRAVEL, gravel is rounded Brown/grey, coarse SAND and GRAVEL, little medium subangular gravel
30		2.4	S-6 90%			GP	Black/brown, wet, coarse to medium SAND and fine GRAVEL, trace silt
35		42.4	S-7 70%			SM	Brown, fine SAND, some silt Grey fine SAND, some silt
40		394	S-8 70%			SM	Grey/black, medium to fine SAND, trace fine gravel
		582	S-9 50%			OL SM SP	Grey, fine SAND and SILT Dark grey SILT, trace clay Grey, fine SAND and SILT Brown, coarse SAND and GRAVEL

Continued Next Page



Drilling Log

Monitoring Well **MW-211**

Page: 2 of 2

Project Former Gorham Manufacturing Facility Owner Textron, Inc.
 Location 333 Adelaide Avenue, Providence, RI Proj. No. 101960

Depth (ft.)	Well Completion	PID (ppm)	Sample ID % Recovery	Blow Count Recovery	Graphic Log	USCS Class.	Description (Color, Texture, Structure) Geologic Descriptions are Based on the USCS.
40		228				OL	<i>Continued</i> Dark grey SILT, trace clay
45		347	S-10 40%			SM	Grey, fine SAND, some silt
50		2.8	S-11 30%			ML	Brown, dense, SILT
55		0.2	S-12 100%			ML	Black, dense, SILT, some medium gravel, tight, glacial till
60							End of exploration at 51 feet below surface grade (refusal). Well set at 47 feet below surface grade. Sump installed in bottom of well from 45-47 feet below surface grade.
65							
70							
75							
80							
85							
90							

SHAW COMMERCIAL Rev: 6/12/02 TEXTRON PROVIDENCE.GPJ IT CORP.GDT 5/25/06



Drilling Log

Monitoring Well **MW-212**

Page: 1 of 2

Project Former Gorham Manufacturing Facility Owner Textron, Inc.
 Location 333 Adelaide Avenue, Providence, RI Proj. No. 101960
 Surface Elev. NA Total Hole Depth 56.0 ft. North _____ East _____
 Top of Casing NA Water Level Initial NA Static NA Diameter _____
 Screen: Dia 1.32 in. Length 10 ft. Type/Size Verticle Slots/2 in. x 0.015 in.
 Casing: Dia 1.32 in. Length 39 ft. Type Steel
 Fill Material Native Rig/Core Vibra Drill
 Drill Co. TDS/Pine & Swallow Method Hand Auger/Vibratory Drill
 Driller Mike Conlin Log By J. Danielei Date 4/12/06 Permit # NA
 Checked By _____ License No. _____

COMMENTS

ND = Not detected
 Soil sample collected at 32' and 38' below surface grade sent to laboratory for analyses of volatile organic compounds (VOC).

Depth (ft.)	Well Completion	PID (ppm)	Sample ID % Recovery	Blow Count Recovery	Graphic Log	USCS Class.	Description (Color, Texture, Structure) Geologic Descriptions are Based on the USCS.
0							Hand Auger (0-5')
5		12.5	S-1 100%			SW	Dark brown, dry, medium to fine SAND, with coarse sand, gravel and pieces of brick, well graded (fill)
10		0.3	S-2 90%			SW	Tan, dry, medium to fine SAND, with coarse sand and gravel, well graded, pieces of brick, lense of dark brown sand at 10-11'
15		2.8	S-3 60%			SW	Same as above
20		3.4	S-4 100%			SW	Tan, dry, medium to fine SAND Dark brown, dry, medium to fine SAND, pieces of brick and glass
25		40.2	S-5 30%			SP ML	Brown, moist, fine SAND with SILT, poorly graded, brown to olive, sandy silt, low plasticity
30		33.2	S-6 80%			SP	Dark brown, wet, loose, medium to fine SAND, poorly graded
35		89.7	S-7 50%			SP	Dark brown, loose, medium to fine SAND, poorly graded, dark brown to orange brown layer of coarse sand (0.2' thick), fine sand layer (0.1' thick)
40		83.9	S-8 60%			SP	Dark brown, wet, fine SAND to medium to fine sand, poorly graded, some silt
40		140	S-9 50%			SP ML	Dark grey to grey, wet, medium to fine SAND, to fine sand, poorly graded

SHAW, COMMERCIAL Rev: 6/12/02 TEXTRON PROVIDENCE.GPJ IT_CORP.GDT 5/25/06

Continued Next Page



Drilling Log

Monitoring Well **MW-212**

Page: 2 of 2

Project Former Gorham Manufacturing Facility Owner Textron, Inc.
 Location 333 Adelaide Avenue, Providence, RI Proj. No. 101960

Depth (ft.)	Well Completion	PID (ppm)	Sample ID % Recovery	Blow Count Recovery	Graphic Log	USCS Class.	Description (Color, Texture, Structure) Geologic Descriptions are Based on the USCS.
40		140				ML	<i>Continued</i> Dark grey, moist, SILT, low plasticity
45		0.1	S-10 5%			SW	Dark grey, wet, coarse to medium SAND, some fine sand and gravel, pieces of cobble/rock, well graded
50		ND	S-11 50%			SP	Dark grey, medium to fine SAND, layers of silty sand, some coarse sand and gravel, poorly graded
55		ND	S-12 60%			SM ML	Dark grey, wet, fine, SILTY SAND Dense SILT, moderate plasticity
55		ND	S-13 15%			ML	Sandy SILT, low plasticity Dark grey, dense/compact, wet, SILT, moderate plasticity
60							End of exploration at 56 feet below surface grade (refusal). Well set at 49 feet below surface grade. Sump installed at 49-51 feet below surface grade.
65							
70							
75							
80							
85							
90							

SHAW COMMERCIAL Rev. 6/12/02, TEXTRON PROVIDENCE.GPJ IT_CORP.GDT 5/25/06



Drilling Log

Monitoring Well **MW-213**

Page: 1 of 2

Project Former Gorham Manufacturing Facility Owner Textron, Inc.
 Location 333 Adelaide Avenue, Providence, RI Proj. No. 101960
 Surface Elev. NA Total Hole Depth 52.3 ft. North _____ East _____
 Top of Casing NA Water Level Initial NA Static NA Diameter _____
 Screen: Dia 1.32 in. Length 10 ft. Type/Size Verticle Slots/2 in. x 0.015 in.
 Casing: Dia 1.32 in. Length 35 ft. Type Steel
 Fill Material Native Rig/Core Vibra Drill
 Drill Co. TDS/Pine & Swallow Method Air Knife/Vibratory Drill
 Driller Mike Conlin Log By K. Cote Date 4/10/06 Permit # NA
 Checked By _____ License No. _____

COMMENTS
 ND = Not detected
 Soil sample collected at 38 feet below surface grade were sent to laboratory for analyses of volatile organic compounds (VOC).

Depth (ft.)	Well Completion	PID (ppm)	Sample ID % Recovery	Blow Count Recovery	Graphic Log	USCS Class.	Description (Color, Texture, Structure) Geologic Descriptions are Based on the USCS.
0							Air Knife (0-5')
5		10.3	S1 40%			Fill	Dry, fill material, coarse sand, gravel, brick, wood chips, dark brown-red brick
10		4.7	S2 20%			Fill	Same as above
15		0.9	S3 55%			SW	Light brown, dry, coarse to medium SAND, some gravel (fill)
20		3.0	S4 95%			SW	Light brown to dark brown, dry, coarse to medium SAND, well graded, some gravel
25		14.7	S5 90%			SW	Dark brown, dry, coarse to medium SAND, well graded, gravel, fine sand in nose of sampler
30		4.9	S6 50%			SP	Dark brown, wet, coarse to medium SAND, well graded (1.0' thick) over brown, wet, slightly dense, fine, silty SAND, poorly graded
35		21.5	S7 50%			SM	Brown and grey, wet, silty SAND, layers of coarse to medium sand, poorly graded
38		28	S8 40%			SP	Dark grey, loose, SAND, medium sand with fine sand, poorly graded, layer of brown coarse sand (0.2' thick)
39		593	S9 40%			SP	Dark grey, medium SAND, some fine sand, poorly graded

SHAW COMMERCIAL Rev. 6/12/02 TEXTRON PROVIDENCE.GPJ IT CORP.GDT 5/25/06

Continued Next Page



Drilling Log

Monitoring Well **MW-213**

Page: 2 of 2

Project Former Gorham Manufacturing Facility Owner Textron, Inc.
 Location 333 Adelaide Avenue, Providence, RI Proj. No. 101960

Depth (ft.)	Well Completion	PID (ppm)	Sample ID % Recovery	Blow Count Recovery	Graphic Log	USCS Class.	Description (Color, Texture, Structure) Geologic Descriptions are Based on the USCS.
<i>Continued</i>							
40		593	S9 40%			SP ML	Dark grey, wet, fine SAND, layer of orange-brown to grey coarse sand, over silty fine sand with layers of compact silt
45		0.3	S10 40%			ML	Grey, dense, SILT, some black staining, over grey, wet, medium to fine sand (sand layer)
50		0.8	S11 30%			ML	Moist, compact, SILT, with fine sand, trace gravel and coarse sand
50		0.7	S12 40%			ML	Same as above
55	End of exploration at 52.25 feet below surface grade (refusal). Well set at 45 feet below surface grade. Sump installed in bottom of well from 45-47 feet below surface grade.						
60							
65							
70							
75							
80							
85							
90							

SHAW COMMERCIAL Rev: 6/12/02 TEXTRON PROVIDENCE.GPJ IT_CORP.GDT 5/25/06



Drilling Log

Monitoring Well **MW-214**

Page: 1 of 2

Project Former Gorham Manufacturing Facility Owner Textron, Inc.
 Location 333 Adelaide Avenue, Providence, RI Proj. No. 101960
 Surface Elev. NA Total Hole Depth 64.5 ft. North _____ East _____
 Top of Casing NA Water Level Initial NA Static NA Diameter _____
 Screen: Dia 1.32 in. Length 10 ft. Type/Size Verticle Slots/2 in. x 0.015 in.
 Casing: Dia 1.32 in. Length 50 ft. Type Steel
 Fill Material Native Rig/Core Vibra Drill
 Drill Co. TDS/Pine & Swallow Method Air Knife/Vibratory Drill
 Driller Mike Conlin Log By K. Cote Date 4/11/06 Permit # NA
 Checked By _____ License No. _____

COMMENTS
 ND = Not detected
 Soil sample collected at 28' and 48' below surface grade sent to laboratory for analyses of volatile organic compounds (VOC).

Depth (ft.)	Well Completion	PID (ppm)	Sample ID % Recovery	Blow Count Recovery	Graphic Log	USCS Class.	Description (Color, Texture, Structure) Geologic Descriptions are Based on the USCS.
0							Air Knife (0-5')
5			S-1 60%			Fill	Brown, organic, medium SAND, 1' of brick material, some wood material (fill)
10			S-2 60%			Fill	Same as above
15			S-3 80%			SW GW	Tan, dry, coarse SAND and fine GRAVEL, trace medium to fine sand
20			S-4 90%			SW	Orange/brown, dry, medium to fine SAND, little fine gravel, trace silt, well graded
25			S-5			SW	Same as above
30			S-6 40%			SW	Tan, wet, coarse to medium SAND, some fine gravel,
35			S-7 50%			SW	Same as above
40			S-8 70%			SW	Tan, wet, medium SAND, little fine sand
			S-9 40%			SW	Same as above
							Blackish grey, medium SAND, little fine sand

SHAW COMMERCIAL Rev. 6/12/02 TEXTRON PROVIDENCE.GPJ IT CORP.GDT 5/25/06

Continued Next Page



Drilling Log

Monitoring Well **MW-214**

Page: 2 of 2

Project Former Gorham Manufacturing Facility Owner Textron, Inc.
 Location 333 Adelaide Avenue, Providence, RI Proj. No. 101960

Depth (ft.)	Well Completion	PID (ppm)	Sample ID % Recovery	Blow Count Recovery	Graphic Log	USCS Class.	Description (Color, Texture, Structure) Geologic Descriptions are Based on the USCS.
40		174				SW	<i>Continued</i>
45		149	S-10 30%			SW	Same as above
50		142	S-11 20%			SW	Same as above
55		35.8	S-12 40%			SM	Black, coarse to medium SAND, little silt
60		76.8	S-13 20%			SM	Black, medium SAND, some silt, litte fine sand
65		29.7	S-14 10%			SM ML	Black, medium dense, medium SAND and SILT, medium to fine gravel, glacial till
70		18.7	S-15 10%			OH	Brown, dense, SILT, little clay, trace fine sand
75							End of exploration at 64.5 feet below surface grade (refusal). Well set at 60 feet below surface grade. Sump installed at 60 - 62 feet below surface grade.
80							
85							
90							

SHAW COMMERCIAL Rev: 6/12/02 TEXTRON PROVIDENCE.GPJ IT CORP.GDT 5/25/06



Drilling Log

Monitoring Well **MW-215**

Page: 1 of 2

Project Former Gorham Manufacturing Facility Owner Textron, Inc.
 Location 333 Adelaide Avenue, Providence, RI Proj. No. 101960
 Surface Elev. NA Total Hole Depth 63.5 ft. North _____ East _____
 Top of Casing NA Water Level Initial NA Static NA Diameter _____
 Screen: Dia 1.32 in. Length 10 ft. Type/Size Verticle Slots/2 in. x 0.015 in.
 Casing: Dia 1.32 in. Length 44 ft. Type Steel
 Fill Material Native Rig/Core Vibra Drill
 Drill Co. TDS/Pine & Swallow Method Air Knife/Vibratory Drill
 Driller Mike Conlin Log By K. Cote Date 4/7/06 Permit # NA
 Checked By _____ License No. _____

COMMENTS
 ND = Not detected
 Soil sample collected at 40' and 54' below surface grade sent to laboratory for analyses of volatile organic compounds (VOC).

Depth (ft.)	Well Completion	PID (ppm)	Sample ID % Recovery	Blow Count Recovery	Graphic Log	USCS Class.	Description (Color, Texture, Structure) Geologic Descriptions are Based on the USCS.
0							Air Knife (0-5')
5		1.4	S-1 70%			SP	Brown, dry, medium SAND, some fine gravel
10		ND	S-2 80%			SW	Tan, dry, well sorted, medium SAND, little fine sand, little fine gravel
15		5.5	S-3 100%			SP	Brown, dry, medium SAND, some fine gravel, rounded gravel at 15', black silt 3" layer at 15.1'
20		7.9	S-4 100%			SW GW	Tan-brown, dry, coarse SAND and fine GRAVEL, well sorted
25		5.7	S-5 100%			SP GP	Tan-brown, dry, coarse SAND and fine GRAVEL
30		50.9	S-6 10%			SP GP	Orange-brown, wet, coarse SAND and fine GRAVEL, trace medium sand
35		280	S-7 50%			SW	Dark brown, wet, loose, coarse to medium SAND, with gravel, well graded
35		298	S-8 50%			SW GW	Black, wet, coarse SAND and fine GRAVEL
40		198	S-9 40%			SP GP	Brown-orange, wet, coarse SAND and fine GRAVEL

SHAW COMMERCIAL Rev. 6/12/02 TEXTRON PROVIDENCE.GPJ IT_CORP.GDI 5/25/06

Continued Next Page



Drilling Log

Monitoring Well **MW-215**

Page: 2 of 2

Project Former Gorham Manufacturing Facility Owner Textron, Inc.
 Location 333 Adelaide Avenue, Providence, RI Proj. No. 101960

Depth (ft.)	Well Completion	PID (ppm)	Sample ID % Recovery	Blow Count Recovery	Graphic Log	USCS Class.	Description (Color, Texture, Structure) Geologic Descriptions are Based on the USCS.
40		198				MH	<i>Continued</i> Grey, wet, fine SAND and SILT
		315	S-10 40%			MH	Grey, SILT, trace fine sand, trace clay
45						SM	Grey, fine SAND, little silt
		237	S-11 5%			SM	Grey, fine SAND, little silt, black specs in soil
50		1667	S-12 20%			SM	Grey, fine SAND, little silt, small black specs in soil
		531	S-13 60%			ML	Grey SILT, trace fine sand
		0.1	S-14 40%			CL	Black SILT, some clay and fine gravel, very stiff
60		ND	S-15			ML	Black-grey, SILT, trace fine sand, trace clay
						ML	Grey, medium to fine sand layer at approximately 60.5'
65							End of exploration at 63.5 feet below surface grade (refusal). Well set at 56 feet below surface grade. Sump installed in bottom of well from 54-56 feet below surface grade.
70							
75							
80							
85							
90							

SHAW COMMERCIAL Rev: 6/1/2002 TEXTRON PROVIDENCE GPJ IT CORP GDT 5/25/06



Drilling Log

Monitoring Well **MW-216D**

Page: 1 of 1

Project Former Gorham Manufacturing Facility Owner Textron, Inc.
 Location 333 Adelaide Avenue, Providence, RI Proj. No. 101960
 Surface Elev. NA Total Hole Depth 51.0 ft. North _____ East _____
 Top of Casing NA Water Level Initial ▽ 25.0 ft. Static ▽ 26.6 ft. Diameter _____
 Screen: Dia 2 in. Length 5 ft. Type/Size PVC/0.010 in.
 Casing: Dia 2 in. Length 35 ft. Type PVC/6" Steel Road Box
 Fill Material Native, bentonite, concrete Rig/Core Vactron/Diedrich D120
 Drill Co. TDS Method Air Knife/Hollow Stem Auger
 Driller Mike/Justin Log By J. Daniels Date 5/1/06 Permit # NA
 Checked By _____ License No. _____

COMMENTS
 ND = Not detected

Depth (ft.)	Well Completion	PID (ppm)	Sample ID % Recovery	Blow Count Recovery	Graphic Log	USCS Class.	Description (Color, Texture, Structure) Geologic Descriptions are Based on the USCS.
0							Air Knife (0-5' bgs.)
5		ND	60%	12		SW	Brown, dry, loose, medium to fine SAND, trace coarse sand and gravel (no odor, no staining)
10		9.2	25%	10		SW	Same as above
15		ND	60%	14		SW SP	Brown, dry, coarse SAND with gravel (0.8' thick) over Brown to light brown, laminated, loose, dry, fine SAND, poorly graded (no odor, no staining)
20		19.6	70%	17		SP	Light brown to grey, laminated, loose, dry, fine SAND, trace silt, poorly graded (no odor, no staining)
25		204	50%	18		SM SP	Grey to dark grey, moist to wet, loose, fine SAND, some silt, poorly graded Brown, loose, medium SAND, poorly graded (petroleum odor, black staining)
30		271	100%	13		SP	Dark grey, wet, medium SAND (1' thick) to orange brown, medium sand (petroleum odor, black staining)
35		218	100%	14		SM	Olive grey to grey, wet, fine, silty SAND, poorly graded, slightly compact (slight petroleum odor, no staining, sheen)
40		184	50%	15		SM ML	Grey, wet, fine, silty SAND (petroleum odor, sheen) Dark grey, wet dense, SILT (petroleum odor, no sheen)
45		34.6	75%	16		ML	Grey, wet, dense, compact, SILT (petroleum odor, no sheen)
50		16.4	100%	16		ML	Grey, wet, dense, compact, SILT (slight petroleum odor, no sheen)
55							End of exploration at 51 feet below surface grade (refusal). Well set at 40 feet below surface grade.

SHAW_COMMERCIAL Rev. 6/1/02 TEXTRON PROVIDENCE.GPJ IT CORP.GDT 5/25/06



Drilling Log

Monitoring Well **MW-216S**

Page: 1 of 1

Project Former Gorham Manufacturing Facility Owner Textron, Inc.
 Location 333 Adelaide Avenue, Providence, RI Proj. No. 101960
 Surface Elev. NA Total Hole Depth 30.0 ft. North _____ East _____
 Top of Casing NA Water Level Initial ▽ 25.0 ft. Static ▽ 25.4 ft. Diameter _____
 Screen: Dia 2 in. Length 10 ft. Type/Size PVC/0.010 in.
 Casing: Dia 2 in. Length 20 ft. Type PVC/6" Steel Road Box
 Fill Material Native, bentonite, concrete Rig/Core Vactron/Diedrich D120
 Drill Co. TDS Method Air Knife/Hollow Stem Auger
 Driller Mike/Justin Log By J. Danieli Date 5/1/06 Permit # NA
 Checked By _____ License No. _____

COMMENTS
 ND = Not detected

Depth (ft.)	Well Completion	PID (ppm)	Sample ID % Recovery	Blow Count Recovery	Graphic Log	USCS Class.	Description (Color, Texture, Structure) Geologic Descriptions are Based on the USCS.
0							Air Knife (0-5' bgs.)
5							See Drill Log for MW-216D for description.
10							
15							
20							
25							
30							End of exploration at 30 feet below surface grade. Well set at 30 feet below surface grade.
35							
40							
45							
50							

SHAW_COMMERCIAL Rev: 6/12/02 TEXTRON PROVIDENCE.GPJ IT CORP.GDT 5/25/06



Drilling Log

Monitoring Well **MW-217D**

Page: 1 of 2

Project Former Gorham Manufacturing Facility Owner Textron, Inc.
 Location 333 Adelaide Avenue, Providence, RI Proj. No. 101960
 Surface Elev. NA Total Hole Depth 53.0 ft. North _____ East _____
 Top of Casing NA Water Level Initial ▽ 24.0 ft. Static ▽ 24.9 ft. Diameter _____
 Screen: Dia 2 in. Length 10 ft. Type/Size PVC/0.010 in.
 Casing: Dia 2 in. Length 39 ft. Type PVC/6" Steel Road Box
 Fill Material Native, bentonite, concrete Rig/Core Vactron/Diedrich D120
 Drill Co. TDS Method Air Knife/Hollow Stem Auger
 Driller Mike/Justin Log By J. Danieli Date 5/2/06 Permit # NA
 Checked By _____ License No. _____

COMMENTS

ND = Not detected

Depth (ft.)	Well Completion	PID (ppm)	Sample ID % Recovery	Blow Count Recovery	Graphic Log	USCS Class.	Description (Color, Texture, Structure) Geologic Descriptions are Based on the USCS.
0							Air Knife (0-5' bgs.)
5		ND	75%	10-11		SP	Light brown, laminated, dry, loose, medium to fine SAND, some coarse sand, poorly graded (no odor, no staining)
10		ND	85%	6-8		SP	Light grey, dry, loose, medium to fine SAND, some coarse sand, poorly graded (no odor, no staining)
15		1.5	80%	11		SP	Light grey to light brown, dry, loose, fine SAND, poorly graded, layers of medium sand (no odor, no staining)
20		ND	80%	7-10-11		SP	Light grey, dry, loose, fine SAND, poorly graded (no odor, no staining)
25		5.0	70%	6-8		SM	Brown to dark grey, wet, loose, fine, silty SAND, poorly graded, layers of grey sandy silt (slight petroleum odor, no staining)
30		29.6	100%	6-8		SM SP	Dark grey, wet, loose, silty SAND (petroleum odor, sheen, no staining) Loose, medium to fine SAND, poorly graded (petroleum odor, no sheen, no staining)
35		27.9	100%	7-14-15-20		SP	Dark grey, wet, loose, medium to fine SAND, poorly graded (petroleum odor, sheen, no staining) Dark grey, wet, loose, medium SAND, poorly graded (petroleum odor, no sheen, no staining)

SHAW_COMMERCIAL Rev: 6/1/2002_TEXTRON PROVIDENCE.GPJ IT_CORP.GDT 5/25/06

Continued Next Page



Drilling Log

Monitoring Well **MW-217D**

Page: 2 of 2

Project Former Gorham Manufacturing Facility Owner Textron, Inc.
 Location 333 Adelaide Avenue, Providence, RI Proj. No. 101960

Depth (ft.)	Well Completion	PID (ppm)	Sample ID % Recovery	Blow Count Recovery	Graphic Log	USCS Class.	Description (Color, Texture, Structure) Geologic Descriptions are Based on the USCS.
<i>Continued</i>							
40		14.0	100%	14 22 18 30		SP	Olive grey to dark grey, wet, loose, medium SAND, poorly graded (slight petroleum odor, no sheen, no staining)
45		22.6	100%	13 24 30 24		SM	Dark grey, wet, loose, medium silty SAND, poorly graded (slight petroleum odor, no sheen, no staining)
50		ND	100%	8 12 20 20		ML	Grey, wet, loose, sandy SILT Grey, wet, dense, SILT, moderate plasticity (slight petroleum odor, no sheen, no staining)
		ND	75%	15 30 40		ML	Grey, wet, dense, SILT, moderate plasticity, layer of medium sand
55							End of exploration at 53 feet below surface grade. Well set at 49 feet below surface grade.
60							
65							
70							
75							
80							
85							

SHAW_COMMERCIAL Rev. 8/12/02, TEXTRON PROVIDENCE.GPJ IT_CORP.GDT 5/25/06



Drilling Log

Monitoring Well **MW-217S**

Page: 1 of 1

Project Former Gorham Manufacturing Facility Owner Textron, Inc.
 Location 333 Adelaide Avenue, Providence, RI Proj. No. 101960
 Surface Elev. NA Total Hole Depth 30.0 ft. North _____ East _____
 Top of Casing NA Water Level Initial ▽ 24.0 ft. Static ▽ 25.4 ft. Diameter _____
 Screen: Dia 2 in. Length 10 ft. Type/Size PVC/0.010 in.
 Casing: Dia 2 in. Length 20 ft. Type PVC/6" Steel Road Box
 Fill Material Native, bentonite, concrete Rig/Core Vactron/Diedrich D120
 Drill Co. TDS Method Air Knife/Hollow Stem Auger
 Driller Mike/Justin Log By J. Danieli Date 5/2/06 Permit # NA
 Checked By _____ License No. _____

COMMENTS

ND = Not detected

Depth (ft.)	Well Completion	PID (ppm)	Sample ID % Recovery	Blow Count Recovery	Graphic Log	USCS Class.	Description (Color, Texture, Structure) Geologic Descriptions are Based on the USCS.
0							Air Knife (0-5' bgs.)
5							See Drill Log for MW-217D for description.
10							
15							
20							
25							
30							End of exploration at 30 feet below surface grade. Well set at 30 feet below surface grade.
35							
40							
45							
50							

SHAW_COMMERCIAL Rev: 8/12/02 TEXTRON PROVIDENCE.GPJ IT CORP.GDT 5/25/06



Drilling Log

Monitoring Well **MW-218D**

Page: 1 of 2

Project Former Gorham Manufacturing Facility Owner Textron, Inc.
 Location 333 Adelaide Avenue, Providence, RI Proj. No. 101960
 Surface Elev. NA Total Hole Depth 58.0 ft. North _____ East _____
 Top of Casing NA Water Level Initial ▽ 25.5 ft. Static ▽ 25.5 ft. Diameter _____
 Screen: Dia 2 in. Length 10 ft. Type/Size PVC/0.010 in.
 Casing: Dia 2 in. Length 42 ft. Type PVC/6" Steel Road Box
 Fill Material Native, bentonite, concrete Rig/Core Vactron/Diedrich D120
 Drill Co. TDS Method Air Knife/Hollow Stem Auger
 Driller Mike/Justin Log By J. Danieli Date 5/3/06 Permit # NA
 Checked By _____ License No. _____

COMMENTS
 ND = Not detected

Depth (ft.)	Well Completion	PID (ppm)	Sample ID % Recovery	Blow Count Recovery	Graphic Log	USCS Class.	Description (Color, Texture, Structure) Geologic Descriptions are Based on the USCS.
0							Air Knife (0-5' bgs.)
2							
4		7.2	45%	2		SM	Dark brown, moist, silty SAND, with roots
6				1		SP	Light brown, dry, loose, fine SAND, trace coarse sand, poorly graded (no odor, no sheen, no staining)
8							
10		0.2	70%	2		SP	Light brown, dry, loose, fine SAND
10				3		SM	Dark brown, silty SAND
10				4		SP	Brown, dry, loose, medium SAND (no sheen, no odor, no staining)
12							
14		4.2	75%	8		SM	Fine, silty SAND, trace gravel, slightly compact
14				12		SW	Light brown, dry, loose, coarse to fine SAND (no sheen, no odor, no staining)
14				14		SW	
16							
18							
20		0.1	75%	9		SW	Light brown, dry, loose, medium to fine SAND, trace coarse sand and gravel (no odor, no sheen, no staining)
20				10		SW	
20				12		SW	
20				14		SW	
22							
24		2.3	90%	6		SW	Light brown, dry, loose, medium to fine SAND
24				5		SW	Moist to wet, loose, coarse to medium SAND, some gravel
24				4		SW	
26							
28							
30		0.5	70%	12		SW	Brown, wet, loose, coarse to medium SAND and subangular GRAVEL (no odor, no sheen, no staining)
30				6		SW	
30				21		SW	
30				24		SW	
32							

SHAW COMMERCIAL Rev. 6/12/02, TEXTRON PROVIDENCE.GPJ IT CORP.GDT 5/25/06

Continued Next Page



Drilling Log

Monitoring Well **MW-218D**

Page: 2 of 2

Project Former Gorham Manufacturing Facility Owner Textron, Inc.
 Location 333 Adelaide Avenue, Providence, RI Proj. No. 101960

Depth (ft.)	Well Completion	PID (ppm)	Sample ID % Recovery	Blow Count Recovery	Graphic Log	USCS Class.	Description (Color, Texture, Structure) Geologic Descriptions are Based on the USCS.
<i>Continued</i>							
34		ND	100%	6 10		SP	Dark brown, wet, loose, medium to fine SAND, layers of silty sand, poorly graded (no odor, no sheen, no staining)
36							
38							
40		13.5	100%	9 10 12 24		SP	Dark brown to dark grey, wet, loose, medium to fine SAND, trace silt, layers of silty sand (no odor, no sheen, no staining)
42							
44		19.5	75%	6 15 20 24		SW	Brown, wet, loose, coarse SAND, some gravel (no odor, no sheen, no staining)
46						ML	Dark grey, wet, moderately dense, SILT, low plasticity, some gravel (no odor, no sheen, no staining)
48							
50		11.5	100%	9 14 16 17		SP	Brown, wet, loose, medium SAND
52						SM	Dark grey, wet, slightly compact, silty SAND (no odor, no sheen, no staining)
54		32.0	80%	10 17		ML	Dark grey, wet, moderately dense, sandy SILT, low plasticity
56		ND	80%	10 15 18		ML	Dark grey, wet, dense, SILT, moderate plasticity (no odor, no sheen, no staining)
58				8 10 11		ML	Dark grey, wet, dense SILT, moderate plasticity (no odor, no sheen, no staining)
60							End of exploration at 58 feet below surface grade. Well set at 52 feet below surface grade.
62							
64							
66							
68							
70							
72							
74							
76							

SHAW COMMERCIAL Rev. 6/12/02 TEXTRON PROVIDENCE.GPJ IT CORP.GDT 5/25/06



Drilling Log

Monitoring Well **MW-218S**

Page: 1 of 1

Project Former Gorham Manufacturing Facility Owner Textron, Inc.
 Location 333 Adelaide Avenue, Providence, RI Proj. No. 101960
 Surface Elev. NA Total Hole Depth 30.0 ft. North _____ East _____
 Top of Casing NA Water Level Initial ▽ 25.5 ft. Static ▽ 25.5 ft. Diameter _____
 Screen: Dia 2 in. Length 10 ft. Type/Size PVC/0.010 in.
 Casing: Dia 2 in. Length 20 ft. Type PVC/6" Steel Road Box
 Fill Material Native, bentonite, concrete Rig/Core Vactron/Diedrich D120
 Drill Co. TDS Method Air Knife/Hollow Stem Auger
 Driller Mike/Justin Log By J. Danieli Date 5/3/06 Permit # NA
 Checked By _____ License No. _____

COMMENTS

ND = Not detected

Depth (ft.)	Well Completion	PID (ppm)	Sample ID % Recovery	Blow Count Recovery	Graphic Log	USCS Class.	Description (Color, Texture, Structure) Geologic Descriptions are Based on the USCS.
0							Air Knife (0-5' bgs.)
5							See Drill Log for MW-218D for description.
10							
15							
20							
25							
30							End of exploration at 30 feet below surface grade. Well set at 30 feet below surface grade.
35							
40							
45							
50							

SHAW_COMMERCIAL Rev. 8/12/02 TEXTRON PROVIDENCE.GPJ IT_CORP.GDT 5/25/06

APPENDIX B

ANALYTICAL REPORT


Job Number: 360-2627-1

Job Description: 101960

For:

Shaw Environmental & Infrastructure, Inc
11 Northeastern Boulevard
Salem, NH 07079-1953

Attention: Edward Van Doren



Jamie Wickham
Technology Manager
jwickham@stl-inc.com
04/27/2006

Project Manager: Becky Mason

The test results in this report meet all NELAC requirements for accredited parameters. Any exceptions to NELAC requirements are noted in this report. Pursuant to NELAC, this report may not be reproduced except in full, and with written approval from the laboratory. STL Westfield Certifications and Approvals: MADEP MA014, RIDOH57, CTDPH 0494, VT DECWSD, NH DES 253903-A, NELAP FL E87912 TOX, NELAP NJ MA008 TOX, NELAP NY 10843, NY DOH 10843.

Severn Trent Laboratories, Inc.

STL Westfield Westfield Executive Park 53 Southampton Road,
Westfield, MA 01085

Tel (413) 572-4000 Fax (413) 572-3707 www.stl-inc.com Page 1 of 30



METHOD SUMMARY

Client: Shaw Environmental & Infrastructure, Inc

Job Number: 360-2627-1

Description	Lab Location	Method	Preparation Method
Matrix: Solid			
Volatile Organic Compounds by GC/MS	STL-WES	SW846 8260B	
Purge-and-Trap for Aqueous Samples/High	STL-WES		SW846 5030B
Percent Moisture	STL-WES	EPA PercentMoisture	

LAB REFERENCES:

STL-WES = STL-Westfield

METHOD REFERENCES:

EPA - US Environmental Protection Agency

SW846 - "Test Methods For Evaluating Solid Waste, Physical/Chemical Methods", Third Edition, November 1986
And Its Updates.

METHOD / ANALYST SUMMARY

Client: Shaw Environmental & Infrastructure, Inc

Job Number: 360-2627-1

Method	Analyst	Analyst ID
SW846 8260B	Cao, Xingluan	XC
EPA PercentMoisture	Lobudek, John J	JJL

SAMPLE SUMMARY

Client: Shaw Environmental & Infrastructure, Inc

Job Number: 360-2627-1

Lab Sample ID	Client Sample ID	Client Matrix	Date/Time Sampled	Date/Time Received
360-2627-1	SB-210 (30-31')	Solid	04/06/2006 1119	04/10/2006 1720
360-2627-2	SB-210 (43-46')	Solid	04/06/2006 1330	04/10/2006 1720
360-2627-3	SB-210 (47-49')	Solid	04/06/2006 1405	04/10/2006 1720
360-2627-4	SB-215 (40')	Solid	04/07/2006 1120	04/10/2006 1720
360-2627-5	SB-215 (54')	Solid	04/07/2006 1310	04/10/2006 1720

SAMPLE RESULTS

Edward Van Doren
 Shaw Environmental & Infrastructure, Inc
 11 Northeastern Boulevard
 Salem, NH 07079-1953

Job Number: 360-2627-1

Client Sample ID: SB-210 (30-31')

Lab Sample ID: 360-2627-1

Date Sampled: 04/06/2006 1119
 Date Received: 04/10/2006 1720
 Percent Solids: 80

Analyte	Result/Qualifier	Unit	MDL	RL	Dilution
Method: 8260B	Date Prepared:		Date Analyzed: 04/18/2006 1709		
Chloromethane	ND	ug/Kg	530000	3100000	10000
Vinyl chloride	ND	ug/Kg	800000	3100000	10000
Bromomethane	ND *	ug/Kg	400000	3100000	10000
Chloroethane	ND *	ug/Kg	760000	3100000	10000
Trichlorofluoromethane	ND	ug/Kg	630000	1600000	10000
1,1-Dichloroethene	ND	ug/Kg	590000	1600000	10000
Acetone	ND *	ug/Kg	29000000	160000000	10000
Methylene Chloride	ND	ug/Kg	930000	3100000	10000
trans-1,2-Dichloroethene	ND	ug/Kg	540000	1600000	10000
Methyl tert-butyl ether	ND	ug/Kg	450000	1600000	10000
1,1-Dichloroethane	ND	ug/Kg	580000	1600000	10000
cis-1,2-Dichloroethene	ND	ug/Kg	750000	1600000	10000
Methyl Ethyl Ketone	ND *	ug/Kg	4900000	13000000	10000
Chlorobromomethane	ND	ug/Kg	280000	1600000	10000
Chloroform	ND	ug/Kg	280000	1600000	10000
1,1,1-Trichloroethane	ND	ug/Kg	630000	1600000	10000
1,1-Dichloropropene	ND	ug/Kg	640000	1600000	10000
Carbon tetrachloride	ND	ug/Kg	600000	1600000	10000
Benzene	ND	ug/Kg	410000	1600000	10000
1,2-Dichloroethane	ND	ug/Kg	250000	1600000	10000
Trichloroethene	ND	ug/Kg	680000	1600000	10000
1,2-Dichloropropane	ND	ug/Kg	300000	1600000	10000
Dibromomethane	ND	ug/Kg	290000	1600000	10000
Dichlorobromomethane	ND	ug/Kg	210000	1600000	10000
cis-1,3-Dichloropropene	ND	ug/Kg	400000	1600000	10000
methyl isobutyl ketone	ND	ug/Kg	3000000	13000000	10000
Toluene	ND	ug/Kg	310000	1600000	10000
trans-1,3-Dichloropropene	ND	ug/Kg	440000	1600000	10000
1,1,2-Trichloroethane	ND	ug/Kg	190000	1600000	10000
Tetrachloroethene	77000000	ug/Kg	830000	1600000	10000
1,3-Dichloropropane	ND	ug/Kg	340000	1600000	10000
2-Hexanone	ND	ug/Kg	3100000	13000000	10000
Chlorodibromomethane	ND	ug/Kg	340000	1600000	10000
Ethylene Dibromide	ND	ug/Kg	250000	1600000	10000
Chlorobenzene	ND	ug/Kg	390000	1600000	10000
1,1,1,2-Tetrachloroethane	ND	ug/Kg	460000	1600000	10000
Ethylbenzene	ND	ug/Kg	550000	1600000	10000
m-Xylene & p-Xylene	ND	ug/Kg	880000	1600000	10000
o-Xylene	ND	ug/Kg	440000	1600000	10000
Styrene	ND	ug/Kg	290000	1600000	10000
Bromoform	ND	ug/Kg	390000	1600000	10000
Isopropylbenzene	ND	ug/Kg	590000	1600000	10000
Bromobenzene	ND	ug/Kg	310000	1600000	10000

Edward Van Doren
 Shaw Environmental & Infrastructure, Inc
 11 Northeastern Boulevard
 Salem, NH 07079-1953

Job Number: 360-2627-1

Client Sample ID: SB-210 (30-31')

Lab Sample ID: 360-2627-1

Date Sampled: 04/06/2006 1119

Date Received: 04/10/2006 1720

Percent Solids: 80

Analyte	Result/Qualifier	Unit	MDL	RL	Dilution
Method: 8260B	Date Prepared:		Date Analyzed: 04/18/2006 1709		
1,1,2,2-Tetrachloroethane	ND	ug/Kg	540000	1600000	10000
1,2,3-Trichloropropane	ND	ug/Kg	850000	1600000	10000
N-Propylbenzene	ND	ug/Kg	540000	1600000	10000
2-Chlorotoluene	ND	ug/Kg	450000	1600000	10000
1,3,5-Trimethylbenzene	ND	ug/Kg	410000	1600000	10000
4-Chlorotoluene	ND	ug/Kg	340000	1600000	10000
tert-Butylbenzene	ND	ug/Kg	460000	1600000	10000
1,2,4-Trimethylbenzene	ND	ug/Kg	260000	1600000	10000
sec-Butylbenzene	ND	ug/Kg	510000	1600000	10000
1,3-Dichlorobenzene	ND	ug/Kg	160000	1600000	10000
4-Isopropyltoluene	ND	ug/Kg	490000	1600000	10000
1,4-Dichlorobenzene	ND	ug/Kg	290000	1600000	10000
n-Butylbenzene	ND	ug/Kg	630000	1600000	10000
1,2-Dichlorobenzene	ND	ug/Kg	280000	1600000	10000
1,2-Dibromo-3-Chloropropane	ND	ug/Kg	680000	1600000	10000
1,2,4-Trichlorobenzene	ND	ug/Kg	450000	1600000	10000
Hexachlorobutadiene	ND	ug/Kg	660000	1600000	10000
Naphthalene	ND	ug/Kg	600000	16000000	10000
1,2,3-Trichlorobenzene	ND	ug/Kg	580000	1600000	10000
2,2-Dichloropropane	ND	ug/Kg	800000	1600000	10000
Surrogate			Acceptance Limits		
1,2-Dichloroethane-d4	91	%	70 - 130		
4-Bromofluorobenzene	99	%	70 - 130		
Dibromofluoromethane	96	%	70 - 130		
Toluene-d8	98	%	70 - 130		

Edward Van Doren
Shaw Environmental & Infrastructure, Inc
11 Northeastern Boulevard
Salem, NH 07079-1953

Job Number: 360-2627-1

Client Sample ID: SB-210 (30-31')

Lab Sample ID: 360-2627-1

Date Sampled: 04/06/2006 1119
Date Received: 04/10/2006 1720

Analyte	Result/Qualifier	Unit	NONE	RL	Dilution
Method: PercentMoisture	Date Prepared:		Date Analyzed: 04/14/2006	1644	
Percent Moisture	20	%			1.0

Edward Van Doren
 Shaw Environmental & Infrastructure, Inc
 11 Northeastern Boulevard
 Salem, NH 07079-1953

Job Number: 360-2627-1

Client Sample ID: SB-210 (43-46')

Lab Sample ID: 360-2627-2

Date Sampled: 04/06/2006 1330
 Date Received: 04/10/2006 1720
 Percent Solids: 87

Analyte	Result/Qualifier	Unit	MDL	RL	Dilution
Method: 8260B	Date Prepared:		Date Analyzed: 04/18/2006	1625	
Chloromethane	ND	ug/Kg	24000	140000	500
Vinyl chloride	ND	ug/Kg	37000	140000	500
Bromomethane	ND *	ug/Kg	18000	140000	500
Chloroethane	ND *	ug/Kg	35000	140000	500
Trichlorofluoromethane	ND	ug/Kg	29000	72000	500
1,1-Dichloroethene	ND	ug/Kg	27000	72000	500
Acetone	ND *	ug/Kg	1300000	7200000	500
Methylene Chloride	ND	ug/Kg	43000	140000	500
trans-1,2-Dichloroethene	ND	ug/Kg	25000	72000	500
Methyl tert-butyl ether	ND	ug/Kg	21000	72000	500
1,1-Dichloroethane	ND	ug/Kg	26000	72000	500
cis-1,2-Dichloroethene	ND	ug/Kg	35000	72000	500
Methyl Ethyl Ketone	ND *	ug/Kg	230000	580000	500
Chlorobromomethane	ND	ug/Kg	13000	72000	500
Chloroform	ND	ug/Kg	13000	72000	500
1,1,1-Trichloroethane	ND	ug/Kg	29000	72000	500
1,1-Dichloropropene	ND	ug/Kg	29000	72000	500
Carbon tetrachloride	ND	ug/Kg	28000	72000	500
Benzene	ND	ug/Kg	19000	72000	500
1,2-Dichloroethane	ND	ug/Kg	12000	72000	500
Trichloroethene	ND	ug/Kg	31000	72000	500
1,2-Dichloropropane	ND	ug/Kg	14000	72000	500
Dibromomethane	ND	ug/Kg	13000	72000	500
Dichlorobromomethane	ND	ug/Kg	9800	72000	500
cis-1,3-Dichloropropene	ND	ug/Kg	18000	72000	500
methyl isobutyl ketone	ND	ug/Kg	140000	580000	500
Toluene	ND	ug/Kg	14000	72000	500
trans-1,3-Dichloropropene	ND	ug/Kg	20000	72000	500
1,1,2-Trichloroethane	ND	ug/Kg	8600	72000	500
Tetrachloroethene	4400000	ug/Kg	38000	72000	500
1,3-Dichloropropane	ND	ug/Kg	16000	72000	500
2-Hexanone	ND	ug/Kg	140000	580000	500
Chlorodibromomethane	ND	ug/Kg	16000	72000	500
Ethylene Dibromide	ND	ug/Kg	12000	72000	500
Chlorobenzene	ND	ug/Kg	18000	72000	500
1,1,1,2-Tetrachloroethane	ND	ug/Kg	21000	72000	500
Ethylbenzene	ND	ug/Kg	25000	72000	500
m-Xylene & p-Xylene	ND	ug/Kg	40000	72000	500
o-Xylene	ND	ug/Kg	20000	72000	500
Styrene	ND	ug/Kg	13000	72000	500
Bromoform	ND	ug/Kg	18000	72000	500
Isopropylbenzene	ND	ug/Kg	27000	72000	500
Bromobenzene	ND	ug/Kg	14000	72000	500

Edward Van Doren
 Shaw Environmental & Infrastructure, Inc
 11 Northeastern Boulevard
 Salem, NH 07079-1953

Job Number: 360-2627-1

Client Sample ID: SB-210 (43-46')

Lab Sample ID: 360-2627-2

Date Sampled: 04/06/2006 1330
 Date Received: 04/10/2006 1720
 Percent Solids: 87

Analyte	Result/Qualifier	Unit	MDL	RL	Dilution
Method: 8260B		Date Prepared:	Date Analyzed: 04/18/2006 1625		
1,1,2,2-Tetrachloroethane	ND	ug/Kg	25000	72000	500
1,2,3-Trichloropropane	ND	ug/Kg	39000	72000	500
N-Propylbenzene	ND	ug/Kg	25000	72000	500
2-Chlorotoluene	ND	ug/Kg	21000	72000	500
1,3,5-Trimethylbenzene	ND	ug/Kg	19000	72000	500
4-Chlorotoluene	ND	ug/Kg	16000	72000	500
tert-Butylbenzene	ND	ug/Kg	21000	72000	500
1,2,4-Trimethylbenzene	ND	ug/Kg	12000	72000	500
sec-Butylbenzene	ND	ug/Kg	24000	72000	500
1,3-Dichlorobenzene	ND	ug/Kg	7500	72000	500
4-Isopropyltoluene	ND	ug/Kg	22000	72000	500
1,4-Dichlorobenzene	ND	ug/Kg	13000	72000	500
n-Butylbenzene	ND	ug/Kg	29000	72000	500
1,2-Dichlorobenzene	ND	ug/Kg	13000	72000	500
1,2-Dibromo-3-Chloropropane	ND	ug/Kg	31000	72000	500
1,2,4-Trichlorobenzene	ND	ug/Kg	21000	72000	500
Hexachlorobutadiene	ND	ug/Kg	31000	72000	500
Naphthalene	ND	ug/Kg	28000	720000	500
1,2,3-Trichlorobenzene	ND	ug/Kg	26000	72000	500
2,2-Dichloropropane	ND	ug/Kg	37000	72000	500
Surrogate			Acceptance Limits		
1,2-Dichloroethane-d4	93	%	70 - 130		
4-Bromofluorobenzene	99	%	70 - 130		
Dibromofluoromethane	98	%	70 - 130		
Toluene-d8	98	%	70 - 130		

Edward Van Doren
Shaw Environmental & Infrastructure, Inc
11 Northeastern Boulevard
Salem, NH 07079-1953

Job Number: 360-2627-1

Client Sample ID: SB-210 (43-46')

Lab Sample ID: 360-2627-2

Date Sampled: 04/06/2006 1330

Date Received: 04/10/2006 1720

Analyte	Result/Qualifier	Unit	NONE	RL	Dilution
Method: PercentMoisture	Date Prepared:		Date Analyzed: 04/14/2006	1644	
Percent Moisture	13	%			1.0

Edward Van Doren
 Shaw Environmental & Infrastructure, Inc
 11 Northeastern Boulevard
 Salem, NH 07079-1953

Job Number: 360-2627-1

Client Sample ID: SB-210 (47-49')

Lab Sample ID: 360-2627-3

Date Sampled: 04/06/2006 1405
 Date Received: 04/10/2006 1720
 Percent Solids: 91

Analyte	Result/Qualifier	Unit	MDL	RL	Dilution
Method: 8260B	Date Prepared:		Date Analyzed: 04/18/2006	1530	
Chloromethane	ND	ug/Kg	46	280	1.0
Vinyl chloride	ND	ug/Kg	70	280	1.0
Bromomethane	ND *	ug/Kg	35	280	1.0
Chloroethane	ND *	ug/Kg	67	280	1.0
Trichlorofluoromethane	ND	ug/Kg	55	140	1.0
1,1-Dichloroethene	230	ug/Kg	52	140	1.0
Acetone	ND *	ug/Kg	2600	14000	1.0
Methylene Chloride	ND	ug/Kg	81	280	1.0
trans-1,2-Dichloroethene	ND	ug/Kg	47	140	1.0
Methyl tert-butyl ether	ND	ug/Kg	40	140	1.0
1,1-Dichloroethane	ND	ug/Kg	51	140	1.0
cis-1,2-Dichloroethene	ND	ug/Kg	66	140	1.0
Methyl Ethyl Ketone	ND *	ug/Kg	430	1100	1.0
Chlorobromomethane	ND	ug/Kg	24	140	1.0
Chloroform	ND	ug/Kg	24	140	1.0
1,1,1-Trichloroethane	ND	ug/Kg	55	140	1.0
1,1-Dichloropropene	ND	ug/Kg	56	140	1.0
Carbon tetrachloride	ND	ug/Kg	53	140	1.0
Benzene	ND	ug/Kg	36	140	1.0
1,2-Dichloroethane	ND	ug/Kg	22	140	1.0
Trichloroethene	620	ug/Kg	59	140	1.0
1,2-Dichloropropane	ND	ug/Kg	26	140	1.0
Dibromomethane	ND	ug/Kg	25	140	1.0
Dichlorobromomethane	ND	ug/Kg	19	140	1.0
cis-1,3-Dichloropropene	ND	ug/Kg	35	140	1.0
methyl isobutyl ketone	ND	ug/Kg	270	1100	1.0
Toluene	ND	ug/Kg	28	140	1.0
trans-1,3-Dichloropropene	ND	ug/Kg	39	140	1.0
1,1,2-Trichloroethane	240	ug/Kg	17	140	1.0
Tetrachloroethene	4000	ug/Kg	73	140	1.0
1,3-Dichloropropane	ND	ug/Kg	30	140	1.0
2-Hexanone	ND	ug/Kg	270	1100	1.0
Chlorodibromomethane	ND	ug/Kg	30	140	1.0
Ethylene Dibromide	ND	ug/Kg	22	140	1.0
Chlorobenzene	ND	ug/Kg	34	140	1.0
1,1,1,2-Tetrachloroethane	ND	ug/Kg	41	140	1.0
Ethylbenzene	ND	ug/Kg	48	140	1.0
m-Xylene & p-Xylene	ND	ug/Kg	77	140	1.0
o-Xylene	ND	ug/Kg	39	140	1.0
Styrene	ND	ug/Kg	25	140	1.0
Bromoform	ND	ug/Kg	34	140	1.0
Isopropylbenzene	ND	ug/Kg	52	140	1.0
Bromobenzene	ND	ug/Kg	28	140	1.0

Edward Van Doren
 Shaw Environmental & Infrastructure, Inc
 11 Northeastern Boulevard
 Salem, NH 07079-1953

Job Number: 360-2627-1

Client Sample ID: SB-210 (47-49')

Lab Sample ID: 360-2627-3

Date Sampled: 04/06/2006 1405
 Date Received: 04/10/2006 1720
 Percent Solids: 91

Analyte	Result/Qualifier	Unit	MDL	RL	Dilution
Method: 8260B	Date Prepared:		Date Analyzed: 04/18/2006 1530		
1,1,2,2-Tetrachloroethane	ND	ug/Kg	47	140	1.0
1,2,3-Trichloropropane	ND	ug/Kg	75	140	1.0
N-Propylbenzene	ND	ug/Kg	47	140	1.0
2-Chlorotoluene	ND	ug/Kg	40	140	1.0
1,3,5-Trimethylbenzene	ND	ug/Kg	36	140	1.0
4-Chlorotoluene	ND	ug/Kg	30	140	1.0
tert-Butylbenzene	ND	ug/Kg	41	140	1.0
1,2,4-Trimethylbenzene	ND	ug/Kg	23	140	1.0
sec-Butylbenzene	ND	ug/Kg	45	140	1.0
1,3-Dichlorobenzene	ND	ug/Kg	14	140	1.0
4-Isopropyltoluene	ND	ug/Kg	43	140	1.0
1,4-Dichlorobenzene	ND	ug/Kg	25	140	1.0
n-Butylbenzene	ND	ug/Kg	55	140	1.0
1,2-Dichlorobenzene	ND	ug/Kg	24	140	1.0
1,2-Dibromo-3-Chloropropane	ND	ug/Kg	59	140	1.0
1,2,4-Trichlorobenzene	ND	ug/Kg	40	140	1.0
Hexachlorobutadiene	ND	ug/Kg	58	140	1.0
Naphthalene	ND	ug/Kg	53	1400	1.0
1,2,3-Trichlorobenzene	ND	ug/Kg	51	140	1.0
2,2-Dichloropropane	ND	ug/Kg	70	140	1.0
Surrogate			Acceptance Limits		
1,2-Dichloroethane-d4	88	%	70 - 130		
4-Bromofluorobenzene	99	%	70 - 130		
Dibromofluoromethane	94	%	70 - 130		
Toluene-d8	97	%	70 - 130		

Edward Van Doren
Shaw Environmental & Infrastructure, Inc
11 Northeastern Boulevard
Salem, NH 07079-1953

Job Number: 360-2627-1

Client Sample ID: SB-210 (47-49')

Lab Sample ID: 360-2627-3

Date Sampled: 04/06/2006 1405
Date Received: 04/10/2006 1720

Analyte	Result/Qualifier	Unit	NONE	RL	Dilution
Method: PercentMoisture	Date Prepared:		Date Analyzed: 04/14/2006 1644		
Percent Moisture	9.2	%			1.0

Edward Van Doren
 Shaw Environmental & Infrastructure, Inc
 11 Northeastern Boulevard
 Salem, NH 07079-1953

Job Number: 360-2627-1

Client Sample ID: SB-215 (40')

Lab Sample ID: 360-2627-4

Date Sampled: 04/07/2006 1120
 Date Received: 04/10/2006 1720
 Percent Solids: 90

Analyte	Result/Qualifier	Unit	MDL	RL	Dilution
Method: 8260B	Date Prepared:		Date Analyzed: 04/18/2006 1557		
Chloromethane	ND	ug/Kg	47	280	1.0
Vinyl chloride	ND	ug/Kg	71	280	1.0
Bromomethane	ND *	ug/Kg	36	280	1.0
Chloroethane	ND *	ug/Kg	68	280	1.0
Trichlorofluoromethane	ND	ug/Kg	56	140	1.0
1,1-Dichloroethene	ND	ug/Kg	52	140	1.0
Acetone	ND *	ug/Kg	2600	14000	1.0
Methylene Chloride	ND	ug/Kg	82	280	1.0
trans-1,2-Dichloroethene	ND	ug/Kg	48	140	1.0
Methyl tert-butyl ether	ND	ug/Kg	40	140	1.0
1,1-Dichloroethane	ND	ug/Kg	51	140	1.0
cis-1,2-Dichloroethene	ND	ug/Kg	67	140	1.0
Methyl Ethyl Ketone	ND *	ug/Kg	440	1100	1.0
Chlorobromomethane	ND	ug/Kg	25	140	1.0
Chloroform	ND	ug/Kg	25	140	1.0
1,1,1-Trichloroethane	ND	ug/Kg	56	140	1.0
1,1-Dichloropropene	ND	ug/Kg	57	140	1.0
Carbon tetrachloride	ND	ug/Kg	54	140	1.0
Benzene	ND	ug/Kg	37	140	1.0
1,2-Dichloroethane	ND	ug/Kg	22	140	1.0
Trichloroethene	ND	ug/Kg	60	140	1.0
1,2-Dichloropropane	ND	ug/Kg	27	140	1.0
Dibromomethane	ND	ug/Kg	26	140	1.0
Dichlorobromomethane	ND	ug/Kg	19	140	1.0
cis-1,3-Dichloropropene	ND	ug/Kg	36	140	1.0
methyl isobutyl ketone	ND	ug/Kg	270	1100	1.0
Toluene	ND	ug/Kg	28	140	1.0
trans-1,3-Dichloropropene	ND	ug/Kg	39	140	1.0
1,1,2-Trichloroethane	ND	ug/Kg	17	140	1.0
Tetrachloroethene	3900	ug/Kg	74	140	1.0
1,3-Dichloropropane	ND	ug/Kg	30	140	1.0
2-Hexanone	ND	ug/Kg	280	1100	1.0
Chlorodibromomethane	ND	ug/Kg	30	140	1.0
Ethylene Dibromide	ND	ug/Kg	22	140	1.0
Chlorobenzene	ND	ug/Kg	35	140	1.0
1,1,1,2-Tetrachloroethane	ND	ug/Kg	41	140	1.0
Ethylbenzene	ND	ug/Kg	49	140	1.0
m-Xylene & p-Xylene	ND	ug/Kg	78	140	1.0
o-Xylene	ND	ug/Kg	39	140	1.0
Styrene	ND	ug/Kg	26	140	1.0
Bromoform	ND	ug/Kg	35	140	1.0
Isopropylbenzene	ND	ug/Kg	52	140	1.0
Bromobenzene	ND	ug/Kg	28	140	1.0

Edward Van Doren
 Shaw Environmental & Infrastructure, Inc
 11 Northeastern Boulevard
 Salem, NH 07079-1953

Job Number: 360-2627-1

Client Sample ID: SB-215 (40')

Lab Sample ID: 360-2627-4

Date Sampled: 04/07/2006 1120
 Date Received: 04/10/2006 1720
 Percent Solids: 90

Analyte	Result/Qualifier	Unit	MDL	RL	Dilution
Method: 8260B		Date Prepared:	Date Analyzed: 04/18/2006 1557		
1,1,2,2-Tetrachloroethane	ND	ug/Kg	48	140	1.0
1,2,3-Trichloropropane	ND	ug/Kg	76	140	1.0
N-Propylbenzene	ND	ug/Kg	48	140	1.0
2-Chlorotoluene	ND	ug/Kg	40	140	1.0
1,3,5-Trimethylbenzene	ND	ug/Kg	37	140	1.0
4-Chlorotoluene	ND	ug/Kg	30	140	1.0
tert-Butylbenzene	ND	ug/Kg	41	140	1.0
1,2,4-Trimethylbenzene	ND	ug/Kg	23	140	1.0
sec-Butylbenzene	ND	ug/Kg	46	140	1.0
1,3-Dichlorobenzene	ND	ug/Kg	14	140	1.0
4-Isopropyltoluene	ND	ug/Kg	43	140	1.0
1,4-Dichlorobenzene	ND	ug/Kg	26	140	1.0
n-Butylbenzene	ND	ug/Kg	56	140	1.0
1,2-Dichlorobenzene	ND	ug/Kg	25	140	1.0
1,2-Dibromo-3-Chloropropane	ND	ug/Kg	60	140	1.0
1,2,4-Trichlorobenzene	ND	ug/Kg	40	140	1.0
Hexachlorobutadiene	ND	ug/Kg	59	140	1.0
Naphthalene	ND	ug/Kg	54	1400	1.0
1,2,3-Trichlorobenzene	ND	ug/Kg	51	140	1.0
2,2-Dichloropropane	ND	ug/Kg	71	140	1.0
Surrogate			Acceptance Limits		
1,2-Dichloroethane-d4	87	%	70 - 130		
4-Bromofluorobenzene	97	%	70 - 130		
Dibromofluoromethane	93	%	70 - 130		
Toluene-d8	97	%	70 - 130		

Edward Van Doren
Shaw Environmental & Infrastructure, Inc
11 Northeastern Boulevard
Salem, NH 07079-1953

Job Number: 360-2627-1

Client Sample ID: SB-215 (40')

Lab Sample ID: 360-2627-4

Date Sampled: 04/07/2006 1120

Date Received: 04/10/2006 1720

Analyte	Result/Qualifier	Unit	NONE	RL	Dilution
Method: PercentMoisture	Date Prepared:		Date Analyzed: 04/14/2006 1644		
Percent Moisture	10	%			1.0

Edward Van Doren
 Shaw Environmental & Infrastructure, Inc
 11 Northeastern Boulevard
 Salem, NH 07079-1953

Job Number: 360-2627-1

Client Sample ID: SB-215 (54')

Lab Sample ID: 360-2627-5

Date Sampled: 04/07/2006 1310
 Date Received: 04/10/2006 1720
 Percent Solids: 87

Analyte	Result/Qualifier	Unit	MDL	RL	Dilution
Method: 8260B	Date Prepared:		Date Analyzed: 04/18/2006 1736		
Chloromethane	ND	ug/Kg	240	1400	5.0
Vinyl chloride	ND	ug/Kg	370	1400	5.0
Bromomethane	ND *	ug/Kg	180	1400	5.0
Chloroethane	ND *	ug/Kg	350	1400	5.0
Trichlorofluoromethane	ND	ug/Kg	290	720	5.0
1,1-Dichloroethene	ND	ug/Kg	270	720	5.0
Acetone	ND *	ug/Kg	13000	72000	5.0
Methylene Chloride	ND	ug/Kg	420	1400	5.0
trans-1,2-Dichloroethene	ND	ug/Kg	250	720	5.0
Methyl tert-butyl ether	ND	ug/Kg	210	720	5.0
1,1-Dichloroethane	ND	ug/Kg	260	720	5.0
cis-1,2-Dichloroethene	ND	ug/Kg	340	720	5.0
Methyl Ethyl Ketone	ND *	ug/Kg	2300	5700	5.0
Chlorobromomethane	ND	ug/Kg	130	720	5.0
Chloroform	ND	ug/Kg	130	720	5.0
1,1,1-Trichloroethane	ND	ug/Kg	290	720	5.0
1,1-Dichloropropene	ND	ug/Kg	290	720	5.0
Carbon tetrachloride	ND	ug/Kg	270	720	5.0
Benzene	ND	ug/Kg	190	720	5.0
1,2-Dichloroethane	ND	ug/Kg	110	720	5.0
Trichloroethene	ND	ug/Kg	310	720	5.0
1,2-Dichloropropane	ND	ug/Kg	140	720	5.0
Dibromomethane	ND	ug/Kg	130	720	5.0
Dichlorobromomethane	ND	ug/Kg	97	720	5.0
cis-1,3-Dichloropropene	ND	ug/Kg	180	720	5.0
methyl isobutyl ketone	ND	ug/Kg	1400	5700	5.0
Toluene	ND	ug/Kg	140	720	5.0
trans-1,3-Dichloropropene	ND	ug/Kg	200	720	5.0
1,1,2-Trichloroethane	ND	ug/Kg	86	720	5.0
Tetrachloroethene	48000	ug/Kg	380	720	5.0
1,3-Dichloropropane	ND	ug/Kg	150	720	5.0
2-Hexanone	ND	ug/Kg	1400	5700	5.0
Chlorodibromomethane	ND	ug/Kg	150	720	5.0
Ethylene Dibromide	ND	ug/Kg	110	720	5.0
Chlorobenzene	ND	ug/Kg	180	720	5.0
1,1,1,2-Tetrachloroethane	ND	ug/Kg	210	720	5.0
Ethylbenzene	ND	ug/Kg	250	720	5.0
m-Xylene & p-Xylene	ND	ug/Kg	400	720	5.0
o-Xylene	ND	ug/Kg	200	720	5.0
Styrene	ND	ug/Kg	130	720	5.0
Bromoform	ND	ug/Kg	180	720	5.0
Isopropylbenzene	ND	ug/Kg	270	720	5.0
Bromobenzene	ND	ug/Kg	140	720	5.0

Edward Van Doren
 Shaw Environmental & Infrastructure, Inc
 11 Northeastern Boulevard
 Salem, NH 07079-1953

Job Number: 360-2627-1

Client Sample ID: SB-215 (54')

Lab Sample ID: 360-2627-5

Date Sampled: 04/07/2006 1310
 Date Received: 04/10/2006 1720
 Percent Solids: 87

Analyte	Result/Qualifier	Unit	MDL	RL	Dilution
Method: 8260B	Date Prepared:		Date Analyzed: 04/18/2006 1736		
1,1,2,2-Tetrachloroethane	ND	ug/Kg	250	720	5.0
1,2,3-Trichloropropane	ND	ug/Kg	390	720	5.0
N-Propylbenzene	ND	ug/Kg	250	720	5.0
2-Chlorotoluene	ND	ug/Kg	210	720	5.0
1,3,5-Trimethylbenzene	ND	ug/Kg	190	720	5.0
4-Chlorotoluene	ND	ug/Kg	150	720	5.0
tert-Butylbenzene	ND	ug/Kg	210	720	5.0
1,2,4-Trimethylbenzene	ND	ug/Kg	120	720	5.0
sec-Butylbenzene	ND	ug/Kg	230	720	5.0
1,3-Dichlorobenzene	ND	ug/Kg	74	720	5.0
4-Isopropyltoluene	ND	ug/Kg	220	720	5.0
1,4-Dichlorobenzene	ND	ug/Kg	130	720	5.0
n-Butylbenzene	ND	ug/Kg	290	720	5.0
1,2-Dichlorobenzene	ND	ug/Kg	130	720	5.0
1,2-Dibromo-3-Chloropropane	ND	ug/Kg	310	720	5.0
1,2,4-Trichlorobenzene	ND	ug/Kg	210	720	5.0
Hexachlorobutadiene	ND	ug/Kg	300	720	5.0
Naphthalene	ND	ug/Kg	270	7200	5.0
1,2,3-Trichlorobenzene	ND	ug/Kg	260	720	5.0
2,2-Dichloropropane	ND	ug/Kg	370	720	5.0
Surrogate			Acceptance Limits		
1,2-Dichloroethane-d4	89	%	70 - 130		
4-Bromofluorobenzene	100	%	70 - 130		
Dibromofluoromethane	96	%	70 - 130		
Toluene-d8	99	%	70 - 130		

Edward Van Doren
Shaw Environmental & Infrastructure, Inc
11 Northeastern Boulevard
Salem, NH 07079-1953

Job Number: 360-2627-1

Client Sample ID: SB-215 (54')

Lab Sample ID: 360-2627-5

Date Sampled: 04/07/2006 1310

Date Received: 04/10/2006 1720

Analyte	Result/Qualifier	Unit	NONE	RL	Dilution
Method: PercentMoisture	Date Prepared:		Date Analyzed: 04/14/2006	1644	
Percent Moisture	13	%			1.0

DATA REPORTING QUALIFIERS

Client: Shaw Environmental & Infrastructure, Inc

Job Number: 360-2627-1

Lab Section	Qualifier	Description
GC/MS VOA	B	Compound was found in the blank and sample.
	*	LCS, LCSD, MS, MSD, MD, or Surrogate exceeds the control limits
	J	Result is less than the RL but greater than or equal to the MDL and the concentration is an approximate value.

QUALITY CONTROL RESULTS

Quality Control Results

Client: Shaw Environmental & Infrastructure, Inc

Job Number: 360-2627-1

QC Association Summary

Lab Sample ID	Client Sample ID	Client Matrix	Method	Prep Batch
GC/MS VOA				
Analysis Batch:360-5288				
LCS 360-5288/1	Lab Control Spike	Solid	8260B	
LCS 360-5288/2	Lab Control Spike Duplicate	Solid	8260B	
MB 360-5288/3	Method Blank	Solid	8260B	
360-2627-1	SB-210 (30-31')	Solid	8260B	
360-2627-2	SB-210 (43-46')	Solid	8260B	
360-2627-3	SB-210 (47-49')	Solid	8260B	
360-2627-4	SB-215 (40')	Solid	8260B	
360-2627-5	SB-215 (54')	Solid	8260B	
General Chemistry				
Analysis Batch:360-5159				
360-2627-1	SB-210 (30-31')	Solid	PercentMoisture	
360-2627-2	SB-210 (43-46')	Solid	PercentMoisture	
360-2627-3	SB-210 (47-49')	Solid	PercentMoisture	
360-2627-4	SB-215 (40')	Solid	PercentMoisture	
360-2627-5	SB-215 (54')	Solid	PercentMoisture	

Quality Control Results

Client: Shaw Environmental & Infrastructure, Inc

Job Number: 360-2627-1

Method Blank - Batch: 360-5288

Method: 8260B
Preparation: N/A

Lab Sample ID: MB 360-5288/3
Client Matrix: Solid
Dilution: 1.0
Date Analyzed: 04/18/2006 1150
Date Prepared: N/A

Analysis Batch: 360-5288
Prep Batch: N/A
Units: ug/Kg

Instrument ID: HP 5890/5972 GC/MS
Lab File ID: V33182.D
Initial Weight/Volume: 0.1 mL
Final Weight/Volume: 25 mL

Analyte	Result	Qual	MDL	RL
Chloromethane	ND		42	250
Vinyl chloride	ND		64	250
Bromomethane	ND		32	250
Chloroethane	ND		61	250
Trichlorofluoromethane	ND		50	130
1,1-Dichloroethene	ND		47	130
Acetone	ND		2300	13000
Methylene Chloride	ND		74	250
trans-1,2-Dichloroethene	ND		43	130
Methyl tert-butyl ether	ND		36	130
1,1-Dichloroethane	ND		46	130
cis-1,2-Dichloroethene	ND		60	130
Methyl Ethyl Ketone	ND		390	1000
Chlorobromomethane	ND		22	130
Chloroform	ND		22	130
1,1,1-Trichloroethane	ND		50	130
1,1-Dichloropropene	ND		51	130
Carbon tetrachloride	ND		48	130
Benzene	ND		33	130
1,2-Dichloroethane	ND		20	130
Trichloroethene	ND		54	130
1,2-Dichloropropane	ND		24	130
Dibromomethane	ND		23	130
Dichlorobromomethane	ND		17	130
cis-1,3-Dichloropropene	ND		32	130
methyl isobutyl ketone	ND		240	1000
Toluene	ND		25	130
trans-1,3-Dichloropropene	ND		35	130
1,1,2-Trichloroethane	ND		15	130
Tetrachloroethene	ND		66	130
1,3-Dichloropropane	ND		27	130
2-Hexanone	ND		250	1000
Chlorodibromomethane	ND		27	130
Ethylene Dibromide	ND		20	130
Chlorobenzene	ND		31	130
1,1,1,2-Tetrachloroethane	ND		37	130
Ethylbenzene	ND		44	130
m-Xylene & p-Xylene	ND		70	130
o-Xylene	ND		35	130
Styrene	ND		23	130
Bromoform	ND		31	130

Calculations are performed before rounding to avoid round-off errors in calculated results.

Quality Control Results

Client: Shaw Environmental & Infrastructure, Inc

Job Number: 360-2627-1

Method Blank - Batch: 360-5288

Method: 8260B
Preparation: N/A

Lab Sample ID: MB 360-5288/3
Client Matrix: Solid
Dilution: 1.0
Date Analyzed: 04/18/2006 1150
Date Prepared: N/A

Analysis Batch: 360-5288
Prep Batch: N/A
Units: ug/Kg

Instrument ID: HP 5890/5972 GC/MS
Lab File ID: V33182.D
Initial Weight/Volume: 0.1 mL
Final Weight/Volume: 25 mL

Analyte	Result	Qual	MDL	RL
Isopropylbenzene	ND		47	130
Bromobenzene	ND		25	130
1,1,2,2-Tetrachloroethane	ND		43	130
1,2,3-Trichloropropane	ND		68	130
N-Propylbenzene	ND		43	130
2-Chlorotoluene	ND		36	130
1,3,5-Trimethylbenzene	ND		33	130
4-Chlorotoluene	ND		27	130
tert-Butylbenzene	ND		37	130
1,2,4-Trimethylbenzene	ND		21	130
sec-Butylbenzene	ND		41	130
1,3-Dichlorobenzene	ND		13	130
4-Isopropyltoluene	ND		39	130
1,4-Dichlorobenzene	ND		23	130
n-Butylbenzene	ND		50	130
1,2-Dichlorobenzene	ND		22	130
1,2-Dibromo-3-Chloropropane	ND		54	130
1,2,4-Trichlorobenzene	37	J	36	130
Hexachlorobutadiene	ND		53	130
Naphthalene	ND		48	1300
1,2,3-Trichlorobenzene	ND		46	130
2,2-Dichloropropane	ND		64	130

Surrogate	% Rec	Acceptance Limits
1,2-Dichloroethane-d4	92	70 - 130
4-Bromofluorobenzene	100	70 - 130
Dibromofluoromethane	97	70 - 130
Toluene-d8	99	70 - 130

Calculations are performed before rounding to avoid round-off errors in calculated results.

Quality Control Results

Client: Shaw Environmental & Infrastructure, Inc

Job Number: 360-2627-1

**Laboratory Control/
Laboratory Control Duplicate Recovery Report - Batch: 360-5288**

**Method: 8260B
Preparation: N/A**

LCS Lab Sample ID: LCS 360-5288/1
Client Matrix: Solid
Dilution: 1.0
Date Analyzed: 04/18/2006 1028
Date Prepared: N/A

Analysis Batch: 360-5288
Prep Batch: N/A
Units: ug/Kg

Instrument ID: HP 5890/5972 GC/MS
Lab File ID: V33179.D
Initial Weight/Volume: 0.1 mL
Final Weight/Volume: 25 mL

LCSD Lab Sample ID: LCSD 360-5288/2
Client Matrix: Solid
Dilution: 1.0
Date Analyzed: 04/18/2006 1055
Date Prepared: N/A

Analysis Batch: 360-5288
Prep Batch: N/A
Units: ug/Kg

Instrument ID: HP 5890/5972 GC/MS
Lab File ID: V33180.D
Initial Weight/Volume: 0.1 mL
Final Weight/Volume: 25 mL

Analyte	% Rec.		Limit	RPD	RPD Limit	LCS Qual	LCSD Qual
	LCS	LCSD					
Chloromethane	103	103	70 - 130	1	25		
Vinyl chloride	98	99	70 - 130	0	25		
Bromomethane	69	70	70 - 130	2	25	*	
Chloroethane	21	20	70 - 130	6	25	*	*
Trichlorofluoromethane	80	70	70 - 130	12	25		
1,1-Dichloroethene	85	84	70 - 130	1	25		
Acetone	57	58	70 - 130	3	25	*	*
Methylene Chloride	83	82	70 - 130	1	25		
trans-1,2-Dichloroethene	79	78	70 - 130	2	25		
Methyl tert-butyl ether	75	75	70 - 130	0	25		
1,1-Dichloroethane	90	89	70 - 130	0	25		
cis-1,2-Dichloroethene	88	87	70 - 130	0	25		
Methyl Ethyl Ketone	67	71	70 - 130	5	25	*	
Chlorobromomethane	92	92	70 - 130	1	25		
Chloroform	84	83	70 - 130	1	25		
1,1,1-Trichloroethane	82	81	70 - 130	1	25		
1,1-Dichloropropene	86	82	70 - 130	5	25		
Carbon tetrachloride	86	83	70 - 130	5	25		
Benzene	91	86	70 - 130	5	25		
1,2-Dichloroethane	77	79	70 - 130	2	25		
Trichloroethene	91	85	70 - 130	7	25		
1,2-Dichloropropane	89	86	70 - 130	4	25		
Dibromomethane	84	86	70 - 130	2	25		
Dichlorobromomethane	79	78	70 - 130	1	25		
cis-1,3-Dichloropropene	85	84	70 - 130	2	25		
methyl isobutyl ketone	79	82	70 - 130	4	25		
Toluene	90	89	70 - 130	1	25		
trans-1,3-Dichloropropene	87	88	70 - 130	1	25		
1,1,2-Trichloroethane	90	90	70 - 130	1	25		
Tetrachloroethene	96	93	70 - 130	3	25		
1,3-Dichloropropane	90	90	70 - 130	0	25		
2-Hexanone	75	78	70 - 130	4	25		

Calculations are performed before rounding to avoid round-off errors in calculated results.

Quality Control Results

Client: Shaw Environmental & Infrastructure, Inc

Job Number: 360-2627-1

**Laboratory Control/
Laboratory Control Duplicate Recovery Report - Batch: 360-5288**

**Method: 8260B
Preparation: N/A**

LCS Lab Sample ID: LCS 360-5288/1
Client Matrix: Solid
Dilution: 1.0
Date Analyzed: 04/18/2006 1028
Date Prepared: N/A

Analysis Batch: 360-5288
Prep Batch: N/A
Units: ug/Kg

Instrument ID: HP 5890/5972 GC/MS
Lab File ID: V33179.D
Initial Weight/Volume: 0.1 mL
Final Weight/Volume: 25 mL

LCSD Lab Sample ID: LCSD 360-5288/2
Client Matrix: Solid
Dilution: 1.0
Date Analyzed: 04/18/2006 1055
Date Prepared: N/A

Analysis Batch: 360-5288
Prep Batch: N/A
Units: ug/Kg

Instrument ID: HP 5890/5972 GC/MS
Lab File ID: V33180.D
Initial Weight/Volume: 0.1 mL
Final Weight/Volume: 25 mL

Analyte	% Rec.		Limit	RPD	RPD Limit	LCS Qual	LCSD Qual
	LCS	LCSD					
Chlorodibromomethane	92	91	70 - 130	1	25		
Ethylene Dibromide	90	90	70 - 130	0	25		
Chlorobenzene	92	92	70 - 130	0	25		
1,1,1,2-Tetrachloroethane	92	91	70 - 130	2	25		
Ethylbenzene	93	92	70 - 130	1	25		
m-Xylene & p-Xylene	93	93	70 - 130	1	25		
o-Xylene	93	92	70 - 130	0	25		
Styrene	94	95	70 - 130	0	25		
Bromoform	97	98	70 - 130	1	25		
Isopropylbenzene	100	101	70 - 130	1	25		
Bromobenzene	96	93	70 - 130	3	25		
1,1,2,2-Tetrachloroethane	89	95	70 - 130	6	25		
1,2,3-Trichloropropane	92	93	70 - 130	1	25		
N-Propylbenzene	95	94	70 - 130	1	25		
2-Chlorotoluene	91	91	70 - 130	1	25		
1,3,5-Trimethylbenzene	93	93	70 - 130	0	25		
4-Chlorotoluene	94	93	70 - 130	1	25		
tert-Butylbenzene	96	95	70 - 130	2	25		
1,2,4-Trimethylbenzene	91	91	70 - 130	0	25		
sec-Butylbenzene	95	95	70 - 130	0	25		
1,3-Dichlorobenzene	93	92	70 - 130	2	25		
4-Isopropyltoluene	98	96	70 - 130	2	25		
1,4-Dichlorobenzene	91	93	70 - 130	2	25		
n-Butylbenzene	94	96	70 - 130	2	25		
1,2-Dichlorobenzene	92	94	70 - 130	2	25		
1,2-Dibromo-3-Chloropropane	81	85	70 - 130	6	25		
1,2,4-Trichlorobenzene	97	93	70 - 130	4	25	B	B
Hexachlorobutadiene	112	99	70 - 130	12	25		
Naphthalene	103	99	70 - 130	3	25		
1,2,3-Trichlorobenzene	106	100	70 - 130	6	25		
2,2-Dichloropropane	83	84	70 - 130	1	25		

Calculations are performed before rounding to avoid round-off errors in calculated results.

Quality Control Results

Client: Shaw Environmental & Infrastructure, Inc

Job Number: 360-2627-1

Surrogate	LCS % Rec	LCSD % Rec	Acceptance Limits
1,2-Dichloroethane-d4	96	99	70 - 130
4-Bromofluorobenzene	106	106	70 - 130
Dibromofluoromethane	100	101	70 - 130
Toluene-d8	106	107	70 - 130

Calculations are performed before rounding to avoid round-off errors in calculated results.


LOGIN SAMPLE RECEIPT CHECK LIST

Client: Shaw Environmental & Infrastructure, Inc

Job Number: 360-2627-1

Login Number: 2627

Question	T/F/NA	Comment
Radioactivity either was not measured or, if measured, is at or below background	NA	
The cooler's custody seal, if present, is intact.	NA	
The cooler or samples do not appear to have been compromised or tampered with.	True	
Samples were received on ice.	True	
Cooler Temperature is acceptable.	True	
Cooler Temperature is recorded.	True	
COC is present.	True	
COC is filled out in ink and legible.	True	
COC is filled out with all pertinent information.	True	
There are no discrepancies between the sample IDs on the containers and the COC.	True	
Samples are received within Holding Time.	True	
Sample containers have legible labels.	True	
Containers are not broken or leaking.	True	
Sample collection date/times are provided.	True	
Appropriate sample containers are used.	True	
Sample bottles are completely filled.	True	
There is sufficient vol. for all requested analyses, incl. any requested MS/MSDs	True	
VOA sample vials do not have headspace or bubble is <6mm (1/4") in diameter.	NA	
If necessary, staff have been informed of any short hold time or quick TAT needs	True	
Multiphasic samples are not present.	True	
Samples do not require splitting or compositing.	True	



ANALYTICAL REPORT

Job Number: 360-2783-1

Job Description: Textron Providence 101960

For:
Shaw Environmental & Infrastructure, Inc
11 Northeastern Boulevard
Salem, NH 07079-1953

Attention: Edward Van Doren

A rectangular box containing a handwritten signature in black ink. The signature appears to read "Jamie Wickham".

Jamie Wickham
Technology Manager
jwickham@stl-inc.com
04/28/2006

Project Manager: Becky Mason

The test results in this report meet all NELAC requirements for accredited parameters. Any exceptions to NELAC requirements are noted in this report. Pursuant to NELAC, this report may not be reproduced except in full, and with written approval from the laboratory. STL Westfield Certifications and Approvals: MADEP MA014, RIDOH57, CTDPH 0494, VT DECWSD, NH DES 253903-A, NELAP FL E87912 TOX, NELAP NJ MA008 TOX, NELAP NY 10843, NY DOH 10843.

Severn Trent Laboratories, Inc.

STL Westfield Westfield Executive Park 53 Southampton Road,
Westfield, MA 01085

Tel (413) 572-4000 Fax (413) 572-3707 www.stl-inc.com **Page 1 of 36**



METHOD SUMMARY

Client: Shaw Environmental & Infrastructure, Inc

Job Number: 360-2783-1

Description	Lab Location	Method	Preparation Method
Matrix: Solid			
Volatile Organic Compounds by GC/MS	STL-WES	SW846 8260B	
Purge-and-Trap for Aqueous Samples/High	STL-WES		SW846 5030B
Percent Moisture	STL-WES	EPA PercentMoisture	

LAB REFERENCES:

STL-WES = STL-Westfield

METHOD REFERENCES:

EPA - US Environmental Protection Agency

SW846 - "Test Methods For Evaluating Solid Waste, Physical/Chemical Methods", Third Edition, November 1986
And Its Updates.

METHOD / ANALYST SUMMARY

Client: Shaw Environmental & Infrastructure, Inc

Job Number: 360-2783-1

Method	Analyst	Analyst ID
SW846 8260B	Cao, Xingluan	XC
EPA PercentMoisture	Lobudek, John J	JJL

SAMPLE SUMMARY

Client: Shaw Environmental & Infrastructure, Inc

Job Number: 360-2783-1

<u>Lab Sample ID</u>	<u>Client Sample ID</u>	<u>Client Matrix</u>	<u>Date/Time Sampled</u>	<u>Date/Time Received</u>
360-2783-1	SB-211 (36')	Solid	04/10/2006 1120	04/17/2006 1820
360-2783-2	SB-211 (45')	Solid	04/10/2006 1210	04/17/2006 1820
360-2783-3	SB-214 (28')	Solid	04/11/2006 0850	04/17/2006 1820
360-2783-4	SB-214 (48')	Solid	04/11/2006 1130	04/17/2006 1820
360-2783-5	SB-212 (38')	Solid	04/12/2006 1138	04/17/2006 1820
360-2783-6	SB-212 (32')	Solid	04/12/2006 1058	04/17/2006 1820
360-2783-7	SB-213 (38')	Solid	04/13/2006 1000	04/17/2006 1820

SAMPLE RESULTS

Edward Van Doren
 Shaw Environmental & Infrastructure, Inc
 11 Northeastern Boulevard
 Salem, NH 07079-1953

Job Number: 360-2783-1

Client Sample ID: SB-211 (36')

Lab Sample ID: 360-2783-1

Date Sampled: 04/10/2006 1120
 Date Received: 04/17/2006 1820
 Percent Solids: 73

Analyte	Result/Qualifier	Unit	MDL	RL	Dilution
Method: 8260B	Date Prepared:		Date Analyzed: 04/21/2006 0230		
Chloromethane	ND	ug/Kg	58	340	1.0
Vinyl chloride	ND	ug/Kg	88	340	1.0
Bromomethane	ND	ug/Kg	44	340	1.0
Chloroethane	ND *	ug/Kg	84	340	1.0
Trichlorofluoromethane	ND	ug/Kg	69	170	1.0
1,1-Dichloroethene	ND	ug/Kg	65	170	1.0
Acetone	ND *	ug/Kg	3200	17000	1.0
Methylene Chloride	ND	ug/Kg	100	340	1.0
trans-1,2-Dichloroethene	ND	ug/Kg	59	170	1.0
Methyl tert-butyl ether	ND	ug/Kg	50	170	1.0
1,1-Dichloroethane	ND	ug/Kg	63	170	1.0
cis-1,2-Dichloroethene	ND	ug/Kg	83	170	1.0
Methyl Ethyl Ketone	ND	ug/Kg	540	1400	1.0
Chlorobromomethane	ND	ug/Kg	30	170	1.0
Chloroform	ND	ug/Kg	30	170	1.0
1,1,1-Trichloroethane	ND	ug/Kg	69	170	1.0
1,1-Dichloropropene	ND	ug/Kg	70	170	1.0
Carbon tetrachloride	ND	ug/Kg	66	170	1.0
Benzene	ND	ug/Kg	45	170	1.0
1,2-Dichloroethane	ND	ug/Kg	28	170	1.0
Trichloroethene	ND	ug/Kg	74	170	1.0
1,2-Dichloropropane	ND	ug/Kg	33	170	1.0
Dibromomethane	ND	ug/Kg	32	170	1.0
Dichlorobromomethane	ND	ug/Kg	23	170	1.0
cis-1,3-Dichloropropene	ND	ug/Kg	44	170	1.0
methyl isobutyl ketone	ND	ug/Kg	330	1400	1.0
Toluene	ND	ug/Kg	34	170	1.0
trans-1,3-Dichloropropene	ND	ug/Kg	48	170	1.0
1,1,2-Trichloroethane	ND	ug/Kg	21	170	1.0
Tetrachloroethene	9400	ug/Kg	91	170	1.0
1,3-Dichloropropane	ND	ug/Kg	37	170	1.0
2-Hexanone	ND	ug/Kg	340	1400	1.0
Chlorodibromomethane	ND	ug/Kg	37	170	1.0
Ethylene Dibromide	ND	ug/Kg	28	170	1.0
Chlorobenzene	ND	ug/Kg	43	170	1.0
1,1,1,2-Tetrachloroethane	ND	ug/Kg	51	170	1.0
Ethylbenzene	ND	ug/Kg	61	170	1.0
m-Xylene & p-Xylene	ND	ug/Kg	96	170	1.0
o-Xylene	ND	ug/Kg	48	170	1.0
Styrene	ND	ug/Kg	32	170	1.0
Bromoform	ND	ug/Kg	43	170	1.0
Isopropylbenzene	ND	ug/Kg	65	170	1.0
Bromobenzene	ND	ug/Kg	34	170	1.0

Edward Van Doren
 Shaw Environmental & Infrastructure, Inc
 11 Northeastern Boulevard
 Salem, NH 07079-1953

Job Number: 360-2783-1

Client Sample ID: SB-211 (36')

Lab Sample ID: 360-2783-1

Date Sampled: 04/10/2006 1120
 Date Received: 04/17/2006 1820
 Percent Solids: 73

Analyte	Result/Qualifier	Unit	MDL	RL	Dilution
Method: 8260B	Date Prepared:		Date Analyzed: 04/21/2006 0230		
1,1,2,2-Tetrachloroethane	ND	ug/Kg	59	170	1.0
1,2,3-Trichloropropane	ND	ug/Kg	94	170	1.0
N-Propylbenzene	ND	ug/Kg	59	170	1.0
2-Chlorotoluene	ND	ug/Kg	50	170	1.0
1,3,5-Trimethylbenzene	ND	ug/Kg	45	170	1.0
4-Chlorotoluene	ND	ug/Kg	37	170	1.0
tert-Butylbenzene	ND	ug/Kg	51	170	1.0
1,2,4-Trimethylbenzene	ND	ug/Kg	29	170	1.0
sec-Butylbenzene	ND	ug/Kg	57	170	1.0
1,3-Dichlorobenzene	ND	ug/Kg	18	170	1.0
4-Isopropyltoluene	ND	ug/Kg	54	170	1.0
1,4-Dichlorobenzene	ND	ug/Kg	32	170	1.0
n-Butylbenzene	ND	ug/Kg	69	170	1.0
1,2-Dichlorobenzene	ND	ug/Kg	30	170	1.0
1,2-Dibromo-3-Chloropropane	ND	ug/Kg	74	170	1.0
1,2,4-Trichlorobenzene	ND	ug/Kg	50	170	1.0
Hexachlorobutadiene	ND	ug/Kg	73	170	1.0
Naphthalene	ND	ug/Kg	66	1700	1.0
1,2,3-Trichlorobenzene	ND	ug/Kg	63	170	1.0
2,2-Dichloropropane	ND	ug/Kg	88	170	1.0
Surrogate			Acceptance Limits		
1,2-Dichloroethane-d4	89	%		70 - 130	
4-Bromofluorobenzene	96	%		70 - 130	
Dibromofluoromethane	94	%		70 - 130	
Toluene-d8	98	%		70 - 130	

Edward Van Doren
Shaw Environmental & Infrastructure, Inc
11 Northeastern Boulevard
Salem, NH 07079-1953

Job Number: 360-2783-1

Client Sample ID: SB-211 (36')

Lab Sample ID: 360-2783-1

Date Sampled: 04/10/2006 1120
Date Received: 04/17/2006 1820

Analyte	Result/Qualifier	Unit	RL	RL	Dilution
Method: PercentMoisture	Date Prepared:		Date Analyzed: 04/26/2006 1359		
Percent Moisture	27	%	1.0	1.0	1.0

Edward Van Doren
 Shaw Environmental & Infrastructure, Inc
 11 Northeastern Boulevard
 Salem, NH 07079-1953

Job Number: 360-2783-1

Client Sample ID: SB-211 (45')

Lab Sample ID: 360-2783-2

Date Sampled: 04/10/2006 1210
 Date Received: 04/17/2006 1820
 Percent Solids: 87

Analyte	Result/Qualifier	Unit	MDL	RL	Dilution
Method: 8260B	Date Prepared:		Date Analyzed: 04/21/2006 0912		
Chloromethane	ND	ug/Kg	240	1400	5.0
Vinyl chloride	ND	ug/Kg	370	1400	5.0
Bromomethane	ND	ug/Kg	180	1400	5.0
Chloroethane	ND *	ug/Kg	350	1400	5.0
Trichlorofluoromethane	ND	ug/Kg	290	720	5.0
1,1-Dichloroethene	ND	ug/Kg	270	720	5.0
Acetone	ND *	ug/Kg	13000	72000	5.0
Methylene Chloride	ND	ug/Kg	420	1400	5.0
trans-1,2-Dichloroethene	ND	ug/Kg	250	720	5.0
Methyl tert-butyl ether	ND	ug/Kg	210	720	5.0
1,1-Dichloroethane	ND	ug/Kg	260	720	5.0
cis-1,2-Dichloroethene	ND	ug/Kg	340	720	5.0
Methyl Ethyl Ketone	ND	ug/Kg	2200	5700	5.0
Chlorobromomethane	ND	ug/Kg	130	720	5.0
Chloroform	ND	ug/Kg	130	720	5.0
1,1,1-Trichloroethane	ND	ug/Kg	290	720	5.0
1,1-Dichloropropene	ND	ug/Kg	290	720	5.0
Carbon tetrachloride	ND	ug/Kg	270	720	5.0
Benzene	ND	ug/Kg	190	720	5.0
1,2-Dichloroethane	ND	ug/Kg	110	720	5.0
Trichloroethene	ND	ug/Kg	310	720	5.0
1,2-Dichloropropane	ND	ug/Kg	140	720	5.0
Dibromomethane	ND	ug/Kg	130	720	5.0
Dichlorobromomethane	ND	ug/Kg	97	720	5.0
cis-1,3-Dichloropropene	ND	ug/Kg	180	720	5.0
methyl isobutyl ketone	ND	ug/Kg	1400	5700	5.0
Toluene	ND	ug/Kg	140	720	5.0
trans-1,3-Dichloropropene	ND	ug/Kg	200	720	5.0
1,1,2-Trichloroethane	ND	ug/Kg	86	720	5.0
Tetrachloroethene	49000	ug/Kg	380	720	5.0
1,3-Dichloropropane	ND	ug/Kg	150	720	5.0
2-Hexanone	ND	ug/Kg	1400	5700	5.0
Chlorodibromomethane	ND	ug/Kg	150	720	5.0
Ethylene Dibromide	ND	ug/Kg	110	720	5.0
Chlorobenzene	ND	ug/Kg	180	720	5.0
1,1,1,2-Tetrachloroethane	ND	ug/Kg	210	720	5.0
Ethylbenzene	ND	ug/Kg	250	720	5.0
m-Xylene & p-Xylene	ND	ug/Kg	400	720	5.0
o-Xylene	ND	ug/Kg	200	720	5.0
Styrene	ND	ug/Kg	130	720	5.0
Bromoform	ND	ug/Kg	180	720	5.0
Isopropylbenzene	ND	ug/Kg	270	720	5.0
Bromobenzene	ND	ug/Kg	140	720	5.0

Edward Van Doren
 Shaw Environmental & Infrastructure, Inc
 11 Northeastern Boulevard
 Salem, NH 07079-1953

Job Number: 360-2783-1

Client Sample ID: SB-211 (45')

Lab Sample ID: 360-2783-2

Date Sampled: 04/10/2006 1210
 Date Received: 04/17/2006 1820
 Percent Solids: 87

Analyte	Result/Qualifier	Unit	MDL	RL	Dilution
Method: 8260B	Date Prepared:		Date Analyzed: 04/21/2006 0912		
1,1,2,2-Tetrachloroethane	ND	ug/Kg	250	720	5.0
1,2,3-Trichloropropane	ND	ug/Kg	390	720	5.0
N-Propylbenzene	ND	ug/Kg	250	720	5.0
2-Chlorotoluene	ND	ug/Kg	210	720	5.0
1,3,5-Trimethylbenzene	ND	ug/Kg	190	720	5.0
4-Chlorotoluene	ND	ug/Kg	150	720	5.0
tert-Butylbenzene	ND	ug/Kg	210	720	5.0
1,2,4-Trimethylbenzene	ND	ug/Kg	120	720	5.0
sec-Butylbenzene	ND	ug/Kg	230	720	5.0
1,3-Dichlorobenzene	ND	ug/Kg	74	720	5.0
4-Isopropyltoluene	ND	ug/Kg	220	720	5.0
1,4-Dichlorobenzene	ND	ug/Kg	130	720	5.0
n-Butylbenzene	ND	ug/Kg	290	720	5.0
1,2-Dichlorobenzene	ND	ug/Kg	130	720	5.0
1,2-Dibromo-3-Chloropropane	ND	ug/Kg	310	720	5.0
1,2,4-Trichlorobenzene	ND	ug/Kg	210	720	5.0
Hexachlorobutadiene	ND	ug/Kg	300	720	5.0
Naphthalene	ND	ug/Kg	270	7200	5.0
1,2,3-Trichlorobenzene	ND	ug/Kg	260	720	5.0
2,2-Dichloropropane	ND	ug/Kg	370	720	5.0

Surrogate			Acceptance Limits
1,2-Dichloroethane-d4	96	%	70 - 130
4-Bromofluorobenzene	94	%	70 - 130
Dibromofluoromethane	102	%	70 - 130
Toluene-d8	100	%	70 - 130

Edward Van Doren
Shaw Environmental & Infrastructure, Inc
11 Northeastern Boulevard
Salem, NH 07079-1953

Job Number: 360-2783-1

Client Sample ID: SB-211 (45')

Lab Sample ID: 360-2783-2

Date Sampled: 04/10/2006 1210

Date Received: 04/17/2006 1820

Analyte	Result/Qualifier	Unit	RL	RL	Dilution
Method: PercentMoisture	Date Prepared:		Date Analyzed: 04/26/2006	1359	
Percent Moisture	13	%	1.0	1.0	1.0

Edward Van Doren
 Shaw Environmental & Infrastructure, Inc
 11 Northeastern Boulevard
 Salem, NH 07079-1953

Job Number: 360-2783-1

Client Sample ID: SB-214 (28')

Lab Sample ID: 360-2783-3

Date Sampled: 04/11/2006 0850
 Date Received: 04/17/2006 1820
 Percent Solids: 83

Analyte	Result/Qualifier	Unit	MDL	RL	Dilution
Method: 8260B	Date Prepared:		Date Analyzed: 04/21/2006 0325		
Chloromethane	ND	ug/Kg	50	300	1.0
Vinyl chloride	ND	ug/Kg	77	300	1.0
Bromomethane	ND	ug/Kg	38	300	1.0
Chloroethane	ND *	ug/Kg	73	300	1.0
Trichlorofluoromethane	ND	ug/Kg	60	150	1.0
1,1-Dichloroethene	ND	ug/Kg	56	150	1.0
Acetone	ND *	ug/Kg	2800	15000	1.0
Methylene Chloride	ND	ug/Kg	89	300	1.0
trans-1,2-Dichloroethene	ND	ug/Kg	52	150	1.0
Methyl tert-butyl ether	ND	ug/Kg	43	150	1.0
1,1-Dichloroethane	ND	ug/Kg	55	150	1.0
cis-1,2-Dichloroethene	ND	ug/Kg	72	150	1.0
Methyl Ethyl Ketone	ND	ug/Kg	470	1200	1.0
Chlorobromomethane	ND	ug/Kg	26	150	1.0
Chloroform	ND	ug/Kg	26	150	1.0
1,1,1-Trichloroethane	ND	ug/Kg	60	150	1.0
1,1-Dichloropropene	68 J	ug/Kg	61	150	1.0
Carbon tetrachloride	ND	ug/Kg	58	150	1.0
Benzene	ND	ug/Kg	40	150	1.0
1,2-Dichloroethane	ND	ug/Kg	24	150	1.0
Trichloroethene	ND	ug/Kg	65	150	1.0
1,2-Dichloropropane	ND	ug/Kg	29	150	1.0
Dibromomethane	ND	ug/Kg	28	150	1.0
Dichlorobromomethane	ND	ug/Kg	20	150	1.0
cis-1,3-Dichloropropene	ND	ug/Kg	38	150	1.0
methyl isobutyl ketone	ND	ug/Kg	290	1200	1.0
Toluene	ND	ug/Kg	30	150	1.0
trans-1,3-Dichloropropene	ND	ug/Kg	42	150	1.0
1,1,2-Trichloroethane	21 J	ug/Kg	18	150	1.0
Tetrachloroethene	2500	ug/Kg	79	150	1.0
1,3-Dichloropropane	ND	ug/Kg	32	150	1.0
2-Hexanone	ND	ug/Kg	300	1200	1.0
Chlorodibromomethane	ND	ug/Kg	32	150	1.0
Ethylene Dibromide	ND	ug/Kg	24	150	1.0
Chlorobenzene	ND	ug/Kg	37	150	1.0
1,1,1,2-Tetrachloroethane	ND	ug/Kg	44	150	1.0
Ethylbenzene	ND	ug/Kg	53	150	1.0
m-Xylene & p-Xylene	ND	ug/Kg	84	150	1.0
o-Xylene	ND	ug/Kg	42	150	1.0
Styrene	ND	ug/Kg	28	150	1.0
Bromoform	ND	ug/Kg	37	150	1.0
Isopropylbenzene	ND	ug/Kg	56	150	1.0
Bromobenzene	ND	ug/Kg	30	150	1.0

Edward Van Doren
 Shaw Environmental & Infrastructure, Inc
 11 Northeastern Boulevard
 Salem, NH 07079-1953

Job Number: 360-2783-1

Client Sample ID: SB-214 (28')

Lab Sample ID: 360-2783-3

Date Sampled: 04/11/2006 0850
 Date Received: 04/17/2006 1820
 Percent Solids: 83

Analyte	Result/Qualifier	Unit	MDL	RL	Dilution
Method: 8260B	Date Prepared:		Date Analyzed: 04/21/2006 0325		
1,1,2,2-Tetrachloroethane	ND	ug/Kg	52	150	1.0
1,2,3-Trichloropropane	ND	ug/Kg	82	150	1.0
N-Propylbenzene	ND	ug/Kg	52	150	1.0
2-Chlorotoluene	ND	ug/Kg	43	150	1.0
1,3,5-Trimethylbenzene	ND	ug/Kg	40	150	1.0
4-Chlorotoluene	ND	ug/Kg	32	150	1.0
tert-Butylbenzene	ND	ug/Kg	44	150	1.0
1,2,4-Trimethylbenzene	ND	ug/Kg	25	150	1.0
sec-Butylbenzene	ND	ug/Kg	49	150	1.0
1,3-Dichlorobenzene	ND	ug/Kg	16	150	1.0
4-Isopropyltoluene	ND	ug/Kg	47	150	1.0
1,4-Dichlorobenzene	ND	ug/Kg	28	150	1.0
n-Butylbenzene	ND	ug/Kg	60	150	1.0
1,2-Dichlorobenzene	ND	ug/Kg	26	150	1.0
1,2-Dibromo-3-Chloropropane	ND	ug/Kg	65	150	1.0
1,2,4-Trichlorobenzene	ND	ug/Kg	43	150	1.0
Hexachlorobutadiene	ND	ug/Kg	64	150	1.0
Naphthalene	ND	ug/Kg	58	1500	1.0
1,2,3-Trichlorobenzene	ND	ug/Kg	55	150	1.0
2,2-Dichloropropane	ND	ug/Kg	77	150	1.0
Surrogate			Acceptance Limits		
1,2-Dichloroethane-d4	92	%	70 - 130		
4-Bromofluorobenzene	96	%	70 - 130		
Dibromofluoromethane	97	%	70 - 130		
Toluene-d8	99	%	70 - 130		

Edward Van Doren
Shaw Environmental & Infrastructure, Inc
11 Northeastern Boulevard
Salem, NH 07079-1953

Job Number: 360-2783-1

Client Sample ID: SB-214 (28')

Lab Sample ID: 360-2783-3

Date Sampled: 04/11/2006 0850

Date Received: 04/17/2006 1820

Analyte	Result/Qualifier	Unit	RL	RL	Dilution
Method: PercentMoisture	Date Prepared:		Date Analyzed: 04/26/2006	1359	
Percent Moisture	17	%	1.0	1.0	1.0

Edward Van Doren
 Shaw Environmental & Infrastructure, Inc
 11 Northeastern Boulevard
 Salem, NH 07079-1953

Job Number: 360-2783-1

Client Sample ID: SB-214 (48')

Lab Sample ID: 360-2783-4

Date Sampled: 04/11/2006 1130
 Date Received: 04/17/2006 1820
 Percent Solids: 93

Analyte	Result/Qualifier	Unit	MDL	RL	Dilution
Method: 8260B	Date Prepared:		Date Analyzed: 04/21/2006 0352		
Chloromethane	ND	ug/Kg	45	270	1.0
Vinyl chloride	ND	ug/Kg	69	270	1.0
Bromomethane	ND	ug/Kg	34	270	1.0
Chloroethane	ND *	ug/Kg	66	270	1.0
Trichlorofluoromethane	ND	ug/Kg	54	130	1.0
1,1-Dichloroethene	ND	ug/Kg	51	130	1.0
Acetone	ND *	ug/Kg	2500	13000	1.0
Methylene Chloride	ND	ug/Kg	80	270	1.0
trans-1,2-Dichloroethene	ND	ug/Kg	46	130	1.0
Methyl tert-butyl ether	ND	ug/Kg	39	130	1.0
1,1-Dichloroethane	ND	ug/Kg	50	130	1.0
cis-1,2-Dichloroethene	ND	ug/Kg	65	130	1.0
Methyl Ethyl Ketone	ND	ug/Kg	420	1100	1.0
Chlorobromomethane	ND	ug/Kg	24	130	1.0
Chloroform	ND	ug/Kg	24	130	1.0
1,1,1-Trichloroethane	ND	ug/Kg	54	130	1.0
1,1-Dichloropropene	ND	ug/Kg	55	130	1.0
Carbon tetrachloride	ND	ug/Kg	52	130	1.0
Benzene	ND	ug/Kg	36	130	1.0
1,2-Dichloroethane	ND	ug/Kg	22	130	1.0
Trichloroethene	ND	ug/Kg	58	130	1.0
1,2-Dichloropropane	ND	ug/Kg	26	130	1.0
Dibromomethane	ND	ug/Kg	25	130	1.0
Dichlorobromomethane	ND	ug/Kg	18	130	1.0
cis-1,3-Dichloropropene	ND	ug/Kg	34	130	1.0
methyl isobutyl ketone	ND	ug/Kg	260	1100	1.0
Toluene	ND	ug/Kg	27	130	1.0
trans-1,3-Dichloropropene	ND	ug/Kg	38	130	1.0
1,1,2-Trichloroethane	31 J	ug/Kg	16	130	1.0
Tetrachloroethene	3400	ug/Kg	71	130	1.0
1,3-Dichloropropane	ND	ug/Kg	29	130	1.0
2-Hexanone	ND	ug/Kg	270	1100	1.0
Chlorodibromomethane	ND	ug/Kg	29	130	1.0
Ethylene Dibromide	ND	ug/Kg	22	130	1.0
Chlorobenzene	ND	ug/Kg	33	130	1.0
1,1,1,2-Tetrachloroethane	ND	ug/Kg	40	130	1.0
Ethylbenzene	ND	ug/Kg	47	130	1.0
m-Xylene & p-Xylene	ND	ug/Kg	75	130	1.0
o-Xylene	ND	ug/Kg	38	130	1.0
Styrene	ND	ug/Kg	25	130	1.0
Bromoform	ND	ug/Kg	33	130	1.0
Isopropylbenzene	ND	ug/Kg	51	130	1.0
Bromobenzene	ND	ug/Kg	27	130	1.0

Edward Van Doren
 Shaw Environmental & Infrastructure, Inc
 11 Northeastern Boulevard
 Salem, NH 07079-1953

Job Number: 360-2783-1

Client Sample ID: SB-214 (48')

Lab Sample ID: 360-2783-4

Date Sampled: 04/11/2006 1130

Date Received: 04/17/2006 1820

Percent Solids: 93

Analyte	Result/Qualifier	Unit	MDL	RL	Dilution
Method: 8260B	Date Prepared:		Date Analyzed: 04/21/2006 0352		
1,1,2,2-Tetrachloroethane	ND	ug/Kg	46	130	1.0
1,2,3-Trichloropropane	ND	ug/Kg	73	130	1.0
N-Propylbenzene	ND	ug/Kg	46	130	1.0
2-Chlorotoluene	ND	ug/Kg	39	130	1.0
1,3,5-Trimethylbenzene	ND	ug/Kg	36	130	1.0
4-Chlorotoluene	ND	ug/Kg	29	130	1.0
tert-Butylbenzene	ND	ug/Kg	40	130	1.0
1,2,4-Trimethylbenzene	ND	ug/Kg	23	130	1.0
sec-Butylbenzene	ND	ug/Kg	44	130	1.0
1,3-Dichlorobenzene	ND	ug/Kg	14	130	1.0
4-Isopropyltoluene	ND	ug/Kg	42	130	1.0
1,4-Dichlorobenzene	ND	ug/Kg	25	130	1.0
n-Butylbenzene	ND	ug/Kg	54	130	1.0
1,2-Dichlorobenzene	ND	ug/Kg	24	130	1.0
1,2-Dibromo-3-Chloropropane	ND	ug/Kg	58	130	1.0
1,2,4-Trichlorobenzene	ND	ug/Kg	39	130	1.0
Hexachlorobutadiene	ND	ug/Kg	57	130	1.0
Naphthalene	ND	ug/Kg	52	1300	1.0
1,2,3-Trichlorobenzene	ND	ug/Kg	50	130	1.0
2,2-Dichloropropane	ND	ug/Kg	69	130	1.0
Surrogate			Acceptance Limits		
1,2-Dichloroethane-d4	88	%	70 - 130		
4-Bromofluorobenzene	95	%	70 - 130		
Dibromofluoromethane	94	%	70 - 130		
Toluene-d8	98	%	70 - 130		

Edward Van Doren
Shaw Environmental & Infrastructure, Inc
11 Northeastern Boulevard
Salem, NH 07079-1953

Job Number: 360-2783-1

Client Sample ID: SB-214 (48')

Lab Sample ID: 360-2783-4

Date Sampled: 04/11/2006 1130

Date Received: 04/17/2006 1820

Analyte	Result/Qualifier	Unit	RL	RL	Dilution
Method: PercentMoisture	Date Prepared:		Date Analyzed: 04/26/2006 1359		
Percent Moisture	7.2	%	1.0	1.0	1.0

Edward Van Doren
 Shaw Environmental & Infrastructure, Inc
 11 Northeastern Boulevard
 Salem, NH 07079-1953

Job Number: 360-2783-1

Client Sample ID: SB-212 (38')

Lab Sample ID: 360-2783-5

Date Sampled: 04/12/2006 1138
 Date Received: 04/17/2006 1820
 Percent Solids: 93

Analyte	Result/Qualifier	Unit	MDL	RL	Dilution
Method: 8260B	Date Prepared:		Date Analyzed: 04/21/2006 0939		
Chloromethane	ND	ug/Kg	230	1300	5.0
Vinyl chloride	ND	ug/Kg	340	1300	5.0
Bromomethane	ND	ug/Kg	170	1300	5.0
Chloroethane	ND *	ug/Kg	330	1300	5.0
Trichlorofluoromethane	ND	ug/Kg	270	670	5.0
1,1-Dichloroethene	ND	ug/Kg	250	670	5.0
Acetone	ND *	ug/Kg	13000	67000	5.0
Methylene Chloride	ND	ug/Kg	400	1300	5.0
trans-1,2-Dichloroethene	ND	ug/Kg	230	670	5.0
Methyl tert-butyl ether	ND	ug/Kg	190	670	5.0
1,1-Dichloroethane	ND	ug/Kg	250	670	5.0
cis-1,2-Dichloroethene	ND	ug/Kg	320	670	5.0
Methyl Ethyl Ketone	ND	ug/Kg	2100	5400	5.0
Chlorobromomethane	ND	ug/Kg	120	670	5.0
Chloroform	ND	ug/Kg	120	670	5.0
1,1,1-Trichloroethane	ND	ug/Kg	270	670	5.0
1,1-Dichloropropene	ND	ug/Kg	270	670	5.0
Carbon tetrachloride	ND	ug/Kg	260	670	5.0
Benzene	ND	ug/Kg	180	670	5.0
1,2-Dichloroethane	ND	ug/Kg	110	670	5.0
Trichloroethene	ND	ug/Kg	290	670	5.0
1,2-Dichloropropane	ND	ug/Kg	130	670	5.0
Dibromomethane	ND	ug/Kg	120	670	5.0
Dichlorobromomethane	ND	ug/Kg	92	670	5.0
cis-1,3-Dichloropropene	ND	ug/Kg	170	670	5.0
methyl isobutyl ketone	ND	ug/Kg	1300	5400	5.0
Toluene	ND	ug/Kg	130	670	5.0
trans-1,3-Dichloropropene	ND	ug/Kg	190	670	5.0
1,1,2-Trichloroethane	ND	ug/Kg	81	670	5.0
Tetrachloroethene	50000	ug/Kg	360	670	5.0
1,3-Dichloropropane	ND	ug/Kg	150	670	5.0
2-Hexanone	ND	ug/Kg	1300	5400	5.0
Chlorodibromomethane	ND	ug/Kg	150	670	5.0
Ethylene Dibromide	ND	ug/Kg	110	670	5.0
Chlorobenzene	ND	ug/Kg	170	670	5.0
1,1,1,2-Tetrachloroethane	ND	ug/Kg	200	670	5.0
Ethylbenzene	ND	ug/Kg	240	670	5.0
m-Xylene & p-Xylene	ND	ug/Kg	380	670	5.0
o-Xylene	ND	ug/Kg	190	670	5.0
Styrene	ND	ug/Kg	120	670	5.0
Bromoform	ND	ug/Kg	170	670	5.0
Isopropylbenzene	ND	ug/Kg	250	670	5.0
Bromobenzene	ND	ug/Kg	130	670	5.0

Edward Van Doren
 Shaw Environmental & Infrastructure, Inc
 11 Northeastern Boulevard
 Salem, NH 07079-1953

Job Number: 360-2783-1

Client Sample ID: SB-212 (38')

Lab Sample ID: 360-2783-5

Date Sampled: 04/12/2006 1138

Date Received: 04/17/2006 1820

Percent Solids: 93

Analyte	Result/Qualifier	Unit	MDL	RL	Dilution
Method: 8260B	Date Prepared:		Date Analyzed: 04/21/2006 0939		
1,1,2,2-Tetrachloroethane	ND	ug/Kg	230	670	5.0
1,2,3-Trichloropropane	ND	ug/Kg	370	670	5.0
N-Propylbenzene	ND	ug/Kg	230	670	5.0
2-Chlorotoluene	ND	ug/Kg	190	670	5.0
1,3,5-Trimethylbenzene	ND	ug/Kg	180	670	5.0
4-Chlorotoluene	ND	ug/Kg	150	670	5.0
tert-Butylbenzene	ND	ug/Kg	200	670	5.0
1,2,4-Trimethylbenzene	ND	ug/Kg	110	670	5.0
sec-Butylbenzene	ND	ug/Kg	220	670	5.0
1,3-Dichlorobenzene	ND	ug/Kg	70	670	5.0
4-Isopropyltoluene	ND	ug/Kg	210	670	5.0
1,4-Dichlorobenzene	ND	ug/Kg	120	670	5.0
n-Butylbenzene	ND	ug/Kg	270	670	5.0
1,2-Dichlorobenzene	ND	ug/Kg	120	670	5.0
1,2-Dibromo-3-Chloropropane	ND	ug/Kg	290	670	5.0
1,2,4-Trichlorobenzene	ND	ug/Kg	190	670	5.0
Hexachlorobutadiene	ND	ug/Kg	290	670	5.0
Naphthalene	ND	ug/Kg	260	6700	5.0
1,2,3-Trichlorobenzene	ND	ug/Kg	250	670	5.0
2,2-Dichloropropane	ND	ug/Kg	340	670	5.0
Surrogate			Acceptance Limits		
1,2-Dichloroethane-d4	90	%	70 - 130		
4-Bromofluorobenzene	96	%	70 - 130		
Dibromofluoromethane	94	%	70 - 130		
Toluene-d8	99	%	70 - 130		

Edward Van Doren
Shaw Environmental & Infrastructure, Inc
11 Northeastern Boulevard
Salem, NH 07079-1953

Job Number: 360-2783-1

Client Sample ID: SB-212 (38')

Lab Sample ID: 360-2783-5

Date Sampled: 04/12/2006 1138

Date Received: 04/17/2006 1820

Analyte	Result/Qualifier	Unit	RL	RL	Dilution
Method: PercentMoisture	Date Prepared:		Date Analyzed: 04/26/2006	1359	
Percent Moisture	7.2	%	1.0	1.0	1.0

Edward Van Doren
 Shaw Environmental & Infrastructure, Inc
 11 Northeastern Boulevard
 Salem, NH 07079-1953

Job Number: 360-2783-1

Client Sample ID: SB-212 (32')

Lab Sample ID: 360-2783-6

Date Sampled: 04/12/2006 1058

Date Received: 04/17/2006 1820

Percent Solids: 90

Analyte	Result/Qualifier	Unit	MDL	RL	Dilution
Method: 8260B	Date Prepared:		Date Analyzed: 04/21/2006 0447		
Chloromethane	ND	ug/Kg	47	280	1.0
Vinyl chloride	ND	ug/Kg	71	280	1.0
Bromomethane	46 J	ug/Kg	36	280	1.0
Chloroethane	ND *	ug/Kg	68	280	1.0
Trichlorofluoromethane	ND	ug/Kg	55	140	1.0
1,1-Dichloroethene	ND	ug/Kg	52	140	1.0
Acetone	ND *	ug/Kg	2600	14000	1.0
Methylene Chloride	ND	ug/Kg	82	280	1.0
trans-1,2-Dichloroethene	ND	ug/Kg	48	140	1.0
Methyl tert-butyl ether	ND	ug/Kg	40	140	1.0
1,1-Dichloroethane	ND	ug/Kg	51	140	1.0
cis-1,2-Dichloroethene	ND	ug/Kg	67	140	1.0
Methyl Ethyl Ketone	ND	ug/Kg	440	1100	1.0
Chlorobromomethane	ND	ug/Kg	24	140	1.0
Chloroform	ND	ug/Kg	24	140	1.0
1,1,1-Trichloroethane	ND	ug/Kg	55	140	1.0
1,1-Dichloropropene	ND	ug/Kg	57	140	1.0
Carbon tetrachloride	ND	ug/Kg	53	140	1.0
Benzene	ND	ug/Kg	37	140	1.0
1,2-Dichloroethane	ND	ug/Kg	22	140	1.0
Trichloroethene	ND	ug/Kg	60	140	1.0
1,2-Dichloropropane	ND	ug/Kg	27	140	1.0
Dibromomethane	ND	ug/Kg	26	140	1.0
Dichlorobromomethane	ND	ug/Kg	19	140	1.0
cis-1,3-Dichloropropene	ND	ug/Kg	36	140	1.0
methyl isobutyl ketone	ND	ug/Kg	270	1100	1.0
Toluene	ND	ug/Kg	28	140	1.0
trans-1,3-Dichloropropene	ND	ug/Kg	39	140	1.0
1,1,2-Trichloroethane	ND	ug/Kg	17	140	1.0
Tetrachloroethene	13000	ug/Kg	73	140	1.0
1,3-Dichloropropane	ND	ug/Kg	30	140	1.0
2-Hexanone	ND	ug/Kg	280	1100	1.0
Chlorodibromomethane	ND	ug/Kg	30	140	1.0
Ethylene Dibromide	ND	ug/Kg	22	140	1.0
Chlorobenzene	ND	ug/Kg	34	140	1.0
1,1,1,2-Tetrachloroethane	ND	ug/Kg	41	140	1.0
Ethylbenzene	ND	ug/Kg	49	140	1.0
m-Xylene & p-Xylene	ND	ug/Kg	78	140	1.0
o-Xylene	ND	ug/Kg	39	140	1.0
Styrene	ND	ug/Kg	26	140	1.0
Bromoform	ND	ug/Kg	34	140	1.0
Isopropylbenzene	ND	ug/Kg	52	140	1.0
Bromobenzene	ND	ug/Kg	28	140	1.0

Edward Van Doren
 Shaw Environmental & Infrastructure, Inc
 11 Northeastern Boulevard
 Salem, NH 07079-1953

Job Number: 360-2783-1

Client Sample ID: SB-212 (32')

Lab Sample ID: 360-2783-6

Date Sampled: 04/12/2006 1058
 Date Received: 04/17/2006 1820
 Percent Solids: 90

Analyte	Result/Qualifier	Unit	MDL	RL	Dilution
Method: 8260B	Date Prepared:		Date Analyzed: 04/21/2006 0447		
1,1,2,2-Tetrachloroethane	ND	ug/Kg	48	140	1.0
1,2,3-Trichloropropane	ND	ug/Kg	75	140	1.0
N-Propylbenzene	ND	ug/Kg	48	140	1.0
2-Chlorotoluene	ND	ug/Kg	40	140	1.0
1,3,5-Trimethylbenzene	ND	ug/Kg	37	140	1.0
4-Chlorotoluene	ND	ug/Kg	30	140	1.0
tert-Butylbenzene	ND	ug/Kg	41	140	1.0
1,2,4-Trimethylbenzene	ND	ug/Kg	23	140	1.0
sec-Butylbenzene	ND	ug/Kg	46	140	1.0
1,3-Dichlorobenzene	ND	ug/Kg	14	140	1.0
4-Isopropyltoluene	ND	ug/Kg	43	140	1.0
1,4-Dichlorobenzene	ND	ug/Kg	26	140	1.0
n-Butylbenzene	ND	ug/Kg	55	140	1.0
1,2-Dichlorobenzene	ND	ug/Kg	24	140	1.0
1,2-Dibromo-3-Chloropropane	ND	ug/Kg	60	140	1.0
1,2,4-Trichlorobenzene	ND	ug/Kg	40	140	1.0
Hexachlorobutadiene	ND	ug/Kg	59	140	1.0
Naphthalene	ND	ug/Kg	53	1400	1.0
1,2,3-Trichlorobenzene	ND	ug/Kg	51	140	1.0
2,2-Dichloropropane	ND	ug/Kg	71	140	1.0
Surrogate			Acceptance Limits		
1,2-Dichloroethane-d4	89	%	70 - 130		
4-Bromofluorobenzene	95	%	70 - 130		
Dibromofluoromethane	96	%	70 - 130		
Toluene-d8	98	%	70 - 130		

Edward Van Doren
Shaw Environmental & Infrastructure, Inc
11 Northeastern Boulevard
Salem, NH 07079-1953

Job Number: 360-2783-1

Client Sample ID: SB-212 (32')

Lab Sample ID: 360-2783-6

Date Sampled: 04/12/2006 1058

Date Received: 04/17/2006 1820

Analyte	Result/Qualifier	Unit	RL	RL	Dilution
Method: PercentMoisture	Date Prepared:		Date Analyzed: 04/26/2006	1359	
Percent Moisture	9.9	%	1.0	1.0	1.0

Edward Van Doren
 Shaw Environmental & Infrastructure, Inc
 11 Northeastern Boulevard
 Salem, NH 07079-1953

Job Number: 360-2783-1

Client Sample ID: SB-213 (38')

Lab Sample ID: 360-2783-7

Date Sampled: 04/13/2006 1000
 Date Received: 04/17/2006 1820
 Percent Solids: 85

Analyte	Result/Qualifier	Unit	MDL	RL	Dilution
Method: 8260B	Date Prepared:		Date Analyzed: 04/21/2006 0515		
Chloromethane	ND	ug/Kg	49	290	1.0
Vinyl chloride	ND	ug/Kg	75	290	1.0
Bromomethane	ND	ug/Kg	38	290	1.0
Chloroethane	ND *	ug/Kg	72	290	1.0
Trichlorofluoromethane	ND	ug/Kg	59	150	1.0
1,1-Dichloroethene	ND	ug/Kg	55	150	1.0
Acetone	ND *	ug/Kg	2700	15000	1.0
Methylene Chloride	ND	ug/Kg	87	290	1.0
trans-1,2-Dichloroethene	ND	ug/Kg	51	150	1.0
Methyl tert-butyl ether	ND	ug/Kg	42	150	1.0
1,1-Dichloroethane	ND	ug/Kg	54	150	1.0
cis-1,2-Dichloroethene	ND	ug/Kg	71	150	1.0
Methyl Ethyl Ketone	ND	ug/Kg	460	1200	1.0
Chlorobromomethane	ND	ug/Kg	26	150	1.0
Chloroform	ND	ug/Kg	26	150	1.0
1,1,1-Trichloroethane	ND	ug/Kg	59	150	1.0
1,1-Dichloropropene	69 J	ug/Kg	60	150	1.0
Carbon tetrachloride	ND	ug/Kg	57	150	1.0
Benzene	ND	ug/Kg	39	150	1.0
1,2-Dichloroethane	ND	ug/Kg	24	150	1.0
Trichloroethene	ND	ug/Kg	64	150	1.0
1,2-Dichloropropane	ND	ug/Kg	28	150	1.0
Dibromomethane	ND	ug/Kg	27	150	1.0
Dichlorobromomethane	ND	ug/Kg	20	150	1.0
cis-1,3-Dichloropropene	ND	ug/Kg	38	150	1.0
methyl isobutyl ketone	ND	ug/Kg	280	1200	1.0
Toluene	ND	ug/Kg	29	150	1.0
trans-1,3-Dichloropropene	ND	ug/Kg	41	150	1.0
1,1,2-Trichloroethane	ND	ug/Kg	18	150	1.0
Tetrachloroethene	12000	ug/Kg	78	150	1.0
1,3-Dichloropropane	ND	ug/Kg	32	150	1.0
2-Hexanone	ND	ug/Kg	290	1200	1.0
Chlorodibromomethane	ND	ug/Kg	32	150	1.0
Ethylene Dibromide	ND	ug/Kg	24	150	1.0
Chlorobenzene	ND	ug/Kg	37	150	1.0
1,1,1,2-Tetrachloroethane	ND	ug/Kg	44	150	1.0
Ethylbenzene	ND	ug/Kg	52	150	1.0
m-Xylene & p-Xylene	ND	ug/Kg	82	150	1.0
o-Xylene	ND	ug/Kg	41	150	1.0
Styrene	ND	ug/Kg	27	150	1.0
Bromoform	ND	ug/Kg	37	150	1.0
Isopropylbenzene	ND	ug/Kg	55	150	1.0
Bromobenzene	ND	ug/Kg	29	150	1.0

Edward Van Doren
 Shaw Environmental & Infrastructure, Inc
 11 Northeastern Boulevard
 Salem, NH 07079-1953

Job Number: 360-2783-1

Client Sample ID: SB-213 (38')

Lab Sample ID: 360-2783-7

Date Sampled: 04/13/2006 1000
 Date Received: 04/17/2006 1820
 Percent Solids: 85

Analyte	Result/Qualifier	Unit	MDL	RL	Dilution
Method: 8260B	Date Prepared:		Date Analyzed: 04/21/2006 0515		
1,1,2,2-Tetrachloroethane	ND	ug/Kg	51	150	1.0
1,2,3-Trichloropropane	ND	ug/Kg	80	150	1.0
N-Propylbenzene	ND	ug/Kg	51	150	1.0
2-Chlorotoluene	ND	ug/Kg	42	150	1.0
1,3,5-Trimethylbenzene	ND	ug/Kg	39	150	1.0
4-Chlorotoluene	ND	ug/Kg	32	150	1.0
tert-Butylbenzene	ND	ug/Kg	44	150	1.0
1,2,4-Trimethylbenzene	ND	ug/Kg	25	150	1.0
sec-Butylbenzene	ND	ug/Kg	48	150	1.0
1,3-Dichlorobenzene	ND	ug/Kg	15	150	1.0
4-Isopropyltoluene	ND	ug/Kg	46	150	1.0
1,4-Dichlorobenzene	ND	ug/Kg	27	150	1.0
n-Butylbenzene	ND	ug/Kg	59	150	1.0
1,2-Dichlorobenzene	ND	ug/Kg	26	150	1.0
1,2-Dibromo-3-Chloropropane	ND	ug/Kg	64	150	1.0
1,2,4-Trichlorobenzene	ND	ug/Kg	42	150	1.0
Hexachlorobutadiene	ND	ug/Kg	62	150	1.0
Naphthalene	ND	ug/Kg	57	1500	1.0
1,2,3-Trichlorobenzene	ND	ug/Kg	54	150	1.0
2,2-Dichloropropane	ND	ug/Kg	75	150	1.0
Surrogate			Acceptance Limits		
1,2-Dichloroethane-d4	91	%	70 - 130		
4-Bromofluorobenzene	97	%	70 - 130		
Dibromofluoromethane	96	%	70 - 130		
Toluene-d8	98	%	70 - 130		

Edward Van Doren
Shaw Environmental & Infrastructure, Inc
11 Northeastern Boulevard
Salem, NH 07079-1953

Job Number: 360-2783-1

Client Sample ID: SB-213 (38')

Lab Sample ID: 360-2783-7

Date Sampled: 04/13/2006 1000
Date Received: 04/17/2006 1820

Analyte	Result/Qualifier	Unit	RL	RL	Dilution
Method: PercentMoisture	Date Prepared:		Date Analyzed: 04/26/2006	1359	
Percent Moisture	15	%	1.0	1.0	1.0

DATA REPORTING QUALIFIERS

Client: Shaw Environmental & Infrastructure, Inc

Job Number: 360-2783-1

Lab Section	Qualifier	Description
GC/MS VOA	*	LCS, LCSD, MS, MSD, MD, or Surrogate exceeds the control limits
	J	Result is less than the RL but greater than or equal to the MDL and the concentration is an approximate value.

QUALITY CONTROL RESULTS

Quality Control Results

Client: Shaw Environmental & Infrastructure, Inc

Job Number: 360-2783-1

QC Association Summary

Lab Sample ID	Client Sample ID	Client Matrix	Method	Prep Batch
GC/MS VOA				
Analysis Batch:360-5415				
LCS 360-5415/1	Lab Control Spike	Solid	8260B	
LCSD 360-5415/2	Lab Control Spike Duplicate	Solid	8260B	
MB 360-5415/3	Method Blank	Solid	8260B	
360-2783-1	SB-211 (36')	Solid	8260B	
360-2783-2	SB-211 (45')	Solid	8260B	
360-2783-3	SB-214 (28')	Solid	8260B	
360-2783-4	SB-214 (48')	Solid	8260B	
360-2783-5	SB-212 (38')	Solid	8260B	
360-2783-6	SB-212 (32')	Solid	8260B	
360-2783-7	SB-213 (38')	Solid	8260B	

General Chemistry

Analysis Batch:360-5532			
360-2783-1	SB-211 (36')	Solid	PercentMoisture
360-2783-2	SB-211 (45')	Solid	PercentMoisture
360-2783-3	SB-214 (28')	Solid	PercentMoisture
360-2783-4	SB-214 (48')	Solid	PercentMoisture
360-2783-5	SB-212 (38')	Solid	PercentMoisture
360-2783-6	SB-212 (32')	Solid	PercentMoisture
360-2783-7	SB-213 (38')	Solid	PercentMoisture

Quality Control Results

Client: Shaw Environmental & Infrastructure, Inc

Job Number: 360-2783-1

Method Blank - Batch: 360-5415

**Method: 8260B
Preparation: N/A**

Lab Sample ID: MB 360-5415/3

Analysis Batch: 360-5415

Instrument ID: HP 5890/5972 GC/MS

Client Matrix: Solid

Prep Batch: N/A

Lab File ID: V33293.D

Dilution: 1.0

Units: ug/Kg

Initial Weight/Volume: 0.1 mL

Date Analyzed: 04/21/2006 0135

Final Weight/Volume: 25 mL

Date Prepared: N/A

Analyte	Result	Qual	MDL	RL
Chloromethane	ND		42	250
Vinyl chloride	ND		64	250
Bromomethane	ND		32	250
Chloroethane	ND		61	250
Trichlorofluoromethane	ND		50	130
1,1-Dichloroethene	ND		47	130
Acetone	ND		2300	13000
Methylene Chloride	ND		74	250
trans-1,2-Dichloroethene	ND		43	130
Methyl tert-butyl ether	ND		36	130
1,1-Dichloroethane	ND		46	130
cis-1,2-Dichloroethene	ND		60	130
Methyl Ethyl Ketone	ND		390	1000
Chlorobromomethane	ND		22	130
Chloroform	ND		22	130
1,1,1-Trichloroethane	ND		50	130
1,1-Dichloropropene	ND		51	130
Carbon tetrachloride	ND		48	130
Benzene	ND		33	130
1,2-Dichloroethane	ND		20	130
Trichloroethene	ND		54	130
1,2-Dichloropropane	ND		24	130
Dibromomethane	ND		23	130
Dichlorobromomethane	ND		17	130
cis-1,3-Dichloropropene	ND		32	130
methyl isobutyl ketone	ND		240	1000
Toluene	ND		25	130
trans-1,3-Dichloropropene	ND		35	130
1,1,2-Trichloroethane	ND		15	130
Tetrachloroethene	ND		66	130
1,3-Dichloropropane	ND		27	130
2-Hexanone	ND		250	1000
Chlorodibromomethane	ND		27	130
Ethylene Dibromide	ND		20	130
Chlorobenzene	ND		31	130
1,1,1,2-Tetrachloroethane	ND		37	130
Ethylbenzene	ND		44	130
m-Xylene & p-Xylene	ND		70	130
o-Xylene	ND		35	130
Styrene	ND		23	130
Bromoform	ND		31	130

Calculations are performed before rounding to avoid round-off errors in calculated results.

Quality Control Results

Client: Shaw Environmental & Infrastructure, Inc

Job Number: 360-2783-1

Method Blank - Batch: 360-5415

Method: 8260B
Preparation: N/A

Lab Sample ID: MB 360-5415/3
Client Matrix: Solid
Dilution: 1.0
Date Analyzed: 04/21/2006 0135
Date Prepared: N/A

Analysis Batch: 360-5415
Prep Batch: N/A
Units: ug/Kg

Instrument ID: HP 5890/5972 GC/MS
Lab File ID: V33293.D
Initial Weight/Volume: 0.1 mL
Final Weight/Volume: 25 mL

Analyte	Result	Qual	MDL	RL
Isopropylbenzene	ND		47	130
Bromobenzene	ND		25	130
1,1,2,2-Tetrachloroethane	ND		43	130
1,2,3-Trichloropropane	ND		68	130
N-Propylbenzene	ND		43	130
2-Chlorotoluene	ND		36	130
1,3,5-Trimethylbenzene	ND		33	130
4-Chlorotoluene	ND		27	130
tert-Butylbenzene	ND		37	130
1,2,4-Trimethylbenzene	ND		21	130
sec-Butylbenzene	ND		41	130
1,3-Dichlorobenzene	ND		13	130
4-Isopropyltoluene	ND		39	130
1,4-Dichlorobenzene	ND		23	130
n-Butylbenzene	ND		50	130
1,2-Dichlorobenzene	ND		22	130
1,2-Dibromo-3-Chloropropane	ND		54	130
1,2,4-Trichlorobenzene	ND		36	130
Hexachlorobutadiene	ND		53	130
Naphthalene	ND		48	1300
1,2,3-Trichlorobenzene	ND		46	130
2,2-Dichloropropane	ND		64	130

Surrogate	% Rec	Acceptance Limits
1,2-Dichloroethane-d4	95	70 - 130
4-Bromofluorobenzene	96	70 - 130
Dibromofluoromethane	101	70 - 130
Toluene-d8	98	70 - 130

Calculations are performed before rounding to avoid round-off errors in calculated results.

Quality Control Results

Client: Shaw Environmental & Infrastructure, Inc

Job Number: 360-2783-1

**Laboratory Control/
Laboratory Control Duplicate Recovery Report - Batch: 360-5415**

**Method: 8260B
Preparation: N/A**

LCS Lab Sample ID: LCS 360-5415/1
Client Matrix: Solid
Dilution: 1.0
Date Analyzed: 04/21/2006 0013
Date Prepared: N/A

Analysis Batch: 360-5415
Prep Batch: N/A
Units: ug/Kg

Instrument ID: HP 5890/5972 GC/MS
Lab File ID: V33290.D
Initial Weight/Volume: 0.1 mL
Final Weight/Volume: 25 mL

LCSD Lab Sample ID: LCSD 360-5415/2
Client Matrix: Solid
Dilution: 1.0
Date Analyzed: 04/21/2006 0041
Date Prepared: N/A

Analysis Batch: 360-5415
Prep Batch: N/A
Units: ug/Kg

Instrument ID: HP 5890/5972 GC/MS
Lab File ID: V33291.D
Initial Weight/Volume: 0.1 mL
Final Weight/Volume: 25 mL

Analyte	% Rec.		Limit	RPD	RPD Limit	LCS Qual	LCSD Qual
	LCS	LCSD					
Chloromethane	104	103	70 - 130	1	25		
Vinyl chloride	101	99	70 - 130	2	25		
Bromomethane	75	71	70 - 130	6	25		
Chloroethane	17	17	70 - 130	1	25	*	*
Trichlorofluoromethane	71	73	70 - 130	2	25		
1,1-Dichloroethene	98	96	70 - 130	2	25		
Acetone	64	66	70 - 130	3	25	*	*
Methylene Chloride	96	95	70 - 130	1	25		
trans-1,2-Dichloroethene	96	94	70 - 130	3	25		
Methyl tert-butyl ether	77	78	70 - 130	2	25		
1,1-Dichloroethane	101	99	70 - 130	2	25		
cis-1,2-Dichloroethene	99	98	70 - 130	2	25		
Methyl Ethyl Ketone	77	79	70 - 130	2	25		
Chlorobromomethane	92	92	70 - 130	0	25		
Chloroform	96	93	70 - 130	3	25		
1,1,1-Trichloroethane	94	91	70 - 130	2	25		
1,1-Dichloropropene	96	94	70 - 130	2	25		
Carbon tetrachloride	92	90	70 - 130	2	25		
Benzene	98	96	70 - 130	3	25		
1,2-Dichloroethane	88	88	70 - 130	0	25		
Trichloroethene	94	93	70 - 130	1	25		
1,2-Dichloropropane	97	96	70 - 130	1	25		
Dibromomethane	91	92	70 - 130	1	25		
Dichlorobromomethane	86	85	70 - 130	1	25		
cis-1,3-Dichloropropene	88	87	70 - 130	0	25		
methyl isobutyl ketone	89	91	70 - 130	2	25		
Toluene	97	96	70 - 130	2	25		
trans-1,3-Dichloropropene	90	89	70 - 130	1	25		
1,1,2-Trichloroethane	90	92	70 - 130	1	25		
Tetrachloroethene	97	96	70 - 130	1	25		
1,3-Dichloropropane	92	93	70 - 130	1	25		
2-Hexanone	84	86	70 - 130	2	25		

Calculations are performed before rounding to avoid round-off errors in calculated results.

Quality Control Results

Client: Shaw Environmental & Infrastructure, Inc

Job Number: 360-2783-1

**Laboratory Control/
Laboratory Control Duplicate Recovery Report - Batch: 360-5415**

**Method: 8260B
Preparation: N/A**

LCS Lab Sample ID: LCS 360-5415/1
Client Matrix: Solid
Dilution: 1.0
Date Analyzed: 04/21/2006 0013
Date Prepared: N/A

Analysis Batch: 360-5415
Prep Batch: N/A
Units: ug/Kg

Instrument ID: HP 5890/5972 GC/MS
Lab File ID: V33290.D
Initial Weight/Volume: 0.1 mL
Final Weight/Volume: 25 mL

LCSD Lab Sample ID: LCSD 360-5415/2
Client Matrix: Solid
Dilution: 1.0
Date Analyzed: 04/21/2006 0041
Date Prepared: N/A

Analysis Batch: 360-5415
Prep Batch: N/A
Units: ug/Kg

Instrument ID: HP 5890/5972 GC/MS
Lab File ID: V33291.D
Initial Weight/Volume: 0.1 mL
Final Weight/Volume: 25 mL

Analyte	% Rec.		Limit	RPD	RPD Limit	LCS Qual	LCSD Qual
	LCS	LCSD					
Chlorodibromomethane	89	91	70 - 130	2	25		
Ethylene Dibromide	92	93	70 - 130	1	25		
Chlorobenzene	103	101	70 - 130	2	25		
1,1,1,2-Tetrachloroethane	96	94	70 - 130	2	25		
Ethylbenzene	103	100	70 - 130	3	25		
m-Xylene & p-Xylene	103	101	70 - 130	2	25		
o-Xylene	101	99	70 - 130	2	25		
Styrene	101	99	70 - 130	1	25		
Bromoform	102	103	70 - 130	1	25		
Isopropylbenzene	110	107	70 - 130	3	25		
Bromobenzene	97	96	70 - 130	1	25		
1,1,2,2-Tetrachloroethane	102	103	70 - 130	1	25		
1,2,3-Trichloropropane	93	93	70 - 130	1	25		
N-Propylbenzene	104	102	70 - 130	2	25		
2-Chlorotoluene	100	98	70 - 130	2	25		
1,3,5-Trimethylbenzene	100	97	70 - 130	3	25		
4-Chlorotoluene	101	98	70 - 130	3	25		
tert-Butylbenzene	102	99	70 - 130	2	25		
1,2,4-Trimethylbenzene	97	95	70 - 130	2	25		
sec-Butylbenzene	102	99	70 - 130	3	25		
1,3-Dichlorobenzene	97	96	70 - 130	1	25		
4-Isopropyltoluene	102	100	70 - 130	2	25		
1,4-Dichlorobenzene	105	104	70 - 130	2	25		
n-Butylbenzene	108	106	70 - 130	2	25		
1,2-Dichlorobenzene	103	102	70 - 130	0	25		
1,2-Dibromo-3-Chloropropane	90	91	70 - 130	1	25		
1,2,4-Trichlorobenzene	101	100	70 - 130	1	25		
Hexachlorobutadiene	114	115	70 - 130	0	25		
Naphthalene	97	100	70 - 130	4	25		
1,2,3-Trichlorobenzene	108	109	70 - 130	2	25		
2,2-Dichloropropane	86	83	70 - 130	4	25		

Calculations are performed before rounding to avoid round-off errors in calculated results.

Quality Control Results

Client: Shaw Environmental & Infrastructure, Inc

Job Number: 360-2783-1

Surrogate	LCS % Rec	LCSD % Rec	Acceptance Limits
1,2-Dichloroethane-d4	89	89	70 - 130
4-Bromofluorobenzene	98	97	70 - 130
Dibromofluoromethane	95	95	70 - 130
Toluene-d8	98	98	70 - 130

Calculations are performed before rounding to avoid round-off errors in calculated results.

LOGIN SAMPLE RECEIPT CHECK LIST

Client: Shaw Environmental & Infrastructure, Inc

Job Number: 360-2783-1

Login Number: 2783

Question	T/F/NA	Comment
Radioactivity either was not measured or, if measured, is at or below background	NA	
The cooler's custody seal, if present, is intact.	NA	
The cooler or samples do not appear to have been compromised or tampered with.	True	
Samples were received on ice.	True	
Cooler Temperature is acceptable.	True	
Cooler Temperature is recorded.	True	
COC is present.	True	
COC is filled out in ink and legible.	True	
COC is filled out with all pertinent information.	True	
There are no discrepancies between the sample IDs on the containers and the COC.	True	
Samples are received within Holding Time.	True	
Sample containers have legible labels.	True	
Containers are not broken or leaking.	True	
Sample collection date/times are provided.	True	
Appropriate sample containers are used.	True	
Sample bottles are completely filled.	True	
There is sufficient vol. for all requested analyses, incl. any requested MS/MSDs	True	
VOA sample vials do not have headspace or bubble is <6mm (1/4") in diameter.	NA	
If necessary, staff have been informed of any short hold time or quick TAT needs	True	
Multiphasic samples are not present.	True	
Samples do not require splitting or compositing.	True	



ANALYTICAL REPORT

Job Number: 360-2899-1

Job Description: Textron 101960

For:
Shaw Environmental & Infrastructure, Inc
11 Northeastern Boulevard
Salem, NH 07079-1953

Attention: Edward Van Doren

Joe Chimi

Report Production Representative

jchimi@stl-inc.com

05/12/2006

Project Manager: Becky Mason

The test results in this report meet all NELAC requirements for accredited parameters. Any exceptions to NELAC requirements are noted in this report. Pursuant to NELAC, this report may not be reproduced except in full, and with written approval from the laboratory. STL Westfield Certifications and Approvals: MADEP MA014, RIDOH57, CTDPH 0494, VT DECWSD, NH DES 253903-A, NELAP FL E87912 TOX, NELAP NJ MA008 TOX, NELAP NY 10843, NY DOH 10843.

Severn Trent Laboratories, Inc.

STL Westfield Westfield Executive Park 53 Southampton Road,
Westfield, MA 01085

Tel (413) 572-4000 Fax (413) 572-3707 www.stl-inc.com **Page 1 of 45**



METHOD SUMMARY

Client: Shaw Environmental & Infrastructure, Inc

Job Number: 360-2899-1

Description	Lab Location	Method	Preparation Method
Matrix: Water			
Volatile Organic Compounds by GC/MS	STL-WES	SW846 8260B	
Purge-and-Trap	STL-WES		SW846 5030B
Chloride	STL-WES	EPA-04 300.0	
Chemical Oxygen Demand (Colorimetric, Automated; Manual)	STL-WES	MCAWW 410.4	

LAB REFERENCES:

STL-WES = STL-Westfield

METHOD REFERENCES:

EPA-04 - "Methods For The Determination Of Inorganic Substances In Environmental Samples", EPA/600/R-93/100, August 1993.

MCAWW - "Methods For Chemical Analysis Of Water And Wastes", EPA-600/4-79-020, March 1983 And Subsequent Revisions.

SW846 - "Test Methods For Evaluating Solid Waste, Physical/Chemical Methods", Third Edition, November 1986 And Its Updates.

METHOD / ANALYST SUMMARY

Client: Shaw Environmental & Infrastructure, Inc

Job Number: 360-2899-1

Method	Analyst	Analyst ID
SW846 8260B	Popadic, Craig M	CMP
EPA-04 300.0	Emerich, Rich	RE
MCAWW 410.4	Boles, Amber R	ARB

SAMPLE SUMMARY

Client: Shaw Environmental & Infrastructure, Inc

Job Number: 360-2899-1

Lab Sample ID	Client Sample ID	Client Matrix	Date/Time Sampled	Date/Time Received
360-2899-1	MW-210	Water	04/20/2006 1225	04/21/2006 1725
360-2899-2	MW-211	Water	04/20/2006 1105	04/21/2006 1725
360-2899-3	MW-212	Water	04/20/2006 1210	04/21/2006 1725
360-2899-4	MW-213	Water	04/20/2006 1130	04/21/2006 1725
360-2899-5	MW-214	Water	04/20/2006 1020	04/21/2006 1725
360-2899-6	MW-215	Water	04/20/2006 1035	04/21/2006 1725
360-2899-7TB	Trip B	Water	03/23/2006 0330	04/21/2006 1725

SAMPLE RESULTS

Edward Van Doren
 Shaw Environmental & Infrastructure, Inc
 11 Northeastern Boulevard
 Salem, NH 07079-1953

Job Number: 360-2899-1

Client Sample ID: MW-210

Lab Sample ID: 360-2899-1

Date Sampled: 04/20/2006 1225

Date Received: 04/21/2006 1725

Analyte	Result/Qualifier	Unit	MDL	RL	Dilution
Method: 8260B	Date Prepared: 05/01/2006	1542	Date Analyzed: 05/01/2006	1542	
Chloromethane	ND	ug/L	250	1000	500
Vinyl chloride	ND	ug/L	110	500	500
Bromomethane	ND	ug/L	500	1000	500
Chloroethane	ND *	ug/L	110	1000	500
Trichlorofluoromethane	ND	ug/L	130	500	500
1,1-Dichloroethene	ND	ug/L	100	500	500
Acetone	ND *	ug/L	1900	25000	500
Methylene Chloride	520 J	ug/L	250	1000	500
trans-1,2-Dichloroethene	ND	ug/L	110	500	500
Methyl tert-butyl ether	ND *	ug/L	150	500	500
1,1-Dichloroethane	ND	ug/L	90	500	500
cis-1,2-Dichloroethene	ND	ug/L	190	500	500
Methyl Ethyl Ketone	ND	ug/L	950	5000	500
Chlorobromomethane	ND	ug/L	58	500	500
Chloroform	ND	ug/L	75	500	500
1,1,1-Trichloroethane	ND	ug/L	130	500	500
1,1-Dichloropropene	ND	ug/L	110	500	500
Carbon tetrachloride	ND	ug/L	120	500	500
Benzene	ND	ug/L	72	500	500
1,2-Dichloroethane	ND	ug/L	42	500	500
Trichloroethene	410 J	ug/L	94	500	500
1,2-Dichloropropane	ND	ug/L	85	500	500
Dibromomethane	ND	ug/L	53	500	500
Dichlorobromomethane	ND	ug/L	98	500	500
cis-1,3-Dichloropropene	ND	ug/L	250	250	500
methyl isobutyl ketone	ND	ug/L	510	5000	500
Toluene	ND	ug/L	250	500	500
trans-1,3-Dichloropropene	ND	ug/L	250	250	500
1,1,2-Trichloroethane	ND	ug/L	35	500	500
Tetrachloroethene	13000	ug/L	70	500	500
1,3-Dichloropropane	ND	ug/L	36	500	500
2-Hexanone	ND	ug/L	1000	5000	500
Chlorodibromomethane	ND	ug/L	44	500	500
Ethylene Dibromide	ND	ug/L	46	500	500
Chlorobenzene	ND	ug/L	74	500	500
1,1,1,2-Tetrachloroethane	ND	ug/L	500	500	500
Ethylbenzene	ND	ug/L	90	500	500
m-Xylene & p-Xylene	ND	ug/L	190	1000	500
o-Xylene	ND	ug/L	76	500	500
Styrene	ND	ug/L	69	500	500
Bromoform	ND	ug/L	65	500	500
Isopropylbenzene	ND	ug/L	250	500	500
Bromobenzene	ND	ug/L	40	500	500

Edward Van Doren
 Shaw Environmental & Infrastructure, Inc
 11 Northeastern Boulevard
 Salem, NH 07079-1953

Job Number: 360-2899-1

Client Sample ID: MW-210

Lab Sample ID: 360-2899-1

Date Sampled: 04/20/2006 1225

Date Received: 04/21/2006 1725

Analyte	Result/Qualifier	Unit	MDL	RL	Dilution
Method: 8260B	Date Prepared: 05/01/2006	1542	Date Analyzed: 05/01/2006	1542	
1,1,2,2-Tetrachloroethane	ND	ug/L	110	500	500
1,2,3-Trichloropropane	ND	ug/L	65	500	500
N-Propylbenzene	ND	ug/L	99	500	500
2-Chlorotoluene	ND	ug/L	78	500	500
1,3,5-Trimethylbenzene	ND	ug/L	78	500	500
4-Chlorotoluene	ND	ug/L	79	500	500
tert-Butylbenzene	ND	ug/L	98	500	500
1,2,4-Trimethylbenzene	ND	ug/L	83	500	500
sec-Butylbenzene	ND	ug/L	92	500	500
1,3-Dichlorobenzene	ND	ug/L	60	500	500
4-Isopropyltoluene	ND	ug/L	96	500	500
1,4-Dichlorobenzene	ND	ug/L	81	500	500
n-Butylbenzene	ND	ug/L	81	500	500
1,2-Dichlorobenzene	ND	ug/L	41	500	500
1,2-Dibromo-3-Chloropropane	ND	ug/L	150	2500	500
1,2,4-Trichlorobenzene	ND	ug/L	97	500	500
Hexachlorobutadiene	ND	ug/L	170	500	500
Naphthalene	ND	ug/L	95	2500	500
1,2,3-Trichlorobenzene	ND	ug/L	150	500	500
2,2-Dichloropropane	ND	ug/L	120	500	500
Surrogate				Acceptance Limits	
1,2-Dichloroethane-d4	94	%		70 - 130	
4-Bromofluorobenzene	97	%		70 - 130	
Dibromofluoromethane	99	%		70 - 130	
Toluene-d8	100	%		70 - 130	
Method: 300.0	Date Prepared:		Date Analyzed: 05/11/2006	1100	
Chloride	130	mg/L	0.93	10	10

Edward Van Doren
Shaw Environmental & Infrastructure, Inc
11 Northeastern Boulevard
Salem, NH 07079-1953

Job Number: 360-2899-1

Client Sample ID: MW-210

Lab Sample ID: 360-2899-1

Date Sampled: 04/20/2006 1225

Date Received: 04/21/2006 1725

Analyte	Result/Qualifier	Unit	RL	RL	Dilution
Method: 410.4	Date Prepared:		Date Analyzed: 05/01/2006 2007		
Chemical Oxygen Demand	ND	mg/L	20	20	1.0

Edward Van Doren
 Shaw Environmental & Infrastructure, Inc
 11 Northeastern Boulevard
 Salem, NH 07079-1953

Job Number: 360-2899-1

Client Sample ID: MW-211

Lab Sample ID: 360-2899-2

Date Sampled: 04/20/2006 1105

Date Received: 04/21/2006 1725

Analyte	Result/Qualifier	Unit	MDL	RL	Dilution
Method: 8260B	Date Prepared: 05/01/2006 2004		Date Analyzed: 05/01/2006 2004		
Chloromethane	ND	ug/L	250	1000	500
Vinyl chloride	ND	ug/L	110	500	500
Bromomethane	ND	ug/L	500	1000	500
Chloroethane	ND *	ug/L	110	1000	500
Trichlorofluoromethane	ND	ug/L	130	500	500
1,1-Dichloroethene	ND	ug/L	100	500	500
Acetone	ND *	ug/L	1900	25000	500
Methylene Chloride	ND	ug/L	250	1000	500
trans-1,2-Dichloroethene	ND	ug/L	110	500	500
Methyl tert-butyl ether	ND *	ug/L	150	500	500
1,1-Dichloroethane	ND	ug/L	90	500	500
cis-1,2-Dichloroethene	ND	ug/L	190	500	500
Methyl Ethyl Ketone	ND	ug/L	950	5000	500
Chlorobromomethane	ND	ug/L	58	500	500
Chloroform	ND	ug/L	75	500	500
1,1,1-Trichloroethane	ND	ug/L	130	500	500
1,1-Dichloropropene	ND	ug/L	110	500	500
Carbon tetrachloride	ND	ug/L	120	500	500
Benzene	ND	ug/L	72	500	500
1,2-Dichloroethane	ND	ug/L	42	500	500
Trichloroethene	ND	ug/L	94	500	500
1,2-Dichloropropane	ND	ug/L	85	500	500
Dibromomethane	ND	ug/L	53	500	500
Dichlorobromomethane	ND	ug/L	98	500	500
cis-1,3-Dichloropropene	ND	ug/L	250	250	500
methyl isobutyl ketone	ND	ug/L	510	5000	500
Toluene	ND	ug/L	250	500	500
trans-1,3-Dichloropropene	ND	ug/L	250	250	500
1,1,2-Trichloroethane	ND	ug/L	35	500	500
Tetrachloroethene	33000	ug/L	70	500	500
1,3-Dichloropropane	ND	ug/L	36	500	500
2-Hexanone	ND	ug/L	1000	5000	500
Chlorodibromomethane	ND	ug/L	44	500	500
Ethylene Dibromide	ND	ug/L	46	500	500
Chlorobenzene	ND	ug/L	74	500	500
1,1,1,2-Tetrachloroethane	ND	ug/L	500	500	500
Ethylbenzene	ND	ug/L	90	500	500
m-Xylene & p-Xylene	ND	ug/L	190	1000	500
o-Xylene	ND	ug/L	76	500	500
Styrene	ND	ug/L	69	500	500
Bromoform	ND	ug/L	65	500	500
Isopropylbenzene	ND	ug/L	250	500	500
Bromobenzene	ND	ug/L	40	500	500

Edward Van Doren
 Shaw Environmental & Infrastructure, Inc
 11 Northeastern Boulevard
 Salem, NH 07079-1953

Job Number: 360-2899-1

Client Sample ID: MW-211

Lab Sample ID: 360-2899-2

Date Sampled: 04/20/2006 1105

Date Received: 04/21/2006 1725

Analyte	Result/Qualifier	Unit	MDL	RL	Dilution
Method: 8260B	Date Prepared: 05/01/2006 2004		Date Analyzed: 05/01/2006 2004		
1,1,2,2-Tetrachloroethane	ND	ug/L	110	500	500
1,2,3-Trichloropropane	ND	ug/L	65	500	500
N-Propylbenzene	ND	ug/L	99	500	500
2-Chlorotoluene	ND	ug/L	78	500	500
1,3,5-Trimethylbenzene	ND	ug/L	78	500	500
4-Chlorotoluene	ND	ug/L	79	500	500
tert-Butylbenzene	ND	ug/L	98	500	500
1,2,4-Trimethylbenzene	ND	ug/L	83	500	500
sec-Butylbenzene	ND	ug/L	92	500	500
1,3-Dichlorobenzene	ND	ug/L	60	500	500
4-Isopropyltoluene	ND	ug/L	96	500	500
1,4-Dichlorobenzene	ND	ug/L	81	500	500
n-Butylbenzene	ND	ug/L	81	500	500
1,2-Dichlorobenzene	ND	ug/L	41	500	500
1,2-Dibromo-3-Chloropropane	ND	ug/L	150	2500	500
1,2,4-Trichlorobenzene	ND	ug/L	97	500	500
Hexachlorobutadiene	ND	ug/L	170	500	500
Naphthalene	ND	ug/L	95	2500	500
1,2,3-Trichlorobenzene	ND	ug/L	150	500	500
2,2-Dichloropropane	ND	ug/L	120	500	500
Surrogate				Acceptance Limits	
1,2-Dichloroethane-d4	96	%		70 - 130	
4-Bromofluorobenzene	98	%		70 - 130	
Dibromofluoromethane	99	%		70 - 130	
Toluene-d8	101	%		70 - 130	
Method: 300.0	Date Prepared:		Date Analyzed: 05/11/2006 1100		
Chloride	280	mg/L	0.93	10	10

Edward Van Doren
Shaw Environmental & Infrastructure, Inc
11 Northeastern Boulevard
Salem, NH 07079-1953

Job Number: 360-2899-1

Client Sample ID: MW-211

Lab Sample ID: 360-2899-2

Date Sampled: 04/20/2006 1105

Date Received: 04/21/2006 1725

Analyte	Result/Qualifier	Unit	RL	RL	Dilution
Method: 410.4	Date Prepared:		Date Analyzed: 05/01/2006	1954	
Chemical Oxygen Demand	ND	mg/L	20	20	1.0

Edward Van Doren
 Shaw Environmental & Infrastructure, Inc
 11 Northeastern Boulevard
 Salem, NH 07079-1953

Job Number: 360-2899-1

Client Sample ID: MW-212

Lab Sample ID: 360-2899-3

Date Sampled: 04/20/2006 1210

Date Received: 04/21/2006 1725

Analyte	Result/Qualifier	Unit	MDL	RL	Dilution
Method: 8260B	Date Prepared: 05/01/2006 1635		Date Analyzed: 05/01/2006 1635		
Chloromethane	ND	ug/L	10	40	20
Vinyl chloride	ND	ug/L	4.5	20	20
Bromomethane	ND	ug/L	20	40	20
Chloroethane	ND *	ug/L	4.4	40	20
Trichlorofluoromethane	ND	ug/L	5.1	20	20
1,1-Dichloroethene	ND	ug/L	4.0	20	20
Acetone	ND *	ug/L	76	1000	20
Methylene Chloride	ND	ug/L	10	40	20
trans-1,2-Dichloroethene	ND	ug/L	4.3	20	20
Methyl tert-butyl ether	ND *	ug/L	5.9	20	20
1,1-Dichloroethane	ND	ug/L	3.6	20	20
cis-1,2-Dichloroethene	ND	ug/L	7.7	20	20
Methyl Ethyl Ketone	ND	ug/L	38	200	20
Chlorobromomethane	ND	ug/L	2.3	20	20
Chloroform	ND	ug/L	3.0	20	20
1,1,1-Trichloroethane	ND	ug/L	5.2	20	20
1,1-Dichloropropene	ND	ug/L	4.4	20	20
Carbon tetrachloride	ND	ug/L	4.7	20	20
Benzene	ND	ug/L	2.9	20	20
1,2-Dichloroethane	ND	ug/L	1.7	20	20
Trichloroethene	ND	ug/L	3.8	20	20
1,2-Dichloropropane	ND	ug/L	3.4	20	20
Dibromomethane	ND	ug/L	2.1	20	20
Dichlorobromomethane	ND	ug/L	3.9	20	20
cis-1,3-Dichloropropene	ND	ug/L	10	10	20
methyl isobutyl ketone	ND	ug/L	20	200	20
Toluene	ND	ug/L	10	20	20
trans-1,3-Dichloropropene	ND	ug/L	10	10	20
1,1,2-Trichloroethane	ND	ug/L	1.4	20	20
Tetrachloroethene	850	ug/L	2.8	20	20
1,3-Dichloropropane	ND	ug/L	1.4	20	20
2-Hexanone	ND	ug/L	42	200	20
Chlorodibromomethane	ND	ug/L	1.7	20	20
Ethylene Dibromide	ND	ug/L	1.8	20	20
Chlorobenzene	ND	ug/L	2.9	20	20
1,1,1,2-Tetrachloroethane	ND	ug/L	20	20	20
Ethylbenzene	ND	ug/L	3.6	20	20
m-Xylene & p-Xylene	ND	ug/L	7.7	40	20
o-Xylene	ND	ug/L	3.0	20	20
Styrene	ND	ug/L	2.8	20	20
Bromoform	ND	ug/L	2.6	20	20
Isopropylbenzene	ND	ug/L	10	20	20
Bromobenzene	ND	ug/L	1.6	20	20

Edward Van Doren
 Shaw Environmental & Infrastructure, Inc
 11 Northeastern Boulevard
 Salem, NH 07079-1953

Job Number: 360-2899-1

Client Sample ID: MW-212

Lab Sample ID: 360-2899-3

Date Sampled: 04/20/2006 1210

Date Received: 04/21/2006 1725

Analyte	Result/Qualifier	Unit	MDL	RL	Dilution
Method: 8260B		Date Prepared: 05/01/2006 1635	Date Analyzed: 05/01/2006 1635		
1,1,2,2-Tetrachloroethane	ND	ug/L	4.5	20	20
1,2,3-Trichloropropane	ND	ug/L	2.6	20	20
N-Propylbenzene	ND	ug/L	4.0	20	20
2-Chlorotoluene	ND	ug/L	3.1	20	20
1,3,5-Trimethylbenzene	ND	ug/L	3.1	20	20
4-Chlorotoluene	ND	ug/L	3.2	20	20
tert-Butylbenzene	ND	ug/L	3.9	20	20
1,2,4-Trimethylbenzene	ND	ug/L	3.3	20	20
sec-Butylbenzene	ND	ug/L	3.7	20	20
1,3-Dichlorobenzene	ND	ug/L	2.4	20	20
4-Isopropyltoluene	ND	ug/L	3.8	20	20
1,4-Dichlorobenzene	ND	ug/L	3.2	20	20
n-Butylbenzene	ND	ug/L	3.2	20	20
1,2-Dichlorobenzene	ND	ug/L	1.6	20	20
1,2-Dibromo-3-Chloropropane	ND	ug/L	5.9	100	20
1,2,4-Trichlorobenzene	ND	ug/L	3.9	20	20
Hexachlorobutadiene	ND	ug/L	6.9	20	20
Naphthalene	ND	ug/L	3.8	100	20
1,2,3-Trichlorobenzene	ND	ug/L	5.9	20	20
2,2-Dichloropropane	ND	ug/L	4.9	20	20
Surrogate			Acceptance Limits		
1,2-Dichloroethane-d4	96	%	70 - 130		
4-Bromofluorobenzene	97	%	70 - 130		
Dibromofluoromethane	99	%	70 - 130		
Toluene-d8	99	%	70 - 130		
Method: 300.0		Date Prepared:	Date Analyzed: 05/11/2006 1100		
Chloride	150	mg/L	0.93	10	10

Edward Van Doren
Shaw Environmental & Infrastructure, Inc
11 Northeastern Boulevard
Salem, NH 07079-1953

Job Number: 360-2899-1

Client Sample ID: MW-212

Lab Sample ID: 360-2899-3

Date Sampled: 04/20/2006 1210

Date Received: 04/21/2006 1725

Analyte	Result/Qualifier	Unit	RL	RL	Dilution
Method: 410.4	Date Prepared:		Date Analyzed: 05/01/2006	1954	
Chemical Oxygen Demand	ND	mg/L	20	20	1.0

Edward Van Doren
 Shaw Environmental & Infrastructure, Inc
 11 Northeastern Boulevard
 Salem, NH 07079-1953

Job Number: 360-2899-1

Client Sample ID: MW-213

Lab Sample ID: 360-2899-4

Date Sampled: 04/20/2006 1130

Date Received: 04/21/2006 1725

Analyte	Result/Qualifier	Unit	MDL	RL	Dilution
Method: 8260B	Date Prepared: 05/01/2006 1658		Date Analyzed: 05/01/2006 1658		
Chloromethane	ND	ug/L	100	400	200
Vinyl chloride	ND	ug/L	45	200	200
Bromomethane	ND	ug/L	200	400	200
Chloroethane	ND *	ug/L	44	400	200
Trichlorofluoromethane	ND	ug/L	51	200	200
1,1-Dichloroethene	ND	ug/L	40	200	200
Acetone	ND *	ug/L	760	10000	200
Methylene Chloride	ND	ug/L	100	400	200
trans-1,2-Dichloroethene	ND	ug/L	43	200	200
Methyl tert-butyl ether	ND *	ug/L	59	200	200
1,1-Dichloroethane	ND	ug/L	36	200	200
cis-1,2-Dichloroethene	ND	ug/L	77	200	200
Methyl Ethyl Ketone	ND	ug/L	380	2000	200
Chlorobromomethane	ND	ug/L	23	200	200
Chloroform	ND	ug/L	30	200	200
1,1,1-Trichloroethane	ND	ug/L	52	200	200
1,1-Dichloropropene	ND	ug/L	44	200	200
Carbon tetrachloride	ND	ug/L	47	200	200
Benzene	ND	ug/L	29	200	200
1,2-Dichloroethane	ND	ug/L	17	200	200
Trichloroethene	190 J	ug/L	38	200	200
1,2-Dichloropropane	ND	ug/L	34	200	200
Dibromomethane	ND	ug/L	21	200	200
Dichlorobromomethane	ND	ug/L	39	200	200
cis-1,3-Dichloropropene	ND	ug/L	100	100	200
methyl isobutyl ketone	ND	ug/L	200	2000	200
Toluene	ND	ug/L	100	200	200
trans-1,3-Dichloropropene	ND	ug/L	100	100	200
1,1,2-Trichloroethane	ND	ug/L	14	200	200
Tetrachloroethene	4900	ug/L	28	200	200
1,3-Dichloropropane	ND	ug/L	14	200	200
2-Hexanone	ND	ug/L	420	2000	200
Chlorodibromomethane	ND	ug/L	17	200	200
Ethylene Dibromide	ND	ug/L	18	200	200
Chlorobenzene	ND	ug/L	29	200	200
1,1,1,2-Tetrachloroethane	ND	ug/L	200	200	200
Ethylbenzene	ND	ug/L	36	200	200
m-Xylene & p-Xylene	ND	ug/L	77	400	200
o-Xylene	ND	ug/L	30	200	200
Styrene	ND	ug/L	28	200	200
Bromoform	ND	ug/L	26	200	200
Isopropylbenzene	ND	ug/L	100	200	200
Bromobenzene	ND	ug/L	16	200	200

Edward Van Doren
 Shaw Environmental & Infrastructure, Inc
 11 Northeastern Boulevard
 Salem, NH 07079-1953

Job Number: 360-2899-1

Client Sample ID: MW-213

Lab Sample ID: 360-2899-4

Date Sampled: 04/20/2006 1130

Date Received: 04/21/2006 1725

Analyte	Result/Qualifier	Unit	MDL	RL	Dilution
Method: 8260B	Date Prepared: 05/01/2006 1658		Date Analyzed: 05/01/2006 1658		
1,1,2,2-Tetrachloroethane	ND	ug/L	45	200	200
1,2,3-Trichloropropane	ND	ug/L	26	200	200
N-Propylbenzene	ND	ug/L	40	200	200
2-Chlorotoluene	ND	ug/L	31	200	200
1,3,5-Trimethylbenzene	ND	ug/L	31	200	200
4-Chlorotoluene	ND	ug/L	32	200	200
tert-Butylbenzene	ND	ug/L	39	200	200
1,2,4-Trimethylbenzene	ND	ug/L	33	200	200
sec-Butylbenzene	ND	ug/L	37	200	200
1,3-Dichlorobenzene	ND	ug/L	24	200	200
4-Isopropyltoluene	ND	ug/L	38	200	200
1,4-Dichlorobenzene	ND	ug/L	32	200	200
n-Butylbenzene	ND	ug/L	32	200	200
1,2-Dichlorobenzene	ND	ug/L	16	200	200
1,2-Dibromo-3-Chloropropane	ND	ug/L	59	1000	200
1,2,4-Trichlorobenzene	ND	ug/L	39	200	200
Hexachlorobutadiene	ND	ug/L	69	200	200
Naphthalene	ND	ug/L	38	1000	200
1,2,3-Trichlorobenzene	ND	ug/L	59	200	200
2,2-Dichloropropane	ND	ug/L	49	200	200
Surrogate				Acceptance Limits	
1,2-Dichloroethane-d4	94	%		70 - 130	
4-Bromofluorobenzene	98	%		70 - 130	
Dibromofluoromethane	100	%		70 - 130	
Toluene-d8	99	%		70 - 130	
Method: 300.0	Date Prepared:		Date Analyzed: 05/11/2006 1100		
Chloride	300	mg/L	0.93	10	10

Edward Van Doren
Shaw Environmental & Infrastructure, Inc
11 Northeastern Boulevard
Salem, NH 07079-1953

Job Number: 360-2899-1

Client Sample ID: MW-213

Lab Sample ID: 360-2899-4

Date Sampled: 04/20/2006 1130

Date Received: 04/21/2006 1725

Analyte	Result/Qualifier	Unit	RL	RL	Dilution
Method: 410.4	Date Prepared:		Date Analyzed: 05/01/2006 1954		
Chemical Oxygen Demand	ND	mg/L	20	20	1.0

Edward Van Doren
 Shaw Environmental & Infrastructure, Inc
 11 Northeastern Boulevard
 Salem, NH 07079-1953

Job Number: 360-2899-1

Client Sample ID: MW-214

Lab Sample ID: 360-2899-5

Date Sampled: 04/20/2006 1020

Date Received: 04/21/2006 1725

Analyte	Result/Qualifier	Unit	MDL	RL	Dilution
Method: 8260B	Date Prepared: 05/01/2006 1720		Date Analyzed: 05/01/2006 1720		
Chloromethane	ND	ug/L	250	1000	500
Vinyl chloride	ND	ug/L	110	500	500
Bromomethane	ND	ug/L	500	1000	500
Chloroethane	ND *	ug/L	110	1000	500
Trichlorofluoromethane	ND	ug/L	130	500	500
1,1-Dichloroethene	ND	ug/L	100	500	500
Acetone	ND *	ug/L	1900	25000	500
Methylene Chloride	ND	ug/L	250	1000	500
trans-1,2-Dichloroethene	ND	ug/L	110	500	500
Methyl tert-butyl ether	ND *	ug/L	150	500	500
1,1-Dichloroethane	ND	ug/L	90	500	500
cis-1,2-Dichloroethene	ND	ug/L	190	500	500
Methyl Ethyl Ketone	ND	ug/L	950	5000	500
Chlorobromomethane	ND	ug/L	58	500	500
Chloroform	ND	ug/L	75	500	500
1,1,1-Trichloroethane	ND	ug/L	130	500	500
1,1-Dichloropropene	ND	ug/L	110	500	500
Carbon tetrachloride	ND	ug/L	120	500	500
Benzene	ND	ug/L	72	500	500
1,2-Dichloroethane	ND	ug/L	42	500	500
Trichloroethene	ND	ug/L	94	500	500
1,2-Dichloropropane	ND	ug/L	85	500	500
Dibromomethane	ND	ug/L	53	500	500
Dichlorobromomethane	ND	ug/L	98	500	500
cis-1,3-Dichloropropene	ND	ug/L	250	250	500
methyl isobutyl ketone	ND	ug/L	510	5000	500
Toluene	ND	ug/L	250	500	500
trans-1,3-Dichloropropene	ND	ug/L	250	250	500
1,1,2-Trichloroethane	ND	ug/L	35	500	500
Tetrachloroethene	7700	ug/L	70	500	500
1,3-Dichloropropane	ND	ug/L	36	500	500
2-Hexanone	ND	ug/L	1000	5000	500
Chlorodibromomethane	ND	ug/L	44	500	500
Ethylene Dibromide	ND	ug/L	46	500	500
Chlorobenzene	ND	ug/L	74	500	500
1,1,1,2-Tetrachloroethane	ND	ug/L	500	500	500
Ethylbenzene	ND	ug/L	90	500	500
m-Xylene & p-Xylene	ND	ug/L	190	1000	500
o-Xylene	ND	ug/L	76	500	500
Styrene	ND	ug/L	69	500	500
Bromoform	ND	ug/L	65	500	500
Isopropylbenzene	ND	ug/L	250	500	500
Bromobenzene	ND	ug/L	40	500	500

Edward Van Doren
 Shaw Environmental & Infrastructure, Inc
 11 Northeastern Boulevard
 Salem, NH 07079-1953

Job Number: 360-2899-1

Client Sample ID: MW-214

Lab Sample ID: 360-2899-5

Date Sampled: 04/20/2006 1020

Date Received: 04/21/2006 1725

Analyte	Result/Qualifier	Unit	MDL	RL	Dilution
Method: 8260B	Date Prepared: 05/01/2006 1720		Date Analyzed: 05/01/2006 1720		
1,1,2,2-Tetrachloroethane	ND	ug/L	110	500	500
1,2,3-Trichloropropane	ND	ug/L	65	500	500
N-Propylbenzene	ND	ug/L	99	500	500
2-Chlorotoluene	ND	ug/L	78	500	500
1,3,5-Trimethylbenzene	ND	ug/L	78	500	500
4-Chlorotoluene	ND	ug/L	79	500	500
tert-Butylbenzene	ND	ug/L	98	500	500
1,2,4-Trimethylbenzene	ND	ug/L	83	500	500
sec-Butylbenzene	ND	ug/L	92	500	500
1,3-Dichlorobenzene	ND	ug/L	60	500	500
4-Isopropyltoluene	ND	ug/L	96	500	500
1,4-Dichlorobenzene	ND	ug/L	81	500	500
n-Butylbenzene	ND	ug/L	81	500	500
1,2-Dichlorobenzene	ND	ug/L	41	500	500
1,2-Dibromo-3-Chloropropane	ND	ug/L	150	2500	500
1,2,4-Trichlorobenzene	ND	ug/L	97	500	500
Hexachlorobutadiene	ND	ug/L	170	500	500
Naphthalene	ND	ug/L	95	2500	500
1,2,3-Trichlorobenzene	ND	ug/L	150	500	500
2,2-Dichloropropane	ND	ug/L	120	500	500
Surrogate			Acceptance Limits		
1,2-Dichloroethane-d4	95	%		70 - 130	
4-Bromofluorobenzene	97	%		70 - 130	
Dibromofluoromethane	99	%		70 - 130	
Toluene-d8	100	%		70 - 130	
Method: 300.0	Date Prepared:		Date Analyzed: 05/11/2006 1328		
Chloride	290	mg/L	0.93	10	10

Edward Van Doren
Shaw Environmental & Infrastructure, Inc
11 Northeastern Boulevard
Salem, NH 07079-1953

Job Number: 360-2899-1

Client Sample ID: MW-214

Lab Sample ID: 360-2899-5

Date Sampled: 04/20/2006 1020

Date Received: 04/21/2006 1725

Analyte	Result/Qualifier	Unit	RL	RL	Dilution
Method: 410.4	Date Prepared:		Date Analyzed: 05/01/2006 1954		
Chemical Oxygen Demand	27	mg/L	20	20	1.0

Edward Van Doren
 Shaw Environmental & Infrastructure, Inc
 11 Northeastern Boulevard
 Salem, NH 07079-1953

Job Number: 360-2899-1

Client Sample ID: MW-215

Lab Sample ID: 360-2899-6

Date Sampled: 04/20/2006 1035

Date Received: 04/21/2006 1725

Analyte	Result/Qualifier	Unit	MDL	RL	Dilution
Method: 8260B	Date Prepared: 05/03/2006 1939		Date Analyzed: 05/03/2006 1939		
Chloromethane	ND	ug/L	250	1000	500
Vinyl chloride	ND	ug/L	110	500	500
Bromomethane	ND	ug/L	500	1000	500
Chloroethane	ND	ug/L	110	1000	500
Trichlorofluoromethane	ND	ug/L	130	500	500
1,1-Dichloroethene	ND	ug/L	100	500	500
Acetone	ND	ug/L	1900	25000	500
Methylene Chloride	ND	ug/L	250	1000	500
trans-1,2-Dichloroethene	ND	ug/L	110	500	500
Methyl tert-butyl ether	ND	ug/L	150	500	500
1,1-Dichloroethane	ND	ug/L	90	500	500
cis-1,2-Dichloroethene	ND	ug/L	190	500	500
Methyl Ethyl Ketone	ND	ug/L	950	5000	500
Chlorobromomethane	ND	ug/L	58	500	500
Chloroform	ND	ug/L	75	500	500
1,1,1-Trichloroethane	ND	ug/L	130	500	500
1,1-Dichloropropene	ND	ug/L	110	500	500
Carbon tetrachloride	ND	ug/L	120	500	500
Benzene	ND	ug/L	72	500	500
1,2-Dichloroethane	ND	ug/L	42	500	500
Trichloroethene	ND	ug/L	94	500	500
1,2-Dichloropropane	ND	ug/L	85	500	500
Dibromomethane	ND	ug/L	53	500	500
Dichlorobromomethane	ND	ug/L	98	500	500
cis-1,3-Dichloropropene	ND	ug/L	250	250	500
methyl isobutyl ketone	ND	ug/L	510	5000	500
Toluene	ND	ug/L	250	500	500
trans-1,3-Dichloropropene	ND	ug/L	250	250	500
1,1,2-Trichloroethane	ND	ug/L	35	500	500
Tetrachloroethene	25000	ug/L	70	500	500
1,3-Dichloropropane	ND	ug/L	36	500	500
2-Hexanone	ND	ug/L	1000	5000	500
Chlorodibromomethane	ND	ug/L	44	500	500
Ethylene Dibromide	ND	ug/L	46	500	500
Chlorobenzene	ND	ug/L	74	500	500
1,1,1,2-Tetrachloroethane	ND	ug/L	500	500	500
Ethylbenzene	ND	ug/L	90	500	500
m-Xylene & p-Xylene	ND	ug/L	190	1000	500
o-Xylene	ND	ug/L	76	500	500
Styrene	ND	ug/L	69	500	500
Bromoform	ND	ug/L	65	500	500
Isopropylbenzene	ND	ug/L	250	500	500
Bromobenzene	ND	ug/L	40	500	500

Edward Van Doren
 Shaw Environmental & Infrastructure, Inc
 11 Northeastern Boulevard
 Salem, NH 07079-1953

Job Number: 360-2899-1

Client Sample ID: MW-215

Lab Sample ID: 360-2899-6

Date Sampled: 04/20/2006 1035

Date Received: 04/21/2006 1725

Analyte	Result/Qualifier	Unit	MDL	RL	Dilution
Method: 8260B	Date Prepared: 05/03/2006 1939		Date Analyzed: 05/03/2006 1939		
1,1,2,2-Tetrachloroethane	ND	ug/L	110	500	500
1,2,3-Trichloropropane	ND	ug/L	65	500	500
N-Propylbenzene	ND	ug/L	99	500	500
2-Chlorotoluene	ND	ug/L	78	500	500
1,3,5-Trimethylbenzene	ND	ug/L	78	500	500
4-Chlorotoluene	ND	ug/L	79	500	500
tert-Butylbenzene	ND	ug/L	98	500	500
1,2,4-Trimethylbenzene	ND	ug/L	83	500	500
sec-Butylbenzene	ND	ug/L	92	500	500
1,3-Dichlorobenzene	ND	ug/L	60	500	500
4-Isopropyltoluene	ND	ug/L	96	500	500
1,4-Dichlorobenzene	ND	ug/L	81	500	500
n-Butylbenzene	ND	ug/L	81	500	500
1,2-Dichlorobenzene	ND	ug/L	41	500	500
1,2-Dibromo-3-Chloropropane	ND	ug/L	150	2500	500
1,2,4-Trichlorobenzene	ND	ug/L	97	500	500
Hexachlorobutadiene	ND	ug/L	170	500	500
Naphthalene	ND	ug/L	95	2500	500
1,2,3-Trichlorobenzene	ND	ug/L	150	500	500
2,2-Dichloropropane	ND	ug/L	120	500	500
Surrogate			Acceptance Limits		
1,2-Dichloroethane-d4	97	%	70 - 130		
4-Bromofluorobenzene	96	%	70 - 130		
Dibromofluoromethane	100	%	70 - 130		
Toluene-d8	99	%	70 - 130		
Method: 300.0	Date Prepared:		Date Analyzed: 05/11/2006 1328		
Chloride	290	mg/L	0.93	10	10

Edward Van Doren
Shaw Environmental & Infrastructure, Inc
11 Northeastern Boulevard
Salem, NH 07079-1953

Job Number: 360-2899-1

Client Sample ID: MW-215

Lab Sample ID: 360-2899-6

Date Sampled: 04/20/2006 1035

Date Received: 04/21/2006 1725

Analyte	Result/Qualifier	Unit	RL	RL	Dilution
Method: 410.4	Date Prepared:		Date Analyzed: 05/01/2006 1954		
Chemical Oxygen Demand	ND	mg/L	20	20	1.0

Edward Van Doren
 Shaw Environmental & Infrastructure, Inc
 11 Northeastern Boulevard
 Salem, NH 07079-1953

Job Number: 360-2899-1

Client Sample ID: Trip B

Lab Sample ID: 360-2899-7

Date Sampled: 03/23/2006 0330

Date Received: 04/21/2006 1725

Analyte	Result/Qualifier	Unit	MDL	RL	Dilution
Method: 8260B	Date Prepared: 05/01/2006 1806		Date Analyzed: 05/01/2006 1806		
Chloromethane	ND H	ug/L	0.50	2.0	1.0
Vinyl chloride	ND H	ug/L	0.22	1.0	1.0
Bromomethane	ND H	ug/L	1.0	2.0	1.0
Chloroethane	ND H*	ug/L	0.22	2.0	1.0
Trichlorofluoromethane	ND H	ug/L	0.26	1.0	1.0
1,1-Dichloroethene	ND H	ug/L	0.20	1.0	1.0
Acetone	ND H*	ug/L	3.8	50	1.0
Methylene Chloride	ND H	ug/L	0.50	2.0	1.0
trans-1,2-Dichloroethene	ND H	ug/L	0.21	1.0	1.0
Methyl tert-butyl ether	ND H*	ug/L	0.30	1.0	1.0
1,1-Dichloroethane	ND H	ug/L	0.18	1.0	1.0
cis-1,2-Dichloroethene	ND H	ug/L	0.39	1.0	1.0
Methyl Ethyl Ketone	ND H	ug/L	1.9	10	1.0
Chlorobromomethane	ND H	ug/L	0.12	1.0	1.0
Chloroform	ND H	ug/L	0.15	1.0	1.0
1,1,1-Trichloroethane	ND H	ug/L	0.26	1.0	1.0
1,1-Dichloropropene	ND H	ug/L	0.22	1.0	1.0
Carbon tetrachloride	ND H	ug/L	0.24	1.0	1.0
Benzene	ND H	ug/L	0.14	1.0	1.0
1,2-Dichloroethane	ND H	ug/L	0.083	1.0	1.0
Trichloroethene	ND H	ug/L	0.19	1.0	1.0
1,2-Dichloropropane	ND H	ug/L	0.17	1.0	1.0
Dibromomethane	ND H	ug/L	0.11	1.0	1.0
Dichlorobromomethane	ND H	ug/L	0.20	1.0	1.0
cis-1,3-Dichloropropene	ND H	ug/L	0.50	0.50	1.0
methyl isobutyl ketone	ND H	ug/L	1.0	10	1.0
Toluene	ND H	ug/L	0.50	1.0	1.0
trans-1,3-Dichloropropene	ND H	ug/L	0.50	0.50	1.0
1,1,2-Trichloroethane	ND H	ug/L	0.069	1.0	1.0
Tetrachloroethene	ND H	ug/L	0.14	1.0	1.0
1,3-Dichloropropane	ND H	ug/L	0.072	1.0	1.0
2-Hexanone	ND H	ug/L	2.1	10	1.0
Chlorodibromomethane	ND H	ug/L	0.087	1.0	1.0
Ethylene Dibromide	ND H	ug/L	0.092	1.0	1.0
Chlorobenzene	ND H	ug/L	0.15	1.0	1.0
1,1,1,2-Tetrachloroethane	ND H	ug/L	1.0	1.0	1.0
Ethylbenzene	ND H	ug/L	0.18	1.0	1.0
m-Xylene & p-Xylene	ND H	ug/L	0.38	2.0	1.0
o-Xylene	ND H	ug/L	0.15	1.0	1.0
Styrene	ND H	ug/L	0.14	1.0	1.0
Bromoform	ND H	ug/L	0.13	1.0	1.0
Isopropylbenzene	ND H	ug/L	0.50	1.0	1.0
Bromobenzene	ND H	ug/L	0.079	1.0	1.0

Edward Van Doren
 Shaw Environmental & Infrastructure, Inc
 11 Northeastern Boulevard
 Salem, NH 07079-1953

Job Number: 360-2899-1

Client Sample ID: Trip B

Lab Sample ID: 360-2899-7

Date Sampled: 03/23/2006 0330

Date Received: 04/21/2006 1725

Analyte	Result/Qualifier	Unit	MDL	RL	Dilution
Method: 8260B	Date Prepared: 05/01/2006 1806		Date Analyzed: 05/01/2006 1806		
1,1,2,2-Tetrachloroethane	ND H	ug/L	0.23	1.0	1.0
1,2,3-Trichloropropane	ND H	ug/L	0.13	1.0	1.0
N-Propylbenzene	ND H	ug/L	0.20	1.0	1.0
2-Chlorotoluene	ND H	ug/L	0.16	1.0	1.0
1,3,5-Trimethylbenzene	ND H	ug/L	0.16	1.0	1.0
4-Chlorotoluene	ND H	ug/L	0.16	1.0	1.0
tert-Butylbenzene	ND H	ug/L	0.20	1.0	1.0
1,2,4-Trimethylbenzene	ND H	ug/L	0.17	1.0	1.0
sec-Butylbenzene	ND H	ug/L	0.18	1.0	1.0
1,3-Dichlorobenzene	ND H	ug/L	0.12	1.0	1.0
4-Isopropyltoluene	ND H	ug/L	0.19	1.0	1.0
1,4-Dichlorobenzene	ND H	ug/L	0.16	1.0	1.0
n-Butylbenzene	ND H	ug/L	0.16	1.0	1.0
1,2-Dichlorobenzene	ND H	ug/L	0.082	1.0	1.0
1,2-Dibromo-3-Chloropropane	ND H	ug/L	0.30	5.0	1.0
1,2,4-Trichlorobenzene	ND H	ug/L	0.19	1.0	1.0
Hexachlorobutadiene	ND H	ug/L	0.35	1.0	1.0
Naphthalene	ND H	ug/L	0.19	5.0	1.0
1,2,3-Trichlorobenzene	ND H	ug/L	0.29	1.0	1.0
2,2-Dichloropropane	ND H	ug/L	0.25	1.0	1.0
Surrogate				Acceptance Limits	
1,2-Dichloroethane-d4	95	%		70 - 130	
4-Bromofluorobenzene	96	%		70 - 130	
Dibromofluoromethane	98	%		70 - 130	
Toluene-d8	99	%		70 - 130	

DATA REPORTING QUALIFIERS

Client: Shaw Environmental & Infrastructure, Inc

Job Number: 360-2899-1

Lab Section	Qualifier	Description
GC/MS VOA	*	LCS, LCSD, MS, MSD, MD, or Surrogate exceeds the control limits
	J	Result is less than the RL but greater than or equal to the MDL and the concentration is an approximate value.
	H	Sample was prepped or analyzed beyond the specified holding time

QUALITY CONTROL RESULTS

Quality Control Results

Client: Shaw Environmental & Infrastructure, Inc

Job Number: 360-2899-1

QC Association Summary

Lab Sample ID	Client Sample ID	Client Matrix	Method	Prep Batch
GC/MS VOA				
Analysis Batch:360-5847				
LCS 360-5847/16	Lab Control Spike	Water	8260B	
LCSD 360-5847/1	Lab Control Spike Duplicate	Water	8260B	
MB 360-5847/2	Method Blank	Water	8260B	
360-2899-1	MW-210	Water	8260B	
360-2899-2	MW-211	Water	8260B	
360-2899-3	MW-212	Water	8260B	
360-2899-4	MW-213	Water	8260B	
360-2899-5	MW-214	Water	8260B	
360-2899-7TB	Trip B	Water	8260B	
Analysis Batch:360-5919				
LCS 360-5919/1	Lab Control Spike	Water	8260B	
LCSD 360-5919/2	Lab Control Spike Duplicate	Water	8260B	
MB 360-5919/3	Method Blank	Water	8260B	
360-2899-6	MW-215	Water	8260B	

Quality Control Results

Client: Shaw Environmental & Infrastructure, Inc

Job Number: 360-2899-1

QC Association Summary

Lab Sample ID	Client Sample ID	Client Matrix	Method	Prep Batch
General Chemistry				
Analysis Batch:360-5723				
LCS 360-5723/2	Lab Control Spike	Water	410.4	
MB 360-5723/1	Method Blank	Water	410.4	
360-2899-2	MW-211	Water	410.4	
360-2899-3	MW-212	Water	410.4	
360-2899-4	MW-213	Water	410.4	
360-2899-5	MW-214	Water	410.4	
360-2899-6	MW-215	Water	410.4	
Analysis Batch:360-5725				
LCS 360-5725/2	Lab Control Spike	Water	410.4	
MB 360-5725/1	Method Blank	Water	410.4	
360-2899-1	MW-210	Water	410.4	
Analysis Batch:360-6149				
LCS 360-6149/2	Lab Control Spike	Water	300.0	
MB 360-6149/1	Method Blank	Water	300.0	
360-2899-1	MW-210	Water	300.0	
360-2899-2	MW-211	Water	300.0	
360-2899-3	MW-212	Water	300.0	
360-2899-4	MW-213	Water	300.0	
Analysis Batch:360-6150				
LCS 360-6150/2	Lab Control Spike	Water	300.0	
MB 360-6150/1	Method Blank	Water	300.0	
360-2899-5	MW-214	Water	300.0	
360-2899-5MS	Matrix Spike	Water	300.0	
360-2899-5MSD	Matrix Spike Duplicate	Water	300.0	
360-2899-6	MW-215	Water	300.0	

Quality Control Results

Client: Shaw Environmental & Infrastructure, Inc

Job Number: 360-2899-1

Method Blank - Batch: 360-5847

Method: 8260B
Preparation: 5030B

Lab Sample ID: MB 360-5847/2
Client Matrix: Water
Dilution: 1.0
Date Analyzed: 05/01/2006 1457
Date Prepared: 05/01/2006 1457

Analysis Batch: 360-5847
Prep Batch: N/A
Units: ug/L

Instrument ID: Agilent 5890+/5973 GC/MS
Lab File ID: V05196.D
Initial Weight/Volume: 25 mL
Final Weight/Volume: 25 mL

Analyte	Result	Qual	MDL	RL
Chloromethane	ND		0.50	2.0
Vinyl chloride	ND		0.22	1.0
Bromomethane	ND		1.0	2.0
Chloroethane	ND		0.22	2.0
Trichlorofluoromethane	ND		0.26	1.0
1,1-Dichloroethene	ND		0.20	1.0
Acetone	ND		3.8	50
Methylene Chloride	ND		0.50	2.0
trans-1,2-Dichloroethene	ND		0.21	1.0
Methyl tert-butyl ether	ND		0.30	1.0
1,1-Dichloroethane	ND		0.18	1.0
cis-1,2-Dichloroethene	ND		0.39	1.0
Methyl Ethyl Ketone	ND		1.9	10
Chlorobromomethane	ND		0.12	1.0
Chloroform	ND		0.15	1.0
1,1,1-Trichloroethane	ND		0.26	1.0
1,1-Dichloropropene	ND		0.22	1.0
Carbon tetrachloride	ND		0.24	1.0
Benzene	ND		0.14	1.0
1,2-Dichloroethane	ND		0.083	1.0
Trichloroethene	ND		0.19	1.0
1,2-Dichloropropane	ND		0.17	1.0
Dibromomethane	ND		0.11	1.0
Dichlorobromomethane	ND		0.20	1.0
cis-1,3-Dichloropropene	ND		0.50	0.50
methyl isobutyl ketone	ND		1.0	10
Toluene	ND		0.50	1.0
trans-1,3-Dichloropropene	ND		0.50	0.50
1,1,2-Trichloroethane	ND		0.069	1.0
Tetrachloroethene	ND		0.14	1.0
1,3-Dichloropropane	ND		0.072	1.0
2-Hexanone	ND		2.1	10
Chlorodibromomethane	ND		0.087	1.0
Ethylene Dibromide	ND		0.092	1.0
Chlorobenzene	ND		0.15	1.0
1,1,1,2-Tetrachloroethane	ND		1.0	1.0
Ethylbenzene	ND		0.18	1.0
m-Xylene & p-Xylene	ND		0.38	2.0
o-Xylene	ND		0.15	1.0
Styrene	ND		0.14	1.0
Bromoform	ND		0.13	1.0

Calculations are performed before rounding to avoid round-off errors in calculated results.

Quality Control Results

Client: Shaw Environmental & Infrastructure, Inc

Job Number: 360-2899-1

Method Blank - Batch: 360-5847

**Method: 8260B
Preparation: 5030B**

Lab Sample ID: MB 360-5847/2
Client Matrix: Water
Dilution: 1.0
Date Analyzed: 05/01/2006 1457
Date Prepared: 05/01/2006 1457

Analysis Batch: 360-5847
Prep Batch: N/A
Units: ug/L

Instrument ID: Agilent 5890+/5973 GC/MS
Lab File ID: V05196.D
Initial Weight/Volume: 25 mL
Final Weight/Volume: 25 mL

Analyte	Result	Qual	MDL	RL
Isopropylbenzene	ND		0.50	1.0
Bromobenzene	ND		0.079	1.0
1,1,2,2-Tetrachloroethane	ND		0.23	1.0
1,2,3-Trichloropropane	ND		0.13	1.0
N-Propylbenzene	ND		0.20	1.0
2-Chlorotoluene	ND		0.16	1.0
1,3,5-Trimethylbenzene	ND		0.16	1.0
4-Chlorotoluene	ND		0.16	1.0
tert-Butylbenzene	ND		0.20	1.0
1,2,4-Trimethylbenzene	ND		0.17	1.0
sec-Butylbenzene	ND		0.18	1.0
1,3-Dichlorobenzene	ND		0.12	1.0
4-Isopropyltoluene	ND		0.19	1.0
1,4-Dichlorobenzene	ND		0.16	1.0
n-Butylbenzene	ND		0.16	1.0
1,2-Dichlorobenzene	ND		0.082	1.0
1,2-Dibromo-3-Chloropropane	ND		0.30	5.0
1,2,4-Trichlorobenzene	ND		0.19	1.0
Hexachlorobutadiene	ND		0.35	1.0
Naphthalene	ND		0.19	5.0
1,2,3-Trichlorobenzene	ND		0.29	1.0
2,2-Dichloropropane	ND		0.25	1.0

Surrogate	% Rec	Acceptance Limits
1,2-Dichloroethane-d4	94	70 - 130
4-Bromofluorobenzene	98	70 - 130
Dibromofluoromethane	99	70 - 130
Toluene-d8	100	70 - 130

Calculations are performed before rounding to avoid round-off errors in calculated results.

Quality Control Results

Client: Shaw Environmental & Infrastructure, Inc

Job Number: 360-2899-1

**Laboratory Control/
Laboratory Control Duplicate Recovery Report - Batch: 360-5847**

**Method: 8260B
Preparation: 5030B**

LCS Lab Sample ID: LCS 360-5847/16
Client Matrix: Water
Dilution: 1.0
Date Analyzed: 05/01/2006 1317
Date Prepared: 05/01/2006 1317

Analysis Batch: 360-5847
Prep Batch: N/A
Units: ug/L

Instrument ID: Agilent 5890+/5973 GC/MS
Lab File ID: V05193.D
Initial Weight/Volume: 25 mL
Final Weight/Volume: 25 mL

LCSD Lab Sample ID: LCSD 360-5847/1
Client Matrix: Water
Dilution: 1.0
Date Analyzed: 05/01/2006 1341
Date Prepared: 05/01/2006 1341

Analysis Batch: 360-5847
Prep Batch: N/A
Units: ug/L

Instrument ID: Agilent 5890+/5973 GC/N
Lab File ID: V05194.D
Initial Weight/Volume: 25 mL
Final Weight/Volume: 25 mL

Analyte	% Rec.		Limit	RPD	RPD Limit	LCS Qual	LCSD Qual
	LCS	LCSD					
Chloromethane	112	99	70 - 130	12	25		
Vinyl chloride	112	94	70 - 130	17	25		
Bromomethane	108	97	70 - 130	11	25		
Chloroethane	81	66	70 - 130	20	25		*
Trichlorofluoromethane	121	108	70 - 130	11	25		
1,1-Dichloroethene	88	77	70 - 130	14	25		
Acetone	56	50	70 - 130	12	25	*	*
Methylene Chloride	94	81	70 - 130	15	25		
trans-1,2-Dichloroethene	89	78	70 - 130	14	25		
Methyl tert-butyl ether	81	68	70 - 130	18	25		*
1,1-Dichloroethane	77	98	70 - 130	24	25		
cis-1,2-Dichloroethene	99	95	70 - 130	3	25		
Methyl Ethyl Ketone	75	70	70 - 130	7	25		
Chlorobromomethane	95	91	70 - 130	4	25		
Chloroform	98	96	70 - 130	2	25		
1,1,1-Trichloroethane	100	96	70 - 130	4	25		
1,1-Dichloropropene	99	97	70 - 130	2	25		
Carbon tetrachloride	102	99	70 - 130	3	25		
Benzene	95	94	70 - 130	2	25		
1,2-Dichloroethane	95	89	70 - 130	7	25		
Trichloroethene	93	92	70 - 130	1	25		
1,2-Dichloropropane	97	93	70 - 130	5	25		
Dibromomethane	98	94	70 - 130	4	25		
Dichlorobromomethane	94	92	70 - 130	2	25		
cis-1,3-Dichloropropene	102	98	70 - 130	4	25		
methyl isobutyl ketone	93	86	70 - 130	8	25		
Toluene	96	95	70 - 130	2	25		
trans-1,3-Dichloropropene	104	99	70 - 130	5	25		
1,1,2-Trichloroethane	98	95	70 - 130	4	25		
Tetrachloroethene	99	97	70 - 130	1	25		
1,3-Dichloropropane	100	97	70 - 130	4	25		
2-Hexanone	85	79	70 - 130	7	25		

Calculations are performed before rounding to avoid round-off errors in calculated results.

Quality Control Results

Client: Shaw Environmental & Infrastructure, Inc

Job Number: 360-2899-1

**Laboratory Control/
Laboratory Control Duplicate Recovery Report - Batch: 360-5847**

**Method: 8260B
Preparation: 5030B**

LCS Lab Sample ID: LCS 360-5847/16
Client Matrix: Water
Dilution: 1.0
Date Analyzed: 05/01/2006 1317
Date Prepared: 05/01/2006 1317

Analysis Batch: 360-5847
Prep Batch: N/A
Units: ug/L

Instrument ID: Agilent 5890+/5973 GC/MS
Lab File ID: V05193.D
Initial Weight/Volume: 25 mL
Final Weight/Volume: 25 mL

LCSD Lab Sample ID: LCSD 360-5847/1
Client Matrix: Water
Dilution: 1.0
Date Analyzed: 05/01/2006 1341
Date Prepared: 05/01/2006 1341

Analysis Batch: 360-5847
Prep Batch: N/A
Units: ug/L

Instrument ID: Agilent 5890+/5973 GC/MS
Lab File ID: V05194.D
Initial Weight/Volume: 25 mL
Final Weight/Volume: 25 mL

Analyte	% Rec.		Limit	RPD	RPD Limit	LCS Qual	LCSD Qual
	LCS	LCSD					
Chlorodibromomethane	96	92	70 - 130	5	25		
Ethylene Dibromide	99	95	70 - 130	5	25		
Chlorobenzene	98	95	70 - 130	3	25		
1,1,1,2-Tetrachloroethane	95	91	70 - 130	5	25		
Ethylbenzene	99	97	70 - 130	2	25		
m-Xylene & p-Xylene	99	98	70 - 130	2	25		
o-Xylene	97	94	70 - 130	3	25		
Styrene	97	95	70 - 130	2	25		
Bromoform	102	99	70 - 130	3	25		
Isopropylbenzene	105	101	70 - 130	3	25		
Bromobenzene	94	92	70 - 130	2	25		
1,1,2,2-Tetrachloroethane	99	96	70 - 130	3	25		
1,2,3-Trichloropropane	97	91	70 - 130	7	25		
N-Propylbenzene	101	99	70 - 130	2	25		
2-Chlorotoluene	97	95	70 - 130	2	25		
1,3,5-Trimethylbenzene	98	95	70 - 130	3	25		
4-Chlorotoluene	98	96	70 - 130	2	25		
tert-Butylbenzene	98	95	70 - 130	3	25		
1,2,4-Trimethylbenzene	97	95	70 - 130	2	25		
sec-Butylbenzene	100	97	70 - 130	3	25		
1,3-Dichlorobenzene	93	92	70 - 130	1	25		
4-Isopropyltoluene	101	98	70 - 130	3	25		
1,4-Dichlorobenzene	94	92	70 - 130	2	25		
n-Butylbenzene	103	101	70 - 130	2	25		
1,2-Dichlorobenzene	92	90	70 - 130	2	25		
1,2-Dibromo-3-Chloropropane	102	93	70 - 130	9	25		
1,2,4-Trichlorobenzene	95	91	70 - 130	4	25		
Hexachlorobutadiene	101	96	70 - 130	4	25		
Naphthalene	94	89	70 - 130	5	25		
1,2,3-Trichlorobenzene	94	90	70 - 130	5	25		
2,2-Dichloropropane	102	97	70 - 130	5	25		

Calculations are performed before rounding to avoid round-off errors in calculated results.

Quality Control Results

Client: Shaw Environmental & Infrastructure, Inc

Job Number: 360-2899-1

Surrogate	LCS % Rec	LCSD % Rec	Acceptance Limits
1,2-Dichloroethane-d4	102	97	70 - 130
4-Bromofluorobenzene	100	100	70 - 130
Dibromofluoromethane	101	99	70 - 130
Toluene-d8	100	99	70 - 130

Calculations are performed before rounding to avoid round-off errors in calculated results.

Quality Control Results

Client: Shaw Environmental & Infrastructure, Inc

Job Number: 360-2899-1

Method Blank - Batch: 360-5919

Method: 8260B
Preparation: 5030B

Lab Sample ID: MB 360-5919/3
Client Matrix: Water
Dilution: 1.0
Date Analyzed: 05/03/2006 1606
Date Prepared: 05/03/2006 1606

Analysis Batch: 360-5919
Prep Batch: N/A
Units: ug/L

Instrument ID: Agilent 5890+/-5973 GC/MS
Lab File ID: V05249.D
Initial Weight/Volume: 25 mL
Final Weight/Volume: 25 mL

Analyte	Result	Qual	MDL	RL
Chloromethane	ND		0.50	2.0
Vinyl chloride	ND		0.22	1.0
Bromomethane	ND		1.0	2.0
Chloroethane	ND		0.22	2.0
Trichlorofluoromethane	ND		0.26	1.0
1,1-Dichloroethene	ND		0.20	1.0
Acetone	ND		3.8	50
Methylene Chloride	ND		0.50	2.0
trans-1,2-Dichloroethene	ND		0.21	1.0
Methyl tert-butyl ether	ND		0.30	1.0
1,1-Dichloroethane	ND		0.18	1.0
cis-1,2-Dichloroethene	ND		0.39	1.0
Methyl Ethyl Ketone	ND		1.9	10
Chlorobromomethane	ND		0.12	1.0
Chloroform	ND		0.15	1.0
1,1,1-Trichloroethane	ND		0.26	1.0
1,1-Dichloropropene	ND		0.22	1.0
Carbon tetrachloride	ND		0.24	1.0
Benzene	ND		0.14	1.0
1,2-Dichloroethane	ND		0.083	1.0
Trichloroethene	ND		0.19	1.0
1,2-Dichloropropane	ND		0.17	1.0
Dibromomethane	ND		0.11	1.0
Dichlorobromomethane	ND		0.20	1.0
cis-1,3-Dichloropropene	ND		0.50	0.50
methyl isobutyl ketone	ND		1.0	10
Toluene	ND		0.50	1.0
trans-1,3-Dichloropropene	ND		0.50	0.50
1,1,2-Trichloroethane	ND		0.069	1.0
Tetrachloroethene	ND		0.14	1.0
1,3-Dichloropropane	ND		0.072	1.0
2-Hexanone	ND		2.1	10
Chlorodibromomethane	ND		0.087	1.0
Ethylene Dibromide	ND		0.092	1.0
Chlorobenzene	ND		0.15	1.0
1,1,1,2-Tetrachloroethane	ND		1.0	1.0
Ethylbenzene	ND		0.18	1.0
m-Xylene & p-Xylene	ND		0.38	2.0
o-Xylene	ND		0.15	1.0
Styrene	ND		0.14	1.0
Bromoform	ND		0.13	1.0

Calculations are performed before rounding to avoid round-off errors in calculated results.

Quality Control Results

Client: Shaw Environmental & Infrastructure, Inc

Job Number: 360-2899-1

Method Blank - Batch: 360-5919

**Method: 8260B
Preparation: 5030B**

Lab Sample ID: MB 360-5919/3
Client Matrix: Water
Dilution: 1.0
Date Analyzed: 05/03/2006 1606
Date Prepared: 05/03/2006 1606

Analysis Batch: 360-5919
Prep Batch: N/A
Units: ug/L

Instrument ID: Agilent 5890+/5973 GC/MS
Lab File ID: V05249.D
Initial Weight/Volume: 25 mL
Final Weight/Volume: 25 mL

Analyte	Result	Qual	MDL	RL
Isopropylbenzene	ND		0.50	1.0
Bromobenzene	ND		0.079	1.0
1,1,2,2-Tetrachloroethane	ND		0.23	1.0
1,2,3-Trichloropropane	ND		0.13	1.0
N-Propylbenzene	ND		0.20	1.0
2-Chlorotoluene	ND		0.16	1.0
1,3,5-Trimethylbenzene	ND		0.16	1.0
4-Chlorotoluene	ND		0.16	1.0
tert-Butylbenzene	ND		0.20	1.0
1,2,4-Trimethylbenzene	ND		0.17	1.0
sec-Butylbenzene	ND		0.18	1.0
1,3-Dichlorobenzene	ND		0.12	1.0
4-Isopropyltoluene	ND		0.19	1.0
1,4-Dichlorobenzene	ND		0.16	1.0
n-Butylbenzene	ND		0.16	1.0
1,2-Dichlorobenzene	ND		0.082	1.0
1,2-Dibromo-3-Chloropropane	ND		0.30	5.0
1,2,4-Trichlorobenzene	ND		0.19	1.0
Hexachlorobutadiene	ND		0.35	1.0
Naphthalene	ND		0.19	5.0
1,2,3-Trichlorobenzene	ND		0.29	1.0
2,2-Dichloropropane	ND		0.25	1.0

Surrogate	% Rec	Acceptance Limits
1,2-Dichloroethane-d4	98	70 - 130
4-Bromofluorobenzene	97	70 - 130
Dibromofluoromethane	99	70 - 130
Toluene-d8	100	70 - 130

Calculations are performed before rounding to avoid round-off errors in calculated results.

Quality Control Results

Client: Shaw Environmental & Infrastructure, Inc

Job Number: 360-2899-1

**Laboratory Control/
Laboratory Control Duplicate Recovery Report - Batch: 360-5919**

**Method: 8260B
Preparation: 5030B**

LCS Lab Sample ID: LCS 360-5919/1
Client Matrix: Water
Dilution: 1.0
Date Analyzed: 05/03/2006 1457
Date Prepared: 05/03/2006 1457

Analysis Batch: 360-5919
Prep Batch: N/A
Units: ug/L

Instrument ID: Agilent 5890+/5973 GC/MS
Lab File ID: V05246.D
Initial Weight/Volume: 25 mL
Final Weight/Volume: 25 mL

LCSD Lab Sample ID: LCSD 360-5919/2
Client Matrix: Water
Dilution: 1.0
Date Analyzed: 05/03/2006 1520
Date Prepared: 05/03/2006 1520

Analysis Batch: 360-5919
Prep Batch: N/A
Units:ug/L

Instrument ID: Agilent 5890+/5973 GC/M
Lab File ID: V05247.D
Initial Weight/Volume: 25 mL
Final Weight/Volume: 25 mL

Analyte	% Rec.		Limit	RPD	RPD Limit	LCS Qual	LCSD Qual
	LCS	LCSD					
Chloromethane	119	110	70 - 130	8	25		
Vinyl chloride	122	112	70 - 130	9	25		
Bromomethane	110	106	70 - 130	4	25		
Chloroethane	90	88	70 - 130	2	25		
Trichlorofluoromethane	129	118	70 - 130	8	25		
1,1-Dichloroethene	108	101	70 - 130	6	25		
Acetone	68	64	70 - 130	7	25	*	*
Methylene Chloride	108	103	70 - 130	5	25		
trans-1,2-Dichloroethene	107	101	70 - 130	6	25		
Methyl tert-butyl ether	93	89	70 - 130	4	25		
1,1-Dichloroethane	89	114	70 - 130	25	25		
cis-1,2-Dichloroethene	108	104	70 - 130	5	25		
Methyl Ethyl Ketone	90	84	70 - 130	7	25		
Chlorobromomethane	100	97	70 - 130	3	25		
Chloroform	103	100	70 - 130	2	25		
1,1,1-Trichloroethane	107	102	70 - 130	5	25		
1,1-Dichloropropene	109	105	70 - 130	4	25		
Carbon tetrachloride	107	103	70 - 130	5	25		
Benzene	102	100	70 - 130	2	25		
1,2-Dichloroethane	104	102	70 - 130	2	25		
Trichloroethene	100	97	70 - 130	3	25		
1,2-Dichloropropane	104	101	70 - 130	3	25		
Dibromomethane	104	102	70 - 130	2	25		
Dichlorobromomethane	99	97	70 - 130	2	25		
cis-1,3-Dichloropropene	106	104	70 - 130	2	25		
methyl isobutyl ketone	110	102	70 - 130	8	25		
Toluene	103	100	70 - 130	3	25		
trans-1,3-Dichloropropene	106	105	70 - 130	2	25		
1,1,2-Trichloroethane	101	100	70 - 130	1	25		
Tetrachloroethene	106	102	70 - 130	4	25		
1,3-Dichloropropane	105	104	70 - 130	1	25		
2-Hexanone	100	93	70 - 130	7	25		

Calculations are performed before rounding to avoid round-off errors in calculated results.

Quality Control Results

Client: Shaw Environmental & Infrastructure, Inc

Job Number: 360-2899-1

**Laboratory Control/
Laboratory Control Duplicate Recovery Report - Batch: 360-5919**

**Method: 8260B
Preparation: 5030B**

LCS Lab Sample ID: LCS 360-5919/1
Client Matrix: Water
Dilution: 1.0
Date Analyzed: 05/03/2006 1457
Date Prepared: 05/03/2006 1457

Analysis Batch: 360-5919
Prep Batch: N/A
Units: ug/L

Instrument ID: Agilent 5890+/5973 GC/MS
Lab File ID: V05246.D
Initial Weight/Volume: 25 mL
Final Weight/Volume: 25 mL

LCSD Lab Sample ID: LCSD 360-5919/2
Client Matrix: Water
Dilution: 1.0
Date Analyzed: 05/03/2006 1520
Date Prepared: 05/03/2006 1520

Analysis Batch: 360-5919
Prep Batch: N/A
Units: ug/L

Instrument ID: Agilent 5890+/5973 GC/M
Lab File ID: V05247.D
Initial Weight/Volume: 25 mL
Final Weight/Volume: 25 mL

Analyte	% Rec.		Limit	RPD	RPD Limit	LCS Qual	LCSD Qual
	LCS	LCSD					
Chlorodibromomethane	97	96	70 - 130	1	25		
Ethylene Dibromide	105	104	70 - 130	1	25		
Chlorobenzene	104	102	70 - 130	2	25		
1,1,1,2-Tetrachloroethane	97	94	70 - 130	3	25		
Ethylbenzene	106	103	70 - 130	3	25		
m-Xylene & p-Xylene	108	105	70 - 130	2	25		
o-Xylene	103	100	70 - 130	3	25		
Styrene	103	101	70 - 130	2	25		
Bromoform	107	105	70 - 130	2	25		
Isopropylbenzene	110	107	70 - 130	3	25		
Bromobenzene	96	94	70 - 130	2	25		
1,1,2,2-Tetrachloroethane	107	107	70 - 130	0	25		
1,2,3-Trichloropropane	100	99	70 - 130	2	25		
N-Propylbenzene	107	104	70 - 130	3	25		
2-Chlorotoluene	103	100	70 - 130	3	25		
1,3,5-Trimethylbenzene	106	101	70 - 130	5	25		
4-Chlorotoluene	105	102	70 - 130	2	25		
tert-Butylbenzene	101	99	70 - 130	2	25		
1,2,4-Trimethylbenzene	104	101	70 - 130	3	25		
sec-Butylbenzene	106	102	70 - 130	4	25		
1,3-Dichlorobenzene	95	94	70 - 130	2	25		
4-Isopropyltoluene	106	102	70 - 130	4	25		
1,4-Dichlorobenzene	102	101	70 - 130	1	25		
n-Butylbenzene	117	113	70 - 130	4	25		
1,2-Dichlorobenzene	99	97	70 - 130	2	25		
1,2-Dibromo-3-Chloropropane	110	108	70 - 130	2	25		
1,2,4-Trichlorobenzene	102	98	70 - 130	4	25		
Hexachlorobutadiene	111	107	70 - 130	3	25		
Naphthalene	100	96	70 - 130	4	25		
1,2,3-Trichlorobenzene	100	96	70 - 130	4	25		
2,2-Dichloropropane	107	102	70 - 130	5	25		

Calculations are performed before rounding to avoid round-off errors in calculated results.

Quality Control Results

Client: Shaw Environmental & Infrastructure, Inc

Job Number: 360-2899-1

Surrogate	LCS % Rec	LCSD % Rec	Acceptance Limits
1,2-Dichloroethane-d4	107	105	70 - 130
4-Bromofluorobenzene	97	98	70 - 130
Dibromofluoromethane	100	100	70 - 130
Toluene-d8	100	100	70 - 130

Calculations are performed before rounding to avoid round-off errors in calculated results.

Quality Control Results

Client: Shaw Environmental & Infrastructure, Inc

Job Number: 360-2899-1

Method Blank - Batch: 360-6149

Method: 300.0
Preparation: N/A

Lab Sample ID: MB 360-6149/1
Client Matrix: Water
Dilution: 1.0
Date Analyzed: 05/10/2006 2229
Date Prepared: N/A

Analysis Batch: 360-6149
Prep Batch: N/A
Units: mg/L

Instrument ID: No Equipment Assigned
Lab File ID: N/A
Initial Weight/Volume:
Final Weight/Volume:

Analyte	Result	Qual	MDL	RL
Chloride	ND		0.093	1.0

Laboratory Control Sample - Batch: 360-6149

Method: 300.0
Preparation: N/A

Lab Sample ID: LCS 360-6149/2
Client Matrix: Water
Dilution: 1.0
Date Analyzed: 05/10/2006 2229
Date Prepared: N/A

Analysis Batch: 360-6149
Prep Batch: N/A
Units: mg/L

Instrument ID: No Equipment Assigned
Lab File ID: N/A
Initial Weight/Volume:
Final Weight/Volume:

Analyte	Spike Amount	Result	% Rec.	Limit	Qual
Chloride	40.0	40	101	85 - 115	

Calculations are performed before rounding to avoid round-off errors in calculated results.

Quality Control Results

Client: Shaw Environmental & Infrastructure, Inc

Job Number: 360-2899-1

Method Blank - Batch: 360-6150

Method: 300.0
Preparation: N/A

Lab Sample ID: MB 360-6150/1
Client Matrix: Water
Dilution: 1.0
Date Analyzed: 05/11/2006 1328
Date Prepared: N/A

Analysis Batch: 360-6150
Prep Batch: N/A
Units: mg/L

Instrument ID: No Equipment Assigned
Lab File ID: N/A
Initial Weight/Volume:
Final Weight/Volume:

Analyte	Result	Qual	MDL	RL
Chloride	ND		0.093	1.0

Laboratory Control Sample - Batch: 360-6150

Method: 300.0
Preparation: N/A

Lab Sample ID: LCS 360-6150/2
Client Matrix: Water
Dilution: 1.0
Date Analyzed: 05/11/2006 1328
Date Prepared: N/A

Analysis Batch: 360-6150
Prep Batch: N/A
Units: mg/L

Instrument ID: No Equipment Assigned
Lab File ID: N/A
Initial Weight/Volume:
Final Weight/Volume:

Analyte	Spike Amount	Result	% Rec.	Limit	Qual
Chloride	40.0	41	102	85 - 115	

**Matrix Spike/
Matrix Spike Duplicate Recovery Report - Batch: 360-6150**

Method: 300.0
Preparation: N/A

MS Lab Sample ID: 360-2899-5
Client Matrix: Water
Dilution: 10
Date Analyzed: 05/11/2006 1328
Date Prepared: N/A

Analysis Batch: 360-6150
Prep Batch: N/A

Instrument ID: No Equipment Assigned
Lab File ID: N/A
Initial Weight/Volume:
Final Weight/Volume: 10 mL

MSD Lab Sample ID: 360-2899-5
Client Matrix: Water
Dilution: 10
Date Analyzed: 05/11/2006 1328
Date Prepared: N/A

Analysis Batch: 360-6150
Prep Batch: N/A

Instrument ID: No Equipment Assigned
Lab File ID: N/A
Initial Weight/Volume:
Final Weight/Volume: 10 mL

Analyte	% Rec.		Limit	RPD	RPD Limit	MS Qual	MSD Qual
	MS	MSD					
Chloride	78	80	75 - 125	0	20		

Calculations are performed before rounding to avoid round-off errors in calculated results.

Quality Control Results

Client: Shaw Environmental & Infrastructure, Inc

Job Number: 360-2899-1

Method Blank - Batch: 360-5723

Method: 410.4
Preparation: N/A

Lab Sample ID: MB 360-5723/1
Client Matrix: Water
Dilution: 1.0
Date Analyzed: 05/01/2006 1954
Date Prepared: N/A

Analysis Batch: 360-5723
Prep Batch: N/A
Units: mg/L

Instrument ID: No Equipment Assigned
Lab File ID: N/A
Initial Weight/Volume: 2 mL
Final Weight/Volume: 2 mL

Analyte	Result	Qual	RL	RL
Chemical Oxygen Demand	ND		20	20

Laboratory Control Sample - Batch: 360-5723

Method: 410.4
Preparation: N/A

Lab Sample ID: LCS 360-5723/2
Client Matrix: Water
Dilution: 1.0
Date Analyzed: 05/01/2006 1954
Date Prepared: N/A

Analysis Batch: 360-5723
Prep Batch: N/A
Units: mg/L

Instrument ID: No Equipment Assigned
Lab File ID: N/A
Initial Weight/Volume: 2 mL
Final Weight/Volume: 2 mL

Analyte	Spike Amount	Result	% Rec.	Limit	Qual
Chemical Oxygen Demand	100	97	97	85 - 115	

Calculations are performed before rounding to avoid round-off errors in calculated results.

Quality Control Results

Client: Shaw Environmental & Infrastructure, Inc

Job Number: 360-2899-1

Method Blank - Batch: 360-5725

Method: 410.4
Preparation: N/A

Lab Sample ID: MB 360-5725/1
Client Matrix: Water
Dilution: 1.0
Date Analyzed: 05/01/2006 2007
Date Prepared: N/A

Analysis Batch: 360-5725
Prep Batch: N/A
Units: mg/L

Instrument ID: No Equipment Assigned
Lab File ID: N/A
Initial Weight/Volume: 2 mL
Final Weight/Volume: 2 mL

Analyte	Result	Qual	RL	RL
Chemical Oxygen Demand	ND		20	20

Laboratory Control Sample - Batch: 360-5725

Method: 410.4
Preparation: N/A

Lab Sample ID: LCS 360-5725/2
Client Matrix: Water
Dilution: 1.0
Date Analyzed: 05/01/2006 2007
Date Prepared: N/A

Analysis Batch: 360-5725
Prep Batch: N/A
Units: mg/L

Instrument ID: No Equipment Assigned
Lab File ID: N/A
Initial Weight/Volume: 2 mL
Final Weight/Volume: 2 mL

Analyte	Spike Amount	Result	% Rec.	Limit	Qual
Chemical Oxygen Demand	100	100	100	85 - 115	

Calculations are performed before rounding to avoid round-off errors in calculated results.

LOGIN SAMPLE RECEIPT CHECK LIST

Client: Shaw Environmental & Infrastructure, Inc

Job Number: 360-2899-1

Login Number: 2899

Question	T/F/NA	Comment
Radioactivity either was not measured or, if measured, is at or below background	NA	
The cooler's custody seal, if present, is intact.	NA	
The cooler or samples do not appear to have been compromised or tampered with.	True	
Samples were received on ice.	True	
Cooler Temperature is acceptable.	True	2.6 C
Cooler Temperature is recorded.	True	
COC is present.	True	
COC is filled out in ink and legible.	True	
COC is filled out with all pertinent information.	True	
There are no discrepancies between the sample IDs on the containers and the COC.	True	
Samples are received within Holding Time.	True	
Sample containers have legible labels.	True	
Containers are not broken or leaking.	True	
Sample collection date/times are provided.	True	
Appropriate sample containers are used.	True	
Sample bottles are completely filled.	True	
There is sufficient vol. for all requested analyses, incl. any requested MS/MSDs	True	
VOA sample vials do not have headspace or bubble is <6mm (1/4") in diameter.	True	
If necessary, staff have been informed of any short hold time or quick TAT needs	True	
Multiphasic samples are not present.	True	
Samples do not require splitting or compositing.	True	



•149 Rangeway Road
N. Billerica, MA 01862
(P) 978-687-1400
(F) 978-687-7871

STL Billerica / Service Center

STL Westfield

Project #: 101960-05
Project Manager: ED Van Doren
Work ID: Textron Gernam
Contact: 978-691-2130

Regulatory Classification: Drinking Water
NPDES: _____
RCRA: _____
Other: _____

Client: Shaw E+I
Address: 3 Riverside Drive
Andover MA
Phone: 978-691-2100
Requested Turnaround Time: (PLEASE SPECIFY)
STANDARD: RUSH (Lab Approval Required)


Sample ID	Sample Type	Samplers	Initials	Date Collected	Comp. #	Grab	Preservative	Analysis Requested
MW-210	GW	JD	JD	4/20/06 12:25	5	5	None / 4° C	Oil & Grease / TOC
MW-211	GW	BS	BS	4/20/06 11:05	5	5	Na2S2O3	Mercury (COD)
MW-212	GW	BS	BS	4/20/06 12:10	5	5	HCl to pH >	Bacteriological
MW-213	GW	JD	JD	4/20/06 11:30	5	5	H2SO4 to pH >	General Chemistry
MW-214	GW	BS	BS	4/20/06 10:30	5	5	HNO3 to pH >	Mercury 245.1 / 7470-71
MW-215	GW	JD	JD	4/20/06 10:35	5	5	NaHSO4/MeOH	Metals 6010 / 200.7
Trip B	TB	-	-	4/20/06 10:30	2	2	Pesticide (P) or Glass (G)	DRO / GRO / ETPH
				4/20/06				EPA / VPH
								PCB / Pest / Herbicide
								Semivola 525 / 625 / 8270
								Volatiles 601 / 602 / 8021
								Volatiles 524 / 624 / 8260

Comments (Special Instructions):
Please print legibility. If the analytical requests are not clearly defined on the chain-of-custody, the turnaround time will begin after all questions have been satisfactorily answered.

COD - EPA Method 410.2
Chloride - EPA Method 300.0

Sample ID	Sample Type	Samplers	Initials	Date Collected	Comp. #	Grab	Preservative	Analysis Requested
								Oil & Grease / TOC
								Mercury (COD)
								Bacteriological
								General Chemistry
								Mercury 245.1 / 7470-71
								Metals 6010 / 200.7
								DRO / GRO / ETPH
								EPA / VPH
								PCB / Pest / Herbicide
								Semivola 525 / 625 / 8270
								Volatiles 601 / 602 / 8021
								Volatiles 524 / 624 / 8260

Signature: Jessica Danieli
Received by: Jessica Danieli Date: 4/20/06 Time: 1:00
Relinquished by: Jessica Danieli Date: 4/20/06 Time: 1:30
Relinquished by: Jessica Danieli Date: 4/20/06 Time: 1:25
Relinquished by: Jessica Danieli Date: 4/20/06 Time: 17:25





ANALYTICAL REPORT

Job Number: 360-2783-1

Job Description: Textron Providence 101960

For:
Shaw Environmental & Infrastructure, Inc
11 Northeastern Boulevard
Salem, NH 07079-1953

Attention: Edward Van Doren

A handwritten signature in black ink, appearing to read "Jamie Wickham", on a light-colored background.

Jamie Wickham
Technology Manager
jwickham@stl-inc.com
04/28/2006

Project Manager: Becky Mason

The test results in this report meet all NELAC requirements for accredited parameters. Any exceptions to NELAC requirements are noted in this report. Pursuant to NELAC, this report may not be reproduced except in full, and with written approval from the laboratory. STL Westfield Certifications and Approvals: MADEP MA014, RIDOH57, CTDPH 0494, VT DECWSD, NH DES 253903-A, NELAP FL E87912 TOX, NELAP NJ MA008 TOX, NELAP NY 10843, NY DOH 10843.

Severn Trent Laboratories, Inc.

STL Westfield Westfield Executive Park 53 Southampton Road,
Westfield, MA 01085
Tel (413) 572-4000 Fax (413) 572-3707 www.stl-inc.com **Page 1 of 36**



METHOD SUMMARY

Client: Shaw Environmental & Infrastructure, Inc

Job Number: 360-2783-1

Description	Lab Location	Method	Preparation Method
Matrix: Solid			
Volatile Organic Compounds by GC/MS	STL-WES	SW846 8260B	
Purge-and-Trap for Aqueous Samples/High	STL-WES		SW846 5030B
Percent Moisture	STL-WES	EPA PercentMoisture	

LAB REFERENCES:

STL-WES = STL-Westfield

METHOD REFERENCES:

EPA - US Environmental Protection Agency

SW846 - "Test Methods For Evaluating Solid Waste, Physical/Chemical Methods", Third Edition, November 1986
And Its Updates.

METHOD / ANALYST SUMMARY

Client: Shaw Environmental & Infrastructure, Inc

Job Number: 360-2783-1

Method	Analyst	Analyst ID
SW846 8260B	Cao, Xingluan	XC
EPA PercentMoisture	Lobudek, John J	JJL

SAMPLE SUMMARY

Client: Shaw Environmental & Infrastructure, Inc

Job Number: 360-2783-1

Lab Sample ID	Client Sample ID	Client Matrix	Date/Time Sampled	Date/Time Received
360-2783-1	SB-211 (36')	Solid	04/10/2006 1120	04/17/2006 1820
360-2783-2	SB-211 (45')	Solid	04/10/2006 1210	04/17/2006 1820
360-2783-3	SB-214 (28')	Solid	04/11/2006 0850	04/17/2006 1820
360-2783-4	SB-214 (48')	Solid	04/11/2006 1130	04/17/2006 1820
360-2783-5	SB-212 (38')	Solid	04/12/2006 1138	04/17/2006 1820
360-2783-6	SB-212 (32')	Solid	04/12/2006 1058	04/17/2006 1820
360-2783-7	SB-213 (38')	Solid	04/13/2006 1000	04/17/2006 1820

SAMPLE RESULTS

Edward Van Doren
 Shaw Environmental & Infrastructure, Inc
 11 Northeastern Boulevard
 Salem, NH 07079-1953

Job Number: 360-2783-1

Client Sample ID: SB-211 (36')

Lab Sample ID: 360-2783-1

Date Sampled: 04/10/2006 1120
 Date Received: 04/17/2006 1820
 Percent Solids: 73

Analyte	Result/Qualifier	Unit	MDL	RL	Dilution
Method: 8260B	Date Prepared:		Date Analyzed: 04/21/2006 0230		
Chloromethane	ND	ug/Kg	58	340	1.0
Vinyl chloride	ND	ug/Kg	88	340	1.0
Bromomethane	ND	ug/Kg	44	340	1.0
Chloroethane	ND *	ug/Kg	84	340	1.0
Trichlorofluoromethane	ND	ug/Kg	69	170	1.0
1,1-Dichloroethene	ND	ug/Kg	65	170	1.0
Acetone	ND *	ug/Kg	3200	17000	1.0
Methylene Chloride	ND	ug/Kg	100	340	1.0
trans-1,2-Dichloroethene	ND	ug/Kg	59	170	1.0
Methyl tert-butyl ether	ND	ug/Kg	50	170	1.0
1,1-Dichloroethane	ND	ug/Kg	63	170	1.0
cis-1,2-Dichloroethene	ND	ug/Kg	83	170	1.0
Methyl Ethyl Ketone	ND	ug/Kg	540	1400	1.0
Chlorobromomethane	ND	ug/Kg	30	170	1.0
Chloroform	ND	ug/Kg	30	170	1.0
1,1,1-Trichloroethane	ND	ug/Kg	69	170	1.0
1,1-Dichloropropene	ND	ug/Kg	70	170	1.0
Carbon tetrachloride	ND	ug/Kg	66	170	1.0
Benzene	ND	ug/Kg	45	170	1.0
1,2-Dichloroethane	ND	ug/Kg	28	170	1.0
Trichloroethene	ND	ug/Kg	74	170	1.0
1,2-Dichloropropane	ND	ug/Kg	33	170	1.0
Dibromomethane	ND	ug/Kg	32	170	1.0
Dichlorobromomethane	ND	ug/Kg	23	170	1.0
cis-1,3-Dichloropropene	ND	ug/Kg	44	170	1.0
methyl isobutyl ketone	ND	ug/Kg	330	1400	1.0
Toluene	ND	ug/Kg	34	170	1.0
trans-1,3-Dichloropropene	ND	ug/Kg	48	170	1.0
1,1,2-Trichloroethane	ND	ug/Kg	21	170	1.0
Tetrachloroethene	9400	ug/Kg	91	170	1.0
1,3-Dichloropropane	ND	ug/Kg	37	170	1.0
2-Hexanone	ND	ug/Kg	340	1400	1.0
Chlorodibromomethane	ND	ug/Kg	37	170	1.0
Ethylene Dibromide	ND	ug/Kg	28	170	1.0
Chlorobenzene	ND	ug/Kg	43	170	1.0
1,1,1,2-Tetrachloroethane	ND	ug/Kg	51	170	1.0
Ethylbenzene	ND	ug/Kg	61	170	1.0
m-Xylene & p-Xylene	ND	ug/Kg	96	170	1.0
o-Xylene	ND	ug/Kg	48	170	1.0
Styrene	ND	ug/Kg	32	170	1.0
Bromoform	ND	ug/Kg	43	170	1.0
Isopropylbenzene	ND	ug/Kg	65	170	1.0
Bromobenzene	ND	ug/Kg	34	170	1.0

Edward Van Doren
 Shaw Environmental & Infrastructure, Inc
 11 Northeastern Boulevard
 Salem, NH 07079-1953

Job Number: 360-2783-1

Client Sample ID: SB-211 (36')

Lab Sample ID: 360-2783-1

Date Sampled: 04/10/2006 1120
 Date Received: 04/17/2006 1820
 Percent Solids: 73

Analyte	Result/Qualifier	Unit	MDL	RL	Dilution
Method: 8260B	Date Prepared:		Date Analyzed: 04/21/2006 0230		
1,1,2,2-Tetrachloroethane	ND	ug/Kg	59	170	1.0
1,2,3-Trichloropropane	ND	ug/Kg	94	170	1.0
N-Propylbenzene	ND	ug/Kg	59	170	1.0
2-Chlorotoluene	ND	ug/Kg	50	170	1.0
1,3,5-Trimethylbenzene	ND	ug/Kg	45	170	1.0
4-Chlorotoluene	ND	ug/Kg	37	170	1.0
tert-Butylbenzene	ND	ug/Kg	51	170	1.0
1,2,4-Trimethylbenzene	ND	ug/Kg	29	170	1.0
sec-Butylbenzene	ND	ug/Kg	57	170	1.0
1,3-Dichlorobenzene	ND	ug/Kg	18	170	1.0
4-Isopropyltoluene	ND	ug/Kg	54	170	1.0
1,4-Dichlorobenzene	ND	ug/Kg	32	170	1.0
n-Butylbenzene	ND	ug/Kg	69	170	1.0
1,2-Dichlorobenzene	ND	ug/Kg	30	170	1.0
1,2-Dibromo-3-Chloropropane	ND	ug/Kg	74	170	1.0
1,2,4-Trichlorobenzene	ND	ug/Kg	50	170	1.0
Hexachlorobutadiene	ND	ug/Kg	73	170	1.0
Naphthalene	ND	ug/Kg	66	1700	1.0
1,2,3-Trichlorobenzene	ND	ug/Kg	63	170	1.0
2,2-Dichloropropane	ND	ug/Kg	88	170	1.0
Surrogate			Acceptance Limits		
1,2-Dichloroethane-d4	89	%		70 - 130	
4-Bromofluorobenzene	96	%		70 - 130	
Dibromofluoromethane	94	%		70 - 130	
Toluene-d8	98	%		70 - 130	

Edward Van Doren
Shaw Environmental & Infrastructure, Inc
11 Northeastern Boulevard
Salem, NH 07079-1953

Job Number: 360-2783-1

Client Sample ID: SB-211 (36')

Lab Sample ID: 360-2783-1

Date Sampled: 04/10/2006 1120
Date Received: 04/17/2006 1820

Analyte	Result/Qualifier	Unit	RL	RL	Dilution
Method: PercentMoisture	Date Prepared:		Date Analyzed: 04/26/2006 1359		
Percent Moisture	27	%	1.0	1.0	1.0

Edward Van Doren
 Shaw Environmental & Infrastructure, Inc
 11 Northeastern Boulevard
 Salem, NH 07079-1953

Job Number: 360-2783-1

Client Sample ID: SB-211 (45')

Lab Sample ID: 360-2783-2

Date Sampled: 04/10/2006 1210
 Date Received: 04/17/2006 1820
 Percent Solids: 87

Analyte	Result/Qualifier	Unit	MDL	RL	Dilution
Method: 8260B	Date Prepared:		Date Analyzed: 04/21/2006 0912		
Chloromethane	ND	ug/Kg	240	1400	5.0
Vinyl chloride	ND	ug/Kg	370	1400	5.0
Bromomethane	ND	ug/Kg	180	1400	5.0
Chloroethane	ND *	ug/Kg	350	1400	5.0
Trichlorofluoromethane	ND	ug/Kg	290	720	5.0
1,1-Dichloroethene	ND	ug/Kg	270	720	5.0
Acetone	ND *	ug/Kg	13000	72000	5.0
Methylene Chloride	ND	ug/Kg	420	1400	5.0
trans-1,2-Dichloroethene	ND	ug/Kg	250	720	5.0
Methyl tert-butyl ether	ND	ug/Kg	210	720	5.0
1,1-Dichloroethane	ND	ug/Kg	260	720	5.0
cis-1,2-Dichloroethene	ND	ug/Kg	340	720	5.0
Methyl Ethyl Ketone	ND	ug/Kg	2200	5700	5.0
Chlorobromomethane	ND	ug/Kg	130	720	5.0
Chloroform	ND	ug/Kg	130	720	5.0
1,1,1-Trichloroethane	ND	ug/Kg	290	720	5.0
1,1-Dichloropropene	ND	ug/Kg	290	720	5.0
Carbon tetrachloride	ND	ug/Kg	270	720	5.0
Benzene	ND	ug/Kg	190	720	5.0
1,2-Dichloroethane	ND	ug/Kg	110	720	5.0
Trichloroethene	ND	ug/Kg	310	720	5.0
1,2-Dichloropropane	ND	ug/Kg	140	720	5.0
Dibromomethane	ND	ug/Kg	130	720	5.0
Dichlorobromomethane	ND	ug/Kg	97	720	5.0
cis-1,3-Dichloropropene	ND	ug/Kg	180	720	5.0
methyl isobutyl ketone	ND	ug/Kg	1400	5700	5.0
Toluene	ND	ug/Kg	140	720	5.0
trans-1,3-Dichloropropene	ND	ug/Kg	200	720	5.0
1,1,2-Trichloroethane	ND	ug/Kg	86	720	5.0
Tetrachloroethene	49000	ug/Kg	380	720	5.0
1,3-Dichloropropane	ND	ug/Kg	150	720	5.0
2-Hexanone	ND	ug/Kg	1400	5700	5.0
Chlorodibromomethane	ND	ug/Kg	150	720	5.0
Ethylene Dibromide	ND	ug/Kg	110	720	5.0
Chlorobenzene	ND	ug/Kg	180	720	5.0
1,1,1,2-Tetrachloroethane	ND	ug/Kg	210	720	5.0
Ethylbenzene	ND	ug/Kg	250	720	5.0
m-Xylene & p-Xylene	ND	ug/Kg	400	720	5.0
o-Xylene	ND	ug/Kg	200	720	5.0
Styrene	ND	ug/Kg	130	720	5.0
Bromoform	ND	ug/Kg	180	720	5.0
Isopropylbenzene	ND	ug/Kg	270	720	5.0
Bromobenzene	ND	ug/Kg	140	720	5.0

Edward Van Doren
 Shaw Environmental & Infrastructure, Inc
 11 Northeastern Boulevard
 Salem, NH 07079-1953

Job Number: 360-2783-1

Client Sample ID: SB-211 (45')

Lab Sample ID: 360-2783-2

Date Sampled: 04/10/2006 1210
 Date Received: 04/17/2006 1820
 Percent Solids: 87

Analyte	Result/Qualifier	Unit	MDL	RL	Dilution
Method: 8260B	Date Prepared:		Date Analyzed: 04/21/2006 0912		
1,1,2,2-Tetrachloroethane	ND	ug/Kg	250	720	5.0
1,2,3-Trichloropropane	ND	ug/Kg	390	720	5.0
N-Propylbenzene	ND	ug/Kg	250	720	5.0
2-Chlorotoluene	ND	ug/Kg	210	720	5.0
1,3,5-Trimethylbenzene	ND	ug/Kg	190	720	5.0
4-Chlorotoluene	ND	ug/Kg	150	720	5.0
tert-Butylbenzene	ND	ug/Kg	210	720	5.0
1,2,4-Trimethylbenzene	ND	ug/Kg	120	720	5.0
sec-Butylbenzene	ND	ug/Kg	230	720	5.0
1,3-Dichlorobenzene	ND	ug/Kg	74	720	5.0
4-Isopropyltoluene	ND	ug/Kg	220	720	5.0
1,4-Dichlorobenzene	ND	ug/Kg	130	720	5.0
n-Butylbenzene	ND	ug/Kg	290	720	5.0
1,2-Dichlorobenzene	ND	ug/Kg	130	720	5.0
1,2-Dibromo-3-Chloropropane	ND	ug/Kg	310	720	5.0
1,2,4-Trichlorobenzene	ND	ug/Kg	210	720	5.0
Hexachlorobutadiene	ND	ug/Kg	300	720	5.0
Naphthalene	ND	ug/Kg	270	7200	5.0
1,2,3-Trichlorobenzene	ND	ug/Kg	260	720	5.0
2,2-Dichloropropane	ND	ug/Kg	370	720	5.0
Surrogate			Acceptance Limits		
1,2-Dichloroethane-d4	96	%	70 - 130		
4-Bromofluorobenzene	94	%	70 - 130		
Dibromofluoromethane	102	%	70 - 130		
Toluene-d8	100	%	70 - 130		

Edward Van Doren
Shaw Environmental & Infrastructure, Inc
11 Northeastern Boulevard
Salem, NH 07079-1953

Job Number: 360-2783-1

Client Sample ID: SB-211 (45')

Lab Sample ID: 360-2783-2

Date Sampled: 04/10/2006 1210
Date Received: 04/17/2006 1820

Analyte	Result/Qualifier	Unit	RL	RL	Dilution
Method: PercentMoisture	Date Prepared:		Date Analyzed: 04/26/2006 1359		
Percent Moisture	13	%	1.0	1.0	1.0

Edward Van Doren
 Shaw Environmental & Infrastructure, Inc
 11 Northeastern Boulevard
 Salem, NH 07079-1953

Job Number: 360-2783-1

Client Sample ID: SB-214 (28')

Lab Sample ID: 360-2783-3

Date Sampled: 04/11/2006 0850

Date Received: 04/17/2006 1820

Percent Solids: 83

Analyte	Result/Qualifier	Unit	MDL	RL	Dilution
Method: 8260B	Date Prepared:		Date Analyzed: 04/21/2006 0325		
Chloromethane	ND	ug/Kg	50	300	1.0
Vinyl chloride	ND	ug/Kg	77	300	1.0
Bromomethane	ND	ug/Kg	38	300	1.0
Chloroethane	ND *	ug/Kg	73	300	1.0
Trichlorofluoromethane	ND	ug/Kg	60	150	1.0
1,1-Dichloroethene	ND	ug/Kg	56	150	1.0
Acetone	ND *	ug/Kg	2800	15000	1.0
Methylene Chloride	ND	ug/Kg	89	300	1.0
trans-1,2-Dichloroethene	ND	ug/Kg	52	150	1.0
Methyl tert-butyl ether	ND	ug/Kg	43	150	1.0
1,1-Dichloroethane	ND	ug/Kg	55	150	1.0
cis-1,2-Dichloroethene	ND	ug/Kg	72	150	1.0
Methyl Ethyl Ketone	ND	ug/Kg	470	1200	1.0
Chlorobromomethane	ND	ug/Kg	26	150	1.0
Chloroform	ND	ug/Kg	26	150	1.0
1,1,1-Trichloroethane	ND	ug/Kg	60	150	1.0
1,1-Dichloropropene	68 J	ug/Kg	61	150	1.0
Carbon tetrachloride	ND	ug/Kg	58	150	1.0
Benzene	ND	ug/Kg	40	150	1.0
1,2-Dichloroethane	ND	ug/Kg	24	150	1.0
Trichloroethene	ND	ug/Kg	65	150	1.0
1,2-Dichloropropane	ND	ug/Kg	29	150	1.0
Dibromomethane	ND	ug/Kg	28	150	1.0
Dichlorobromomethane	ND	ug/Kg	20	150	1.0
cis-1,3-Dichloropropene	ND	ug/Kg	38	150	1.0
methyl isobutyl ketone	ND	ug/Kg	290	1200	1.0
Toluene	ND	ug/Kg	30	150	1.0
trans-1,3-Dichloropropene	ND	ug/Kg	42	150	1.0
1,1,2-Trichloroethane	21 J	ug/Kg	18	150	1.0
Tetrachloroethene	2500	ug/Kg	79	150	1.0
1,3-Dichloropropane	ND	ug/Kg	32	150	1.0
2-Hexanone	ND	ug/Kg	300	1200	1.0
Chlorodibromomethane	ND	ug/Kg	32	150	1.0
Ethylene Dibromide	ND	ug/Kg	24	150	1.0
Chlorobenzene	ND	ug/Kg	37	150	1.0
1,1,1,2-Tetrachloroethane	ND	ug/Kg	44	150	1.0
Ethylbenzene	ND	ug/Kg	53	150	1.0
m-Xylene & p-Xylene	ND	ug/Kg	84	150	1.0
o-Xylene	ND	ug/Kg	42	150	1.0
Styrene	ND	ug/Kg	28	150	1.0
Bromoform	ND	ug/Kg	37	150	1.0
Isopropylbenzene	ND	ug/Kg	56	150	1.0
Bromobenzene	ND	ug/Kg	30	150	1.0

Edward Van Doren
 Shaw Environmental & Infrastructure, Inc
 11 Northeastern Boulevard
 Salem, NH 07079-1953

Job Number: 360-2783-1

Client Sample ID: SB-214 (28')

Lab Sample ID: 360-2783-3

Date Sampled: 04/11/2006 0850

Date Received: 04/17/2006 1820

Percent Solids: 83

Analyte	Result/Qualifier	Unit	MDL	RL	Dilution
Method: 8260B		Date Prepared:	Date Analyzed: 04/21/2006 0325		
1,1,2,2-Tetrachloroethane	ND	ug/Kg	52	150	1.0
1,2,3-Trichloropropane	ND	ug/Kg	82	150	1.0
N-Propylbenzene	ND	ug/Kg	52	150	1.0
2-Chlorotoluene	ND	ug/Kg	43	150	1.0
1,3,5-Trimethylbenzene	ND	ug/Kg	40	150	1.0
4-Chlorotoluene	ND	ug/Kg	32	150	1.0
tert-Butylbenzene	ND	ug/Kg	44	150	1.0
1,2,4-Trimethylbenzene	ND	ug/Kg	25	150	1.0
sec-Butylbenzene	ND	ug/Kg	49	150	1.0
1,3-Dichlorobenzene	ND	ug/Kg	16	150	1.0
4-Isopropyltoluene	ND	ug/Kg	47	150	1.0
1,4-Dichlorobenzene	ND	ug/Kg	28	150	1.0
n-Butylbenzene	ND	ug/Kg	60	150	1.0
1,2-Dichlorobenzene	ND	ug/Kg	26	150	1.0
1,2-Dibromo-3-Chloropropane	ND	ug/Kg	65	150	1.0
1,2,4-Trichlorobenzene	ND	ug/Kg	43	150	1.0
Hexachlorobutadiene	ND	ug/Kg	64	150	1.0
Naphthalene	ND	ug/Kg	58	1500	1.0
1,2,3-Trichlorobenzene	ND	ug/Kg	55	150	1.0
2,2-Dichloropropane	ND	ug/Kg	77	150	1.0
Surrogate			Acceptance Limits		
1,2-Dichloroethane-d4	92	%	70 - 130		
4-Bromofluorobenzene	96	%	70 - 130		
Dibromofluoromethane	97	%	70 - 130		
Toluene-d8	99	%	70 - 130		

Edward Van Doren
Shaw Environmental & Infrastructure, Inc
11 Northeastern Boulevard
Salem, NH 07079-1953

Job Number: 360-2783-1

Client Sample ID: SB-214 (28')

Lab Sample ID: 360-2783-3

Date Sampled: 04/11/2006 0850

Date Received: 04/17/2006 1820

Analyte	Result/Qualifier	Unit	RL	RL	Dilution
Method: PercentMoisture	Date Prepared:		Date Analyzed: 04/26/2006	1359	
Percent Moisture	17	%	1.0	1.0	1.0

Edward Van Doren
 Shaw Environmental & Infrastructure, Inc
 11 Northeastern Boulevard
 Salem, NH 07079-1953

Job Number: 360-2783-1

Client Sample ID: SB-214 (48')

Lab Sample ID: 360-2783-4

Date Sampled: 04/11/2006 1130

Date Received: 04/17/2006 1820

Percent Solids: 93

Analyte	Result/Qualifier	Unit	MDL	RL	Dilution
Method: 8260B	Date Prepared:		Date Analyzed: 04/21/2006 0352		
Chloromethane	ND	ug/Kg	45	270	1.0
Vinyl chloride	ND	ug/Kg	69	270	1.0
Bromomethane	ND	ug/Kg	34	270	1.0
Chloroethane	ND *	ug/Kg	66	270	1.0
Trichlorofluoromethane	ND	ug/Kg	54	130	1.0
1,1-Dichloroethene	ND	ug/Kg	51	130	1.0
Acetone	ND *	ug/Kg	2500	13000	1.0
Methylene Chloride	ND	ug/Kg	80	270	1.0
trans-1,2-Dichloroethene	ND	ug/Kg	46	130	1.0
Methyl tert-butyl ether	ND	ug/Kg	39	130	1.0
1,1-Dichloroethane	ND	ug/Kg	50	130	1.0
cis-1,2-Dichloroethene	ND	ug/Kg	65	130	1.0
Methyl Ethyl Ketone	ND	ug/Kg	420	1100	1.0
Chlorobromomethane	ND	ug/Kg	24	130	1.0
Chloroform	ND	ug/Kg	24	130	1.0
1,1,1-Trichloroethane	ND	ug/Kg	54	130	1.0
1,1-Dichloropropene	ND	ug/Kg	55	130	1.0
Carbon tetrachloride	ND	ug/Kg	52	130	1.0
Benzene	ND	ug/Kg	36	130	1.0
1,2-Dichloroethane	ND	ug/Kg	22	130	1.0
Trichloroethene	ND	ug/Kg	58	130	1.0
1,2-Dichloropropane	ND	ug/Kg	26	130	1.0
Dibromomethane	ND	ug/Kg	25	130	1.0
Dichlorobromomethane	ND	ug/Kg	18	130	1.0
cis-1,3-Dichloropropene	ND	ug/Kg	34	130	1.0
methyl isobutyl ketone	ND	ug/Kg	260	1100	1.0
Toluene	ND	ug/Kg	27	130	1.0
trans-1,3-Dichloropropene	ND	ug/Kg	38	130	1.0
1,1,2-Trichloroethane	31 J	ug/Kg	16	130	1.0
Tetrachloroethene	3400	ug/Kg	71	130	1.0
1,3-Dichloropropane	ND	ug/Kg	29	130	1.0
2-Hexanone	ND	ug/Kg	270	1100	1.0
Chlorodibromomethane	ND	ug/Kg	29	130	1.0
Ethylene Dibromide	ND	ug/Kg	22	130	1.0
Chlorobenzene	ND	ug/Kg	33	130	1.0
1,1,1,2-Tetrachloroethane	ND	ug/Kg	40	130	1.0
Ethylbenzene	ND	ug/Kg	47	130	1.0
m-Xylene & p-Xylene	ND	ug/Kg	75	130	1.0
o-Xylene	ND	ug/Kg	38	130	1.0
Styrene	ND	ug/Kg	25	130	1.0
Bromoform	ND	ug/Kg	33	130	1.0
Isopropylbenzene	ND	ug/Kg	51	130	1.0
Bromobenzene	ND	ug/Kg	27	130	1.0

Edward Van Doren
 Shaw Environmental & Infrastructure, Inc
 11 Northeastern Boulevard
 Salem, NH 07079-1953

Job Number: 360-2783-1

Client Sample ID: SB-214 (48')

Lab Sample ID: 360-2783-4

Date Sampled: 04/11/2006 1130
 Date Received: 04/17/2006 1820
 Percent Solids: 93

Analyte	Result/Qualifier	Unit	MDL	RL	Dilution
Method: 8260B	Date Prepared:		Date Analyzed: 04/21/2006 0352		
1,1,2,2-Tetrachloroethane	ND	ug/Kg	46	130	1.0
1,2,3-Trichloropropane	ND	ug/Kg	73	130	1.0
N-Propylbenzene	ND	ug/Kg	46	130	1.0
2-Chlorotoluene	ND	ug/Kg	39	130	1.0
1,3,5-Trimethylbenzene	ND	ug/Kg	36	130	1.0
4-Chlorotoluene	ND	ug/Kg	29	130	1.0
tert-Butylbenzene	ND	ug/Kg	40	130	1.0
1,2,4-Trimethylbenzene	ND	ug/Kg	23	130	1.0
sec-Butylbenzene	ND	ug/Kg	44	130	1.0
1,3-Dichlorobenzene	ND	ug/Kg	14	130	1.0
4-Isopropyltoluene	ND	ug/Kg	42	130	1.0
1,4-Dichlorobenzene	ND	ug/Kg	25	130	1.0
n-Butylbenzene	ND	ug/Kg	54	130	1.0
1,2-Dichlorobenzene	ND	ug/Kg	24	130	1.0
1,2-Dibromo-3-Chloropropane	ND	ug/Kg	58	130	1.0
1,2,4-Trichlorobenzene	ND	ug/Kg	39	130	1.0
Hexachlorobutadiene	ND	ug/Kg	57	130	1.0
Naphthalene	ND	ug/Kg	52	1300	1.0
1,2,3-Trichlorobenzene	ND	ug/Kg	50	130	1.0
2,2-Dichloropropane	ND	ug/Kg	69	130	1.0
Surrogate			Acceptance Limits		
1,2-Dichloroethane-d4	88	%	70 - 130		
4-Bromofluorobenzene	95	%	70 - 130		
Dibromofluoromethane	94	%	70 - 130		
Toluene-d8	98	%	70 - 130		

Edward Van Doren
Shaw Environmental & Infrastructure, Inc
11 Northeastern Boulevard
Salem, NH 07079-1953

Job Number: 360-2783-1

Client Sample ID: SB-214 (48')

Lab Sample ID: 360-2783-4

Date Sampled: 04/11/2006 1130
Date Received: 04/17/2006 1820

Analyte	Result/Qualifier	Unit	RL	RL	Dilution
Method: PercentMoisture	Date Prepared:		Date Analyzed: 04/26/2006 1359		
Percent Moisture	7.2	%	1.0	1.0	1.0

Edward Van Doren
 Shaw Environmental & Infrastructure, Inc
 11 Northeastern Boulevard
 Salem, NH 07079-1953

Job Number: 360-2783-1

Client Sample ID: SB-212 (38')

Lab Sample ID: 360-2783-5

Date Sampled: 04/12/2006 1138
 Date Received: 04/17/2006 1820
 Percent Solids: 93

Analyte	Result/Qualifier	Unit	MDL	RL	Dilution
Method: 8260B	Date Prepared:		Date Analyzed: 04/21/2006 0939		
Chloromethane	ND	ug/Kg	230	1300	5.0
Vinyl chloride	ND	ug/Kg	340	1300	5.0
Bromomethane	ND	ug/Kg	170	1300	5.0
Chloroethane	ND *	ug/Kg	330	1300	5.0
Trichlorofluoromethane	ND	ug/Kg	270	670	5.0
1,1-Dichloroethene	ND	ug/Kg	250	670	5.0
Acetone	ND *	ug/Kg	13000	67000	5.0
Methylene Chloride	ND	ug/Kg	400	1300	5.0
trans-1,2-Dichloroethene	ND	ug/Kg	230	670	5.0
Methyl tert-butyl ether	ND	ug/Kg	190	670	5.0
1,1-Dichloroethane	ND	ug/Kg	250	670	5.0
cis-1,2-Dichloroethene	ND	ug/Kg	320	670	5.0
Methyl Ethyl Ketone	ND	ug/Kg	2100	5400	5.0
Chlorobromomethane	ND	ug/Kg	120	670	5.0
Chloroform	ND	ug/Kg	120	670	5.0
1,1,1-Trichloroethane	ND	ug/Kg	270	670	5.0
1,1-Dichloropropene	ND	ug/Kg	270	670	5.0
Carbon tetrachloride	ND	ug/Kg	260	670	5.0
Benzene	ND	ug/Kg	180	670	5.0
1,2-Dichloroethane	ND	ug/Kg	110	670	5.0
Trichloroethene	ND	ug/Kg	290	670	5.0
1,2-Dichloropropane	ND	ug/Kg	130	670	5.0
Dibromomethane	ND	ug/Kg	120	670	5.0
Dichlorobromomethane	ND	ug/Kg	92	670	5.0
cis-1,3-Dichloropropene	ND	ug/Kg	170	670	5.0
methyl isobutyl ketone	ND	ug/Kg	1300	5400	5.0
Toluene	ND	ug/Kg	130	670	5.0
trans-1,3-Dichloropropene	ND	ug/Kg	190	670	5.0
1,1,2-Trichloroethane	ND	ug/Kg	81	670	5.0
Tetrachloroethene	50000	ug/Kg	360	670	5.0
1,3-Dichloropropane	ND	ug/Kg	150	670	5.0
2-Hexanone	ND	ug/Kg	1300	5400	5.0
Chlorodibromomethane	ND	ug/Kg	150	670	5.0
Ethylene Dibromide	ND	ug/Kg	110	670	5.0
Chlorobenzene	ND	ug/Kg	170	670	5.0
1,1,1,2-Tetrachloroethane	ND	ug/Kg	200	670	5.0
Ethylbenzene	ND	ug/Kg	240	670	5.0
m-Xylene & p-Xylene	ND	ug/Kg	380	670	5.0
o-Xylene	ND	ug/Kg	190	670	5.0
Styrene	ND	ug/Kg	120	670	5.0
Bromoform	ND	ug/Kg	170	670	5.0
Isopropylbenzene	ND	ug/Kg	250	670	5.0
Bromobenzene	ND	ug/Kg	130	670	5.0

Edward Van Doren
 Shaw Environmental & Infrastructure, Inc
 11 Northeastern Boulevard
 Salem, NH 07079-1953

Job Number: 360-2783-1

Client Sample ID: SB-212 (38')

Lab Sample ID: 360-2783-5

Date Sampled: 04/12/2006 1138

Date Received: 04/17/2006 1820

Percent Solids: 93

Analyte	Result/Qualifier	Unit	MDL	RL	Dilution
Method: 8260B	Date Prepared:		Date Analyzed: 04/21/2006 0939		
1,1,2,2-Tetrachloroethane	ND	ug/Kg	230	670	5.0
1,2,3-Trichloropropane	ND	ug/Kg	370	670	5.0
N-Propylbenzene	ND	ug/Kg	230	670	5.0
2-Chlorotoluene	ND	ug/Kg	190	670	5.0
1,3,5-Trimethylbenzene	ND	ug/Kg	180	670	5.0
4-Chlorotoluene	ND	ug/Kg	150	670	5.0
tert-Butylbenzene	ND	ug/Kg	200	670	5.0
1,2,4-Trimethylbenzene	ND	ug/Kg	110	670	5.0
sec-Butylbenzene	ND	ug/Kg	220	670	5.0
1,3-Dichlorobenzene	ND	ug/Kg	70	670	5.0
4-Isopropyltoluene	ND	ug/Kg	210	670	5.0
1,4-Dichlorobenzene	ND	ug/Kg	120	670	5.0
n-Butylbenzene	ND	ug/Kg	270	670	5.0
1,2-Dichlorobenzene	ND	ug/Kg	120	670	5.0
1,2-Dibromo-3-Chloropropane	ND	ug/Kg	290	670	5.0
1,2,4-Trichlorobenzene	ND	ug/Kg	190	670	5.0
Hexachlorobutadiene	ND	ug/Kg	290	670	5.0
Naphthalene	ND	ug/Kg	260	6700	5.0
1,2,3-Trichlorobenzene	ND	ug/Kg	250	670	5.0
2,2-Dichloropropane	ND	ug/Kg	340	670	5.0
Surrogate			Acceptance Limits		
1,2-Dichloroethane-d4	90	%	70 - 130		
4-Bromofluorobenzene	96	%	70 - 130		
Dibromofluoromethane	94	%	70 - 130		
Toluene-d8	99	%	70 - 130		

Edward Van Doren
Shaw Environmental & Infrastructure, Inc
11 Northeastern Boulevard
Salem, NH 07079-1953

Job Number: 360-2783-1

Client Sample ID: SB-212 (38')

Lab Sample ID: 360-2783-5

Date Sampled: 04/12/2006 1138

Date Received: 04/17/2006 1820

Analyte	Result/Qualifier	Unit	RL	RL	Dilution
Method: PercentMoisture	Date Prepared:		Date Analyzed: 04/26/2006 1359		
Percent Moisture	7.2	%	1.0	1.0	1.0

Edward Van Doren
 Shaw Environmental & Infrastructure, Inc
 11 Northeastern Boulevard
 Salem, NH 07079-1953

Job Number: 360-2783-1

Client Sample ID: SB-212 (32')

Lab Sample ID: 360-2783-6

Date Sampled: 04/12/2006 1058
 Date Received: 04/17/2006 1820
 Percent Solids: 90

Analyte	Result/Qualifier	Unit	MDL	RL	Dilution
Method: 8260B	Date Prepared:		Date Analyzed: 04/21/2006 0447		
Chloromethane	ND	ug/Kg	47	280	1.0
Vinyl chloride	ND	ug/Kg	71	280	1.0
Bromomethane	46 J	ug/Kg	36	280	1.0
Chloroethane	ND *	ug/Kg	68	280	1.0
Trichlorofluoromethane	ND	ug/Kg	55	140	1.0
1,1-Dichloroethene	ND	ug/Kg	52	140	1.0
Acetone	ND *	ug/Kg	2600	14000	1.0
Methylene Chloride	ND	ug/Kg	82	280	1.0
trans-1,2-Dichloroethene	ND	ug/Kg	48	140	1.0
Methyl tert-butyl ether	ND	ug/Kg	40	140	1.0
1,1-Dichloroethane	ND	ug/Kg	51	140	1.0
cis-1,2-Dichloroethene	ND	ug/Kg	67	140	1.0
Methyl Ethyl Ketone	ND	ug/Kg	440	1100	1.0
Chlorobromomethane	ND	ug/Kg	24	140	1.0
Chloroform	ND	ug/Kg	24	140	1.0
1,1,1-Trichloroethane	ND	ug/Kg	55	140	1.0
1,1-Dichloropropene	ND	ug/Kg	57	140	1.0
Carbon tetrachloride	ND	ug/Kg	53	140	1.0
Benzene	ND	ug/Kg	37	140	1.0
1,2-Dichloroethane	ND	ug/Kg	22	140	1.0
Trichloroethene	ND	ug/Kg	60	140	1.0
1,2-Dichloropropane	ND	ug/Kg	27	140	1.0
Dibromomethane	ND	ug/Kg	26	140	1.0
Dichlorobromomethane	ND	ug/Kg	19	140	1.0
cis-1,3-Dichloropropene	ND	ug/Kg	36	140	1.0
methyl isobutyl ketone	ND	ug/Kg	270	1100	1.0
Toluene	ND	ug/Kg	28	140	1.0
trans-1,3-Dichloropropene	ND	ug/Kg	39	140	1.0
1,1,2-Trichloroethane	ND	ug/Kg	17	140	1.0
Tetrachloroethene	13000	ug/Kg	73	140	1.0
1,3-Dichloropropane	ND	ug/Kg	30	140	1.0
2-Hexanone	ND	ug/Kg	280	1100	1.0
Chlorodibromomethane	ND	ug/Kg	30	140	1.0
Ethylene Dibromide	ND	ug/Kg	22	140	1.0
Chlorobenzene	ND	ug/Kg	34	140	1.0
1,1,1,2-Tetrachloroethane	ND	ug/Kg	41	140	1.0
Ethylbenzene	ND	ug/Kg	49	140	1.0
m-Xylene & p-Xylene	ND	ug/Kg	78	140	1.0
o-Xylene	ND	ug/Kg	39	140	1.0
Styrene	ND	ug/Kg	26	140	1.0
Bromoform	ND	ug/Kg	34	140	1.0
Isopropylbenzene	ND	ug/Kg	52	140	1.0
Bromobenzene	ND	ug/Kg	28	140	1.0

Edward Van Doren
 Shaw Environmental & Infrastructure, Inc
 11 Northeastern Boulevard
 Salem, NH 07079-1953

Job Number: 360-2783-1

Client Sample ID: SB-212 (32')

Lab Sample ID: 360-2783-6

Date Sampled: 04/12/2006 1058

Date Received: 04/17/2006 1820

Percent Solids: 90

Analyte	Result/Qualifier	Unit	MDL	RL	Dilution
Method: 8260B	Date Prepared:		Date Analyzed: 04/21/2006 0447		
1,1,2,2-Tetrachloroethane	ND	ug/Kg	48	140	1.0
1,2,3-Trichloropropane	ND	ug/Kg	75	140	1.0
N-Propylbenzene	ND	ug/Kg	48	140	1.0
2-Chlorotoluene	ND	ug/Kg	40	140	1.0
1,3,5-Trimethylbenzene	ND	ug/Kg	37	140	1.0
4-Chlorotoluene	ND	ug/Kg	30	140	1.0
tert-Butylbenzene	ND	ug/Kg	41	140	1.0
1,2,4-Trimethylbenzene	ND	ug/Kg	23	140	1.0
sec-Butylbenzene	ND	ug/Kg	46	140	1.0
1,3-Dichlorobenzene	ND	ug/Kg	14	140	1.0
4-Isopropyltoluene	ND	ug/Kg	43	140	1.0
1,4-Dichlorobenzene	ND	ug/Kg	26	140	1.0
n-Butylbenzene	ND	ug/Kg	55	140	1.0
1,2-Dichlorobenzene	ND	ug/Kg	24	140	1.0
1,2-Dibromo-3-Chloropropane	ND	ug/Kg	60	140	1.0
1,2,4-Trichlorobenzene	ND	ug/Kg	40	140	1.0
Hexachlorobutadiene	ND	ug/Kg	59	140	1.0
Naphthalene	ND	ug/Kg	53	1400	1.0
1,2,3-Trichlorobenzene	ND	ug/Kg	51	140	1.0
2,2-Dichloropropane	ND	ug/Kg	71	140	1.0
Surrogate			Acceptance Limits		
1,2-Dichloroethane-d4	89	%	70 - 130		
4-Bromofluorobenzene	95	%	70 - 130		
Dibromofluoromethane	96	%	70 - 130		
Toluene-d8	98	%	70 - 130		

Edward Van Doren
Shaw Environmental & Infrastructure, Inc
11 Northeastern Boulevard
Salem, NH 07079-1953

Job Number: 360-2783-1

Client Sample ID: SB-212 (32')

Lab Sample ID: 360-2783-6

Date Sampled: 04/12/2006 1058
Date Received: 04/17/2006 1820

Analyte	Result/Qualifier	Unit	RL	RL	Dilution
Method: PercentMoisture	Date Prepared:		Date Analyzed: 04/26/2006	1359	
Percent Moisture	9.9	%	1.0	1.0	1.0

Edward Van Doren
 Shaw Environmental & Infrastructure, Inc
 11 Northeastern Boulevard
 Salem, NH 07079-1953

Job Number: 360-2783-1

Client Sample ID: SB-213 (38')

Lab Sample ID: 360-2783-7

Date Sampled: 04/13/2006 1000

Date Received: 04/17/2006 1820

Percent Solids: 85

Analyte	Result/Qualifier	Unit	MDL	RL	Dilution
Method: 8260B	Date Prepared:		Date Analyzed: 04/21/2006 0515		
Chloromethane	ND	ug/Kg	49	290	1.0
Vinyl chloride	ND	ug/Kg	75	290	1.0
Bromomethane	ND	ug/Kg	38	290	1.0
Chloroethane	ND *	ug/Kg	72	290	1.0
Trichlorofluoromethane	ND	ug/Kg	59	150	1.0
1,1-Dichloroethene	ND	ug/Kg	55	150	1.0
Acetone	ND *	ug/Kg	2700	15000	1.0
Methylene Chloride	ND	ug/Kg	87	290	1.0
trans-1,2-Dichloroethene	ND	ug/Kg	51	150	1.0
Methyl tert-butyl ether	ND	ug/Kg	42	150	1.0
1,1-Dichloroethane	ND	ug/Kg	54	150	1.0
cis-1,2-Dichloroethene	ND	ug/Kg	71	150	1.0
Methyl Ethyl Ketone	ND	ug/Kg	460	1200	1.0
Chlorobromomethane	ND	ug/Kg	26	150	1.0
Chloroform	ND	ug/Kg	26	150	1.0
1,1,1-Trichloroethane	ND	ug/Kg	59	150	1.0
1,1-Dichloropropene	69 J	ug/Kg	60	150	1.0
Carbon tetrachloride	ND	ug/Kg	57	150	1.0
Benzene	ND	ug/Kg	39	150	1.0
1,2-Dichloroethane	ND	ug/Kg	24	150	1.0
Trichloroethene	ND	ug/Kg	64	150	1.0
1,2-Dichloropropane	ND	ug/Kg	28	150	1.0
Dibromomethane	ND	ug/Kg	27	150	1.0
Dichlorobromomethane	ND	ug/Kg	20	150	1.0
cis-1,3-Dichloropropene	ND	ug/Kg	38	150	1.0
methyl isobutyl ketone	ND	ug/Kg	280	1200	1.0
Toluene	ND	ug/Kg	29	150	1.0
trans-1,3-Dichloropropene	ND	ug/Kg	41	150	1.0
1,1,2-Trichloroethane	ND	ug/Kg	18	150	1.0
Tetrachloroethene	12000	ug/Kg	78	150	1.0
1,3-Dichloropropane	ND	ug/Kg	32	150	1.0
2-Hexanone	ND	ug/Kg	290	1200	1.0
Chlorodibromomethane	ND	ug/Kg	32	150	1.0
Ethylene Dibromide	ND	ug/Kg	24	150	1.0
Chlorobenzene	ND	ug/Kg	37	150	1.0
1,1,1,2-Tetrachloroethane	ND	ug/Kg	44	150	1.0
Ethylbenzene	ND	ug/Kg	52	150	1.0
m-Xylene & p-Xylene	ND	ug/Kg	82	150	1.0
o-Xylene	ND	ug/Kg	41	150	1.0
Styrene	ND	ug/Kg	27	150	1.0
Bromoform	ND	ug/Kg	37	150	1.0
Isopropylbenzene	ND	ug/Kg	55	150	1.0
Bromobenzene	ND	ug/Kg	29	150	1.0

Edward Van Doren
 Shaw Environmental & Infrastructure, Inc
 11 Northeastern Boulevard
 Salem, NH 07079-1953

Job Number: 360-2783-1

Client Sample ID: SB-213 (38')

Lab Sample ID: 360-2783-7

Date Sampled: 04/13/2006 1000
 Date Received: 04/17/2006 1820
 Percent Solids: 85

Analyte	Result/Qualifier	Unit	MDL	RL	Dilution
Method: 8260B		Date Prepared:	Date Analyzed: 04/21/2006 0515		
1,1,2,2-Tetrachloroethane	ND	ug/Kg	51	150	1.0
1,2,3-Trichloropropane	ND	ug/Kg	80	150	1.0
N-Propylbenzene	ND	ug/Kg	51	150	1.0
2-Chlorotoluene	ND	ug/Kg	42	150	1.0
1,3,5-Trimethylbenzene	ND	ug/Kg	39	150	1.0
4-Chlorotoluene	ND	ug/Kg	32	150	1.0
tert-Butylbenzene	ND	ug/Kg	44	150	1.0
1,2,4-Trimethylbenzene	ND	ug/Kg	25	150	1.0
sec-Butylbenzene	ND	ug/Kg	48	150	1.0
1,3-Dichlorobenzene	ND	ug/Kg	15	150	1.0
4-Isopropyltoluene	ND	ug/Kg	46	150	1.0
1,4-Dichlorobenzene	ND	ug/Kg	27	150	1.0
n-Butylbenzene	ND	ug/Kg	59	150	1.0
1,2-Dichlorobenzene	ND	ug/Kg	26	150	1.0
1,2-Dibromo-3-Chloropropane	ND	ug/Kg	64	150	1.0
1,2,4-Trichlorobenzene	ND	ug/Kg	42	150	1.0
Hexachlorobutadiene	ND	ug/Kg	62	150	1.0
Naphthalene	ND	ug/Kg	57	1500	1.0
1,2,3-Trichlorobenzene	ND	ug/Kg	54	150	1.0
2,2-Dichloropropane	ND	ug/Kg	75	150	1.0
<u>Surrogate</u>			<u>Acceptance Limits</u>		
1,2-Dichloroethane-d4	91	%	70 - 130		
4-Bromofluorobenzene	97	%	70 - 130		
Dibromofluoromethane	96	%	70 - 130		
Toluene-d8	98	%	70 - 130		

Edward Van Doren
Shaw Environmental & Infrastructure, Inc
11 Northeastern Boulevard
Salem, NH 07079-1953

Job Number: 360-2783-1

Client Sample ID: SB-213 (38')

Lab Sample ID: 360-2783-7

Date Sampled: 04/13/2006 1000
Date Received: 04/17/2006 1820

Analyte	Result/Qualifier	Unit	RL	RL	Dilution
Method: PercentMoisture	Date Prepared:		Date Analyzed: 04/26/2006	1359	
Percent Moisture	15	%	1.0	1.0	1.0

DATA REPORTING QUALIFIERS

Client: Shaw Environmental & Infrastructure, Inc

Job Number: 360-2783-1

Lab Section	Qualifier	Description
GC/MS VOA	*	LCS, LCSD, MS, MSD, MD, or Surrogate exceeds the control limits
	J	Result is less than the RL but greater than or equal to the MDL and the concentration is an approximate value.

QUALITY CONTROL RESULTS

Quality Control Results

Client: Shaw Environmental & Infrastructure, Inc

Job Number: 360-2783-1

QC Association Summary

Lab Sample ID	Client Sample ID	Client Matrix	Method	Prep Batch
GC/MS VOA				
Analysis Batch:360-5415				
LCS 360-5415/1	Lab Control Spike	Solid	8260B	
LCSD 360-5415/2	Lab Control Spike Duplicate	Solid	8260B	
MB 360-5415/3	Method Blank	Solid	8260B	
360-2783-1	SB-211 (36')	Solid	8260B	
360-2783-2	SB-211 (45')	Solid	8260B	
360-2783-3	SB-214 (28')	Solid	8260B	
360-2783-4	SB-214 (48')	Solid	8260B	
360-2783-5	SB-212 (38')	Solid	8260B	
360-2783-6	SB-212 (32')	Solid	8260B	
360-2783-7	SB-213 (38')	Solid	8260B	
General Chemistry				
Analysis Batch:360-5532				
360-2783-1	SB-211 (36')	Solid	PercentMoisture	
360-2783-2	SB-211 (45')	Solid	PercentMoisture	
360-2783-3	SB-214 (28')	Solid	PercentMoisture	
360-2783-4	SB-214 (48')	Solid	PercentMoisture	
360-2783-5	SB-212 (38')	Solid	PercentMoisture	
360-2783-6	SB-212 (32')	Solid	PercentMoisture	
360-2783-7	SB-213 (38')	Solid	PercentMoisture	

Quality Control Results

Client: Shaw Environmental & Infrastructure, Inc

Job Number: 360-2783-1

Method Blank - Batch: 360-5415

Method: 8260B
Preparation: N/A

Lab Sample ID: MB 360-5415/3
Client Matrix: Solid
Dilution: 1.0
Date Analyzed: 04/21/2006 0135
Date Prepared: N/A

Analysis Batch: 360-5415
Prep Batch: N/A
Units: ug/Kg

Instrument ID: HP 5890/5972 GC/MS
Lab File ID: V33293.D
Initial Weight/Volume: 0.1 mL
Final Weight/Volume: 25 mL

Analyte	Result	Qual	MDL	RL
Chloromethane	ND		42	250
Vinyl chloride	ND		64	250
Bromomethane	ND		32	250
Chloroethane	ND		61	250
Trichlorofluoromethane	ND		50	130
1,1-Dichloroethene	ND		47	130
Acetone	ND		2300	13000
Methylene Chloride	ND		74	250
trans-1,2-Dichloroethene	ND		43	130
Methyl tert-butyl ether	ND		36	130
1,1-Dichloroethane	ND		46	130
cis-1,2-Dichloroethene	ND		60	130
Methyl Ethyl Ketone	ND		390	1000
Chlorobromomethane	ND		22	130
Chloroform	ND		22	130
1,1,1-Trichloroethane	ND		50	130
1,1-Dichloropropene	ND		51	130
Carbon tetrachloride	ND		48	130
Benzene	ND		33	130
1,2-Dichloroethane	ND		20	130
Trichloroethene	ND		54	130
1,2-Dichloropropane	ND		24	130
Dibromomethane	ND		23	130
Dichlorobromomethane	ND		17	130
cis-1,3-Dichloropropene	ND		32	130
methyl isobutyl ketone	ND		240	1000
Toluene	ND		25	130
trans-1,3-Dichloropropene	ND		35	130
1,1,2-Trichloroethane	ND		15	130
Tetrachloroethene	ND		66	130
1,3-Dichloropropane	ND		27	130
2-Hexanone	ND		250	1000
Chlorodibromomethane	ND		27	130
Ethylene Dibromide	ND		20	130
Chlorobenzene	ND		31	130
1,1,1,2-Tetrachloroethane	ND		37	130
Ethylbenzene	ND		44	130
m-Xylene & p-Xylene	ND		70	130
o-Xylene	ND		35	130
Styrene	ND		23	130
Bromoform	ND		31	130

Calculations are performed before rounding to avoid round-off errors in calculated results.

Quality Control Results

Client: Shaw Environmental & Infrastructure, Inc

Job Number: 360-2783-1

Method Blank - Batch: 360-5415

**Method: 8260B
Preparation: N/A**

Lab Sample ID: MB 360-5415/3
Client Matrix: Solid
Dilution: 1.0
Date Analyzed: 04/21/2006 0135
Date Prepared: N/A

Analysis Batch: 360-5415
Prep Batch: N/A
Units: ug/Kg

Instrument ID: HP 5890/5972 GC/MS
Lab File ID: V33293.D
Initial Weight/Volume: 0.1 mL
Final Weight/Volume: 25 mL

Analyte	Result	Qual	MDL	RL
Isopropylbenzene	ND		47	130
Bromobenzene	ND		25	130
1,1,2,2-Tetrachloroethane	ND		43	130
1,2,3-Trichloropropane	ND		68	130
N-Propylbenzene	ND		43	130
2-Chlorotoluene	ND		36	130
1,3,5-Trimethylbenzene	ND		33	130
4-Chlorotoluene	ND		27	130
tert-Butylbenzene	ND		37	130
1,2,4-Trimethylbenzene	ND		21	130
sec-Butylbenzene	ND		41	130
1,3-Dichlorobenzene	ND		13	130
4-Isopropyltoluene	ND		39	130
1,4-Dichlorobenzene	ND		23	130
n-Butylbenzene	ND		50	130
1,2-Dichlorobenzene	ND		22	130
1,2-Dibromo-3-Chloropropane	ND		54	130
1,2,4-Trichlorobenzene	ND		36	130
Hexachlorobutadiene	ND		53	130
Naphthalene	ND		48	1300
1,2,3-Trichlorobenzene	ND		46	130
2,2-Dichloropropane	ND		64	130

Surrogate	% Rec	Acceptance Limits
1,2-Dichloroethane-d4	95	70 - 130
4-Bromofluorobenzene	96	70 - 130
Dibromofluoromethane	101	70 - 130
Toluene-d8	98	70 - 130

Calculations are performed before rounding to avoid round-off errors in calculated results.

Quality Control Results

Client: Shaw Environmental & Infrastructure, Inc

Job Number: 360-2783-1

**Laboratory Control/
Laboratory Control Duplicate Recovery Report - Batch: 360-5415**

**Method: 8260B
Preparation: N/A**

LCS Lab Sample ID: LCS 360-5415/1
Client Matrix: Solid
Dilution: 1.0
Date Analyzed: 04/21/2006 0013
Date Prepared: N/A

Analysis Batch: 360-5415
Prep Batch: N/A
Units: ug/Kg

Instrument ID: HP 5890/5972 GC/MS
Lab File ID: V33290.D
Initial Weight/Volume: 0.1 mL
Final Weight/Volume: 25 mL

LCSD Lab Sample ID: LCSD 360-5415/2
Client Matrix: Solid
Dilution: 1.0
Date Analyzed: 04/21/2006 0041
Date Prepared: N/A

Analysis Batch: 360-5415
Prep Batch: N/A
Units: ug/Kg

Instrument ID: HP 5890/5972 GC/MS
Lab File ID: V33291.D
Initial Weight/Volume: 0.1 mL
Final Weight/Volume: 25 mL

Analyte	% Rec.		Limit	RPD	RPD Limit	LCS Qual	LCSD Qual
	LCS	LCSD					
Chloromethane	104	103	70 - 130	1	25		
Vinyl chloride	101	99	70 - 130	2	25		
Bromomethane	75	71	70 - 130	6	25		
Chloroethane	17	17	70 - 130	1	25	*	*
Trichlorofluoromethane	71	73	70 - 130	2	25		
1,1-Dichloroethene	98	96	70 - 130	2	25		
Acetone	64	66	70 - 130	3	25	*	*
Methylene Chloride	96	95	70 - 130	1	25		
trans-1,2-Dichloroethene	96	94	70 - 130	3	25		
Methyl tert-butyl ether	77	78	70 - 130	2	25		
1,1-Dichloroethane	101	99	70 - 130	2	25		
cis-1,2-Dichloroethene	99	98	70 - 130	2	25		
Methyl Ethyl Ketone	77	79	70 - 130	2	25		
Chlorobromomethane	92	92	70 - 130	0	25		
Chloroform	96	93	70 - 130	3	25		
1,1,1-Trichloroethane	94	91	70 - 130	2	25		
1,1-Dichloropropene	96	94	70 - 130	2	25		
Carbon tetrachloride	92	90	70 - 130	2	25		
Benzene	98	96	70 - 130	3	25		
1,2-Dichloroethane	88	88	70 - 130	0	25		
Trichloroethene	94	93	70 - 130	1	25		
1,2-Dichloropropane	97	96	70 - 130	1	25		
Dibromomethane	91	92	70 - 130	1	25		
Dichlorobromomethane	86	85	70 - 130	1	25		
cis-1,3-Dichloropropene	88	87	70 - 130	0	25		
methyl isobutyl ketone	89	91	70 - 130	2	25		
Toluene	97	96	70 - 130	2	25		
trans-1,3-Dichloropropene	90	89	70 - 130	1	25		
1,1,2-Trichloroethane	90	92	70 - 130	1	25		
Tetrachloroethene	97	96	70 - 130	1	25		
1,3-Dichloropropane	92	93	70 - 130	1	25		
2-Hexanone	84	86	70 - 130	2	25		

Calculations are performed before rounding to avoid round-off errors in calculated results.

Quality Control Results

Client: Shaw Environmental & Infrastructure, Inc

Job Number: 360-2783-1

**Laboratory Control/
Laboratory Control Duplicate Recovery Report - Batch: 360-5415**

**Method: 8260B
Preparation: N/A**

LCS Lab Sample ID: LCS 360-5415/1
Client Matrix: Solid
Dilution: 1.0
Date Analyzed: 04/21/2006 0013
Date Prepared: N/A

Analysis Batch: 360-5415
Prep Batch: N/A
Units: ug/Kg

Instrument ID: HP 5890/5972 GC/MS
Lab File ID: V33290.D
Initial Weight/Volume: 0.1 mL
Final Weight/Volume: 25 mL

LCSD Lab Sample ID: LCSD 360-5415/2
Client Matrix: Solid
Dilution: 1.0
Date Analyzed: 04/21/2006 0041
Date Prepared: N/A

Analysis Batch: 360-5415
Prep Batch: N/A
Units: ug/Kg

Instrument ID: HP 5890/5972 GC/MS
Lab File ID: V33291.D
Initial Weight/Volume: 0.1 mL
Final Weight/Volume: 25 mL

Analyte	% Rec.		Limit	RPD	RPD Limit	LCS Qual	LCSD Qual
	LCS	LCSD					
Chlorodibromomethane	89	91	70 - 130	2	25		
Ethylene Dibromide	92	93	70 - 130	1	25		
Chlorobenzene	103	101	70 - 130	2	25		
1,1,1,2-Tetrachloroethane	96	94	70 - 130	2	25		
Ethylbenzene	103	100	70 - 130	3	25		
m-Xylene & p-Xylene	103	101	70 - 130	2	25		
o-Xylene	101	99	70 - 130	2	25		
Styrene	101	99	70 - 130	1	25		
Bromoform	102	103	70 - 130	1	25		
Isopropylbenzene	110	107	70 - 130	3	25		
Bromobenzene	97	96	70 - 130	1	25		
1,1,2,2-Tetrachloroethane	102	103	70 - 130	1	25		
1,2,3-Trichloropropane	93	93	70 - 130	1	25		
N-Propylbenzene	104	102	70 - 130	2	25		
2-Chlorotoluene	100	98	70 - 130	2	25		
1,3,5-Trimethylbenzene	100	97	70 - 130	3	25		
4-Chlorotoluene	101	98	70 - 130	3	25		
tert-Butylbenzene	102	99	70 - 130	2	25		
1,2,4-Trimethylbenzene	97	95	70 - 130	2	25		
sec-Butylbenzene	102	99	70 - 130	3	25		
1,3-Dichlorobenzene	97	96	70 - 130	1	25		
4-Isopropyltoluene	102	100	70 - 130	2	25		
1,4-Dichlorobenzene	105	104	70 - 130	2	25		
n-Butylbenzene	108	106	70 - 130	2	25		
1,2-Dichlorobenzene	103	102	70 - 130	0	25		
1,2-Dibromo-3-Chloropropane	90	91	70 - 130	1	25		
1,2,4-Trichlorobenzene	101	100	70 - 130	1	25		
Hexachlorobutadiene	114	115	70 - 130	0	25		
Naphthalene	97	100	70 - 130	4	25		
1,2,3-Trichlorobenzene	108	109	70 - 130	2	25		
2,2-Dichloropropane	86	83	70 - 130	4	25		

Calculations are performed before rounding to avoid round-off errors in calculated results.

Quality Control Results

Client: Shaw Environmental & Infrastructure, Inc

Job Number: 360-2783-1

Surrogate	LCS % Rec	LCSD % Rec	Acceptance Limits
1,2-Dichloroethane-d4	89	89	70 - 130
4-Bromofluorobenzene	98	97	70 - 130
Dibromofluoromethane	95	95	70 - 130
Toluene-d8	98	98	70 - 130

Calculations are performed before rounding to avoid round-off errors in calculated results.

LOGIN SAMPLE RECEIPT CHECK LIST

Client: Shaw Environmental & Infrastructure, Inc

Job Number: 360-2783-1

Login Number: 2783

Question	T/F/NA	Comment
Radioactivity either was not measured or, if measured, is at or below background	NA	
The cooler's custody seal, if present, is intact.	NA	
The cooler or samples do not appear to have been compromised or tampered with.	True	
Samples were received on ice.	True	
Cooler Temperature is acceptable.	True	
Cooler Temperature is recorded.	True	
COC is present.	True	
COC is filled out in ink and legible.	True	
COC is filled out with all pertinent information.	True	
There are no discrepancies between the sample IDs on the containers and the COC.	True	
Samples are received within Holding Time.	True	
Sample containers have legible labels.	True	
Containers are not broken or leaking.	True	
Sample collection date/times are provided.	True	
Appropriate sample containers are used.	True	
Sample bottles are completely filled.	True	
There is sufficient vol. for all requested analyses, incl. any requested MS/MSDs	True	
VOA sample vials do not have headspace or bubble is <6mm (1/4") in diameter.	NA	
If necessary, staff have been informed of any short hold time or quick TAT needs	True	
Multiphasic samples are not present.	True	
Samples do not require splitting or compositing.	True	



17 Princess Road
Lawrenceville, NJ 08648
Tel: 609/895-5370
Fax: 609/895-1858

Reduced Deliverable Package

**Prepared for
Tretton Providence**

**Lab ID
7277**

Project Number: 101960

**Samples Received
25-Apr-06**

**Report
1-May-06**

NJDEP Certified Lab 11001


 5/1/06
Randi K Rothmel, PhD Date
Laboratory Director

Table of Contents**1.0 General Information**

Sample ID Table

Chain of custody

Internal chains of custody

Methodology Review


Data Reporting Qualifiers

2.0 Sample Summary Results**3.0 QA/QC Report**

1.0 General Information


Sample ID Table

See LOC



000005

Chain of Custody (s)



7277

ANALYSIS REQUEST AND CHAIN-OF-CUSTODY RECORD

OHIO ENV
17 PRINCESS RD.
LAVRENCEVILLE, MS
086048
609 895 5370
4/05/06

REFERENCE DOCUMENT NO.:
Page 1 OF 1

Project Name/No.: TEXTRON TOWNSHIP K1960
Sample Team Member: BRAD SHORES
Profit Center: ENV SERV DIV
Project Manager: RANDI K. ROTTMER
Purchase Order No.:
Required Report Date:

Sample Shipment Date:
Laboratory Destination:
Laboratory Contact:
Project Contact/Phone:
Carrier Waybill No.:

Report To:

Sample Number	Sample Type/Description	Date/Time Collected	Container Type	Sample Volume	Pre-servative	Requested Testing Program	Condition on Receipt	Disposal Record
1	MW-101D GW	4/05/06 08:145	WA-PL	5	HNO ₃ -	TOTAL DISS FE + MN	Good	SUBD Chemtech FE/MN
2	MW-202D GW	4/05/06 08:145	WA-PL	5	HNO ₃ -	M/FE + ANIONS	↓	-Remaind sample Disposed BY LAB
3	MW-116D GW	4/05/06 08:150	WA-PL	5	HNO ₃ -	FOR ALL SAMPLES		
						DISS AND FE + MN		
						WORE FIELD FILTERED		
						0.45 MICRON.		

Special Instructions: _____

Possible Hazard Identification: Use caution when handling.

Flammable: _____

Poison B: _____

Unknown: _____

Level of QC Required: I. _____ II. _____ III. _____

Turnaround Time: _____

Normal per project: _____

1. Relinquished by: SDA Date: 4/25/06 Time: 1800

2. Relinquished by: RWS Date: _____ Time: _____

3. Relinquished by: _____ Date: _____ Time: _____

Comments: _____

Sample Disposal: _____

Return to Client: _____

Archive: _____

Project Specific: _____

1. Received by: OPS-Pickup Date: 4/26/06 Time: 1300

2. Received by: _____ Date: _____ Time: _____

Lab ID 7277

Client: Treston

Date Received: 4-26-06

Shaw E&I Analytical and Treatability Laboratories Internal Chain of Custody

Pg _____ of _____

Sample ID	Parameter	Bottle Type	Perservative	Date/Time Removed	Relinquishing Custodian Initials	Receiving Analyst Initials	Date/Time Returned	Receiving Custodian Initials	Relinquishing Analyst Initials
1	meep	40	sp	4/27/06 9:00	PH	PH	4/27/06 15:00	PH	PH
2	↓	↓	↓	↓	↓	↓	↓	↓	↓
3	↓	↓	↓	↓	↓	↓	↓	↓	↓
1	arsenic	125	sp	4/26/06 9:00	PH	PH	4/26/06 14:00	PH	PH
2	↓	↓	↓	↓	↓	↓	↓	↓	↓
3	↓	↓	↓	↓	↓	↓	↓	↓	↓
1	total, diss, Mn, Fe	125	sp	↓	↓	↓	↓	↓	↓
2	↓	↓	↓	↓	↓	↓	↓	↓	↓
3	↓	↓	↓	↓	↓	↓	↓	↓	↓
				subs out					

Methodology Review

Volatile Organics

Unless otherwise specified, water samples are analyzed for volatile organics by purge and trap GC/MS as specified in EPA Method 8260 or 624. Soil samples are prepared by 5035- methanol extraction prior to analysis by 5030. GC/MS nontargeted compounds are analyzed for only upon request using a library search of the EPA/NIST98 mass spectral library of compounds at the greatest apparent concentrations (>10%of the nearest internal standard) for a total of 15 hits.

Other Organics

Other Organics such as tertbutyl alcohol, and dissolved gases (methane, ethane, ethene, propane) are analyzed using modified EPA method 8015 unless specified. TBA is analyzed by a heated purge and trap unto a GC equipped with an FID detector. Dissolved gases are prepared by a modification of Kampbell, and Vandegrift (Journal of Chromatographic Science, 1998, Vol 38, p253-256. Volatile fatty acids (acetate, formate, butyrate, proprionate) are analyzed by ion chromatography. Nitroaromatics are analyzed using Method 8330.

All Microbiology and Inorganic analysis is done by standard methods as specified in Test Method for Evaluating Solid Wastes, SW846, on line methods; EPA methods and Guidance of Analysis of Water, 1999; or Standard Methods for the examination of Water and Wastewater, 18/19th ed.

Microbiology

Parameter	Method Code (s)
Total Heterotrophs	SM9215C
Specific Heterotrophs	SM9215C-BSM
Biological Oxygen Demand	EPA405.1
Biological Oxygen Demand, Carbon	SM5210B

Wet Chemistry -Inorganics

Anions (chloride, nitrite, bromide, nitrate as N, nitrate as N, phosphate as P, ortho, sulfate as SO ₄)	EPA300.0	
Perchlorate, sol	EPA314.0	
Chlorate, sol	EPA300.0m	
Ammonia as NH ₃ -N	EPA350.2	
TKN	EPA351.3	
Alkalinity as CaCO ₃	EPA310.1	
Hardness as CaCO ₃	EPA130.2	
Carbon Dioxide	SM4500-CO ₂	
Total Organic Carbon	EPA415.1	SW-846 9060
Chemical Oxygen Demand	EPA410.4	SM5220D
pH	EPA150.1	SW-846 9045C
Total Dissolved Solids (TDS)	EPA160.1	
Total Solids	EPA160.3	SM2540G
Total Suspended Solids (TSS)	EPA160.2	
Volatile Suspended Solids (VSS)	EPA160.4	SM2540G
Conductivity	EPA120.1	SW-846 9050A
Phosphorus (all forms)	EPA365.2	
Sulfide	EPA376.2	SM4500-S D
Total Residual Chlorine	EPA330.5	SM4500-Cl G

Reporting Qualifiers

U- The compound was not detected at the indicated PQL concentration.

J- Approximate concentration of the compound. Detection of compound above calculated MDL but below the PQL of the analytical method. 99% confidence that the compound is present.

D- Diluted sample

B- The analyte was observed in laboratory blank as well as the sample - for EPA SW856 8260b and EPA 624 analysis

E- Compound detected above the linear range of the curve. Value given is an estimated value.

2.0 Sample Results

000011

Shaw Environmental
Analytical and Treatability Laboratories

17 Princess Road
 Lawrenceville, New Jersey 08648
 Tel: 609/895-5370
 Fax: 609/895-1858

Sample Information

Lab ID	7277-1	Date Sampled	04/25/2006
Sample ID	MW101D	Date Received	04/26/2006
Matrix	Aqueous		

Limited Chemistry

Parameter	Date Analyzed	Concentration	Qual (see below)	Units	PQL	MDL	Dilution Factor	Method Code
Chloride	04/26/2006	17.6		mg/L	0.1	0.01	1	EPA 300.0
Sulfate as SO4	04/26/2006	21.0		mg/L	0.1	0.02	1	EPA 300.0
Nitrite as N	04/26/2006	0.1	U	mg/L	0.1	0.02	1	EPA 300.0
Phosphate as P, ortho	04/26/2006	0.27		mg/L	0.1	0.02	1	EPA 300.0
Nitrate as N	04/26/2006	0.13	J	mg/L	0.1	0.01	1	EPA 300.0
Methane (2)	04/27/2006	22.7		ug/L	2.0	0.98	1	EPA3810, RSK-175
Ethane (2)	04/27/2006	2.0	U	ug/L	2.0	1.00	1	EPA3810, RSK-175
Ethene (2)	04/27/2006	2.0	U	ug/L	2.0	0.37	1	EPA3810, RSK-175

Shaw Environmental NJDEP certified Lab ID 11001.

(1) Not listed as a Shaw Certified parameters under the NJDEP lab certification program.

(2) Not available as a certified parameter under the NJDEP lab certification program.

() no qualification - sample run undiluted

(U) Compound not detected above method practical quantitation limit.

(D) Sample analyzed at indicated dilution

(J) Estimated value above MDL and less than PQL

(E) Estimated value beyond linear range

Sample Information			
Lab ID	7277-2	Date Sampled	04/25/2006
Sample ID	MW202D	Date Received	04/26/2006
Matrix	Aqueous		

Limited Chemistry								
Parameter	Date Analyzed	Concentration	Qual (see below)	Units	PQL	MDL	Dilution Factor	Method Code
Chloride	04/26/2006	236	D	mg/L	5.0	0.67	50	EPA 300.0
Sulfate as SO4	04/26/2006	94.5	D	mg/L	5.0	0.94	50	EPA 300.0
Nitrite as N	04/26/2006	0.1	U	mg/L	0.1	0.02	1	EPA 300.0
Phosphate as P, ortho	04/26/2006	0.1	U	mg/L	0.1	0.02	1	EPA 300.0
Nitrate as N	04/26/2006	3.25		mg/L	0.1	0.01	1	EPA 300.0
Methane (2)	04/27/2006	7.39		ug/L	2.0	0.98	1	EPA3810, RSK-175
Ethane (2)	04/27/2006	3.17		ug/L	2.0	1.00	1	EPA3810, RSK-175
Ethene (2)	04/27/2006	0.91	J	ug/L	2.0	0.37	1	EPA3810, RSK-175

Shaw Environmental NJDEP certified Lab ID 11001.

(1) Not listed as a Shaw Certified parameters under the NJDEP lab certification program.

(2) Not available as a certified parameter under the NJDEP lab certification program.

() no qualification - sample run undiluted

(U) Compound not detected above method practical quantitation limit.

(D) Sample analyzed at indicated dilution

(J) Estimated value above MDL and less than PQL

(E) Estimated value beyond linear range

Shaw Environmental
Analytical and Treatability Laboratories

17 Princess Road
 Lawrenceville, New Jersey 08648
 Tel: 609/895-5370
 Fax: 609/895-1858

Sample Information			
Lab ID	7277-3	Date Sampled	04/25/2006
Sample ID	MW116D	Date Received	04/26/2006
Matrix	Aqueous		

Limited Chemistry								
Parameter	Date Analyzed	Concentration	Qual (see below)	Units	PQL	MDL	Dilution Factor	Method Code
Chloride	04/26/2006	108	D	mg/L	5.0	0.67	50	EPA 300.0
Sulfate as SO4	04/26/2006	45.0	D	mg/L	5.0	0.94	50	EPA 300.0
Nitrite as N	04/26/2006	0.1	U	mg/L	0.1	0.02	1	EPA 300.0
Phosphate as P, ortho	04/26/2006	0.1	U	mg/L	0.1	0.02	1	EPA 300.0
Nitrate as N	04/26/2006	5.08		mg/L	0.1	0.01	1	EPA 300.0
Methane (2)	04/27/2006	5.60		ug/L	2.0	0.98	1	EPA3810, RSK-175
Ethane (2)	04/27/2006	2.0	U	ug/L	2.0	1.00	1	EPA3810, RSK-175
Ethene (2)	04/27/2006	2.0	U	ug/L	2.0	0.37	1	EPA3810, RSK-175

Shaw Environmental NJDEP certified Lab ID 11001.
 (1) Not listed as a Shaw Certified parameters under the NJDEP lab certification program.
 (2) Not available as a certified parameter under the NJDEP lab certification program.
 () no qualification - sample run undiluted
 (U) Compound not detected above method practical quantitation limit.
 (D) Sample analyzed at indicated dilution
 (J) Estimated value above MDL and less than PQL
 (E) Estimated value beyond linear range

3.0 QC Summary

000015

Sample Batch: Anions

Lab ID	Analysis date
7277- 1	4/26/2006
7277- 2	4/26/2006
7277- 3	4/26/2006

Initial Calibration Summary: Anions

Calibration Standard recoveries:

Initial Calibration Date: 4/6/2006

Sample:	Std ppm	0.1	0.5	2.0	5.0	20.0	R ² =
Fluoride		0.0097	0.404	2.230	5.407	19.790	
	%rec	9.7	80.88	111.5	108.14	98.95	0.9994
Chloride		0.1986	0.5756	2.0	4.9	20.0	
	%rec	198.6	115.12	99.4	98	100.15	1.0000
Sulfate		0.0769	0.429	1.804	4.649	19.950	
	%rec	76.9	85.76	90.2	92.98	99.75	0.9998
Nitrite		0.075	0.530	2.256	5.665	19.770	
	%rec	74.8	106	112.8	113.3	98.85	0.9992
Phosphate		0.159	0.533	1.901	4.934	20.000	
	%rec	159.3	106.5	95.05	98.68	100	0.9999
Bromide		0.070	0.433	1.761	5.040	19.930	
	%rec	70.2	86.52	88.05	100.8	99.65	1.0000
Nitrate		0.077	0.453	1.947	4.980	19.980	
	%rec	77.3	90.66	97.35	99.6	99.9	1.0000
Chlorate		0.074	0.407	1.797	4.570	19.850	
	%rec	73.6	81.48	89.85	91.4	99.25	0.9996

QC Check Date: 4/6/2006

Sample:	Std ppm	Obs ppm	% recovery	Control Limits
QC Check-Fluoride	10.0	10.6	105.9	80.0-120.0%
QC Check-Chloride	10.0	9.98	99.8	80.0-120.0%
QC Check-Sulfate	10.0	9.74	97.4	80.0-120.0%
QC Check-Nitrite	10.0	10.69	106.9	80.0-120.0%
QC Check-Phosphate	10.0	9.76	97.6	80.0-120.0%
QC Check-Bromide	10.0	9.94	99.4	80.0-120.0%
QC Check-Nitrate	10.0	9.6	96.0	80.0-120.0%
QC Check-Chlorate	10.0	9.491	94.9	80.0-120.0%

Method Blank Summary: Anions

Sample	Date	Concentration	Units	PQL
Blank-Fluoride	12/28/2005	u	ppm	0.2
Blank-Chloride	12/28/2005	u	ppm	0.2
Blank-Sulfate	12/28/2005	u	ppm	0.2
Blank-Nitrite	12/28/2005	u	ppm	0.2
Blank-Phosphate	12/28/2005	u	ppm	0.2
Blank-Bromide	12/28/2005	u	ppm	0.2
Blank-Nitrate	12/28/2005	u	ppm	0.2

Calibration Verification Summary: Anions

Check Standard recoveries:

Sample:	Date	Std ppm	Obs ppm	% recovery
Fluoride check	7/21/2003	10.00	9.8	97.9
			Control Limits: 88-124.5	
Chloride check	7/21/2003	10.00	9.5	95.2
			Control Limits: 76.1-109.9	
Sulfate check	7/21/2003	10.00	9.98	99.8
			Control Limits: 77.9-113.1	
Nitrite check	7/21/2003	10.00	9.69	96.9
			Control Limits: 81.8-128.7	
Phosphate check	7/21/2003	10.00	9.95	99.5
			Control Limits: 73.3-115.7	
Bromide check	7/21/2003	10.00	9.6	95.5
			Control Limits: 65.8-125.9	
Nitrate check	7/21/2003	10.00	9.67	96.7
			Control Limits: 81.1-115.9	
Chlorate check	7/21/2003	10.00	9.67	96.7
			Control Limits: 77.2-109.5	

QC Check:

Sample:	Date	Std ppm	Obs ppm	% recovery
QC Check-Fluoride	7/21/2003	25.0	24.8	99.2
QC Check-Chloride	7/21/2003	50	49.1	98.2
QC Check-Sulfate	7/21/2003	15.23	12.7	83.2
QC Check-Nitrite	7/21/2003	50	44.65	89.3
QC Check-Phosphate	7/21/2003	11.3	9.6	84.5
QC Check-Bromide	7/21/2003	16.31	15.8	96.8
QC Check-Nitrate	7/21/2003	50	52.83	105.7

Control Limits: 80.0-120.0%

Method Blank Summary: Anions

Sample	Date	Concentration	Units	PQL
Blank-Fluoride	7/21/2003	u	ppm	0.2
Blank-Chloride	7/21/2003	u	ppm	0.2
Blank-Sulfate	7/21/2003	u	ppm	0.2
Blank-Nitrite	7/21/2003	u	ppm	0.2
Blank-Phosphate	7/21/2003	u	ppm	0.2
Blank-Bromide	7/21/2003	u	ppm	0.2
Blank-Nitrate	7/21/2003	u	ppm	0.2
Blank-Chlorate	7/21/2003	u	ppm	0.2

u: Compound not detected above Practical Quantitation Limit (PQL).

Method Duplicates Summary: Anions

Sample:	Batch MS/MSD		not done this batch	
	Date	MS Result	MSD Result	Units
Fluoride MS/MSD	7/21/2003	47.8	47.2	mg/L
		% RPD= 1.3%		% Max RPD= 13.1%
Chloride MS/MSD	7/21/2003	104.7	103.7	mg/L
		% RPD= 1.0%		% Max RPD= 9.0%
Sulfate MS/MSD	7/21/2003	94.2	94.3	mg/L
		% RPD= 0.1%		% Max RPD= 15.3%
Nitrite MS/MSD	7/21/2003	47.1	47.3	mg/L
		% RPD= 0.4%		% Max RPD= 7.9%
Phosphate MS/MSD	7/21/2003	47.0	48.2	mg/L
		% RPD= 2.5%		% Max RPD= 23.6%
Bromide MS/MSD	7/21/2003	46.1	44.4	mg/L
		% RPD= 3.8%		% Max RPD= 22.4%
Nitrate MS/MSD	7/21/2003	46.2	46.3	mg/L
		% RPD= 0.2%		% Max RPD= 10.9%
Chlorate MS/MSD	7/21/2003	46.2	46.3	mg/L
		% RPD= 0.2%		% Max RPD= 16.7%

Method Spike Summary: Anions

Sample:	Batch MS/MSD		not done this batch	
	Date	MS Recovery	MSD Recovery	Control Limits
Fluoride MS/MSD	7/21/2003	239.1%	236.0%	81.1-138%
Chloride MS/MSD	7/21/2003	523.5%	518.5%	71.9-121.4%
Sulfate MS/MSD	7/21/2003	471.0%	471.5%	63.2-127
Nitrite MS/MSD	7/21/2003	235.5%	236.5%	74.9-132.2
Phosphate MS/MSD	7/21/2003	235.0%	241.0%	65.5-133.4%
Bromide MS/MSD	7/21/2003	230.5%	222.0%	66.4-134
Nitrate MS/MSD	7/21/2003	231.0%	231.5%	82.5-120.8
Chlorate MS/MSD	7/21/2003	231.0%	231.5%	62.6-139

Sample Batch: MEEP

<u>Lab ID</u>	<u>Analysis date(s)</u>	<u>Lab ID</u>	<u>Analysis date</u>
7277- 1	4/27/2006		
7277- 2	4/27/2006		
7277- 3	4/27/2006		

Method Blank Summary: MEEP

<u>Sample</u>	<u>Date</u>	<u>Concentration</u>	<u>Units</u>	<u>PQL</u>
Blank-Methane	4/27/2006	u	ppmv	10.0
Blank-Ethane	4/27/2006	u	ppmv	10.0
Blank-Ethene	4/27/2006	u	ppmv	10.0
Blank-Propane	4/27/2006	u	ppmv	10.0

u: Compound not detected above Practical Quantitation Limit (PQL).

Initial Calibration Summary: MEEP

Calibration Standard recoveries:

Initial Calibration Date:		2/13/2006					
Sample:							
Std ppmv	10	20	50.0	100.0	200.0	R ² =	
Methane	7.76	21.57	50.2	99.5	192.2		
%rec	77.6	107.85	100.42	99.46	96.085	0.99986	
Ethane	8.94	22.19	51.6	105.7	194352.0		
%rec	89.4	110.95	103.22	105.73	97176	0.99703	
Ethene	7.71	19.55	47.61	102.15	200.07		
%rec	77.09	97.75	95.22	102.15	100.035	0.99959	
Propane	9.32	23.05	51.79	107.26	194.03		
%rec	93.22	115.25	103.58	107.26	97.015	0.99651	

QC Check Date:		2/13/2006			
Sample:	Std ppm-v	obs ppm-v	% recovery	Control Limits	
QC Check-Methane	75	80.1	106.7%	80-120%	
QC Check-Ethane	75	80.7	107.6%	80-120%	
QC Check-Ethene	75	74.2	98.9%	80-120%	
QC Check-Propane	75	79.9	106.6%	80-120%	

Method Blank Summary: MEEP

Sample	Date	Concentration	Units	PQL
Blank-Methane	2/13/2006	u	ppm-v	10.0
Blank-Ethane	2/13/2006	u	ppm-v	10.0
Blank-Ethene	2/13/2006	u	ppm-v	10.0
Blank-Propane	2/13/2006	u	ppm-v	10.0

u: Compound not detected above Practical Quantitation Limit (PQL).

Calibration Verification Summary: MEEP

Check Standard recoveries:

Sample:	Date	Std ppmv	Obs ppmv	% recovery
Methane check	04/27/06	100.0	98.6	98.6
			Control Limits:	75.5-128.6
Ethane check	04/27/06	100.0	107.2	107.2
			Control Limits:	71.9-133.1
Ethene check	04/27/06	100.0	103.5	103.5
			Control Limits:	68.7-120
Propne check	04/27/06	100.0	110.2	110.2
			Control Limits:	64.6-126.9
Methane check	04/27/06	50.0	48.3	96.6
			Control Limits:	75.5-128.6
Ethane check	04/27/06	50.0	55.4	110.8
			Control Limits:	71.9-133.1
Ethene check	04/27/06	50.0	48.7	97.3
			Control Limits:	68.7-120
Propne check	04/27/06	0.0	52.4	#DIV/0!
			Control Limits:	64.6-126.9

Method Duplicates Summary: MEEP

Sample:	7273-3				
	Date	Result (ug/L)	dup Result	Units	
Methane	04/27/06	307.50	247.60	mg/L	
		% RPD=	21.6%	% Max RPD=	27.4
Ethane	04/27/06	0.00	0.00	mg/L	
		% RPD=	NA	% Max RPD=	25.8
Ethene	04/27/06	66.29	52.90	mg/L	
		% RPD=	22.5%	% Max RPD=	24
Propane	04/27/06	0.00	0.00	mg/L	
		% RPD=	NA	% Max RPD=	25.9

Method Spike Summary: MEEP

Sample:75ppmv	sample conc ppmv	MS conc	MS Recovery	Control Limits	Spike conc
Methane MS/MSD	0.0	72.49	96.7%	70.6-144.9%	75.0
Ethane MS/MSD	0.0	83.67	111.6%	67.1-144.3%	75.0
Ethene MS/MSD	0.0	78.36	104.5%	61.8-127.4%	75.0
Propane MS/MSD	0.0	80.23	107.0%	61.3-138.2%	75.0



285 Sheffield Street Montvale, NJ 07642 Phone 201 261 8900 Fax 201 261 8922

ANALYTICAL RESULTS SUMMARY

PROJECT NAME: Trexton Providence

SHAW E & I
17 PRINCESS RD
LAWRENCEVILLE, NJ 08648
6098955340

CHEMTECH PROJECT NO.
ATTENTION:

X2566
Randi Rothmel

Hit Summary Sheet
SW-846

SDG No.: X2566

Order ID: X2566

Client: Shaw E & I

Project ID: Treston Providence

Sample ID	Client ID	Matrix	Parameter	Concentration	C	RDL	MDL	Units
Client ID:	7277-1							
X2566-01	7277-1	WATER	Iron	2190		100	30.0	ug/L
X2566-01	7277-1	WATER	Manganese	828		15.0	0.11	ug/L
Client ID:	7277-2							
X2566-02	7277-2	WATER	Iron	3050		100	30.0	ug/L
X2566-02	7277-2	WATER	Manganese	2120		15.0	0.11	ug/L
Client ID:	7277-3							
X2566-03	7277-3	WATER	Iron	4690		100	30.0	ug/L
X2566-03	7277-3	WATER	Manganese	133		15.0	0.11	ug/L

Hit Summary Sheet
SW-846

SDG No.: X2566

Order ID: X2566

Client: Shaw E & I

Project ID: Trexton Providence

Sample ID	Client ID	Matrix	Parameter	Concentration	C	RDL	MDL	Units
Client ID: X2566-04	7277-1	WATER	Manganese	591		15.0	0.11	ug/L
Client ID: X2566-05	7277-2	WATER	Manganese	1820		15.0	0.11	ug/L
Client ID: X2566-06	7277-3	WATER	Iron	144		100	30.0	ug/L
X2566-06	7277-3	WATER	Manganese	77.5		15.0	0.11	ug/L

**DATA PACKAGE FOR
METALS****PROJECT NAME: Tretton Providence****SHAW E & I
17 PRINCESS RD
LAWRENCEVILLE, NJ 08648
6098955340****CHEMTECH PROJECT NO.
ATTENTION:****X2566
Randi Rothmel**

A FULL SERVICE ENVIRONMENTAL
EXPRESS THE DIFFERENCE

CHEMTECH

284 Sheffield Street Mountainside NJ 07092
Tel. 908-789-8900

COVER PAGE

COVER PAGE

OrderID X2566 **ProjectID:** Tretton Providence
CustomerName: Shaw E & I

LAB SAMPLE NO.	CLIENT SAMPLE NO
X2566-01	7277-1
X2566-02	7277-2
X2566-03	7277-3
X2566-04	7277-1
X2566-05	7277-2
X2566-06	7277-3

I certify that the data package is in compliance with the terms and conditions of the contract, both technically and for completeness, for other than the conditions detailed above. Release of the data contained in this hard copy data package has been authorized by the laboratory manager or his designee, as verified by the following signature.

Signature: Mildred V Keyes Name: Mildred V Keyes
Date: 5/15/06 Title: QA/UC

CHEMTECH

QA/QC DELIVERABLES CHECKLIST

Project Number: X2566

THIS FORM HAS BEEN COMPLETED BY CHEMTECH LABORATORY AND ACCOMPANIES ALL DATA DELIVERABLES PACKAGES.

The following laboratory deliverables are included in this analytical report. Any deviations from the accepted methodology and procedures, or performance values outside acceptable ranges are summarized in the Non-Conformance Summary.

	Yes	NA
I. Report Cover Page, Laboratory Certification and Field Sample to Lab Sample ID Cross Reference	<input checked="" type="checkbox"/>	<input type="checkbox"/>
II. Table of Contents	<input checked="" type="checkbox"/>	<input type="checkbox"/>
III. Chain of Custody Documents	<input checked="" type="checkbox"/>	<input type="checkbox"/>
IV. Methodology Summaries	<input checked="" type="checkbox"/>	<input type="checkbox"/>
V. Laboratory Chronicle and Hold Time Checks	<input checked="" type="checkbox"/>	<input type="checkbox"/>
VI. Non-Conformance Summary	<input checked="" type="checkbox"/>	<input type="checkbox"/>
VII. Tabulated Analytical Results	<input checked="" type="checkbox"/>	<input type="checkbox"/>
VIII. Initial and Continuing Calibration Information	<input checked="" type="checkbox"/>	<input type="checkbox"/>
IX. Tune and Internal Standard Area Summaries (GC/MS)	<input type="checkbox"/>	<input checked="" type="checkbox"/>
X. Quality Control Summary Reports	<input checked="" type="checkbox"/>	<input type="checkbox"/>
XI. Surrogate Recovery Summary	<input type="checkbox"/>	<input checked="" type="checkbox"/>
XII. Raw Data Chromatogram, Blank, Samples and QC when applicable	<input checked="" type="checkbox"/>	<input type="checkbox"/>
XIII. Subcontract Data	<input type="checkbox"/>	<input checked="" type="checkbox"/>

Zh. Rohani
QA/QC Data Reviewer

05/15/06
Date

110 Route 4
Englewood, NJ 07631
Phone: 201.568.7400 Fax: 201.567.3231

284 Sheffield Street
Mountainside, NJ 07092
Tel 908.789.8900 Fax: 908.789.8922

NYSDOH Certification No. 10624

NYSDOH Certification No. 11376
NJDEP Certification No. 20012

TABLE OF CONTENTS
PROJECT NUMBER: X2566RQ


	PAGE
COVER PAGE	02
CHAIN OF CUSTODY	06
METHODOLOGY REVIEW & LABORATORY CHRONICLE	15
CONFORMANCE / NON - CONFORMANCE SUMMARY	17
METALS ANALYSIS	
TABULATED ANALYTICAL RESULTS SUMMARY	19
QUALITY CONTROL SUMMARY REPORTS	26
TOTAL NUMBER OF PAGES	37

CHEMTECH

284 Sheffield Street Mountainside NJ 07092
Tel. 908-789-8900

**CHAIN OF
CUSTODY
RECORD**

X 1540



17 Princess Rd
Lawrenceville, NJ 08648
609-895-5370/ 609-895-1858

Shaw Environmental and Infrastructure Inc.

CHAIN OF CUSTODY

Ref. Document #

Page 1 of 1

Project Number/Cost code: 101960 /
Project Name / Location: Texton / Providence
Purchase Order #: 87235

Shipment Date: _____
Waybill/Airbill Number: _____
Lab Destination: Chentech
Lab Contact Name / ph. #: _____

Project Contact: _____ (Name & phone #)
Send Report To: Randi Rothel
Phone/Fax Number: _____
Address: (as above)
City/State: _____

Lab No.	Sampler's Name(s)	Sample ID Number	Sample Description	Collection Information		Matrix	# of containers	Container type	Preservative				Turn Around Time Requested
				Date	Time				HCL	NaOH	HNO ₃	H ₂ SO ₄	
4, 1		7277-1	GW	4/25/04	1145	A7	2	RS	X	X	X		std
5, 2		7277-2	GW	↓	1245	↓	↓	↓	X	X	X		↓
6, 3		7277-3	GW	↓	1350	↓	↓	↓	X	X	X		↓

Analyses Requested		G/C Codes
Total Fe Mn	X	
dissolved Fe Mn	X	G = Grab

Special Instructions:

Known Waste Stream Circle: RCRA PCB/dioxin PAH/oli

QC/Data Package Level Required: I II III IV NJ EDD GIS EDD Preliminary data

Received By: *[Signature]* Date: 4/27/04 Time: 12:00

Received By: *[Signature]* Date: 4/27/04 Time: 12:00

Received By: *[Signature]* Date: 4/27/04 Time: 16:00

QC Package Codes:
Level I = data summary
Level II = data summary + basic QC
Level III = New Jersey QC reduced deliverable
Level IV = Full deliverable CLP package
Cooler temperature upon arrival at Lab: 4°C (on ice)

Tim Rutka

From: Rothmel, Randi [Randi.Rothmel@shawgrp.com]
Sent: Friday, April 28, 2006 11:57 AM
To: Tim Rutka
Subject: RE: X2566 Treston Providence : samples

Tim-

If possible please add nitric acid to this to overcome the pH issue and analyze the samples. Just note on report that incorrect preservative was put in original sampling bottles and correction made at Chemtech.

Thanks

Randi K Rothmel
Analytical Laboratory Director
Shaw Environmental & Infrastructure, Inc.
17 Princess Rd
Lawrenceville, NJ 08648
609.895.5370 - direct
609.895.5340 - receptionist
609.895.1858 - fax
www.shawgrp.com

From: Tim Rutka [mailto:Tim@Chemtech.net]
Sent: Friday, April 28, 2006 11:50 AM
To: Rothmel, Randi
Subject: X2566 Treston Providence : samples

Randi,
There is a problem with the Treston samples. The COC says the samples are preserved with HNO3. The bottle labels say NaOH. pH confirmation shows the pH of all samples to be about 12.

Please advise if we should analyze these samples.
Thanks,
Tim

-----Original Message-----

From: Rothmel, Randi [mailto:Randi.Rothmel@shawgrp.com]
Sent: Thursday, April 27, 2006 11:39 AM
To: Tim Rutka
Subject: RE: samples

They did not specify but they probably need a Level II report

Randi K Rothmel
Analytical Laboratory Director
Shaw Environmental & Infrastructure, Inc.
17 Princess Rd
Lawrenceville, NJ 08648
609.895.5370 - direct
609.895.5340 - receptionist
609.895.1858 - fax
www.shawgrp.com

From: Tim Rutka [mailto:Tim@Chemtech.net]
Sent: Thursday, April 27, 2006 10:51 AM
To: Rothmel, Randi
Subject: RE: samples

OK, thanks. What report type will you need for Trexton?

Thanks,
Tim

-----Original Message-----

From: Rothmel, Randi [mailto:Randi.Rothmel@shawgrp.com]
Sent: Thursday, April 27, 2006 10:47 AM
To: Tim Rutka
Subject: samples

Tim-

Along with Corrine's Lipari samples I am sending a set of 20+ samples for the Aerojet project - dissolved Mn and Fe. As well I am sending three samples on a new project - for dissolved and total Fe and Mn.

Randi Rothmel

Analytical Laboratory Director
Shaw Environmental & Infrastructure, Inc.
17 Princess Rd
Lawrenceville, NJ 08648
609.895.5370 - direct
609.895.5340 - receptionist
609.895.1858 - fax
www.shawgrp.com

*****Internet Email Confidentiality
Footer*****

Privileged/Confidential Information may be contained in this message.
If you are not the addressee indicated in this message (or responsible for delivery of the message to such person), you may not copy or deliver this message to anyone. In such case, you should destroy this message and notify the sender by reply email. Please advise immediately if you or your employer do not consent to Internet email for messages of this kind. Opinions, conclusions and other information in this message that do not relate to the official business of The Shaw Group Inc. or its subsidiaries shall be understood as neither given nor endorsed by it.

The Shaw Group Inc.
<http://www.shawgrp.com>

*****Internet Email Confidentiality

Footer*****

Privileged/Confidential Information may be contained in this message.

If you are not the addressee indicated in this message (or responsible for delivery of the message to such person), you may not copy or deliver this message to anyone. In such case, you should destroy this message and notify the sender by reply email. Please advise immediately if you or your employer do not consent to Internet email for messages of this kind. Opinions, conclusions and other information in this message that do not relate to the official business of The Shaw Group Inc. or its subsidiaries shall be understood as neither given nor endorsed by it.

The Shaw Group Inc.
<http://www.shawgrp.com>

*****Internet Email Confidentiality

Footer*****

Privileged/Confidential Information may be contained in this message.

If you are not the addressee indicated in this message (or responsible for delivery of the message to such person), you may not copy or deliver this message to anyone. In such case, you should destroy this message and notify the sender by reply email. Please advise immediately if you or your employer do not consent to Internet email for messages of this kind. Opinions, conclusions and other information in this message that do not relate to the official business of The Shaw Group Inc. or its subsidiaries shall be understood as neither given nor endorsed by

it.

The Shaw Group Inc.
<http://www.shawgrp.com>



284 Sheffield Street Mountainside NJ 07092 Tel. 908-789-8900

Laboratory Certification

State	License No.
New Jersey	20012
New York	11376
Arizona	AZ0653
Connecticut	PH-0649
Florida	E87935
Kansas	E-10355
Maryland	296
Massachusetts	M-NJ503
Maine	NJ0503
North Carolina	630
Oklahoma	9705
Pennsylvania	68-548
Rhode Island	LAO00259

QA Control Code: A2070148

DATA REPORTING QUALIFIERS- INORGANIC

For reporting results, the following " Results Qualifiers" are used:

- B** If the reported value was obtained from a reading that was less than the Contract Required Detection Limit (CRDL), but greater than or equal to the Instrument Detection Limit (IDL).
- U** If the analyte was analyzed for, but not detected.
- E** The reported value is estimated because of the presence of interference
- M** Duplicate injection precision not met.
- N** Spiked sample recovery not within control limits.
- S** The reported value was determined by the Method of Standard Addition (MSA).
- W** Post-digestion spike for Furnace AA analysis is out of control limits (85-115%), while absorbance is less than 50% of spike absorbance.
- *** Duplicate analysis not within control limits.
- +** Correlation coefficient for the MSA is less than 0.995.
- ***** Entering "S", "W " or " +" is mutually exclusive. NO combination of these qualifiers can appear in the same field for an analyte.
- M** Method qualifiers
"P" for ICP instrument
"A" for Flame AA
"PM" for ICP when Microwave Digestion is used
"AM" for flame AA when Microwave Digestion is used
"FM" for furnace AA when Microwave Digestion is used
"CV" for Manual Cold Vapor AA
"AV" for automated Cold Vapor AA
"CA" for MIDI-Distillation Spectrophotometric
"AS" for Semi -Automated Spectrophotometric
"C" for Manual Spectrophotometric
"T" for Titrimetric
"NR" for analyte not required to be analyzed

APPENDIX A

QA REVIEW GENERAL DOCUMENTATION

Project #: X2566

Completed

For thorough review, the report must have the following:

GENERAL:

- Are all original paperwork present (chain of custody, record of communication, airbill, sample management lab chronicle, login page) ✓
- Check chain-of-custody for proper relinquish/return of samples ✓
- Is the chain of custody signed and complete ✓
- Check internal chain-of-custody for proper relinquish/return of samples /sample extracts ✓
- Collect information for each project id from server. Were all requirements followed ✓

COVER PAGE:

- Do numbers of samples correspond to the number of samples in the Chain of Custody and on login page ✓
- Do lab numbers and client Ids on cover page agree with the Chain of Custody ✓

CHAIN OF CUSTODY:

- Do requested analyses on Chain of Custody agree with form I results ✓
- Do requested analyses on Chain of Custody agree with the log-in page ✓
- Were the correct method log-in for analysis according to the Analytical Request and Chain of Custody ✓
- Were the samples received within hold time ✓
- Were any problems found with the samples at arrival recorded in the Sample Management Laboratory Chronicle ✓

ANALYTICAL:

- Was method requirement followed? ✓
- Was client requirement followed? ✓
- Does the case narrative summarize all QC failure? ✓

1st Level QA Review Signature: Zh. Rohani Date: 05/15/06

2nd Level QA Review Signature: Mildred V. Reyes Date: 5/15/06

CHEMTECH

284 Sheffield Street Mountainside, NJ 07092
Tel: 908-789-8900

**METHODOLOGY
REVIEW
&
LABORATORY
CHRONICLE**

CHEMTECH

Lab Chronicle

Order ID: X2566
Client: Shaw E & I
Contact: Randi Rothmel
Order Date: 4/27/2006 6:31:23 PM
Project: Treston Providence
Location: C11

Lab ID	Client ID	Matrix	Test	Method	Sample Date	PrepDate	AnalDate	Received
X2566-01	7277-1	WATER	<u>Metals Group3</u>	6010	04/25/06	05/01/06	05/04/06	04/27/06
X2566-02	7277-2	WATER	<u>Metals Group3</u>	6010	04/25/06	05/01/06	05/04/06	04/27/06
X2566-03	7277-3	WATER	<u>Metals Group3</u>	6010	04/25/06	05/01/06	05/04/06	04/27/06
X2566-04	7277-1	WATER	<u>Dissolved ICP-Group Metals</u>	6010	04/25/06	05/01/06	05/04/06	04/27/06
X2566-05	7277-2	WATER	<u>Dissolved ICP-Group Metals</u>	6010	04/25/06	05/01/06	05/04/06	04/27/06
X2566-06	7277-3	WATER	<u>Dissolved ICP-Group Metals</u>	6010	04/25/06	05/01/06	05/04/06	04/27/06

CHEMTECH

284 Sheffield Street Mountainside NJ 07092
Tel. 908-789-8900

**CONFORMANCE/
NON-
CONFORMANCE
SUMMARY**

METALS CONFORMANCE/NON-CONFORMANCE SUMMARY

CHEMTECH PROJECT NUMBER: X2566

MATRIX: Water

METHOD: 6010

	NA	NO	YES
1. Calibration Summary met criteria.			✓
2. ICP Interference Check Sample Results Summary Submitted.			✓
3. Serial Dilution Summary (if applicable) Submitted.		✓	
The Serial Dilution met the acceptable requirements except for Manganese.			
4. Laboratory Control Sample Summary (if applicable) Submitted.			✓
5. Blank Contamination - If yes, list compounds and concentrations in each blank:		✓	
6. Matrix Spike/Matrix Spike Duplicate Recoveries Met Criteria		✓	
If not met, list those compounds and their recoveries which fall outside the acceptable range.			
The Matrix Spike analysis met criteria for all samples except for Manganese. The Matrix Spike Duplicate analysis met criteria for all samples except for Manganese.			
7. Sample Duplicate Analysis Met QC Criteria			✓
If not met, list those compounds and their recoveries which fall outside the acceptable range.			
8. Digestion Holding Time Met			✓
If not met, list number of days exceeded for each sample:			
9. Analysis Holding Time Met			✓
If not met, list those compounds and their recoveries which fall outside the acceptable range.			

ADDITIONAL COMMENTS:

- Zh. Rohani
QA REVIEW

05/15/06
Date

CHEMTECH

TABULATED ANALYTICAL RESULTS

METALS ANALYSIS



Report of Analysis

Client:	Shaw E & I	Date Collected:	4/25/2006
Project:	Trexton Providence	Date Received:	4/27/2006
Client Sample ID:	7277-1	SDG No.:	X2566
Lab Sample ID:	X2566-01	Matrix:	WATER
		% Solids:	0.00

CAS No.	Analyte	Conc.	Qualifier	Units	DL	Dilution	Date Prep	Date Anal.	Method
7439-89-6	Iron	2190		ug/L	30.0	1	5/1/2006	5/4/2006	EPA SW-846 6010
7439-96-5	Manganese	828	NE	ug/L	0.11	1	5/1/2006	5/4/2006	EPA SW-846 6010

Comments:

U = Not Detected
DL = Method Detection Limit or Instrument Detection Limit

J = Estimated Value
B = Analyte Found In Associated Method Blank
N = Spiked sample recovery not within control limit



Report of Analysis

Client:	Shaw E & I	Date Collected:	4/25/2006
Project:	Trexton Providence	Date Received:	4/27/2006
Client Sample ID:	7277-2	SDG No.:	X2566
Lab Sample ID:	X2566-02	Matrix:	WATER
		% Solids:	0.00

CAS No.	Analyte	Conc.	Qualifier	Units	DL	Dilution	Date Prep	Date Anal.	Method
7439-89-6	Iron	3050		ug/L	30.0	1	5/1/2006	5/4/2006	EPA SW-846 6010
7439-96-5	Manganese	2120	NE	ug/L	0.11	1	5/1/2006	5/4/2006	EPA SW-846 6010

Comments:

U = Not Detected
DL = Method Detection Limit or Instrument Detection Limit

J = Estimated Value
B = Analyte Found In Associated Method Blank
N = Spiked sample recovery not within control limit



Report of Analysis

Client:	Shaw E & I	Date Collected:	4/25/2006
Project:	Trexton Providence	Date Received:	4/27/2006
Client Sample ID:	7277-3	SDG No.:	X2566
Lab Sample ID:	X2566-03	Matrix:	WATER
		% Solids:	0.00

CAS No.	Analyte	Conc.	Qualifier	Units	DL	Dilution	Date Prep	Date Anal.	Method
7439-89-6	Iron	4690		ug/L	30.0	1	5/1/2006	5/4/2006	EPA SW-846 6010
7439-96-5	Manganese	133	NE	ug/L	0.11	1	5/1/2006	5/4/2006	EPA SW-846 6010

Comments:

U = Not Detected
DL = Method Detection Limit or Instrument Detection Limit

J = Estimated Value
B = Analyte Found In Associated Method Blank
N = Spiked sample recovery not within control limits

Report of Analysis

Client:	Shaw E & I	Date Collected:	4/25/2006
Project:	Trexton Providence	Date Received:	4/27/2006
Client Sample ID:	7277-1	SDG No.:	X2566
Lab Sample ID:	X2566-04	Matrix:	WATER
		% Solids:	0.00

CAS No.	Analyte	Conc.	Qualifier	Units	DL	Dilution	Date Prep	Date Anal.	Method
7439-89-6	Iron	30.0	U	ug/L	30.0	1	5/1/2006	5/4/2006	EPA SW-846 6010
7439-96-5	Manganese	591	NE	ug/L	0.11	1	5/1/2006	5/4/2006	EPA SW-846 6010

Comments:

U = Not Detected
DL = Method Detection Limit or Instrument Detection Limit

J = Estimated Value
B = Analyte Found In Associated Method Blank
N = Spiked sample recovery not within control limits

Report of Analysis

Client:	Shaw E & I	Date Collected:	4/25/2006
Project:	Trexton Providence	Date Received:	4/27/2006
Client Sample ID:	7277-2	SDG No.:	X2566
Lab Sample ID:	X2566-05	Matrix:	WATER
		% Solids:	0.00

CAS No.	Analyte	Conc.	Qualifier	Units	DL	Dilution	Date Prep	Date Anal.	Method
7439-89-6	Iron	30.0	U	ug/L	30.0	1	5/1/2006	5/4/2006	EPA SW-846 6010
7439-96-5	Manganese	1820	NE	ug/L	0.11	1	5/1/2006	5/4/2006	EPA SW-846 6010

Comments:

U = Not Detected
DL = Method Detection Limit or Instrument Detection Limit

J = Estimated Value
B = Analyte Found In Associated Method Blank
N = Spiked sample recovery not within control limit

1950

Dear Mr. [Name],
I have received your letter of the 15th and am glad to hear from you.
The information you have provided is being reviewed and we will contact you again.
Thank you for your patience.

Sincerely,
[Name]
[Title]

Very truly yours,
[Name]

Enclosed for you are the documents mentioned in your letter.

Yours faithfully,
[Name]

CHEMTECH

QUALITY CONTROL SUMMARY REPORTS

METALS ANALYSIS

Metals

- 3a -

INITIAL AND CONTINUING CALIBRATION BLANK SUMMARY

Client: Shaw E & I

SDG No.: X2566

Contract: Shaw E & I

Lab Code: CHEMED

Case No.: X2566

SAS No.: X2566

Sample ID	Analyte	Result ug/L	Acceptance Limit	Conc Qual	MDL	CRQL	M	Analysis Date	Analysis Time	Run
ICB01	Iron	-91.3	+/-100.0	J	30.0	100.0	P	5/4/2006	09:37	P2050406
	Manganese	-0.4	+/-15.0	J	0.1	15.0	P	5/4/2006	09:37	P2050406
CCB01	Iron	-37.2	+/-100.0	J	30.0	100.0	P	5/4/2006	10:43	P2050406
	Manganese	0.1	+/-15.0	U	0.1	15.0	P	5/4/2006	10:43	P2050406
CCB02	Iron	53.8	+/-100.0	J	30.0	100.0	P	5/4/2006	11:50	P2050406
	Manganese	0.2	+/-15.0	J	0.1	15.0	P	5/4/2006	11:50	P2050406
CCB03	Iron	51.4	+/-100.0	J	30.0	100.0	P	5/4/2006	12:38	P2050406
	Manganese	6.5	+/-15.0	J	0.1	15.0	P	5/4/2006	12:38	P2050406
CCB04	Iron	56.1	+/-100.0	J	30.0	100.0	P	5/4/2006	13:47	P2050406
	Manganese	6.5	+/-15.0	J	0.1	15.0	P	5/4/2006	13:47	P2050406
CCB05	Iron	42.7	+/-100.0	J	30.0	100.0	P	5/4/2006	14:25	P2050406
	Manganese	9.7	+/-15.0	J	0.1	15.0	P	5/4/2006	14:25	P2050406
CCB06	Iron	-49.1	+/-100.0	J	30.0	100.0	P	5/4/2006	15:52	P2050406
	Manganese	3.5	+/-15.0	J	0.1	15.0	P	5/4/2006	15:52	P2050406

Metals

- 5a -

MATRIX SPIKE SUMMARY

Client: Shaw E & I Level: LOW SDG No.: X2566
 Contract: Shaw E & I Lab Code: CHEMED Case No.: X2566 SAS No.: X2566
 Matrix: WATER Sample ID: X2514-05 Client ID: 88EWNE-6S
 Percent Solids for Sample: 0.00 Spiked ID: X2514-05S Percent Solids for Spike Sample: 0.00

Analyte	Units	Acceptance Limit %R	Spiked Result	C	Sample Result	C	Spike Added	% Recovery	Qual	M
Iron	ug/L	80 - 120	2856.9600		29.9730	U	3000.00	95.2		P
Manganese	ug/L	80 - 120	311.7500		162.3500		200.00	74.7	N	P

Metals

- 5a -

MATRIX SPIKE DUPLICATE SUMMARY

Client: Shaw E & I Level: LOW SDG No.: X2566
 Contract: Shaw E & I Lab Code: CHEMED Case No.: X2566 SAS No.: X2566
 Matrix: WATER Sample ID: X2514-05 Client ID: 88EWNE-6SD
 Percent Solids for Sample: 0.00 Spiked ID: X2514-05SD Percent Solids for Spike Sample: 0.00

Analyte	Units	Acceptance Limit %R	MSD Result	C	Sample Result	C	Spike Added	% Recovery	Qual	M
Iron	ug/L	80 - 120	2881.3400		29.9730	U	3000.00	96.0		P
Manganese	ug/L	80 - 120	311.1500		162.3500		200.00	74.4	N	P

Metals

- 5b -

POST DIGEST SPIKE SUMMARY

Client: Shaw E & I SDG No.: X2566

Contract: Shaw E & I Lab Code: CHEMED Case No.: X2566 SAS No.: X2566

Matrix: WATER Level: LOW Client ID: 88EWNE-6A

Sample ID: X2514-05 Spiked ID: X2514-05A

Analyte	Units	Acceptance Limit %R	Spiked Result	C	Sample Result	C	Spike Added	% Recovery	Qual	M
Manganese	ug/L	75 - 125	310.19		162.35		200.0	73.9		P

Metals

- 6 -

DUPLICATE SAMPLE SUMMARY

Client: Shaw E & I Level: LOW SDG No.: X2566
 Contract: Shaw E & I Lab Code: CHEMED Case No.: X2566 SAS No.: X2566
 Matrix: WATER Sample ID: X2514-05 Client ID: 88EWNE-6D
 Percent Solids for Sample: 0.00 Duplicate ID: X2514-05D Percent Solids for Duplicate: 0.00

Analyte	Units	Acceptance Limit	Sample Result	C	Duplicate Result	C	RPD	Qual	M
Iron	ug/L		29.9730	U	29.9730	U			P
Manganese	ug/L		162.3500		162.9200		0.4		P

Metals

- 6 -

DUPLICATE SAMPLE SUMMARY

Client: Shaw E & I Level: LOW SDG No.: X2566
Contract: Shaw E & I Lab Code: CHEMED Case No.: X2566 SAS No.: X2566
Matrix: WATER Sample ID: X2514-05S Client ID: 88EWNE-6SD
Percent Solids for Sample: 0.00 Duplicate ID: X2514-05SD Percent Solids for Duplicate: 0.00

Analyte	Units	Acceptance Limit	Sample Result	C	Duplicate Result	C	RPD	Qual	M
Iron	ug/L		2856.9600		2881.3400		0.8		P
Manganese	ug/L		311.7500		311.1500		0.2		P

Metals

- 7 -

LABORATORY CONTROL SAMPLE SUMMARY

Client: Shaw E & I

SDG No.: X2566

Contract: Shaw E & I

Lab Code: CHEMED

Case No.: X2566

SAS No.: X2566

Aqueous LCS Source: EPA-ICV

Solid LCS Source:

Sample ID	Analyte	Units	True Value	Result	C	% Recovery	Acceptance Limits	M
PB11554BS								
	Iron	ug/L	3000.0	2927.78		97.6	80.0 - 120.0	P
	Manganese	ug/L	200.0	186.76		93.4	80.0 - 120.0	P

Metals

- 9 -

SERIAL DILUTION SAMPLE SUMMARY

Client: Shaw E & I SDG No.: X2566
 Contract: Shaw E & I Lab Code: CHEMED Case No.: X2566 SAS No.: X2566
 Matrix: WATER Level: LOW Client ID: 88EWNE-6L
 Sample ID: X2514-05 Serial Dilution ID: X2514-05L

Analyte	Initial Result ug/L	C	Serial Result ug/L	C	% Difference	Qual	Acceptance Limits	M
Iron	29.97	U	29.97	U			10.00 %	P
Manganese	162.35		191.15		17.7	E	10.00 %	P

Metals
14
ANALYSIS RUN LOG

Client: Shaw E & I Contract: Shaw E & I
 Lab Code: CHEMED Case No.: X2566 SAS No.: X2566 SDG No.: X2566
 Instrument ID Number: P2 Method: P Run Number: P2050406
 Start Date: 5/4/2006 End Date: 5/4/2006

EPA Sample No.	D/F	Time	% R	Analytes																						
				A L	S B	A S	B A	B E	C D	C A	C R	C O	C U	F E	P B	M G	M N	H G	N I	K E	S E	A G	N A	T L	V	Z N
S0	1.00	0906										X		X												
S1	1.00	0911										X		X												
S2	1.00	0914										X		X												
S3	1.00	0917										X		X												
S4	1.00	0920										X		X												
S5	1.00	0923										X		X												
ICV01	1.00	0934										X		X												
ICB01	1.00	0937										X		X												
CRI01	1.00	0940										X		X												
ICS-A01	1.00	1006										X		X												
ICS-AB01	1.00	1014										X		X												
ZZZZZZ	1.00	1016																								
CCV01	1.00	1041										X		X												
CCB01	1.00	1043										X		X												
ZZZZZZ	1.00	1049																								
PB11554BL	1.00	1051										X		X												
ZZZZZZ	1.00	1109																								
PB11554BS	1.00	1111										X		X												
ZZZZZZ	1.00	1115																								
ZZZZZZ	1.00	1117																								
ZZZZZZ	1.00	1120																								
ZZZZZZ	1.00	1122																								
ZZZZZZ	1.00	1124																								
ZZZZZZ	1.00	1126																								
CCV02	1.00	1131										X		X												
CCB02	1.00	1150										X		X												
ZZZZZZ	1.00	1153																								
ZZZZZZ	1.00	1154																								
ZZZZZZ	1.00	1157																								
ZZZZZZ	1.00	1159																								
ZZZZZZ	1.00	1201																								
ZZZZZZ	5.00	1203																								
ZZZZZZ	1.00	1205																								
ZZZZZZ	1.00	1207																								
ZZZZZZ	1.00	1209																								
ZZZZZZ	1.00	1211																								

Metals
14
ANALYSIS RUN LOG

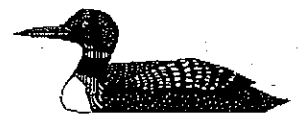
Client: Shaw E & I Contract: Shaw E & I
 Lab Code: CHEMED Case No.: X2566 SAS No.: X2566 SDG No.: X2566
 Instrument ID Number: P2 Method: P Run Number: P2050406
 Start Date: 5/4/2006 End Date: 5/4/2006

EPA Sample No.	D/F	Time	% R	Analytes																									
				A L	S B	A S	B A	B E	C D	C A	C R	C O	C U	F E	P B	M G	M N	H G	N I	K E	S G	A G	N A	T L	V L	Z N	C N		
CCV03	1.00	1232										X			X														
CCB03	1.00	1238										X			X														
ZZZZZ	1.00	1241																											
ZZZZZ	1.00	1243																											
ZZZZZ	1.00	1245																											
ZZZZZ	1.00	1247																											
ZZZZZ	1.00	1249																											
88EWNE-6D	1.00	1251										X			X														
88EWNE-6L	5.00	1253										X			X														
88EWNE-6S	1.00	1334										X			X														
88EWNE-6SD	1.00	1336										X			X														
88EWNE-6A	1.00	1338													X														
CCV04	1.00	1343										X			X														
CCB04	1.00	1347										X			X														
ZZZZZ	1.00	1349																											
ZZZZZ	1.00	1351																											
7277-1	1.00	1353										X			X														
7277-2	1.00	1355										X			X														
7277-3	1.00	1357										X			X														
7277-1	1.00	1359										X			X														
7277-2	1.00	1403										X			X														
7277-3	1.00	1405										X			X														
CCV05	1.00	1420										X			X														
CCB05	1.00	1425										X			X														
CRI02	1.00	1437										X			X														
ICS-A02	1.00	1533										X			X														
ICS-AB02	1.00	1542										X			X														
CCV06	1.00	1544										X			X														
CCB06	1.00	1552										X			X														

CHEMTECH

284 Sheffield Street Mountainside, NJ 07092
Tel . (908) 789-8900 Fax (908) 789-8922

END OF ANALYTICAL RESULTS



111 Herrick Street, Merrimack, NH 03054
TEL: (603) 424-2022 • FAX: (603) 429-8496
www.amrolabs.com

May 23, 2006

ANALYTICAL TEST RESULTS

Ed VanDoren
SHAW E & I, Inc.
11 Northeastern Boulevard
Salem, NH 030791953
TEL: (603) 870-4500
FAX: (603) 870-4501

Subject: 101960-08 Textron Gorham

Workorder No.: 0605080

Dear Ed VanDoren:

AMRO Environmental Laboratories Corp. received 8 samples on 5/11/06 for the analyses presented in the following report.

AMRO is accredited in accordance with NELAC and certifies that these test results meet all the requirements of NELAC, where applicable, unless otherwise noted in the case narrative.

The enclosed Sample Receipt Checklist details the condition of your sample(s) upon receipt. Please be advised that any unused sample volume and sample extracts will be stored for a period of 60 days from sample receipt date (90 days for samples from New York). After this time, AMRO will properly dispose of the remaining sample(s). If you require further analysis, or need the samples held for a longer period, please contact us immediately.


This report consists of a total of 40 pages. This letter is an integral part of your data report. All results in this project relate only to the sample(s) as received by the laboratory and documented in the Chain-of-Custody. This report shall not be reproduced except in full, without the written approval of the laboratory. If you have any questions regarding this project in the future, please refer to the Workorder Number above.

Sincerely,

Nancy Stewart
Vice President

State Certifications: NH (NELAC): 1001, MA: M-NH012, CT: PH-0758, NY: 11278 (NELAC), ME: NH012 and 1001, NJ: NH125, RI: 00105, U.S. Army Corps of Engineers (USACE), Naval Facilities Engineering Service Center (NFESC).

Hard copy of the State Certification is available upon request.



CLIENT: SHAW E & I, Inc.
Project: 101960-08 Textron Gorham
Lab Order: 0605080
Date Received: 5/11/06

Work Order Sample Summary

Lab Sample ID	Client Sample ID	Collection Date	Collection Time
0605080-01A	MW-101S	5/10/06	11:00 AM
0605080-01B	MW-101S	5/10/06	11:00 AM
0605080-01C	MW-101S	5/10/06	11:00 AM
0605080-02A	MW-218S	5/10/06	11:30 AM
0605080-03A	MW-218D	5/10/06	12:00 PM
0605080-04A	MW-216S	5/10/06	12:30 PM
0605080-05A	MW-216D	5/10/06	1:00 PM
0605080-06A	MW-217D	5/10/06	1:30 PM
0605080-07A	MW-217S	5/10/06	2:00 PM
0605080-08A	Trip Blank	5/10/06	12:00 AM

AMRO Environmental Laboratories Corp.

23-Mcy-06

DATES REPORT

Lab Order: 0605080
Client: SHAW E & I, Inc.
Project: 101960-08 Textron Gorham

Sample ID	Client Sample ID	Collection Date	Matrix	Analytical Test Name Preparatory Test Name	Prep Date	Analysis Date Batch ID	TCLP Date
0605080-01A	MW-101S	5/10/06 11:00:00 AM	Groundwater	EPA 8260B VOLATILES by GC/MS EPA 5030B	5/10/06	5/22/06 R32991	
0605080-01B				Hach 8000 COD		5/19/06 R32983	
0605080-01C				Ion Chromatography, EPA 300		5/16/06 R32929	
0605080-02A	MW-218S	5/10/06 11:30:00 AM		EPA 8260B VOLATILES by GC/MS EPA 5030B	5/10/06	5/12/06 R32917	
0605080-02A				EPA 8260B VOLATILES by GC/MS		5/22/06 R32991	
0605080-03A	MW-218D	5/10/06 12:00:00 PM		EPA 8260B VOLATILES by GC/MS	5/10/06	5/19/06 R32983	
0605080-03A				EPA 8260B VOLATILES by GC/MS		5/22/06 R32991	
0605080-04A	MW-216S	5/10/06 12:30:00 PM		EPA 8260B VOLATILES by GC/MS	5/10/06	5/19/06 R32983	
0605080-04A				EPA 8260B VOLATILES by GC/MS		5/22/06 R32991	
0605080-05A	MW-216D	5/10/06 1:00:00 PM		EPA 8260B VOLATILES by GC/MS	5/10/06	5/19/06 R32983	
0605080-05A				EPA 8260B VOLATILES by GC/MS		5/22/06 R32991	
0605080-06A	MW-217D	5/10/06 1:30:00 PM		EPA 8260B VOLATILES by GC/MS	5/10/06	5/19/06 R32983	
0605080-06A				EPA 8260B VOLATILES by GC/MS		5/22/06 R32991	
0605080-07A	MW-217S	5/10/06 2:00:00 PM		EPA 8260B VOLATILES by GC/MS	5/10/06	5/19/06 R32983	
0605080-07A				EPA 8260B VOLATILES by GC/MS		5/22/06 R32991	

AMRO Environmental Laboratories Corp.

23-Mcy-06

Lab Order: 0605080
Client: SHAW E & I, Inc.
Project: 101960-08 Textron Gorham

DATES REPORT

Sample ID	Client Sample ID	Collection Date	Matrix	Analytical Test Name	Preparatory Test Name	Prep Date	Batch ID	Analysis Date	TCLP Date
0605080-08A	Trip Blank	5/10/06	Trip Blank	EPA 8260B VOLATILES by GC/MS	EPA 5030B	5/10/06	R32983	5/19/06	

SAMPLE RECEIPT CHECKLIST

Client: SHAW ENVIRONMENTAL, INC AMRO ID: 0605080
 Project Name: TEXTRON GORHAM Date Rec.: 5-11-06
 Ship via: (circle one) Fed Ex., UPS AMRO Courier Date Due: 5-18-06
 Hand Del., Other Courier, Other:

Items to be Checked Upon Receipt	Yes	No	NA	Comments
1. Army Samples received in individual plastic bags?			✓	
2. Custody Seals present?			✓	
3. Custody Seals Intact?			✓	
4. Air Bill included in folder if received?			✓	
5. Is COC included with samples?	✓			
6. Is COC signed and dated by client?	✓			
7. Laboratory receipt temperature. TEMP = 2° Samples rec. with ice <input checked="" type="checkbox"/> ice packs <input type="checkbox"/> neither <input type="checkbox"/>				
8. Were samples received the same day they were sampled? Is client temperature 4°C ± 2°C? If no obtain authorization from the client for the analyses. Client authorization from: _____ Date: _____ Obtained by: _____	✓	✓		
9. Is the COC filled out correctly and completely?	✓			
10. Does the info on the COC match the samples?	✓			
11. Were samples rec. within holding time?	✓			
12. Were all samples properly labeled?	✓			
13. Were all samples properly preserved?	✓			
14. Were proper sample containers used?	✓			
15. Were all samples received intact? (none broken or leaking)	✓			
16. Were VOA vials rec. with no air bubbles?	✓			
17. Were the sample volumes sufficient for requested analysis?	✓			
18. Were all samples received?	✓			

19. VPH and VOA Soils only:
 Sampling Method VPH (circle one): M=Methanol, E=EnCore (air-tight container)
 Sampling Method VOA (circle one): M=Methanol, SB=Sodium Bisulfate, E=EnCore, B=Bulk
 If M or SB:
 Does preservative cover the soil? If NO then client must be faxed.
 Does preservation level come close to the fill line on the vial? If NO then client must be faxed.
 Were vials provided by AMRO? If NO then weights MUST be obtained from client
 Was dry weight aliquot provided? If NO then fax client and inform the VOA lab ASAP.

20. Subcontracted Samples:
 What samples sent: _____
 Where sent: _____
 Date: _____
 Analysis: _____
 TAT: _____

21. Information entered into:
 Internal Tracking Log?
 Dry Weight Log?
 Client Log?
 Composite Log?
 Filtration Log?

Received By: CC Date: 5-11-06 Logged in By: CC Date: 5-12-06
 Labeled By: CC Date: 5-12-06 Checked By: MG Date: 5-15-06

CLIENT: SHAW E & I, Inc.
Project: 101960-08 Textron Gorham
Lab Order: 0605080

CASE NARRATIVE

No QC deviations were observed.

DATA COMMENT PAGE

Organic Data Qualifiers

- ND Indicates compound was analyzed for, but not detected at or above the reporting limit.
- J Indicates an estimated value. This flag is used either when estimating a concentration for tentatively identified compounds where a 1:1 response is assumed, or when the data indicates the presence of a compound that meets the identification criteria but the result is less than the sample quantitation limit but greater than the method detection limit.
- H Method prescribed holding time exceeded.
- E This flag identifies compounds whose concentrations exceed the calibration range of the instrument for that specific analysis.
- B This flag is used when the analyte is found in the associated blank as well as in the sample.
- R RPD outside accepted recovery limits
- RL Reporting limit; defined as the lowest concentration the laboratory can accurately quantitate.
- S Spike Recovery outside accepted recovery limits.
- # See Case Narrative

Micro Data Qualifiers

- TNTC Too numerous to count

Inorganic Data Qualifiers

- ND or U Indicates element was analyzed for, but not detected at or above the reporting limit.
- J Indicates a value greater than or equal to the method detection limit, but less than the quantitation limit.
- H Indicates analytical holding time exceedance.
- B Indicates that the analyte is found in the associated blank, as well as in the sample.
- MSA Indicates value determined by the Method of Standard Addition
- E This flag identifies compounds whose concentrations exceed the calibration range of the instrument for that specific analysis.
- R RPD outside accepted recovery limits
- RL Reporting limit; defined as the lowest concentration the laboratory can accurately quantitate.
- S Spike Recovery outside accepted recovery limits.
- W Post-digestion spike for Furnace AA analysis is out of control limits (85-115), while sample absorbance is less than 50% of spike absorbance.
- * Duplicate analysis not within control limits.
- + Indicates the correlation coefficient for the Method of Standard Addition is less than 0.995
- # See Case Narrative

Report Comments:

1. Soil, sediment and sludge sample results are reported on a "dry weight" basis.
2. Reporting limits are adjusted for sample size used, dilutions and moisture content, if applicable.

AMRO Environmental Laboratories Corp.

Date: 23-May-06

CLIENT:	SHAW E & I, Inc.	Client Sample ID:	MW-101S
Lab Order:	0605080	Collection Date:	5/10/06 11:00:00 AM
Project:	101960-08 Textron Gorham	Matrix:	GROUNDWATER
Lab ID:	0605080-01A		

Analyses	Result	RL	Qual	Units	DF	Date Analyzed
EPA 8260 VOLATILES BY GC/MS		SW8260B				Analyst: SK
Dichlorodifluoromethane	ND	5.0		µg/L	1	5/19/06 11:20:00 AM
Chloromethane	ND	5.0		µg/L	1	5/19/06 11:20:00 AM
Vinyl chloride	3.9	2.0		µg/L	1	5/19/06 11:20:00 AM
Chloroethane	ND	5.0		µg/L	1	5/19/06 11:20:00 AM
Bromomethane	ND	2.0		µg/L	1	5/19/06 11:20:00 AM
Trichlorofluoromethane	ND	2.0		µg/L	1	5/19/06 11:20:00 AM
Diethyl ether	ND	5.0		µg/L	1	5/19/06 11:20:00 AM
Acetone	ND	10		µg/L	1	5/19/06 11:20:00 AM
1,1-Dichloroethene	ND	1.0		µg/L	1	5/19/06 11:20:00 AM
Carbon disulfide	ND	2.0		µg/L	1	5/19/06 11:20:00 AM
Methylene chloride	ND	5.0		µg/L	1	5/19/06 11:20:00 AM
Methyl tert-butyl ether	ND	2.0		µg/L	1	5/19/06 11:20:00 AM
trans-1,2-Dichloroethene	ND	2.0		µg/L	1	5/19/06 11:20:00 AM
1,1-Dichloroethane	ND	2.0		µg/L	1	5/19/06 11:20:00 AM
2-Butanone	ND	10		µg/L	1	5/19/06 11:20:00 AM
2,2-Dichloropropane	ND	2.0		µg/L	1	5/19/06 11:20:00 AM
cis-1,2-Dichloroethene	660	20		µg/L	10	5/22/06 11:01:00 AM
Chloroform	ND	2.0		µg/L	1	5/19/06 11:20:00 AM
Tetrahydrofuran	ND	10		µg/L	1	5/19/06 11:20:00 AM
Bromochloromethane	ND	2.0		µg/L	1	5/19/06 11:20:00 AM
1,1,1-Trichloroethane	ND	2.0		µg/L	1	5/19/06 11:20:00 AM
1,1-Dichloropropene	ND	2.0		µg/L	1	5/19/06 11:20:00 AM
Carbon tetrachloride	ND	2.0		µg/L	1	5/19/06 11:20:00 AM
1,2-Dichloroethane	ND	2.0		µg/L	1	5/19/06 11:20:00 AM
Benzene	ND	1.0		µg/L	1	5/19/06 11:20:00 AM
Trichloroethene	14	2.0		µg/L	1	5/19/06 11:20:00 AM
1,2-Dichloropropane	ND	2.0		µg/L	1	5/19/06 11:20:00 AM
Bromodichloromethane	ND	2.0		µg/L	1	5/19/06 11:20:00 AM
Dibromomethane	ND	2.0		µg/L	1	5/19/06 11:20:00 AM
4-Methyl-2-pentanone	ND	10		µg/L	1	5/19/06 11:20:00 AM
cis-1,3-Dichloropropene	ND	1.0		µg/L	1	5/19/06 11:20:00 AM
Toluene	ND	2.0		µg/L	1	5/19/06 11:20:00 AM
trans-1,3-Dichloropropene	ND	1.0		µg/L	1	5/19/06 11:20:00 AM
1,1,2-Trichloroethane	ND	2.0		µg/L	1	5/19/06 11:20:00 AM
1,2-Dibromoethane	ND	2.0		µg/L	1	5/19/06 11:20:00 AM
2-Hexanone	ND	10		µg/L	1	5/19/06 11:20:00 AM
1,3-Dichloropropane	ND	2.0		µg/L	1	5/19/06 11:20:00 AM
Tetrachloroethene	350	20		µg/L	10	5/22/06 11:01:00 AM
Dibromochloromethane	ND	2.0		µg/L	1	5/19/06 11:20:00 AM

AMRO Environmental Laboratories Corp.

Date: 23-May-06

CLIENT: SHAW E & I, Inc.

Client Sample ID: MW-101S

Lab Order: 0605080

Collection Date: 5/10/06 11:00:00 AM

Project: 101960-08 Textron Gorham

Matrix: GROUNDWATER

Lab ID: 0605080-01A

Analyses	Result	RL	Qual	Units	DF	Date Analyzed
Chlorobenzene	ND	2.0		µg/L	1	5/19/06 11:20:00 AM
1,1,1,2-Tetrachloroethane	ND	2.0		µg/L	1	5/19/06 11:20:00 AM
Ethylbenzene	ND	2.0		µg/L	1	5/19/06 11:20:00 AM
m,p-Xylene	ND	2.0		µg/L	1	5/19/06 11:20:00 AM
o-Xylene	ND	2.0		µg/L	1	5/19/06 11:20:00 AM
Styrene	ND	2.0		µg/L	1	5/19/06 11:20:00 AM
Bromoform	ND	2.0		µg/L	1	5/19/06 11:20:00 AM
Isopropylbenzene	ND	2.0		µg/L	1	5/19/06 11:20:00 AM
1,1,2,2-Tetrachloroethane	ND	2.0		µg/L	1	5/19/06 11:20:00 AM
1,2,3-Trichloropropane	ND	2.0		µg/L	1	5/19/06 11:20:00 AM
Bromobenzene	ND	2.0		µg/L	1	5/19/06 11:20:00 AM
n-Propylbenzene	ND	2.0		µg/L	1	5/19/06 11:20:00 AM
2-Chlorotoluene	ND	2.0		µg/L	1	5/19/06 11:20:00 AM
4-Chlorotoluene	ND	2.0		µg/L	1	5/19/06 11:20:00 AM
1,3,5-Trimethylbenzene	ND	2.0		µg/L	1	5/19/06 11:20:00 AM
tert-Butylbenzene	ND	2.0		µg/L	1	5/19/06 11:20:00 AM
1,2,4-Trimethylbenzene	ND	2.0		µg/L	1	5/19/06 11:20:00 AM
sec-Butylbenzene	ND	2.0		µg/L	1	5/19/06 11:20:00 AM
4-Isopropyltoluene	ND	2.0		µg/L	1	5/19/06 11:20:00 AM
1,3-Dichlorobenzene	ND	2.0		µg/L	1	5/19/06 11:20:00 AM
1,4-Dichlorobenzene	ND	2.0		µg/L	1	5/19/06 11:20:00 AM
n-Butylbenzene	ND	2.0		µg/L	1	5/19/06 11:20:00 AM
1,2-Dichlorobenzene	ND	2.0		µg/L	1	5/19/06 11:20:00 AM
1,2-Dibromo-3-chloropropane	ND	5.0		µg/L	1	5/19/06 11:20:00 AM
1,2,4-Trichlorobenzene	ND	2.0		µg/L	1	5/19/06 11:20:00 AM
Hexachlorobutadiene	ND	2.0		µg/L	1	5/19/06 11:20:00 AM
Naphthalene	ND	5.0		µg/L	1	5/19/06 11:20:00 AM
1,2,3-Trichlorobenzene	ND	2.0		µg/L	1	5/19/06 11:20:00 AM
Surr: Dibromofluoromethane	104	85-116		%REC	1	5/19/06 11:20:00 AM
Surr: 1,2-Dichloroethane-d4	106	77-127		%REC	1	5/19/06 11:20:00 AM
Surr: Toluene-d8	102	86-114		%REC	1	5/19/06 11:20:00 AM
Surr: 4-Bromofluorobenzene	98.7	79-117		%REC	1	5/19/06 11:20:00 AM

AMRO Environmental Laboratories Corp.

Date: 23-May-06

CLIENT: SHAW E & I, Inc.	Client Sample ID: MW-218S
Lab Order: 0605080	Collection Date: 5/10/06 11:30:00 AM
Project: 101960-08 Textron Gorham	Matrix: GROUNDWATER
Lab ID: 0605080-02A	

Analyses	Result	RL	Qual	Units	DF	Date Analyzed
EPA 8260 VOLATILES BY GC/MS		SW8260B				Analyst: SK
Dichlorodifluoromethane	ND	5.0		µg/L	1	5/19/06 11:54:00 AM
Chloromethane	ND	5.0		µg/L	1	5/19/06 11:54:00 AM
Vinyl chloride	22	2.0		µg/L	1	5/19/06 11:54:00 AM
Chloroethane	ND	5.0		µg/L	1	5/19/06 11:54:00 AM
Bromomethane	ND	2.0		µg/L	1	5/19/06 11:54:00 AM
Trichlorofluoromethane	ND	2.0		µg/L	1	5/19/06 11:54:00 AM
Diethyl ether	ND	5.0		µg/L	1	5/19/06 11:54:00 AM
Acetone	ND	10		µg/L	1	5/19/06 11:54:00 AM
1,1-Dichloroethene	ND	1.0		µg/L	1	5/19/06 11:54:00 AM
Carbon disulfide	ND	2.0		µg/L	1	5/19/06 11:54:00 AM
Methylene chloride	ND	5.0		µg/L	1	5/19/06 11:54:00 AM
Methyl tert-butyl ether	3.9	2.0		µg/L	1	5/19/06 11:54:00 AM
trans-1,2-Dichloroethene	ND	2.0		µg/L	1	5/19/06 11:54:00 AM
1,1-Dichloroethane	ND	2.0		µg/L	1	5/19/06 11:54:00 AM
2-Butanone	ND	10		µg/L	1	5/19/06 11:54:00 AM
2,2-Dichloropropane	ND	2.0		µg/L	1	5/19/06 11:54:00 AM
cis-1,2-Dichloroethene	450	20		µg/L	10	5/22/06 11:35:00 AM
Chloroform	ND	2.0		µg/L	1	5/19/06 11:54:00 AM
Tetrahydrofuran	ND	10		µg/L	1	5/19/06 11:54:00 AM
Bromochloromethane	ND	2.0		µg/L	1	5/19/06 11:54:00 AM
1,1,1-Trichloroethane	ND	2.0		µg/L	1	5/19/06 11:54:00 AM
1,1-Dichloropropene	ND	2.0		µg/L	1	5/19/06 11:54:00 AM
Carbon tetrachloride	ND	2.0		µg/L	1	5/19/06 11:54:00 AM
1,2-Dichloroethane	ND	2.0		µg/L	1	5/19/06 11:54:00 AM
Benzene	6.0	1.0		µg/L	1	5/19/06 11:54:00 AM
Trichloroethene	25	2.0		µg/L	1	5/19/06 11:54:00 AM
1,2-Dichloropropane	ND	2.0		µg/L	1	5/19/06 11:54:00 AM
Bromodichloromethane	ND	2.0		µg/L	1	5/19/06 11:54:00 AM
Dibromomethane	ND	2.0		µg/L	1	5/19/06 11:54:00 AM
4-Methyl-2-pentanone	ND	10		µg/L	1	5/19/06 11:54:00 AM
cis-1,3-Dichloropropene	ND	1.0		µg/L	1	5/19/06 11:54:00 AM
Toluene	ND	2.0		µg/L	1	5/19/06 11:54:00 AM
trans-1,3-Dichloropropene	ND	1.0		µg/L	1	5/19/06 11:54:00 AM
1,1,2-Trichloroethane	ND	2.0		µg/L	1	5/19/06 11:54:00 AM
1,2-Dibromoethane	ND	2.0		µg/L	1	5/19/06 11:54:00 AM
2-Hexanone	ND	10		µg/L	1	5/19/06 11:54:00 AM
1,3-Dichloropropane	ND	2.0		µg/L	1	5/19/06 11:54:00 AM
Tetrachloroethene	290	20		µg/L	10	5/22/06 11:35:00 AM
Dibromochloromethane	ND	2.0		µg/L	1	5/19/06 11:54:00 AM

AMRO Environmental Laboratories Corp.

Date: 23-May-06

CLIENT: SHAW E & I, Inc.
Lab Order: 0605080
Project: 101960-08 Textron Gorham
Lab ID: 0605080-02A

Client Sample ID: MW-218S
Collection Date: 5/10/06 11:30:00 AM
Matrix: GROUNDWATER

Analyses	Result	RL	Qual	Units	DF	Date Analyzed
Chlorobenzene	ND	2.0		µg/L	1	5/19/06 11:54:00 AM
1,1,1,2-Tetrachloroethane	ND	2.0		µg/L	1	5/19/06 11:54:00 AM
Ethylbenzene	ND	2.0		µg/L	1	5/19/06 11:54:00 AM
m,p-Xylene	ND	2.0		µg/L	1	5/19/06 11:54:00 AM
o-Xylene	ND	2.0		µg/L	1	5/19/06 11:54:00 AM
Styrene	ND	2.0		µg/L	1	5/19/06 11:54:00 AM
Bromoform	ND	2.0		µg/L	1	5/19/06 11:54:00 AM
Isopropylbenzene	ND	2.0		µg/L	1	5/19/06 11:54:00 AM
1,1,2,2-Tetrachloroethane	ND	2.0		µg/L	1	5/19/06 11:54:00 AM
1,2,3-Trichloropropane	ND	2.0		µg/L	1	5/19/06 11:54:00 AM
Bromobenzene	ND	2.0		µg/L	1	5/19/06 11:54:00 AM
n-Propylbenzene	ND	2.0		µg/L	1	5/19/06 11:54:00 AM
2-Chlorotoluene	ND	2.0		µg/L	1	5/19/06 11:54:00 AM
4-Chlorotoluene	ND	2.0		µg/L	1	5/19/06 11:54:00 AM
1,3,5-Trimethylbenzene	ND	2.0		µg/L	1	5/19/06 11:54:00 AM
tert-Butylbenzene	ND	2.0		µg/L	1	5/19/06 11:54:00 AM
1,2,4-Trimethylbenzene	ND	2.0		µg/L	1	5/19/06 11:54:00 AM
sec-Butylbenzene	ND	2.0		µg/L	1	5/19/06 11:54:00 AM
4-Isopropyltoluene	ND	2.0		µg/L	1	5/19/06 11:54:00 AM
1,3-Dichlorobenzene	ND	2.0		µg/L	1	5/19/06 11:54:00 AM
1,4-Dichlorobenzene	ND	2.0		µg/L	1	5/19/06 11:54:00 AM
n-Butylbenzene	ND	2.0		µg/L	1	5/19/06 11:54:00 AM
1,2-Dichlorobenzene	ND	2.0		µg/L	1	5/19/06 11:54:00 AM
1,2-Dibromo-3-chloropropane	ND	5.0		µg/L	1	5/19/06 11:54:00 AM
1,2,4-Trichlorobenzene	ND	2.0		µg/L	1	5/19/06 11:54:00 AM
Hexachlorobutadiene	ND	2.0		µg/L	1	5/19/06 11:54:00 AM
Naphthalene	ND	5.0		µg/L	1	5/19/06 11:54:00 AM
1,2,3-Trichlorobenzene	ND	2.0		µg/L	1	5/19/06 11:54:00 AM
Surr: Dibromofluoromethane	101	85-116		%REC	1	5/19/06 11:54:00 AM
Surr: 1,2-Dichloroethane-d4	104	77-127		%REC	1	5/19/06 11:54:00 AM
Surr: Toluene-d8	98.1	86-114		%REC	1	5/19/06 11:54:00 AM
Surr: 4-Bromofluorobenzene	99.2	79-117		%REC	1	5/19/06 11:54:00 AM

AMRO Environmental Laboratories Corp.

Date: 23-May-06

CLIENT: SHAW E & I, Inc. **Client Sample ID:** MW-218D
Lab Order: 0605080 **Collection Date:** 5/10/06 12:00:00 PM
Project: 101960-08 Textron Gorham **Matrix:** GROUNDWATER
Lab ID: 0605080-03A

Analyses	Result	RL	Qual	Units	DF	Date Analyzed
EPA 8260 VOLATILES BY GC/MS		SW8260B				Analyst: SK
Dichlorodifluoromethane	ND	5.0		µg/L	1	5/19/06 12:28:00 PM
Chloromethane	ND	5.0		µg/L	1	5/19/06 12:28:00 PM
Vinyl chloride	ND	2.0		µg/L	1	5/19/06 12:28:00 PM
Chloroethane	ND	5.0		µg/L	1	5/19/06 12:28:00 PM
Bromomethane	ND	2.0		µg/L	1	5/19/06 12:28:00 PM
Trichlorofluoromethane	ND	2.0		µg/L	1	5/19/06 12:28:00 PM
Diethyl ether	ND	5.0		µg/L	1	5/19/06 12:28:00 PM
Acetone	ND	10		µg/L	1	5/19/06 12:28:00 PM
1,1-Dichloroethene	19	1.0		µg/L	1	5/19/06 12:28:00 PM
Carbon disulfide	ND	2.0		µg/L	1	5/19/06 12:28:00 PM
Methylene chloride	ND	5.0		µg/L	1	5/19/06 12:28:00 PM
Methyl tert-butyl ether	ND	2.0		µg/L	1	5/19/06 12:28:00 PM
trans-1,2-Dichloroethene	ND	2.0		µg/L	1	5/19/06 12:28:00 PM
1,1-Dichloroethane	ND	2.0		µg/L	1	5/19/06 12:28:00 PM
2-Butanone	ND	10		µg/L	1	5/19/06 12:28:00 PM
2,2-Dichloropropane	ND	2.0		µg/L	1	5/19/06 12:28:00 PM
cis-1,2-Dichloroethene	25	2.0		µg/L	1	5/19/06 12:28:00 PM
Chloroform	ND	2.0		µg/L	1	5/19/06 12:28:00 PM
Tetrahydrofuran	ND	10		µg/L	1	5/19/06 12:28:00 PM
Bromochloromethane	ND	2.0		µg/L	1	5/19/06 12:28:00 PM
1,1,1-Trichloroethane	ND	2.0		µg/L	1	5/19/06 12:28:00 PM
1,1-Dichloropropene	ND	2.0		µg/L	1	5/19/06 12:28:00 PM
Carbon tetrachloride	ND	2.0		µg/L	1	5/19/06 12:28:00 PM
1,2-Dichloroethane	ND	2.0		µg/L	1	5/19/06 12:28:00 PM
Benzene	ND	1.0		µg/L	1	5/19/06 12:28:00 PM
Trichloroethene	440	20		µg/L	10	5/22/06 12:10:00 PM
1,2-Dichloropropane	ND	2.0		µg/L	1	5/19/06 12:28:00 PM
Bromodichloromethane	ND	2.0		µg/L	1	5/19/06 12:28:00 PM
Dibromomethane	ND	2.0		µg/L	1	5/19/06 12:28:00 PM
4-Methyl-2-pentanone	ND	10		µg/L	1	5/19/06 12:28:00 PM
cis-1,3-Dichloropropene	ND	1.0		µg/L	1	5/19/06 12:28:00 PM
Toluene	ND	2.0		µg/L	1	5/19/06 12:28:00 PM
trans-1,3-Dichloropropene	ND	1.0		µg/L	1	5/19/06 12:28:00 PM
1,1,2-Trichloroethane	4.3	2.0		µg/L	1	5/19/06 12:28:00 PM
1,2-Dibromoethane	ND	2.0		µg/L	1	5/19/06 12:28:00 PM
2-Hexanone	ND	10		µg/L	1	5/19/06 12:28:00 PM
1,3-Dichloropropane	ND	2.0		µg/L	1	5/19/06 12:28:00 PM
Tetrachloroethene	990	20		µg/L	10	5/22/06 12:10:00 PM
Dibromochloromethane	ND	2.0		µg/L	1	5/19/06 12:28:00 PM

AMRO Environmental Laboratories Corp.

Date: 23-May-06

CLIENT: SHAW E & I, Inc.
Lab Order: 0605080
Project: 101960-08 Textron Gorham
Lab ID: 0605080-03A

Client Sample ID: MW-218D
Collection Date: 5/10/06 12:00:00 PM
Matrix: GROUNDWATER

Analyses	Result	RL	Qual	Units	DF	Date Analyzed
Chlorobenzene	ND	2.0		µg/L	1	5/19/06 12:28:00 PM
1,1,1,2-Tetrachloroethane	ND	2.0		µg/L	1	5/19/06 12:28:00 PM
Ethylbenzene	ND	2.0		µg/L	1	5/19/06 12:28:00 PM
m,p-Xylene	ND	2.0		µg/L	1	5/19/06 12:28:00 PM
o-Xylene	ND	2.0		µg/L	1	5/19/06 12:28:00 PM
Styrene	ND	2.0		µg/L	1	5/19/06 12:28:00 PM
Bromoform	ND	2.0		µg/L	1	5/19/06 12:28:00 PM
Isopropylbenzene	ND	2.0		µg/L	1	5/19/06 12:28:00 PM
1,1,2,2-Tetrachloroethane	ND	2.0		µg/L	1	5/19/06 12:28:00 PM
1,2,3-Trichloropropane	ND	2.0		µg/L	1	5/19/06 12:28:00 PM
Bromobenzene	ND	2.0		µg/L	1	5/19/06 12:28:00 PM
n-Propylbenzene	ND	2.0		µg/L	1	5/19/06 12:28:00 PM
2-Chlorotoluene	ND	2.0		µg/L	1	5/19/06 12:28:00 PM
4-Chlorotoluene	ND	2.0		µg/L	1	5/19/06 12:28:00 PM
1,3,5-Trimethylbenzene	ND	2.0		µg/L	1	5/19/06 12:28:00 PM
tert-Butylbenzene	ND	2.0		µg/L	1	5/19/06 12:28:00 PM
1,2,4-Trimethylbenzene	ND	2.0		µg/L	1	5/19/06 12:28:00 PM
sec-Butylbenzene	ND	2.0		µg/L	1	5/19/06 12:28:00 PM
4-Isopropyltoluene	ND	2.0		µg/L	1	5/19/06 12:28:00 PM
1,3-Dichlorobenzene	ND	2.0		µg/L	1	5/19/06 12:28:00 PM
1,4-Dichlorobenzene	ND	2.0		µg/L	1	5/19/06 12:28:00 PM
n-Butylbenzene	ND	2.0		µg/L	1	5/19/06 12:28:00 PM
1,2-Dichlorobenzene	ND	2.0		µg/L	1	5/19/06 12:28:00 PM
1,2-Dibromo-3-chloropropane	ND	5.0		µg/L	1	5/19/06 12:28:00 PM
1,2,4-Trichlorobenzene	ND	2.0		µg/L	1	5/19/06 12:28:00 PM
Hexachlorobutadiene	ND	2.0		µg/L	1	5/19/06 12:28:00 PM
Naphthalene	ND	5.0		µg/L	1	5/19/06 12:28:00 PM
1,2,3-Trichlorobenzene	ND	2.0		µg/L	1	5/19/06 12:28:00 PM
Surr: Dibromofluoromethane	105	85-116		%REC	1	5/19/06 12:28:00 PM
Surr: 1,2-Dichloroethane-d4	103	77-127		%REC	1	5/19/06 12:28:00 PM
Surr: Toluene-d8	99.6	86-114		%REC	1	5/19/06 12:28:00 PM
Surr: 4-Bromofluorobenzene	99.2	79-117		%REC	1	5/19/06 12:28:00 PM

AMRO Environmental Laboratories Corp.

Date: 23-May-06

CLIENT:	SHAW E & I, Inc.	Client Sample ID:	MW-216S
Lab Order:	0605080	Collection Date:	5/10/06 12:30:00 PM
Project:	101960-08 Textron Gorham	Matrix:	GROUNDWATER
Lab ID:	0605080-04A		

Analyses	Result	RL	Qual	Units	DF	Date Analyzed
EPA 8260 VOLATILES BY GC/MS		SW8260B				Analyst: SK
Dichlorodifluoromethane	ND	5.0		µg/L	1	5/19/06 2:12:00 PM
Chloromethane	ND	5.0		µg/L	1	5/19/06 2:12:00 PM
Vinyl chloride	ND	2.0		µg/L	1	5/19/06 2:12:00 PM
Chloroethane	ND	5.0		µg/L	1	5/19/06 2:12:00 PM
Bromomethane	ND	2.0		µg/L	1	5/19/06 2:12:00 PM
Trichlorofluoromethane	ND	2.0		µg/L	1	5/19/06 2:12:00 PM
Diethyl ether	ND	5.0		µg/L	1	5/19/06 2:12:00 PM
Acetone	10	10		µg/L	1	5/19/06 2:12:00 PM
1,1-Dichloroethene	ND	1.0		µg/L	1	5/19/06 2:12:00 PM
Carbon disulfide	ND	2.0		µg/L	1	5/19/06 2:12:00 PM
Methylene chloride	ND	5.0		µg/L	1	5/19/06 2:12:00 PM
Methyl tert-butyl ether	ND	2.0		µg/L	1	5/19/06 2:12:00 PM
trans-1,2-Dichloroethene	ND	2.0		µg/L	1	5/19/06 2:12:00 PM
1,1-Dichloroethane	ND	2.0		µg/L	1	5/19/06 2:12:00 PM
2-Butanone	ND	10		µg/L	1	5/19/06 2:12:00 PM
2,2-Dichloropropane	ND	2.0		µg/L	1	5/19/06 2:12:00 PM
cis-1,2-Dichloroethene	170	2.0		µg/L	1	5/19/06 2:12:00 PM
Chloroform	ND	2.0		µg/L	1	5/19/06 2:12:00 PM
Tetrahydrofuran	ND	10		µg/L	1	5/19/06 2:12:00 PM
Bromochloromethane	ND	2.0		µg/L	1	5/19/06 2:12:00 PM
1,1,1-Trichloroethane	ND	2.0		µg/L	1	5/19/06 2:12:00 PM
1,1-Dichloropropene	ND	2.0		µg/L	1	5/19/06 2:12:00 PM
Carbon tetrachloride	ND	2.0		µg/L	1	5/19/06 2:12:00 PM
1,2-Dichloroethane	ND	2.0		µg/L	1	5/19/06 2:12:00 PM
Benzene	ND	1.0		µg/L	1	5/19/06 2:12:00 PM
Trichloroethene	ND	2.0		µg/L	1	5/19/06 2:12:00 PM
1,2-Dichloropropane	ND	2.0		µg/L	1	5/19/06 2:12:00 PM
Bromodichloromethane	ND	2.0		µg/L	1	5/19/06 2:12:00 PM
Dibromomethane	ND	2.0		µg/L	1	5/19/06 2:12:00 PM
4-Methyl-2-pentanone	ND	10		µg/L	1	5/19/06 2:12:00 PM
cis-1,3-Dichloropropene	ND	1.0		µg/L	1	5/19/06 2:12:00 PM
Toluene	2.9	2.0		µg/L	1	5/19/06 2:12:00 PM
trans-1,3-Dichloropropene	ND	1.0		µg/L	1	5/19/06 2:12:00 PM
1,1,2-Trichloroethane	ND	2.0		µg/L	1	5/19/06 2:12:00 PM
1,2-Dibromoethane	ND	2.0		µg/L	1	5/19/06 2:12:00 PM
2-Hexanone	ND	10		µg/L	1	5/19/06 2:12:00 PM
1,3-Dichloropropane	ND	2.0		µg/L	1	5/19/06 2:12:00 PM
Tetrachloroethene	ND	2.0		µg/L	1	5/19/06 2:12:00 PM
Dibromochloromethane	ND	2.0		µg/L	1	5/19/06 2:12:00 PM

AMRO Environmental Laboratories Corp.

Date: 23-May-06

CLIENT: SHAW E & I, Inc.
Lab Order: 0605080
Project: 101960-08 Textron Gorham
Lab ID: 0605080-04A

Client Sample ID: MW-216S
Collection Date: 5/10/06 12:30:00 PM
Matrix: GROUNDWATER

Analyses	Result	RL	Qual	Units	DF	Date Analyzed
Chlorobenzene	ND	2.0		µg/L	1	5/19/06 2:12:00 PM
1,1,1,2-Tetrachloroethane	ND	2.0		µg/L	1	5/19/06 2:12:00 PM
Ethylbenzene	ND	2.0		µg/L	1	5/19/06 2:12:00 PM
m,p-Xylene	3.7	2.0		µg/L	1	5/19/06 2:12:00 PM
o-Xylene	6.2	2.0		µg/L	1	5/19/06 2:12:00 PM
Styrene	ND	2.0		µg/L	1	5/19/06 2:12:00 PM
Bromoforn	ND	2.0		µg/L	1	5/19/06 2:12:00 PM
Isopropylbenzene	ND	2.0		µg/L	1	5/19/06 2:12:00 PM
1,1,2,2-Tetrachloroethane	ND	2.0		µg/L	1	5/19/06 2:12:00 PM
1,2,3-Trichloropropane	ND	2.0		µg/L	1	5/19/06 2:12:00 PM
Bromobenzene	ND	2.0		µg/L	1	5/19/06 2:12:00 PM
n-Propylbenzene	ND	2.0		µg/L	1	5/19/06 2:12:00 PM
2-Chlorotoluene	ND	2.0		µg/L	1	5/19/06 2:12:00 PM
4-Chlorotoluene	ND	2.0		µg/L	1	5/19/06 2:12:00 PM
1,3,5-Trimethylbenzene	9.5	2.0		µg/L	1	5/19/06 2:12:00 PM
tert-Butylbenzene	ND	2.0		µg/L	1	5/19/06 2:12:00 PM
1,2,4-Trimethylbenzene	12	2.0		µg/L	1	5/19/06 2:12:00 PM
sec-Butylbenzene	ND	2.0		µg/L	1	5/19/06 2:12:00 PM
4-Isopropyltoluene	ND	2.0		µg/L	1	5/19/06 2:12:00 PM
1,3-Dichlorobenzene	ND	2.0		µg/L	1	5/19/06 2:12:00 PM
1,4-Dichlorobenzene	ND	2.0		µg/L	1	5/19/06 2:12:00 PM
n-Butylbenzene	ND	2.0		µg/L	1	5/19/06 2:12:00 PM
1,2-Dichlorobenzene	ND	2.0		µg/L	1	5/19/06 2:12:00 PM
1,2-Dibromo-3-chloropropane	ND	5.0		µg/L	1	5/19/06 2:12:00 PM
1,2,4-Trichlorobenzene	ND	2.0		µg/L	1	5/19/06 2:12:00 PM
Hexachlorobutadiene	ND	2.0		µg/L	1	5/19/06 2:12:00 PM
Naphthalene	21	5.0		µg/L	1	5/19/06 2:12:00 PM
1,2,3-Trichlorobenzene	ND	2.0		µg/L	1	5/19/06 2:12:00 PM
Surr: Dibromofluoromethane	104	85-116		%REC	1	5/19/06 2:12:00 PM
Surr: 1,2-Dichloroethane-d4	102	77-127		%REC	1	5/19/06 2:12:00 PM
Surr: Toluene-d8	101	86-114		%REC	1	5/19/06 2:12:00 PM
Surr: 4-Bromofluorobenzene	99.0	79-117		%REC	1	5/19/06 2:12:00 PM

AMRO Environmental Laboratories Corp.

Date: 23-May-06

CLIENT: SHAW E & I, Inc. **Client Sample ID:** MW-216D
Lab Order: 0605080 **Collection Date:** 5/10/06 1:00:00 PM
Project: 101960-08 Textron Gorham **Matrix:** GROUNDWATER
Lab ID: 0605080-05A

Analyses	Result	RL	Qual	Units	DF	Date Analyzed
EPA 8260 VOLATILES BY GC/MS		SW8260B		Analyst: SK		
Dichlorodifluoromethane	ND	5.0		µg/L	1	5/19/06 4:32:00 PM
Chloromethane	ND	5.0		µg/L	1	5/19/06 4:32:00 PM
Vinyl chloride	ND	2.0		µg/L	1	5/19/06 4:32:00 PM
Chloroethane	ND	5.0		µg/L	1	5/19/06 4:32:00 PM
Bromomethane	ND	2.0		µg/L	1	5/19/06 4:32:00 PM
Trichlorofluoromethane	ND	2.0		µg/L	1	5/19/06 4:32:00 PM
Diethyl ether	ND	5.0		µg/L	1	5/19/06 4:32:00 PM
Acetone	ND	10		µg/L	1	5/19/06 4:32:00 PM
1,1-Dichloroethene	ND	1.0		µg/L	1	5/19/06 4:32:00 PM
Carbon disulfide	ND	2.0		µg/L	1	5/19/06 4:32:00 PM
Methylene chloride	ND	5.0		µg/L	1	5/19/06 4:32:00 PM
Methyl tert-butyl ether	ND	2.0		µg/L	1	5/19/06 4:32:00 PM
trans-1,2-Dichloroethene	ND	2.0		µg/L	1	5/19/06 4:32:00 PM
1,1-Dichloroethane	ND	2.0		µg/L	1	5/19/06 4:32:00 PM
2-Butanone	ND	10		µg/L	1	5/19/06 4:32:00 PM
2,2-Dichloropropane	ND	2.0		µg/L	1	5/19/06 4:32:00 PM
cis-1,2-Dichloroethene	ND	2.0		µg/L	1	5/19/06 4:32:00 PM
Chloroform	ND	2.0		µg/L	1	5/19/06 4:32:00 PM
Tetrahydrofuran	ND	10		µg/L	1	5/19/06 4:32:00 PM
Bromochloromethane	ND	2.0		µg/L	1	5/19/06 4:32:00 PM
1,1,1-Trichloroethane	ND	2.0		µg/L	1	5/19/06 4:32:00 PM
1,1-Dichloropropene	ND	2.0		µg/L	1	5/19/06 4:32:00 PM
Carbon tetrachloride	ND	2.0		µg/L	1	5/19/06 4:32:00 PM
1,2-Dichloroethane	ND	2.0		µg/L	1	5/19/06 4:32:00 PM
Benzene	ND	1.0		µg/L	1	5/19/06 4:32:00 PM
Trichloroethene	4.2	2.0		µg/L	1	5/19/06 4:32:00 PM
1,2-Dichloropropane	ND	2.0		µg/L	1	5/19/06 4:32:00 PM
Bromodichloromethane	ND	2.0		µg/L	1	5/19/06 4:32:00 PM
Dibromomethane	ND	2.0		µg/L	1	5/19/06 4:32:00 PM
4-Methyl-2-pentanone	ND	10		µg/L	1	5/19/06 4:32:00 PM
cis-1,3-Dichloropropene	ND	1.0		µg/L	1	5/19/06 4:32:00 PM
Toluene	ND	2.0		µg/L	1	5/19/06 4:32:00 PM
trans-1,3-Dichloropropene	ND	1.0		µg/L	1	5/19/06 4:32:00 PM
1,1,2-Trichloroethane	ND	2.0		µg/L	1	5/19/06 4:32:00 PM
1,2-Dibromoethane	ND	2.0		µg/L	1	5/19/06 4:32:00 PM
2-Hexanone	ND	10		µg/L	1	5/19/06 4:32:00 PM
1,3-Dichloropropane	ND	2.0		µg/L	1	5/19/06 4:32:00 PM
Tetrachloroethene	ND	2.0		µg/L	1	5/19/06 4:32:00 PM
Dibromochloromethane	ND	2.0		µg/L	1	5/19/06 4:32:00 PM

AMRO Environmental Laboratories Corp.

Date: 23-May-06

CLIENT: SHAW E & I, Inc. **Client Sample ID:** MW-216D
Lab Order: 0605080 **Collection Date:** 5/10/06 1:00:00 PM
Project: 101960-08 Textron Gorham **Matrix:** GROUNDWATER
Lab ID: 0605080-05A

Analyses	Result	RL	Qual	Units	DF	Date Analyzed
Chlorobenzene	ND	2.0		µg/L	1	5/19/06 4:32:00 PM
1,1,1,2-Tetrachloroethane	ND	2.0		µg/L	1	5/19/06 4:32:00 PM
Ethylbenzene	ND	2.0		µg/L	1	5/19/06 4:32:00 PM
m,p-Xylene	ND	2.0		µg/L	1	5/19/06 4:32:00 PM
o-Xylene	ND	2.0		µg/L	1	5/19/06 4:32:00 PM
Styrene	ND	2.0		µg/L	1	5/19/06 4:32:00 PM
Bromoform	ND	2.0		µg/L	1	5/19/06 4:32:00 PM
Isopropylbenzene	ND	2.0		µg/L	1	5/19/06 4:32:00 PM
1,1,2,2-Tetrachloroethane	ND	2.0		µg/L	1	5/19/06 4:32:00 PM
1,2,3-Trichloropropane	ND	2.0		µg/L	1	5/19/06 4:32:00 PM
Bromobenzene	ND	2.0		µg/L	1	5/19/06 4:32:00 PM
n-Propylbenzene	ND	2.0		µg/L	1	5/19/06 4:32:00 PM
2-Chlorotoluene	ND	2.0		µg/L	1	5/19/06 4:32:00 PM
4-Chlorotoluene	ND	2.0		µg/L	1	5/19/06 4:32:00 PM
1,3,5-Trimethylbenzene	ND	2.0		µg/L	1	5/19/06 4:32:00 PM
tert-Butylbenzene	ND	2.0		µg/L	1	5/19/06 4:32:00 PM
1,2,4-Trimethylbenzene	ND	2.0		µg/L	1	5/19/06 4:32:00 PM
sec-Butylbenzene	ND	2.0		µg/L	1	5/19/06 4:32:00 PM
4-Isopropyltoluene	ND	2.0		µg/L	1	5/19/06 4:32:00 PM
1,3-Dichlorobenzene	ND	2.0		µg/L	1	5/19/06 4:32:00 PM
1,4-Dichlorobenzene	ND	2.0		µg/L	1	5/19/06 4:32:00 PM
n-Butylbenzene	ND	2.0		µg/L	1	5/19/06 4:32:00 PM
1,2-Dichlorobenzene	ND	2.0		µg/L	1	5/19/06 4:32:00 PM
1,2-Dibromo-3-chloropropane	ND	5.0		µg/L	1	5/19/06 4:32:00 PM
1,2,4-Trichlorobenzene	ND	2.0		µg/L	1	5/19/06 4:32:00 PM
Hexachlorobutadiene	ND	2.0		µg/L	1	5/19/06 4:32:00 PM
Naphthalene	ND	5.0		µg/L	1	5/19/06 4:32:00 PM
1,2,3-Trichlorobenzene	ND	2.0		µg/L	1	5/19/06 4:32:00 PM
Surr: Dibromofluoromethane	99.1	85-116		%REC	1	5/19/06 4:32:00 PM
Surr: 1,2-Dichloroethane-d4	94.2	77-127		%REC	1	5/19/06 4:32:00 PM
Surr: Toluene-d8	97.0	86-114		%REC	1	5/19/06 4:32:00 PM
Surr: 4-Bromofluorobenzene	100	79-117		%REC	1	5/19/06 4:32:00 PM

AMRO Environmental Laboratories Corp.

Date: 23-May-06

CLIENT: SHAW E & I, Inc.
 Lab Order: 0605080
 Project: 101960-08 Textron Gorham
 Lab ID: 0605080-06A

Client Sample ID: MW-217D
 Collection Date: 5/10/06 1:30:00 PM
 Matrix: GROUNDWATER

Analyses	Result	RL	Qual	Units	DF	Date Analyzed
EPA 8260 VOLATILES BY GC/MS		SW8260B				Analyst: SK
Dichlorodifluoromethane	ND	5.0		µg/L	1	5/22/06 10:27:00 AM
Chloromethane	ND	5.0		µg/L	1	5/22/06 10:27:00 AM
Vinyl chloride	ND	2.0		µg/L	1	5/22/06 10:27:00 AM
Chloroethane	ND	5.0		µg/L	1	5/22/06 10:27:00 AM
Bromomethane	ND	2.0		µg/L	1	5/22/06 10:27:00 AM
Trichlorofluoromethane	ND	2.0		µg/L	1	5/22/06 10:27:00 AM
Diethyl ether	ND	5.0		µg/L	1	5/22/06 10:27:00 AM
Acetone	ND	10		µg/L	1	5/22/06 10:27:00 AM
1,1-Dichloroethene	ND	1.0		µg/L	1	5/22/06 10:27:00 AM
Carbon disulfide	ND	2.0		µg/L	1	5/22/06 10:27:00 AM
Methylene chloride	ND	5.0		µg/L	1	5/22/06 10:27:00 AM
Methyl tert-butyl ether	ND	2.0		µg/L	1	5/22/06 10:27:00 AM
trans-1,2-Dichloroethene	ND	2.0		µg/L	1	5/22/06 10:27:00 AM
1,1-Dichloroethane	ND	2.0		µg/L	1	5/22/06 10:27:00 AM
2-Butanone	ND	10		µg/L	1	5/22/06 10:27:00 AM
2,2-Dichloropropane	ND	2.0		µg/L	1	5/22/06 10:27:00 AM
cis-1,2-Dichloroethene	68	2.0		µg/L	1	5/22/06 10:27:00 AM
Chloroform	ND	2.0		µg/L	1	5/22/06 10:27:00 AM
Tetrahydrofuran	ND	10		µg/L	1	5/22/06 10:27:00 AM
Bromochloromethane	ND	2.0		µg/L	1	5/22/06 10:27:00 AM
1,1,1-Trichloroethane	ND	2.0		µg/L	1	5/22/06 10:27:00 AM
1,1-Dichloropropene	ND	2.0		µg/L	1	5/22/06 10:27:00 AM
Carbon tetrachloride	ND	2.0		µg/L	1	5/22/06 10:27:00 AM
1,2-Dichloroethane	ND	2.0		µg/L	1	5/22/06 10:27:00 AM
Benzene	ND	1.0		µg/L	1	5/22/06 10:27:00 AM
Trichloroethene	69	2.0		µg/L	1	5/22/06 10:27:00 AM
1,2-Dichloropropane	ND	2.0		µg/L	1	5/22/06 10:27:00 AM
Bromodichloromethane	ND	2.0		µg/L	1	5/22/06 10:27:00 AM
Dibromomethane	ND	2.0		µg/L	1	5/22/06 10:27:00 AM
4-Methyl-2-pentanone	ND	10		µg/L	1	5/22/06 10:27:00 AM
cis-1,3-Dichloropropene	ND	1.0		µg/L	1	5/22/06 10:27:00 AM
Toluene	ND	2.0		µg/L	1	5/22/06 10:27:00 AM
trans-1,3-Dichloropropene	ND	1.0		µg/L	1	5/22/06 10:27:00 AM
1,1,2-Trichloroethane	ND	2.0		µg/L	1	5/22/06 10:27:00 AM
1,2-Dibromoethane	ND	2.0		µg/L	1	5/22/06 10:27:00 AM
2-Hexanone	ND	10		µg/L	1	5/22/06 10:27:00 AM
1,3-Dichloropropane	ND	2.0		µg/L	1	5/22/06 10:27:00 AM
Tetrachloroethene	ND	2.0		µg/L	1	5/22/06 10:27:00 AM
Dibromochloromethane	ND	2.0		µg/L	1	5/22/06 10:27:00 AM

AMRO Environmental Laboratories Corp.

Date: 23-May-06

CLIENT: SHAW E & I, Inc. **Client Sample ID:** MW-217D
Lab Order: 0605080 **Collection Date:** 5/10/06 1:30:00 PM
Project: 101960-08 Textron Gorham **Matrix:** GROUNDWATER
Lab ID: 0605080-06A

Analyses	Result	RL	Qual	Units	DF	Date Analyzed
Chlorobenzene	ND	2.0		µg/L	1	5/22/06 10:27:00 AM
1,1,1,2-Tetrachloroethane	ND	2.0		µg/L	1	5/22/06 10:27:00 AM
Ethylbenzene	ND	2.0		µg/L	1	5/22/06 10:27:00 AM
m,p-Xylene	ND	2.0		µg/L	1	5/22/06 10:27:00 AM
o-Xylene	ND	2.0		µg/L	1	5/22/06 10:27:00 AM
Styrene	ND	2.0		µg/L	1	5/22/06 10:27:00 AM
Bromoform	ND	2.0		µg/L	1	5/22/06 10:27:00 AM
Isopropylbenzene	ND	2.0		µg/L	1	5/22/06 10:27:00 AM
1,1,2,2-Tetrachloroethane	ND	2.0		µg/L	1	5/22/06 10:27:00 AM
1,2,3-Trichloropropane	ND	2.0		µg/L	1	5/22/06 10:27:00 AM
Bromobenzene	ND	2.0		µg/L	1	5/22/06 10:27:00 AM
n-Propylbenzene	ND	2.0		µg/L	1	5/22/06 10:27:00 AM
2-Chlorotoluene	ND	2.0		µg/L	1	5/22/06 10:27:00 AM
4-Chlorotoluene	ND	2.0		µg/L	1	5/22/06 10:27:00 AM
1,3,5-Trimethylbenzene	ND	2.0		µg/L	1	5/22/06 10:27:00 AM
tert-Butylbenzene	ND	2.0		µg/L	1	5/22/06 10:27:00 AM
1,2,4-Trimethylbenzene	ND	2.0		µg/L	1	5/22/06 10:27:00 AM
sec-Butylbenzene	ND	2.0		µg/L	1	5/22/06 10:27:00 AM
4-Isopropyltoluene	ND	2.0		µg/L	1	5/22/06 10:27:00 AM
1,3-Dichlorobenzene	ND	2.0		µg/L	1	5/22/06 10:27:00 AM
1,4-Dichlorobenzene	ND	2.0		µg/L	1	5/22/06 10:27:00 AM
n-Butylbenzene	ND	2.0		µg/L	1	5/22/06 10:27:00 AM
1,2-Dichlorobenzene	ND	2.0		µg/L	1	5/22/06 10:27:00 AM
1,2-Dibromo-3-chloropropane	ND	5.0		µg/L	1	5/22/06 10:27:00 AM
1,2,4-Trichlorobenzene	ND	2.0		µg/L	1	5/22/06 10:27:00 AM
Hexachlorobutadiene	ND	2.0		µg/L	1	5/22/06 10:27:00 AM
Naphthalene	ND	5.0		µg/L	1	5/22/06 10:27:00 AM
1,2,3-Trichlorobenzene	ND	2.0		µg/L	1	5/22/06 10:27:00 AM
Surr: Dibromofluoromethane	98.0	85-116		%REC	1	5/22/06 10:27:00 AM
Surr: 1,2-Dichloroethane-d4	92.6	77-127		%REC	1	5/22/06 10:27:00 AM
Surr: Toluene-d8	99.1	86-114		%REC	1	5/22/06 10:27:00 AM
Surr: 4-Bromofluorobenzene	98.7	79-117		%REC	1	5/22/06 10:27:00 AM

AMRO Environmental Laboratories Corp.

Date: 23-May-06

CLIENT: SHAW E & I, Inc.
Lab Order: 0605080
Project: 101960-08 Textron Gorham
Lab ID: 0605080-07A

Client Sample ID: MW-217S
Collection Date: 5/10/06 2:00:00 PM
Matrix: GROUNDWATER

Analyses	Result	RL	Qual	Units	DF	Date Analyzed
EPA 8260 VOLATILES BY GC/MS		SW8260B				Analyst: SK
Dichlorodifluoromethane	ND	5.0		µg/L	1	5/19/06 1:37:00 PM
Chloromethane	ND	5.0		µg/L	1	5/19/06 1:37:00 PM
Vinyl chloride	ND	2.0		µg/L	1	5/19/06 1:37:00 PM
Chloroethane	ND	5.0		µg/L	1	5/19/06 1:37:00 PM
Bromomethane	ND	2.0		µg/L	1	5/19/06 1:37:00 PM
Trichlorofluoromethane	ND	2.0		µg/L	1	5/19/06 1:37:00 PM
Diethyl ether	ND	5.0		µg/L	1	5/19/06 1:37:00 PM
Acetone	ND	10		µg/L	1	5/19/06 1:37:00 PM
1,1-Dichloroethene	ND	1.0		µg/L	1	5/19/06 1:37:00 PM
Carbon disulfide	ND	2.0		µg/L	1	5/19/06 1:37:00 PM
Methylene chloride	ND	5.0		µg/L	1	5/19/06 1:37:00 PM
Methyl tert-butyl ether	ND	2.0		µg/L	1	5/19/06 1:37:00 PM
trans-1,2-Dichloroethene	ND	2.0		µg/L	1	5/19/06 1:37:00 PM
1,1-Dichloroethane	ND	2.0		µg/L	1	5/19/06 1:37:00 PM
2-Butanone	12	10		µg/L	1	5/19/06 1:37:00 PM
2,2-Dichloropropane	ND	2.0		µg/L	1	5/19/06 1:37:00 PM
cis-1,2-Dichloroethene	33	2.0		µg/L	1	5/19/06 1:37:00 PM
Chloroform	ND	2.0		µg/L	1	5/19/06 1:37:00 PM
Tetrahydrofuran	ND	10		µg/L	1	5/19/06 1:37:00 PM
Bromochloromethane	ND	2.0		µg/L	1	5/19/06 1:37:00 PM
1,1,1-Trichloroethane	ND	2.0		µg/L	1	5/19/06 1:37:00 PM
1,1-Dichloropropene	ND	2.0		µg/L	1	5/19/06 1:37:00 PM
Carbon tetrachloride	ND	2.0		µg/L	1	5/19/06 1:37:00 PM
1,2-Dichloroethane	ND	2.0		µg/L	1	5/19/06 1:37:00 PM
Benzene	ND	1.0		µg/L	1	5/19/06 1:37:00 PM
Trichloroethene	ND	2.0		µg/L	1	5/19/06 1:37:00 PM
1,2-Dichloropropane	ND	2.0		µg/L	1	5/19/06 1:37:00 PM
Bromodichloromethane	ND	2.0		µg/L	1	5/19/06 1:37:00 PM
Dibromomethane	ND	2.0		µg/L	1	5/19/06 1:37:00 PM
4-Methyl-2-pentanone	ND	10		µg/L	1	5/19/06 1:37:00 PM
cis-1,3-Dichloropropene	ND	1.0		µg/L	1	5/19/06 1:37:00 PM
Toluene	ND	2.0		µg/L	1	5/19/06 1:37:00 PM
trans-1,3-Dichloropropene	ND	1.0		µg/L	1	5/19/06 1:37:00 PM
1,1,2-Trichloroethane	ND	2.0		µg/L	1	5/19/06 1:37:00 PM
1,2-Dibromoethane	ND	2.0		µg/L	1	5/19/06 1:37:00 PM
2-Hexanone	ND	10		µg/L	1	5/19/06 1:37:00 PM
1,3-Dichloropropane	ND	2.0		µg/L	1	5/19/06 1:37:00 PM
Tetrachloroethene	ND	2.0		µg/L	1	5/19/06 1:37:00 PM
Dibromochloromethane	ND	2.0		µg/L	1	5/19/06 1:37:00 PM

AMRO Environmental Laboratories Corp.

Date: 23-May-06

CLIENT: SHAW E & I, Inc. **Client Sample ID:** MW-217S
Lab Order: 0605080 **Collection Date:** 5/10/06 2:00:00 PM
Project: 101960-08 Textron Gorham **Matrix:** GROUNDWATER
Lab ID: 0605080-07A

Analyses	Result	RL	Qual	Units	DF	Date Analyzed
Chlorobenzene	ND	2.0		µg/L	1	5/19/06 1:37:00 PM
1,1,1,2-Tetrachloroethane	ND	2.0		µg/L	1	5/19/06 1:37:00 PM
Ethylbenzene	ND	2.0		µg/L	1	5/19/06 1:37:00 PM
m,p-Xylene	ND	2.0		µg/L	1	5/19/06 1:37:00 PM
o-Xylene	ND	2.0		µg/L	1	5/19/06 1:37:00 PM
Styrene	ND	2.0		µg/L	1	5/19/06 1:37:00 PM
Bromoform	ND	2.0		µg/L	1	5/19/06 1:37:00 PM
Isopropylbenzene	ND	2.0		µg/L	1	5/19/06 1:37:00 PM
1,1,2,2-Tetrachloroethane	ND	2.0		µg/L	1	5/19/06 1:37:00 PM
1,2,3-Trichloropropane	ND	2.0		µg/L	1	5/19/06 1:37:00 PM
Bromobenzene	ND	2.0		µg/L	1	5/19/06 1:37:00 PM
n-Propylbenzene	ND	2.0		µg/L	1	5/19/06 1:37:00 PM
2-Chlorotoluene	ND	2.0		µg/L	1	5/19/06 1:37:00 PM
4-Chlorotoluene	ND	2.0		µg/L	1	5/19/06 1:37:00 PM
1,3,5-Trimethylbenzene	ND	2.0		µg/L	1	5/19/06 1:37:00 PM
tert-Butylbenzene	ND	2.0		µg/L	1	5/19/06 1:37:00 PM
1,2,4-Trimethylbenzene	ND	2.0		µg/L	1	5/19/06 1:37:00 PM
sec-Butylbenzene	ND	2.0		µg/L	1	5/19/06 1:37:00 PM
4-Isopropyltoluene	ND	2.0		µg/L	1	5/19/06 1:37:00 PM
1,3-Dichlorobenzene	ND	2.0		µg/L	1	5/19/06 1:37:00 PM
1,4-Dichlorobenzene	ND	2.0		µg/L	1	5/19/06 1:37:00 PM
n-Butylbenzene	ND	2.0		µg/L	1	5/19/06 1:37:00 PM
1,2-Dichlorobenzene	ND	2.0		µg/L	1	5/19/06 1:37:00 PM
1,2-Dibromo-3-chloropropane	ND	5.0		µg/L	1	5/19/06 1:37:00 PM
1,2,4-Trichlorobenzene	ND	2.0		µg/L	1	5/19/06 1:37:00 PM
Hexachlorobutadiene	ND	2.0		µg/L	1	5/19/06 1:37:00 PM
Naphthalene	17	5.0		µg/L	1	5/19/06 1:37:00 PM
1,2,3-Trichlorobenzene	ND	2.0		µg/L	1	5/19/06 1:37:00 PM
Surr: Dibromofluoromethane	101	85-116		%REC	1	5/19/06 1:37:00 PM
Surr: 1,2-Dichloroethane-d4	102	77-127		%REC	1	5/19/06 1:37:00 PM
Surr: Toluene-d8	97.4	86-114		%REC	1	5/19/06 1:37:00 PM
Surr: 4-Bromofluorobenzene	99.5	79-117		%REC	1	5/19/06 1:37:00 PM

AMRO Environmental Laboratories Corp.

Date: 23-May-06

CLIENT: SHAW E & I, Inc.
Lab Order: 0605080
Project: 101960-08 Textron Gorham
Lab ID: 0605080-08A

Client Sample ID: Trip Blank
Collection Date: 5/10/06
Matrix: TRIP BLANK

Analyses	Result	RL	Qual	Units	DF	Date Analyzed
EPA 8260 VOLATILES BY GC/MS		SW8260B				Analyst: SK
Dichlorodifluoromethane	ND	5.0		µg/L	1	5/19/06 10:45:00 AM
Chloromethane	ND	5.0		µg/L	1	5/19/06 10:45:00 AM
Vinyl chloride	ND	2.0		µg/L	1	5/19/06 10:45:00 AM
Chloroethane	ND	5.0		µg/L	1	5/19/06 10:45:00 AM
Bromomethane	ND	2.0		µg/L	1	5/19/06 10:45:00 AM
Trichlorofluoromethane	ND	2.0		µg/L	1	5/19/06 10:45:00 AM
Diethyl ether	ND	5.0		µg/L	1	5/19/06 10:45:00 AM
Acetone	ND	10		µg/L	1	5/19/06 10:45:00 AM
1,1-Dichloroethene	ND	1.0		µg/L	1	5/19/06 10:45:00 AM
Carbon disulfide	ND	2.0		µg/L	1	5/19/06 10:45:00 AM
Methylene chloride	ND	5.0		µg/L	1	5/19/06 10:45:00 AM
Methyl tert-butyl ether	ND	2.0		µg/L	1	5/19/06 10:45:00 AM
trans-1,2-Dichloroethene	ND	2.0		µg/L	1	5/19/06 10:45:00 AM
1,1-Dichloroethane	ND	2.0		µg/L	1	5/19/06 10:45:00 AM
2-Butanone	ND	10		µg/L	1	5/19/06 10:45:00 AM
2,2-Dichloropropane	ND	2.0		µg/L	1	5/19/06 10:45:00 AM
cis-1,2-Dichloroethene	ND	2.0		µg/L	1	5/19/06 10:45:00 AM
Chloroform	ND	2.0		µg/L	1	5/19/06 10:45:00 AM
Tetrahydrofuran	ND	10		µg/L	1	5/19/06 10:45:00 AM
Bromochloromethane	ND	2.0		µg/L	1	5/19/06 10:45:00 AM
1,1,1-Trichloroethane	ND	2.0		µg/L	1	5/19/06 10:45:00 AM
1,1-Dichloropropene	ND	2.0		µg/L	1	5/19/06 10:45:00 AM
Carbon tetrachloride	ND	2.0		µg/L	1	5/19/06 10:45:00 AM
1,2-Dichloroethane	ND	2.0		µg/L	1	5/19/06 10:45:00 AM
Benzene	ND	1.0		µg/L	1	5/19/06 10:45:00 AM
Trichloroethene	ND	2.0		µg/L	1	5/19/06 10:45:00 AM
1,2-Dichloropropane	ND	2.0		µg/L	1	5/19/06 10:45:00 AM
Bromodichloromethane	ND	2.0		µg/L	1	5/19/06 10:45:00 AM
Dibromomethane	ND	2.0		µg/L	1	5/19/06 10:45:00 AM
4-Methyl-2-pentanone	ND	10		µg/L	1	5/19/06 10:45:00 AM
cis-1,3-Dichloropropene	ND	1.0		µg/L	1	5/19/06 10:45:00 AM
Toluene	ND	2.0		µg/L	1	5/19/06 10:45:00 AM
trans-1,3-Dichloropropene	ND	1.0		µg/L	1	5/19/06 10:45:00 AM
1,1,2-Trichloroethane	ND	2.0		µg/L	1	5/19/06 10:45:00 AM
1,2-Dibromoethane	ND	2.0		µg/L	1	5/19/06 10:45:00 AM
2-Hexanone	ND	10		µg/L	1	5/19/06 10:45:00 AM
1,3-Dichloropropane	ND	2.0		µg/L	1	5/19/06 10:45:00 AM
Tetrachloroethene	ND	2.0		µg/L	1	5/19/06 10:45:00 AM
Dibromochloromethane	ND	2.0		µg/L	1	5/19/06 10:45:00 AM

AMRO Environmental Laboratories Corp.

Date: 23-May-06

CLIENT: SHAW E & I, Inc.

Client Sample ID: Trip Blank

Lab Order: 0605080

Collection Date: 5/10/06

Project: 101960-08 Textron Gorham

Matrix: TRIP BLANK

Lab ID: 0605080-08A

Analyses	Result	RL	Qual	Units	DF	Date Analyzed
Chlorobenzene	ND	2.0		µg/L	1	5/19/06 10:45:00 AM
1,1,1,2-Tetrachloroethane	ND	2.0		µg/L	1	5/19/06 10:45:00 AM
Ethylbenzene	ND	2.0		µg/L	1	5/19/06 10:45:00 AM
m,p-Xylene	ND	2.0		µg/L	1	5/19/06 10:45:00 AM
o-Xylene	ND	2.0		µg/L	1	5/19/06 10:45:00 AM
Styrene	ND	2.0		µg/L	1	5/19/06 10:45:00 AM
Bromoform	ND	2.0		µg/L	1	5/19/06 10:45:00 AM
Isopropylbenzene	ND	2.0		µg/L	1	5/19/06 10:45:00 AM
1,1,2,2-Tetrachloroethane	ND	2.0		µg/L	1	5/19/06 10:45:00 AM
1,2,3-Trichloropropane	ND	2.0		µg/L	1	5/19/06 10:45:00 AM
Bromobenzene	ND	2.0		µg/L	1	5/19/06 10:45:00 AM
n-Propylbenzene	ND	2.0		µg/L	1	5/19/06 10:45:00 AM
2-Chlorotoluene	ND	2.0		µg/L	1	5/19/06 10:45:00 AM
4-Chlorotoluene	ND	2.0		µg/L	1	5/19/06 10:45:00 AM
1,3,5-Trimethylbenzene	ND	2.0		µg/L	1	5/19/06 10:45:00 AM
tert-Butylbenzene	ND	2.0		µg/L	1	5/19/06 10:45:00 AM
1,2,4-Trimethylbenzene	ND	2.0		µg/L	1	5/19/06 10:45:00 AM
sec-Butylbenzene	ND	2.0		µg/L	1	5/19/06 10:45:00 AM
4-Isopropyltoluene	ND	2.0		µg/L	1	5/19/06 10:45:00 AM
1,3-Dichlorobenzene	ND	2.0		µg/L	1	5/19/06 10:45:00 AM
1,4-Dichlorobenzene	ND	2.0		µg/L	1	5/19/06 10:45:00 AM
n-Butylbenzene	ND	2.0		µg/L	1	5/19/06 10:45:00 AM
1,2-Dichlorobenzene	ND	2.0		µg/L	1	5/19/06 10:45:00 AM
1,2-Dibromo-3-chloropropane	ND	5.0		µg/L	1	5/19/06 10:45:00 AM
1,2,4-Trichlorobenzene	ND	2.0		µg/L	1	5/19/06 10:45:00 AM
Hexachlorobutadiene	ND	2.0		µg/L	1	5/19/06 10:45:00 AM
Naphthalene	ND	5.0		µg/L	1	5/19/06 10:45:00 AM
1,2,3-Trichlorobenzene	ND	2.0		µg/L	1	5/19/06 10:45:00 AM
Surr: Dibromofluoromethane	102	85-116		%REC	1	5/19/06 10:45:00 AM
Surr: 1,2-Dichloroethane-d4	101	77-127		%REC	1	5/19/06 10:45:00 AM
Surr: Toluene-d8	96.9	86-114		%REC	1	5/19/06 10:45:00 AM
Surr: 4-Bromofluorobenzene	95.4	79-117		%REC	1	5/19/06 10:45:00 AM

AMRO Environmental Laboratories Corp.

Date: 22-May-06

QC SUMMARY REPORT
Method Blank

CLIENT: SHAW E & I, Inc.
Work Order: 0605080
Project: 101960-08 Textron Gorham

Sample ID mb-05/19/06 Batch ID: R32983 Test Code: SW8260B Units: µg/L Analysis Date 5/19/06 10:11:00 AM Prep Date 5/19/06
Client ID: Run ID: V-3_060519A SeqNo: 543338

Analyte	QC Sample Result	RL	Units	QC Spike Amount	Original Sample Result	%REC	LowLimit	HighLimit	%RPD	RPDLimit	Qua
Dichlorodifluoromethane	ND	5.0	µg/L								
Chloromethane	ND	5.0	µg/L								
Vinyl chloride	ND	2.0	µg/L								
Chloroethane	ND	5.0	µg/L								
Bromomethane	ND	2.0	µg/L								
Trichlorofluoromethane	ND	2.0	µg/L								
Diethyl ether	ND	5.0	µg/L								
Acetone	ND	10	µg/L								
1,1-Dichloroethene	ND	1.0	µg/L								
Carbon disulfide	ND	2.0	µg/L								
Methylene chloride	ND	5.0	µg/L								
Methyl tert-butyl ether	ND	2.0	µg/L								
trans-1,2-Dichloroethene	ND	2.0	µg/L								
1,1-Dichloroethane	ND	2.0	µg/L								
2-Butanone	ND	10	µg/L								
2,2-Dichloropropane	ND	2.0	µg/L								
cis-1,2-Dichloroethene	ND	2.0	µg/L								
Chloroform	ND	2.0	µg/L								
Tetrahydrofuran	ND	10	µg/L								
Bromochloromethane	ND	2.0	µg/L								
1,1,1-Trichloroethane	ND	2.0	µg/L								
1,1-Dichloropropene	ND	2.0	µg/L								
Carbon tetrachloride	ND	2.0	µg/L								
1,2-Dichloroethane	ND	2.0	µg/L								
Benzene	ND	1.0	µg/L								

Qualifiers: ND - Not Detected at the Reporting Limit S - Spike Recovery outside accepted recovery limits B - Analyte detected in the associated Method Blank
J - Analyte detected below quantitation limits R - RPD outside accepted recovery limits NA - Not applicable where J values or ND results occur
RL - Reporting Limit; defined as the lowest concentration the laboratory can accurately quantitate.

Date: 22-May-06

AMRO Environmental Laboratories Corp.

QC SUMMARY REPORT
Method Blank

CLIENT: SHAW E & I, Inc.
Work Order: 0605080
Project: 101960-08 Textron Gorham

Trichloroethene	ND	2.0	µg/L
1,2-Dichloropropane	ND	2.0	µg/L
Bromodichloromethane	ND	2.0	µg/L
Dibromomethane	ND	2.0	µg/L
4-Methyl-2-pentanone	ND	10	µg/L
cis-1,3-Dichloropropene	ND	1.0	µg/L
Toluene	ND	2.0	µg/L
trans-1,3-Dichloropropene	ND	1.0	µg/L
1,1,2-Trichloroethane	ND	2.0	µg/L
1,2-Dibromoethane	ND	2.0	µg/L
2-Hexanone	ND	10	µg/L
1,3-Dichloropropane	ND	2.0	µg/L
Tetrachloroethene	ND	2.0	µg/L
Dibromochloromethane	ND	2.0	µg/L
Chlorobenzene	ND	2.0	µg/L
1,1,1,2-Tetrachloroethane	ND	2.0	µg/L
Ethylbenzene	ND	2.0	µg/L
m,p-Xylene	ND	2.0	µg/L
o-Xylene	ND	2.0	µg/L
Styrene	ND	2.0	µg/L
Bromoform	ND	2.0	µg/L
Isopropylbenzene	ND	2.0	µg/L
1,1,2,2-Tetrachloroethane	ND	2.0	µg/L
1,2,3-Trichloropropane	ND	2.0	µg/L
Bromobenzene	ND	2.0	µg/L
n-Propylbenzene	ND	2.0	µg/L
2-Chlorotoluene	ND	2.0	µg/L
4-Chlorotoluene	ND	2.0	µg/L
1,3,5-Trimethylbenzene	ND	2.0	µg/L
tert-Butylbenzene	ND	2.0	µg/L
1,2,4-Trimethylbenzene	ND	2.0	µg/L

Qualifiers: ND - Not Detected at the Reporting Limit
S - Spike Recovery outside accepted recovery limits
B - Analyte detected in the associated Method Blank
J - Analyte detected below quantitation limits
R - RPD outside accepted recovery limits
NA - Not applicable where J values or ND results occur
RL - Reporting Limit; defined as the lowest concentration the laboratory can accurately quantitate.

AMRO Environmental Laboratories Corp.

Date: 22-May-06

QC SUMMARY REPORT

Method Blank

CLIENT: SHAW E & I, Inc.
 Work Order: 0605080
 Project: 101960-08 Textron Gorham

Compound	Reporting Limit	Concentration (µg/L)	Recovery (%)	Acceptance	Reporting Limit	Concentration (µg/L)	Recovery (%)	Acceptance
sec-Butylbenzene	ND	2.0	0	0	101	85	116	0
4-Isopropyltoluene	ND	2.0	0	0	103	77	127	0
1,3-Dichlorobenzene	ND	2.0	0	0	98.6	86	114	0
1,4-Dichlorobenzene	ND	2.0	0	0	99.4	79	117	0
n-Butylbenzene	ND	2.0	0	0				
1,2-Dichlorobenzene	ND	2.0	0	0				
1,2-Dibromo-3-chloropropane	ND	5.0	0	0				
1,2,4-Trichlorobenzene	ND	2.0	0	0				
Hexachlorobutadiene	ND	2.0	0	0				
Naphthalene	ND	5.0	0	0				
1,2,3-Trichlorobenzene	ND	2.0	0	0				
Surr: Dibromofluoromethane	25.33	2.0	25	101				
Surr: 1,2-Dichloroethane-d4	25.65	2.0	25	103				
Surr: Toluene-d8	24.64	2.0	25	98.6				
Surr: 4-Bromofluorobenzene	24.86	2.0	25	99.4				

Qualifiers: ND - Not Detected at the Reporting Limit S - Spike Recovery outside accepted recovery limits B - Analyte detected in the associated Method Blank
 J - Analyte detected below quantitation limits R - RPD outside accepted recovery limits NA - Not applicable where J values or ND results occur
 RL - Reporting Limit; defined as the lowest concentration the laboratory can accurately quantitate.

Date: 22-May-06

AMRO Environmental Laboratories Corp.

QC SUMMARY REPORT
Method Blank

CLIENT: SHAW E & I, Inc.
 Work Order: 0605080
 Project: 101960-08 Textron Gorham

Sample ID mb-05/22/06 Batch ID: R32991 Test Code: SW8260B Units: µg/L Analysis Date 5/22/06 9:53:00 AM Prep Date 5/22/06
 Client ID: Run ID: V-3_060522A SeqNo: 543540

Analyte	QC Sample Result	RL	Units	QC Spike Amount	Original Sample Result	%REC	LowLimit	HighLimit	Original Sample or MS Result	%RPD	RPDLimit	Qua
Dichlorodifluoromethane	ND	5.0	µg/L									
Chloromethane	ND	5.0	µg/L									
Vinyl chloride	ND	2.0	µg/L									
Chloroethane	ND	5.0	µg/L									
Bromomethane	ND	2.0	µg/L									
Trichlorofluoromethane	ND	2.0	µg/L									
Diethyl ether	ND	5.0	µg/L									
Acetone	ND	10	µg/L									
1,1-Dichloroethene	ND	1.0	µg/L									
Carbon disulfide	ND	2.0	µg/L									
Methylene chloride	ND	5.0	µg/L									
Methyl tert-butyl ether	ND	2.0	µg/L									
trans-1,2-Dichloroethene	ND	2.0	µg/L									
1,1-Dichloroethane	ND	2.0	µg/L									
2-Butanone	ND	10	µg/L									
2,2-Dichloropropane	ND	2.0	µg/L									
cis-1,2-Dichloroethene	ND	2.0	µg/L									
Chloroform	ND	2.0	µg/L									
Tetrahydrofuran	ND	10	µg/L									
Bromochloromethane	ND	2.0	µg/L									
1,1,1-Trichloroethane	ND	2.0	µg/L									
1,1-Dichloropropene	ND	2.0	µg/L									
Carbon tetrachloride	ND	2.0	µg/L									
1,2-Dichloroethane	ND	2.0	µg/L									
Benzene	ND	1.0	µg/L									

Qualifiers: ND - Not Detected at the Reporting Limit S - Spike Recovery outside accepted recovery limits B - Analyte detected in the associated Method Blank
 J - Analyte detected below quantitation limits R - RPD outside accepted recovery limits NA - Not applicable where J values or ND results occur
 RL - Reporting Limit, defined as the lowest concentration the laboratory can accurately quantitate.

Date: 22-May-06

AMRO Environmental Laboratories Corp.

QC SUMMARY REPORT Method Blank

CLIENT: SHAW E & I, Inc.

Work Order: 0605080

Project: 101960-08 Textron Gorham

Compound	Reporting Limit	Result	Unit
Trichloroethene	ND	2.0	µg/L
1,2-Dichloropropane	ND	2.0	µg/L
Bromodichloromethane	ND	2.0	µg/L
Dibromomethane	ND	2.0	µg/L
4-Methyl-2-pentanone	ND	10	µg/L
cis-1,3-Dichloropropene	ND	1.0	µg/L
Toluene	ND	2.0	µg/L
trans-1,3-Dichloropropene	ND	1.0	µg/L
1,1,2-Trichloroethane	ND	2.0	µg/L
1,2-Dibromoethane	ND	2.0	µg/L
2-Hexanone	ND	10	µg/L
1,3-Dichloropropane	ND	2.0	µg/L
Tetrachloroethene	ND	2.0	µg/L
Dibromochloromethane	ND	2.0	µg/L
Chlorobenzene	ND	2.0	µg/L
1,1,1,2-Tetrachloroethane	ND	2.0	µg/L
Ethylbenzene	ND	2.0	µg/L
m,p-Xylene	ND	2.0	µg/L
o-Xylene	ND	2.0	µg/L
Styrene	ND	2.0	µg/L
Bromoform	ND	2.0	µg/L
Isopropylbenzene	ND	2.0	µg/L
1,1,2,2-Tetrachloroethane	ND	2.0	µg/L
1,2,3-Trichloropropane	ND	2.0	µg/L
Bromobenzene	ND	2.0	µg/L
n-Propylbenzene	ND	2.0	µg/L
2-Chlorotoluene	ND	2.0	µg/L
4-Chlorotoluene	ND	2.0	µg/L
1,3,5-Trimethylbenzene	ND	2.0	µg/L
tert-Butylbenzene	ND	2.0	µg/L
1,2,4-Trimethylbenzene	ND	2.0	µg/L

Qualifiers: ND - Not Detected at the Reporting Limit

J - Analyte detected below quantitation limits

RL - Reporting Limit; defined as the lowest concentration the laboratory can accurately quantitate.

S - Spike Recovery outside accepted recovery limits

R - RPD outside accepted recovery limits

B - Analyte detected in the associated Method Blank

NA - Not applicable where J values or ND results occur

Date: 22-May-06

AMRO Environmental Laboratories Corp.

QC SUMMARY REPORT
Method Blank

CLIENT: SHAW E & I, Inc.
Work Order: 0605080
Project: 101960-08 Textron Gorham

Compound	Reporting Limit	Concentration (µg/L)	Recovery (%)	Acceptance	Reporting Limit	Concentration (µg/L)	Recovery (%)	Acceptance
sec-Butylbenzene	ND	2.0	0	0	85	116	0	0
4-Isopropyltoluene	ND	2.0	0	0	77	127	0	0
1,3-Dichlorobenzene	ND	2.0	0	0	86	114	0	0
1,4-Dichlorobenzene	ND	2.0	0	0	79	117	0	0
n-Butylbenzene	ND	2.0	0	0				
1,2-Dichlorobenzene	ND	2.0	0	0				
1,2-Dibromo-3-chloropropane	ND	5.0	0	0				
1,2,4-Trichlorobenzene	ND	2.0	0	0				
Hexachlorobutadiene	ND	2.0	0	0				
Naphthalene	ND	5.0	0	0				
1,2,3-Trichlorobenzene	ND	2.0	0	0				
Surr: Dibromofluoromethane	23.96	2.0	25	95.8				
Surr: 1,2-Dichloroethane-d4	23.55	2.0	25	94.2				
Surr: Toluene-d8	25.18	2.0	25	101				
Surr: 4-Bromofluorobenzene	24.73	2.0	25	98.9				

Qualifiers: ND - Not Detected at the Reporting Limit S - Spike Recovery outside accepted recovery limits B - Analyte detected in the associated Method Blank
 J - Analyte detected below quantitation limits R - RPD outside accepted recovery limits NA - Not applicable where J values or ND results occur
 RL - Reporting Limit; defined as the lowest concentration the laboratory can accurately quantitate.

AMRO Environmental Laboratories Corp.

Date: 22-May-06

QC SUMMARY REPORT
Laboratory Control Spike - Full List

CLIENT: SHAW E & I, Inc.
Work Order: 0605080
Project: 101960-08 Textron Gorham

Sample ID Iesf-05/19/06 Batch ID: R32983 Test Code: SW8260B Units: µg/L Analysis Date 5/19/06 9:03:00 AM Prep Date 5/19/06
Client ID: Run ID: V-3_060519A SeqNo: 543339

Analyte	QC Sample Result	RL	Units	QC Spike Amount	Original Sample Result	%REC	LowLimit	HighLimit	Original Sample or MS Result	%RPD	RPDLimit	Qua
Dichlorodifluoromethane	20.54	5.0	µg/L	20	0	103	10	150	0	0	0	0
Chloromethane	16.61	5.0	µg/L	20	0	83	37	150	0	0	0	0
Vinyl chloride	17.62	2.0	µg/L	20	0	88.1	48	150	0	0	0	0
Chloroethane	16.94	5.0	µg/L	20	0	84.7	54	142	0	0	0	0
Bromomethane	22.11	2.0	µg/L	20	0	111	51	137	0	0	0	0
Trichlorofluoromethane	18.29	2.0	µg/L	20	0	91.4	62	141	0	0	0	0
Diethyl ether	16.76	5.0	µg/L	20	0	83.8	68	134	0	0	0	0
Acetone	16.95	10	µg/L	20	0	84.8	9	150	0	0	0	0
1,1-Dichloroethene	15.48	1.0	µg/L	20	0	77.4	68	146	0	0	0	0
Carbon disulfide	15	2.0	µg/L	20	0	75	52	131	0	0	0	0
Methylene chloride	15.88	5.0	µg/L	20	0	79.4	67	138	0	0	0	0
Methyl tert-butyl ether	16.42	2.0	µg/L	20	0	82.1	63	139	0	0	0	0
trans-1,2-Dichloroethene	17.31	2.0	µg/L	20	0	86.6	81	126	0	0	0	0
1,1-Dichloroethane	17.13	2.0	µg/L	20	0	85.7	78	124	0	0	0	0
2-Butanone	17.95	10	µg/L	20	0	89.8	41	150	0	0	0	0
2,2-Dichloropropane	22.45	2.0	µg/L	20	0	112	71	150	0	0	0	0
cis-1,2-Dichloroethene	17.13	2.0	µg/L	20	0	85.7	78	121	0	0	0	0
Chloroform	18.69	2.0	µg/L	20	0	93.4	82	123	0	0	0	0
Tetrahydrofuran	18.13	10	µg/L	20	0	90.7	51	146	0	0	0	0
Bromochloromethane	18.35	2.0	µg/L	20	0	91.8	77	131	0	0	0	0
1,1,1-Trichloroethane	19.8	2.0	µg/L	20	0	99	81	127	0	0	0	0
1,1-Dichloropropene	18.31	2.0	µg/L	20	0	91.6	76	119	0	0	0	0
Carbon tetrachloride	19.68	2.0	µg/L	20	0	98.4	76	129	0	0	0	0
1,2-Dichloroethane	18.01	2.0	µg/L	20	0	90	76	127	0	0	0	0
Benzene	18.16	1.0	µg/L	20	0	90.8	81	118	0	0	0	0

Qualifiers: ND - Not Detected at the Reporting Limit
J - Analyte detected below quantitation limits
S - Spike Recovery outside accepted recovery limits
R - RPD outside accepted recovery limits
B - Analyte detected in the associated Method Blank
NA - Not applicable where J values or ND results occur
RL - Reporting Limit; defined as the lowest concentration the laboratory can accurately quantitate.

Date: 22-May-06

AMRO Environmental Laboratories Corp.

QC SUMMARY REPORT
Laboratory Control Spike - Full List

CLIENT: SHAW E & I, Inc.
Work Order: 0605080
Project: 101960-08 Textron Gorham

Compound	Concentration (µg/L)	Recovery (%)	Acceptance	Reporting Limit (µg/L)	Method Blank
Trichloroethene	18.28	2.0	20	0	119
1,2-Dichloropropane	18.81	2.0	20	0	120
Bromodichloromethane	17.9	2.0	20	0	131
Dibromomethane	18.3	2.0	20	0	128
4-Methyl-2-pentanone	17.58	10	20	0	141
cis-1,3-Dichloropropene	17.87	1.0	20	0	120
Toluene	18.86	2.0	20	0	119
trans-1,3-Dichloropropene	19.36	1.0	20	0	128
1,1,2-Trichloroethane	18.4	2.0	20	0	123
1,2-Dibromoethane	18.67	2.0	20	0	128
2-Hexanone	15.59	10	20	0	148
1,3-Dichloropropane	18.19	2.0	20	0	122
Tetrachloroethene	19.09	2.0	20	0	124
Dibromochloromethane	17.58	2.0	20	0	126
Chlorobenzene	18.46	2.0	20	0	113
1,1,1,2-Tetrachloroethane	18.32	2.0	20	0	124
Ethylbenzene	18.15	2.0	20	0	118
m,p-Xylene	37.21	2.0	40	0	116
o-Xylene	19.02	2.0	20	0	115
Styrene	18.63	2.0	20	0	118
Bromoform	19.52	2.0	20	0	126
Isopropylbenzene	17.89	2.0	20	0	125
1,1,2,2-Tetrachloroethane	18.15	2.0	20	0	134
1,2,3-Trichloropropane	17.37	2.0	20	0	132
Bromobenzene	18.97	2.0	20	0	119
n-Propylbenzene	17.85	2.0	20	0	127
2-Chlorotoluene	18.02	2.0	20	0	118
4-Chlorotoluene	17.6	2.0	20	0	119
1,3,5-Trimethylbenzene	18.08	2.0	20	0	120
tert-Butylbenzene	17.81	2.0	20	0	120
1,2,4-Trimethylbenzene	18.84	2.0	20	0	118

Qualifiers: ND - Not Detected at the Reporting Limit S - Spike Recovery outside accepted recovery limits B - Analyte detected in the associated Method Blank
 J - Analyte detected below quantitation limits R - RPD outside accepted recovery limits NA - Not applicable where J values or ND results occur
 RL - Reporting Limit, defined as the lowest concentration the laboratory can accurately quantitate.

Date: 22-May-06

AMRO Environmental Laboratories Corp.

QC SUMMARY REPORT
Laboratory Control Spike - Full List

CLIENT: SHAW E & I, Inc.
Work Order: 0605080
Project: 101960-08 Textron Gorham

Compound	Reporting Limit	Concentration	Recovery	Spikes	Recovery	Spikes	Recovery	Spikes	Recovery	Spikes
sec-Butylbenzene	18.08	2.0	90.4	0	82	123	0	82	123	0
4-Isopropyltoluene	18.41	2.0	92	0	80	126	0	80	126	0
1,3-Dichlorobenzene	19.02	2.0	95.1	0	84	115	0	84	115	0
1,4-Dichlorobenzene	19.36	2.0	96.8	0	79	117	0	79	117	0
n-Butylbenzene	18.68	2.0	93.4	0	76	128	0	76	128	0
1,2-Dichlorobenzene	18.03	2.0	90.2	0	81	117	0	81	117	0
1,2-Dibromo-3-chloropropane	16.1	5.0	80.5	0	47	136	0	47	136	0
1,2,4-Trichlorobenzene	19.04	2.0	95.2	0	73	126	0	73	126	0
Hexachlorobutadiene	17.5	2.0	87.5	0	77	134	0	77	134	0
Naphthalene	17.54	5.0	87.7	0	58	138	0	58	138	0
1,2,3-Trichlorobenzene	18.44	2.0	92.2	0	76	124	0	76	124	0
Surr: Dibromofluoromethane	25.04	2.0	100	0	85	116	0	85	116	0
Surr: 1,2-Dichloroethane-d4	24.18	2.0	96.7	0	77	127	0	77	127	0
Surr: Toluene-d8	24.82	2.0	99.3	0	86	114	0	86	114	0
Surr: 4-Bromofluorobenzene	25.5	2.0	102	0	79	117	0	79	117	0

Qualifiers: ND - Not Detected at the Reporting Limit
 J - Analyte detected below quantitation limits
 S - Spike Recovery outside accepted recovery limits
 R - RPD outside accepted recovery limits
 B - Analyte detected in the associated Method Blank
 NA - Not applicable where J values or ND results occur
 RL - Reporting Limit; defined as the lowest concentration the laboratory can accurately quantitate.

Date: 22-May-06

AMRO Environmental Laboratories Corp.

CLIENT: SHAW E & I, Inc.

Work Order: 0605080

Project: 101960-08 Textron Gorham

QC SUMMARY REPORT

Laboratory Control Spike - Full List

Sample ID Icsf-05/22/06 Batch ID: R32991

Test Code: SW8260B Units: µg/L

Analysis Date 5/22/06 8:45:00 AM

Prep Date 5/22/06

Client ID:

Run ID: V-3_060522A

SeqNo: 543541

Analyte	QC Sample		QC Spike Original Sample		Original Sample		%RPD	RPDLimit	Qua	
	Result	RL	Units	Amount	Result	%REC				LowLimit
Dichlorodifluoromethane	17.82	5.0	µg/L	20	0	99.1	10	150	0	0
Chloromethane	17.71	5.0	µg/L	20	0	98.6	37	150	0	0
Vinyl chloride	18.61	2.0	µg/L	20	0	93	48	150	0	0
Chloroethane	19.11	5.0	µg/L	20	0	95.6	54	142	0	0
Bromomethane	24.28	2.0	µg/L	20	0	121	51	137	0	0
Trichlorofluoromethane	18.16	2.0	µg/L	20	0	90.8	62	141	0	0
Diethyl ether	19.2	5.0	µg/L	20	0	96	68	134	0	0
Acetone	18.67	10	µg/L	20	0	93.4	9	150	0	0
1,1-Dichloroethene	19.05	1.0	µg/L	20	0	95.2	68	146	0	0
Carbon disulfide	17.87	2.0	µg/L	20	0	99.4	52	131	0	0
Methylene chloride	19.69	5.0	µg/L	20	0	98.4	67	138	0	0
Methyl tert-butyl ether	20.13	2.0	µg/L	20	0	101	63	139	0	0
trans-1,2-Dichloroethene	19.36	2.0	µg/L	20	0	96.8	81	126	0	0
1,1-Dichloroethane	19.03	2.0	µg/L	20	0	95.2	78	124	0	0
2-Butanone	20.3	10	µg/L	20	0	102	41	150	0	0
2,2-Dichloropropane	25.28	2.0	µg/L	20	0	126	71	150	0	0
cis-1,2-Dichloroethene	19.43	2.0	µg/L	20	0	97.2	78	121	0	0
Chloroform	20.25	2.0	µg/L	20	0	101	82	123	0	0
Tetrahydrofuran	21.16	10	µg/L	20	0	106	51	146	0	0
Bromochloromethane	19.3	2.0	µg/L	20	0	96.5	77	131	0	0
1,1,1-Trichloroethane	20.75	2.0	µg/L	20	0	104	81	127	0	0
1,1-Dichloropropene	20.22	2.0	µg/L	20	0	101	76	119	0	0
Carbon tetrachloride	20.86	2.0	µg/L	20	0	104	76	129	0	0
1,2-Dichloroethane	18.5	2.0	µg/L	20	0	92.5	76	127	0	0
Benzene	19.81	1.0	µg/L	20	0	99	81	118	0	0

Qualifiers: ND - Not Detected at the Reporting Limit

S - Spike Recovery outside accepted recovery limits

B - Analyte detected in the associated Method Blank

J - Analyte detected below quantitation limits

R - RPD outside accepted recovery limits

NA - Not applicable where J values or ND results occur

RL - Reporting Limit; defined as the lowest concentration the laboratory can accurately quantitate.

Date: 22-May-06

AMRO Environmental Laboratories Corp.

QC SUMMARY REPORT
Laboratory Control Spike - Full List

CLIENT: SHAW E & I, Inc.
Work Order: 0605080
Project: 101960-08 Textron Gorham

Compound	Concentration (µg/L)	Volume (µg/L)	Recovery (%)	Acceptance	Spikes	Replicates	Standard Deviation	Notes
Trichloroethene	19.79	2.0	0	0	99	81	119	0
1,2-Dichloropropane	21.45	2.0	0	0	107	79	120	0
Bromodichloromethane	18.93	2.0	0	0	94.6	77	131	0
Dibromomethane	19.03	2.0	0	0	95.2	76	128	0
4-Methyl-2-pentanone	18.61	10	0	0	93	51	141	0
cis-1,3-Dichloropropene	20.54	1.0	0	0	103	76	120	0
Toluene	20.65	2.0	0	0	103	83	119	0
trans-1,3-Dichloropropene	22.07	1.0	0	0	110	66	128	0
1,1,2-Trichloroethane	18.88	2.0	0	0	94.4	74	123	0
1,2-Dibromoethane	19.8	2.0	0	0	99	72	128	0
2-Hexanone	16.9	10	0	0	84.5	31	148	0
1,3-Dichloropropane	19.14	2.0	0	0	95.7	76	122	0
Tetrachloroethene	19.57	2.0	0	0	97.8	81	124	0
Dibromochloromethane	18.24	2.0	0	0	91.2	63	126	0
Chlorobenzene	19.23	2.0	0	0	96.2	84	113	0
1,1,1,2-Tetrachloroethane	19.22	2.0	0	0	96.1	73	124	0
Ethylbenzene	19.82	2.0	0	0	99.1	83	118	0
m,p-Xylene	39.86	2.0	0	0	99.7	85	116	0
o-Xylene	20.22	2.0	0	0	101	84	115	0
Styrene	20.42	2.0	0	0	102	81	118	0
Bromoform	19.86	2.0	0	0	99.3	55	126	0
Isopropylbenzene	20.28	2.0	0	0	101	77	125	0
1,1,2,2-Tetrachloroethane	18.14	2.0	0	0	90.7	62	134	0
1,2,3-Trichloropropane	17.67	2.0	0	0	88.4	62	132	0
Bromobenzene	20.17	2.0	0	0	101	78	119	0
n-Propylbenzene	19.55	2.0	0	0	97.8	77	127	0
2-Chlorotoluene	19.03	2.0	0	0	95.2	78	118	0
4-Chlorotoluene	19.65	2.0	0	0	98.2	77	119	0
1,3,5-Trimethylbenzene	20.27	2.0	0	0	101	80	120	0
tert-Butylbenzene	20.16	2.0	0	0	101	81	120	0
1,2,4-Trimethylbenzene	20.41	2.0	0	0	102	80	118	0

Qualifiers: ND - Not Detected at the Reporting Limit
 J - Analyte detected below quantification limits
 S - Spike Recovery outside accepted recovery limits
 R - RPD outside accepted recovery limits
 B - Analyte detected in the associated Method Blank
 NA - Not applicable where J values or ND results occur
 RL - Reporting Limit; defined as the lowest concentration the laboratory can accurately quantitate.

Date: 22-May-06

AMRO Environmental Laboratories Corp.

QC SUMMARY REPORT
Laboratory Control Spike - Full List

CLIENT: SHAW E & I, Inc.
Work Order: 0605080
Project: 101960-08 Textron Gorham

Compound	Concentration (µg/L)	Recovery (%)	Acceptance	Recovery (%)	Acceptance	Concentration (µg/L)	Recovery (%)	Acceptance	Concentration (µg/L)	Recovery (%)	Acceptance
sec-Butylbenzene	20.62	2.0	µg/L	20	0	103	82	123	0	0	0
4-Isopropyltoluene	20.65	2.0	µg/L	20	0	103	80	126	0	0	0
1,3-Dichlorobenzene	19.45	2.0	µg/L	20	0	97.3	84	115	0	0	0
1,4-Dichlorobenzene	19.4	2.0	µg/L	20	0	97	79	117	0	0	0
n-Butylbenzene	20.72	2.0	µg/L	20	0	104	76	128	0	0	0
1,2-Dichlorobenzene	19.23	2.0	µg/L	20	0	96.2	81	117	0	0	0
1,2-Dibromo-3-chloropropane	16.58	5.0	µg/L	20	0	82.9	47	136	0	0	0
1,2,4-Trichlorobenzene	20.8	2.0	µg/L	20	0	104	73	126	0	0	0
Hexachlorobutadiene	19.62	2.0	µg/L	20	0	98.1	77	134	0	0	0
Naphthalene	18.7	5.0	µg/L	20	0	93.5	58	138	0	0	0
1,2,3-Trichlorobenzene	20.83	2.0	µg/L	20	0	104	76	124	0	0	0
Surr: Dibromofluoromethane	24.52	2.0	µg/L	25	0	98.1	85	116	0	0	0
Surr: 1,2-Dichloroethane-d4	23.36	2.0	µg/L	25	0	93.4	77	127	0	0	0
Surr: Toluene-d8	25.38	2.0	µg/L	25	0	102	86	114	0	0	0
Surr: 4-Bromofluorobenzene	25.13	2.0	µg/L	25	0	101	79	117	0	0	0

Qualifiers: ND - Not Detected at the Reporting Limit
 J - Analyte detected below quantitation limits
 RL - Reporting Limit, defined as the lowest concentration the laboratory can accurately quantitate.
 S - Spike Recovery outside accepted recovery limits
 R - RPD outside accepted recovery limits
 B - Analyte detected in the associated Method Blank
 NA - Not applicable where J values or ND results occur

AMRO Environmental Laboratories Corp.

Date: 23-May-06

CLIENT: SHAW E & I, Inc.
Project: 101960-08 Textron Gorham

Lab Order: 0605080

Lab ID: 0605080-01

Collection Date: 5/10/06 11:00:00 AM

Collection Time:

Client Sample ID: MW-101S

Matrix: GROUNDWATER

Analyses	Result	RL	Qual	Units	DF	Date Analyzed
----------	--------	----	------	-------	----	---------------

ION CHROMATOGRAPHY

E300

Analyst: RK

Chloride

16

2.5

mg/L

5

5/12/06

HACH 8000 COD

HACH8000

Analyst: GM

Chemical Oxygen Demand

640

50

mg/L

1

5/16/06

Date: 23-May-06

AMRO Environmental Laboratories Corp.

QC SUMMARY REPORT
Method Blank

CLIENT: SHAW E & I, Inc.
Work Order: 0605080
Project: 101960-08 Textron Gorham

Sample ID: MB-R32917 Batch ID: R32917 Test Code: E300 Units: mg/L Analysis Date: 5/12/2006 Prep Date:
Client ID: Run ID: DIONEX_060512A SeqNo: 542167

Analyte QC Sample Result RL QC Spike Amount Units %REC Result %RPD Original Sample or MS Result HighLimit LowLimit %RPD RPDLimit Que
Chloride ND 0.50 mg/L

Sample ID: MB-R32929 Batch ID: R32929 Test Code: HACH8000 Units: mg/L Analysis Date: 5/16/2006 Prep Date:
Client ID: Run ID: ING-WET_060516A SeqNo: 542364

Analyte QC Sample Result RL QC Spike Amount Units %REC Result %RPD Original Sample or MS Result HighLimit LowLimit %RPD RPDLimit Que
Chemical Oxygen Demand ND 50 mg/L

Qualifiers: ND - Not Detected at the Reporting Limit S - Spike Recovery outside accepted recovery limits B - Analyte detected in the associated Method Blank
J - Analyte detected below quantitation limits R - RPD outside accepted recovery limits NA - Not applicable where J values or ND results occur
RL - Reporting Limit; defined as the lowest concentration the laboratory can accurately quantitate.

AMRO Environmental Laboratories Corp.

Date: 23-May-06

QC SUMMARY REPORT
Laboratory Control Spike

CLIENT: SHAW E & I, Inc.
Work Order: 0605080
Project: 101960-08 Textron Gorham

Sample ID: LCS-R32917	Batch ID: R32917	Test Code: E300	Units: mg/L	Analysis Date: 5/12/2006	Prep Date:				
Client ID:	Run ID: DIONEX_060512A	SeqNo: 542168							
Analyte	QC Sample Result	RL	QC Spike Original Sample Amount	LowLimit	HighLimit	Original Sample or MS Result	%RPD	RPDLimit	Que
Chloride	12.59	0.50	12.5	90	110	0	101	0	

Sample ID: LCS-R32917	Batch ID: R32917	Test Code: E300	Units: mg/L	Analysis Date: 5/12/2006	Prep Date:				
Client ID:	Run ID: DIONEX_060512A	SeqNo: 542177							
Analyte	QC Sample Result	RL	QC Spike Original Sample Amount	LowLimit	HighLimit	Original Sample or MS Result	%RPD	RPDLimit	Que
Chloride	12.39	0.50	12.5	90	110	12.59	1.64	20	

Sample ID: LCS-R32929	Batch ID: R32929	Test Code: HACH8000	Units: mg/L	Analysis Date: 5/16/2006	Prep Date:				
Client ID:	Run ID: ING-WET_060516A	SeqNo: 542365							
Analyte	QC Sample Result	RL	QC Spike Original Sample Amount	LowLimit	HighLimit	Original Sample or MS Result	%RPD	RPDLimit	Que
Chemical Oxygen Demand	474.6	50	500	80	120	0	94.9	0	

Qualifiers: ND - Not Detected at the Reporting Limit
 J - Analyte detected below quantitation limits
 RL - Reporting Limit; defined as the lowest concentration the laboratory can accurately quantitate.
 S - Spike Recovery outside accepted recovery limits
 R - RPD outside accepted recovery limits
 B - Analyte detected in the associated Method Blank
 NA - Not applicable where J values or ND results occur



111 Herrick Street, Merrimack, NH 03054
TEL: (603) 424-2022 • FAX: (603) 429-8496
www.amrolabs.com

May 21, 2006

ANALYTICAL TEST RESULTS

Ed VanDoren
SHAW E & I, Inc.
11 Northeastern Boulevard
Salem, NH 030791953
TEL: (603) 870-4500
FAX: (603) 870-4501

Subject: 101960 Textron

Workorder No.: 0605030

Dear Ed VanDoren:

AMRO Environmental Laboratories Corp. received 22 samples on 5/4/2006 for the analyses presented in the following report.

AMRO is accredited in accordance with NELAC and certifies that these test results meet all the requirements of NELAC, where applicable, unless otherwise noted in the case narrative.

The enclosed Sample Receipt Checklist details the condition of your sample(s) upon receipt. Please be advised that any unused sample volume and sample extracts will be stored for a period of 60 days from sample receipt date (90 days for samples from New York). After this time, AMRO will properly dispose of the remaining sample(s). If you require further analysis, or need the samples held for a longer period, please contact us immediately.


This report consists of a total of 122 pages. This letter is an integral part of your data report. All results in this project relate only to the sample(s) as received by the laboratory and documented in the Chain-of-Custody. This report shall not be reproduced except in full, without the written approval of the laboratory. If you have any questions regarding this project in the future, please refer to the Workorder Number above.

Sincerely,

Nancy Stewart
Vice President

State Certifications: NH (NELAC): 1001, MA: M-NH012, CT: PH-0758, NY: 11278 (NELAC), ME: NH012 and 1001, NJ: NH125, RI: 00105, U.S. Army Corps of Engineers (USACE), Naval Facilities Engineering Service Center (NFESC).

Hard copy of the State Certification is available upon request.



CLIENT: SHAW E & I, Inc.
Project: 101960 Textron
Lab Order: 0605030
Date Received: 5/4/06

Work Order Sample Summary

Lab Sample ID	Client Sample ID	Collection Date	Collection Time
0605030-01A	MW-206D	5/3/06	7:00 AM
0605030-01B	MW-206D	5/3/06	7:00 AM
0605030-01C	MW-206D	5/3/06	7:00 AM
0605030-02A	MW-206S	5/3/06	7:30 AM
0605030-02B	MW-206S	5/3/06	7:30 AM
0605030-02C	MW-206S	5/3/06	7:30 AM
0605030-03A	MW-204D	5/3/06	8:00 AM
0605030-03B	MW-204D	5/3/06	8:00 AM
0605030-03C	MW-204D	5/3/06	8:00 AM
0605030-04A	MW-204S	5/3/06	8:30 AM
0605030-04B	MW-204S	5/3/06	8:30 AM
0605030-04C	MW-204S	5/3/06	8:30 AM
0605030-05A	MW-207S	5/3/06	9:00 AM
0605030-05B	MW-207S	5/3/06	9:00 AM
0605030-05C	MW-207S	5/3/06	9:00 AM
0605030-06A	MW-207D	5/3/06	9:30 AM
0605030-06B	MW-207D	5/3/06	9:30 AM
0605030-06C	MW-207D	5/3/06	9:30 AM
0605030-07A	MW-202S	5/3/06	10:00 AM
0605030-07B	MW-202S	5/3/06	10:00 AM
0605030-07C	MW-202S	5/3/06	10:00 AM
0605030-08A	MW-202D	5/3/06	10:30 AM
0605030-08B	MW-202D	5/3/06	10:30 AM
0605030-08C	MW-202D	5/3/06	10:30 AM
0605030-09A	MW-202S DUP.	5/3/06	11:00 AM
0605030-09B	MW-202S DUP.	5/3/06	11:00 AM
0605030-09C	MW-202S DUP.	5/3/06	11:00 AM
0605030-10A	MW-101D	5/3/06	11:30 AM
0605030-10B	MW-101D	5/3/06	11:30 AM
0605030-10C	MW-101D	5/3/06	11:30 AM
0605030-11A	MW-201S	5/3/06	12:00 PM
0605030-11B	MW-201S	5/3/06	12:00 PM
0605030-11C	MW-201S	5/3/06	12:00 PM
0605030-12A	MW-201D	5/3/06	12:30 PM
0605030-12B	MW-201D	5/3/06	12:30 PM

CLIENT: SHAW E & I, Inc.
Project: 101960 Textron
Lab Order: 0605030
Date Received: 5/4/06

Work Order Sample Summary

Lab Sample ID	Client Sample ID	Collection Date	Collection Time
0605030-12C	MW-201D	5/3/06	12:30 PM
0605030-13A	MW-203S	5/3/06	1:00 PM
0605030-13B	MW-203S	5/3/06	1:00 PM
0605030-13C	MW-203S	5/3/06	1:00 PM
0605030-14A	MW-203D	5/3/06	1:30 PM
0605030-14B	MW-203D	5/3/06	1:30 PM
0605030-14C	MW-203D	5/3/06	1:30 PM
0605030-15A	MW-209D	5/3/06	2:00 PM
0605030-15B	MW-209D	5/3/06	2:00 PM
0605030-15C	MW-209D	5/3/06	2:00 PM
0605030-16A	MW-112	5/3/06	2:30 PM
0605030-16B	MW-112	5/3/06	2:30 PM
0605030-16C	MW-112	5/3/06	2:30 PM
0605030-17A	MW-205	5/3/06	3:00 PM
0605030-17B	MW-205	5/3/06	3:00 PM
0605030-17C	MW-205	5/3/06	3:00 PM
0605030-18A	MW-208D	5/3/06	3:30 PM
0605030-18B	MW-208D	5/3/06	3:30 PM
0605030-18C	MW-208D	5/3/06	3:30 PM
0605030-19A	MW-208S	5/3/06	4:00 PM
0605030-19B	MW-208S	5/3/06	4:00 PM
0605030-19C	MW-208S	5/3/06	4:00 PM
0605030-20A	MW-116S	5/3/06	4:30 PM
0605030-20B	MW-116S	5/3/06	4:30 PM
0605030-20C	MW-116S	5/3/06	4:30 PM
0605030-21A	MW-116	5/3/06	5:00 PM
0605030-21B	MW-116	5/3/06	5:00 PM
0605030-21C	MW-116	5/3/06	5:00 PM
0605030-22A	Trip Blank	5/3/06	12:00 AM

AMRO Environmental Laboratories Corp.

17-May-06

Lab Order: 0605030
 Client: SHAW E & I, Inc.
 Project: 101960 Textron

DATES REPORT

Sample ID	Client Sample ID	Collection Date	Matrix	Analytical Test Name Preparatory Test Name	Prep Date	Analysis Date Batch ID	TCLP Date
0605030-01A	MW-206D	5/3/06 7:00:00 AM	Groundwater	EPA 8260B VOLATILES by GC/MS EPA 5030B	5/5/06	5/5/06 R32828	
0605030-01B				Hach 8000 COD		5/10/06 R32865	
0605030-01C				Ion Chromatography, EPA 300		5/11/06 R32892	
0605030-02A	MW-206S	5/3/06 7:30:00 AM		EPA 8260B VOLATILES by GC/MS EPA 5030B	5/5/06	5/5/06 R32828	
0605030-02B				Hach 8000 COD		5/10/06 R32865	
0605030-02C				Ion Chromatography, EPA 300		5/11/06 R32892	
0605030-03A	MW-204D	5/3/06 8:00:00 AM		EPA 8260B VOLATILES by GC/MS EPA 5030B	5/5/06	5/5/06 R32828	
0605030-03B				Hach 8000 COD		5/10/06 R32865	
0605030-03C				Ion Chromatography, EPA 300		5/11/06 R32892	
0605030-04A	MW-204S	5/3/06 8:30:00 AM		EPA 8260B VOLATILES by GC/MS EPA 5030B	5/5/06	5/5/06 R32828	
0605030-04B				Hach 8000 COD		5/10/06 R32865	
0605030-04C				Ion Chromatography, EPA 300		5/11/06 R32892	

AMRO Environmental Laboratories Corp.

17-May-06

Lab Order: 0605030

Client: SHAW E & I, Inc.

Project: 101960 Textron

DATES REPORT

Sample ID	Client Sample ID	Collection Date	Matrix	Analytical Test Name	Preparatory Test Name	Prep Date	Analysis Date	Batch ID	TCLP Date
0605030-05A	MW-207S	5/3/06 9:00:00 AM	Groundwater	EPA 8260B VOLATILES by GC/MS	EPA 8260B VOLATILES by GC/MS	5/5/06	5/5/06	R32828	
				EPA 5030B	EPA 5030B	5/5/06	5/6/06	R32833	
0605030-05B				Hach 8000 COD	Hach 8000 COD	5/10/06	5/10/06	R32865	
0605030-05C				Ion Chromatography, EPA 300	Ion Chromatography, EPA 300	5/11/06	5/11/06	R32892	
0605030-06A	MW-207D	5/3/06 9:30:00 AM		EPA 8260B VOLATILES by GC/MS	EPA 8260B VOLATILES by GC/MS	5/6/06	5/6/06	R32833	
				EPA 5030B	EPA 5030B	5/6/06	5/5/06	R32828	
0605030-06B				Hach 8000 COD	Hach 8000 COD	5/10/06	5/10/06	R32865	
0605030-06C				Ion Chromatography, EPA 300	Ion Chromatography, EPA 300	5/11/06	5/11/06	R32892	
0605030-07A	MW-202S	5/3/06 10:00:00 AM		EPA 8260B VOLATILES by GC/MS	EPA 8260B VOLATILES by GC/MS	5/3/06	5/8/06	R32849	
				EPA 5030B	EPA 5030B	5/3/06	5/5/06	R32828	
0605030-07B				Hach 8000 COD	Hach 8000 COD	5/10/06	5/10/06	R32865	
0605030-07C				Ion Chromatography, EPA 300	Ion Chromatography, EPA 300	5/11/06	5/11/06	R32892	

AMRO Environmental Laboratories Corp.

17-May-06

DATES REPORT

Lab Order: 0605030
 Client: SHAW E & I, Inc.
 Project: 101960 Textron

Sample ID	Client Sample ID	Collection Date	Matrix	Analytical Test Name	Preparatory Test Name	Prep Date	Batch ID	Analysis Date	TCLP Date
0605030-08A	MW-202D	5/3/06 10:30:00 AM	Groundwater	EPA 8260B VOLATILES by GC/MS	EPA 5030B	5/5/06	R32828	5/5/06	
				EPA 8260B VOLATILES by GC/MS		5/3/06	R32849	5/8/06	
0605030-08B				Hach 8000 COD				5/10/06	
								R32865	
0605030-08C				Ion Chromatography, EPA 300				5/11/06	
								R32892	
0605030-09A	MW-202S DUP.	5/3/06 11:00:00 AM		EPA 8260B VOLATILES by GC/MS	EPA 5030B	5/6/06	R32833	5/6/06	
				EPA 8260B VOLATILES by GC/MS		5/5/06	R32828	5/5/06	
0605030-09B				Hach 8000 COD				5/10/06	
								R32865	
0605030-09C				Ion Chromatography, EPA 300				5/11/06	
								R32892	
0605030-10A	MW-101D	5/3/06 11:30:00 AM		EPA 8260B VOLATILES by GC/MS	EPA 5030B	5/6/06	R32833	5/6/06	
				Hach 8000 COD				5/10/06	
0605030-10B								R32865	
0605030-10C				Ion Chromatography, EPA 300				5/12/06	
								R32917	
0605030-11A	MW-201S	5/3/06 12:00:00 PM		EPA 8260B VOLATILES by GC/MS	EPA 5030B	5/3/06	R32849	5/8/06	
								R32865	

17-May-06

AMRO Environmental Laboratories Corp.

DATES REPORT

Lab Order: 0605030
 Client: SHAW E & I, Inc.
 Project: 101960 Textron

Sample ID	Client Sample ID	Collection Date	Matrix	Analytical Test Name	Preparatory Test Name	Prep Date	Analysis Date	Batch ID	TCLP Date
0605030-11A	MW-201S	5/3/06 12:00:00 PM	Groundwater	EPA 8260B VOLATILES by GC/MS	EPA 5030B	5/6/06	5/6/06	R32833	
0605030-11B				Hach 8000 COD			5/11/06	R32882	
0605030-11C				Ion Chromatography, EPA 300			5/12/06	R32917	
0605030-12A	MW-201D	5/3/06 12:30:00 PM		EPA 8260B VOLATILES by GC/MS	EPA 5030B	5/6/06	5/6/06	R32833	
0605030-12B				EPA 8260B VOLATILES by GC/MS		5/3/06	5/8/06	R32849	
0605030-12C				Hach 8000 COD			5/11/06	R32882	
0605030-13A	MW-203S	5/3/06 1:00:00 PM		Ion Chromatography, EPA 300			5/11/06	R32892	
0605030-13B				EPA 8260B VOLATILES by GC/MS	EPA 5030B	5/3/06	5/8/06	R32849	
0605030-13C				Hach 8000 COD			5/11/06	R32882	
0605030-14A	MW-203D	5/3/06 1:30:00 PM		Ion Chromatography, EPA 300			5/11/06	R32892	
0605030-14B				EPA 8260B VOLATILES by GC/MS	EPA 5030B	5/3/06	5/8/06	R32849	
0605030-14C				Hach 8000 COD			5/11/06	R32882	

AMRO Environmental Laboratories Corp.

17-May-06

DATES REPORT

Lab Order: 0605030
 Client: SHAW E & I, Inc.
 Project: 101960 Textron

Sample ID	Client Sample ID	Collection Date	Matrix	Analytical Test Name	Preparatory Test Name	Prep Date	Analysis Date	Batch ID	TCLP Date
0605030-14C	MW-203D	5/3/06 1:30:00 PM	Groundwater	Ion Chromatography, EPA 300	Ion Chromatography, EPA 300	5/11/06	5/11/06	R32892	
0605030-15A	MW-209D	5/3/06 2:00:00 PM		EPA 8260B VOLATILES by GC/MS	EPA 5030B	5/10/06	5/10/06	R32879	
0605030-15B				EPA 8260B VOLATILES by GC/MS	EPA 5030B	5/9/06	5/9/06	R32863	
0605030-15C				Hach 8000 COD	Hach 8000 COD	5/11/06	5/11/06	R32882	
0605030-16A	MW-112	5/3/06 2:30:00 PM		Ion Chromatography, EPA 300	Ion Chromatography, EPA 300	5/11/06	5/11/06	R32892	
0605030-16B				EPA 8260B VOLATILES by GC/MS	EPA 5030B	5/9/06	5/9/06	R32863	
0605030-16C				Hach 8000 COD	Hach 8000 COD	5/11/06	5/11/06	R32882	
0605030-17A	MW-205	5/3/06 3:00:00 PM		Ion Chromatography, EPA 300	Ion Chromatography, EPA 300	5/11/06	5/11/06	R32892	
0605030-17B				EPA 8260B VOLATILES by GC/MS	EPA 5030B	5/10/06	5/10/06	R32879	
0605030-17C				Hach 8000 COD	Hach 8000 COD	5/11/06	5/11/06	R32882	
0605030-18A	MW-208D	5/3/06 3:30:00 PM		Ion Chromatography, EPA 300	Ion Chromatography, EPA 300	5/12/06	5/12/06	R32917	
0605030-18B				EPA 8260B VOLATILES by GC/MS	EPA 5030B	5/9/06	5/9/06	R32863	

AMRO Environmental Laboratories Corp.

17-May-06

DATES REPORT

Lab Order: 0605030
 Client: SHAW E & I, Inc.
 Project: 101960 Textron

Sample ID	Client Sample ID	Collection Date	Matrix	Analytical Test Name	Preparatory Test Name	Prep Date	Analysis Date	Batch ID	TCLP Date
0605030-18B	MW-208D	5/3/06 3:30:00 PM	Groundwater	Hach 8000 COD			5/11/06	R32882	
0605030-18C				Ion Chromatography, EPA 300			5/12/06	R32917	
0605030-19A	MW-208S	5/3/06 4:00:00 PM		EPA 8260B VOLATILES by GC/MS		5/9/06	5/9/06	R32863	
0605030-19B				EPA 5030B			5/11/06	R32882	
0605030-19C				Hach 8000 COD			5/12/06	R32917	
0605030-20A	MW-116S	5/3/06 4:30:00 PM		Ion Chromatography, EPA 300			5/10/06	R32879	
0605030-20B				EPA 8260B VOLATILES by GC/MS		5/10/06	5/10/06	R32879	
0605030-20C				EPA 5030B			5/11/06	R32882	
0605030-21A	MW-116	5/3/06 5:00:00 PM		Hach 8000 COD			5/11/06	R32892	
0605030-21B				Ion Chromatography, EPA 300			5/10/06	R32879	
0605030-21C				EPA 8260B VOLATILES by GC/MS		5/10/06	5/10/06	R32879	
0605030-22A	Trip Blank	5/3/06	Trip Blank	EPA 5030B			5/11/06	R32882	
0605030-22B				Hach 8000 COD			5/11/06	R32882	
0605030-22C				Ion Chromatography, EPA 300			5/11/06	R32892	
0605030-22D	Trip Blank	5/3/06	Trip Blank	EPA 8260B VOLATILES by GC/MS			5/8/06	R32849	
0605030-22E				EPA 5030B		5/3/06	5/3/06	R32849	

AMRO Environmental Laboratories Corporation
 111 Herrick Street
 Merrimack, NH 03054

CHAIN-OF-CUSTODY RECORD

No: 53523

Office: (603) 424-2022
 Fax: (603) 429-8496
 web: www.amrolabs.com

Project No.: 10 1960	Project Name: Textron	Project State: RI	Project Manager: Ed Vandoren	AMRO Project No.: 0605030
P.O.#: 157413	Results Needed by: Standard	Matrix: GW	Requested Analyses: REQUESTED ANALYSES	Remarks:
QUOTE.#:	Seal Intact? Yes No N/A	Total # of Cont. & Size	Comp. Grab	
Sample ID:	Date/Time Sampled	5/3/6 0700	3 1 1	
MW-206D	0730	5 20ml	1 1	
MW-206S	0800	(3) 70ml		
MW-204D	0830			
MW-204S	0900			
MW-207D	0930			
MW-202S	1000			
MW-202D	1030			
MW-202S DUP.	1100			
MW-101D	1130			
Preservative: Cl-HCl, MeOH, N-HIN03, S-H2SO4, Na-NaOH, O- Other				
Send Results To: Ed Vandoren				
Shaw Environmental, Inc.				
11 Northeastern Blvd.				
Salem, NH 03079-1953				
PHONE #: 603-870-4500 FAX #: 603-870-4501				
E-mail: Ed.Vandoren@shawgrp.com				
Relinquished By: M. Visconti				
Date/Time: 5/16/06 630				
Received By: [Signature]				
Date/Time: 5/16/06 1000				
Received By: [Signature]				
Samples arriving after 12:00 noon will be packed and billed as received on the following day.				
Please print clearly, legibly and completely. Samples can not be logged in and the turnaround time clock will not start until any ambiguities are resolved.				
White: Lab Copy Yellow: Accompanies Report Pink: Client Copy SHEET OF AMROCC004 Rev.3 08/18/04				
MCP Methods Needed: YES <input type="checkbox"/> NO <input checked="" type="checkbox"/> AMRO report package level needed: YES <input type="checkbox"/> NO <input checked="" type="checkbox"/> EDD required: YES <input checked="" type="checkbox"/> NO <input type="checkbox"/> GSSKEY				
Required Reporting Limits: S-1 <input type="checkbox"/> S-2 <input type="checkbox"/> S-3 <input type="checkbox"/> Other: <input type="checkbox"/>				
KNOWN SITE CONTAMINATION:				

AMRO Environmental Laboratories Corporation
 111 Herrick Street
 Merrimack, NH 03054

CHAIN-OF-CUSTODY RECORD

N: 53025

Office: (603) 424-2022
 Fax: (603) 429-8496
 web: www.amrolabs.com

Project No.: 101960	Project Name: Textron	Project State: RI	Project Manager: Ed Vandoren	AMRO Project No.: 005030
P.O.#: 157413	Results Needed by: Standard	Total # of Cont & Size	Requested Analyses	Remarks
QUOTE #:	Seal Intact? Yes No N/A	Matrix	Requested Analyses	Remarks
Sample ID:	Date/Time Sampled	Grab	Requested Analyses	Remarks
MW-2015	5/3/6 1200	5-200 mL	EPA 8260 (VOC)	
MW-2017	1230	(3) 200 mL	EPA 410.2 (COD)	
MW-2033	1300		Hach 8000 (Chloride)	
MW-2037	1330			
MW-2097	1400			
MW-112	1730			
MW-205	1500			
MW-208D	1530			
MW-208S	1600			
MW-116S	1630			
Preservative: Cl-HCl, MeOH, N-HNO3, S-H2SO4, Na-NaOH, O-Other				
Send Results To: Ed Vandoren				
Shaw Environmental Inc.				
11 Northeastern Blvd.				
Salem, NH 03079-1953				
PHONE #: 603-870-4500 FAX #: 603-870-4501				
E-mail: Edward.Vandoren@Shawgrp.com				
Relinquished By: [Signature]				
Date/Time: 5/19/6 630				
Received By: [Signature]				
Date/Time: 5/19/6 1500				
Received By: [Signature]				
Samples arriving after 12:00 noon will be packed and billed as received on the following day.				
Please print clearly, legibly and completely. Samples can not be logged in and the turnaround time clock will not start until any ambiguities are resolved.				
White: Lab Copy			Yellow: Accompanies Report	
Pink: Client Copy			SHEET	
AMROCC2004, Rev.3-08/18/04			OF	

PRIORITY TURNAROUND TIME AUTHORIZATION
 Before submitting samples for expedited TAT, you must have a coded AUTHORIZATION NUMBER
 AUTHORIZATION No.: BY:

Method: 6010 200.7 Other Metals:

23 TAL 14 MCP

Dissolved Metals Field Filtered? YES NO

MCP Presumptive Certainty Required? YES NO

MCP Methods Needed: YES NO

AMRO report package level needed: YES NO

EDD required: YES NO

Required Reporting Limits:
 S-1 GW-1
 S-2 GW-2
 S-3 GW-3
 Other:

KNOWN SITE
 CONTAMINATION:

AMRO policy requires notification in writing to the laboratory in cases where the samples were collected from highly contaminated sites.

CLIENT: SHAW E & I, Inc.
Project: 101960 Textron
Lab Order: 0605030

CASE NARRATIVE

VOLATILES-WATER:

1. A Matrix Spike (MS) and Matrix Spike Duplicate (MSD) were performed on sample MW-206D (0605030-01A) Batch ID: R32828.

1.1 The % Recovery for 1 analyte out of 65 analytes in the MS was outside the laboratory control limits.

1.2 The % Recovery for 2 analytes out of 65 analytes in the MSD was outside the laboratory control limits.

1.3 The %RPD for 3 analytes out of 65 analytes was outside the laboratory control limits.

2. A Matrix Spike (MS) and Matrix Spike Duplicate (MSD) were performed on sample MW-202D (0605030-08A) Batch ID: R32833.

2.1 The % Recovery for 1 analyte out of 65 analytes in the MS was outside the laboratory control limits.

2.2 The % Recovery for 1 analyte out of 65 analytes in the MSD was outside the laboratory control limits.

DATA COMMENT PAGE

Organic Data Qualifiers

- ND Indicates compound was analyzed for, but not detected at or above the reporting limit.
- J Indicates an estimated value. This flag is used either when estimating a concentration for tentatively identified compounds where a 1:1 response is assumed, or when the data indicates the presence of a compound that meets the identification criteria but the result is less than the sample quantitation limit but greater than the method detection limit.
- H Method prescribed holding time exceeded.
- E This flag identifies compounds whose concentrations exceed the calibration range of the instrument for that specific analysis.
- B This flag is used when the analyte is found in the associated blank as well as in the sample.
- R RPD outside accepted recovery limits
- RL Reporting limit; defined as the lowest concentration the laboratory can accurately quantitate.
- S Spike Recovery outside accepted recovery limits.
- # See Case Narrative

Micro Data Qualifiers

- TNTC Too numerous to count

Inorganic Data Qualifiers

- ND or U Indicates element was analyzed for, but not detected at or above the reporting limit.
- J Indicates a value greater than or equal to the method detection limit, but less than the quantitation limit.
- H Indicates analytical holding time exceedance.
- B Indicates that the analyte is found in the associated blank, as well as in the sample.
- MSA Indicates value determined by the Method of Standard Addition
- E This flag identifies compounds whose concentrations exceed the calibration range of the instrument for that specific analysis.
- R RPD outside accepted recovery limits
- RL Reporting limit; defined as the lowest concentration the laboratory can accurately quantitate.
- S Spike Recovery outside accepted recovery limits.
- W Post-digestion spike for Furnace AA analysis is out of control limits (85-115), while sample absorbance is less than 50% of spike absorbance.
- * Duplicate analysis not within control limits.
- + Indicates the correlation coefficient for the Method of Standard Addition is less than 0.995
- # See Case Narrative

Report Comments:

1. Soil, sediment and sludge sample results are reported on a "dry weight" basis.
2. Reporting limits are adjusted for sample size used, dilutions and moisture content, if applicable.

AMRO Environmental Laboratories Corp.

Date: 17-May-06

CLIENT: SHAW E & I, Inc.
Lab Order: 0605030
Project: 101960 Textron
Lab ID: 0605030-01A

Client Sample ID: MW-206D
Collection Date: 5/3/06 7:00:00 AM
Matrix: GROUNDWATER

Analyses	Result	RL	Qual	Units	DF	Date Analyzed
EPA 8260 VOLATILES BY GC/MS		SW8260B		Analyst: KT		
Dichlorodifluoromethane	ND	5.0		µg/L	1	5/5/06 12:28:00 PM
Chloromethane	ND	5.0		µg/L	1	5/5/06 12:28:00 PM
Vinyl chloride	ND	2.0		µg/L	1	5/5/06 12:28:00 PM
Chloroethane	ND	5.0		µg/L	1	5/5/06 12:28:00 PM
Bromomethane	ND	2.0		µg/L	1	5/5/06 12:28:00 PM
Trichlorofluoromethane	ND	2.0		µg/L	1	5/5/06 12:28:00 PM
Diethyl ether	ND	5.0		µg/L	1	5/5/06 12:28:00 PM
Acetone	ND	10		µg/L	1	5/5/06 12:28:00 PM
1,1-Dichloroethene	ND	1.0		µg/L	1	5/5/06 12:28:00 PM
Carbon disulfide	ND	2.0		µg/L	1	5/5/06 12:28:00 PM
Methylene chloride	ND	5.0		µg/L	1	5/5/06 12:28:00 PM
Methyl tert-butyl ether	ND	2.0		µg/L	1	5/5/06 12:28:00 PM
trans-1,2-Dichloroethene	ND	2.0		µg/L	1	5/5/06 12:28:00 PM
1,1-Dichloroethane	ND	2.0		µg/L	1	5/5/06 12:28:00 PM
2-Butanone	ND	10		µg/L	1	5/5/06 12:28:00 PM
2,2-Dichloropropane	ND	2.0		µg/L	1	5/5/06 12:28:00 PM
cis-1,2-Dichloroethene	ND	2.0		µg/L	1	5/5/06 12:28:00 PM
Chloroform	ND	2.0		µg/L	1	5/5/06 12:28:00 PM
Tetrahydrofuran	ND	10		µg/L	1	5/5/06 12:28:00 PM
Bromochloromethane	ND	2.0		µg/L	1	5/5/06 12:28:00 PM
1,1,1-Trichloroethane	7.6	2.0		µg/L	1	5/5/06 12:28:00 PM
1,1-Dichloropropene	ND	2.0		µg/L	1	5/5/06 12:28:00 PM
Carbon tetrachloride	ND	2.0		µg/L	1	5/5/06 12:28:00 PM
1,2-Dichloroethane	ND	2.0		µg/L	1	5/5/06 12:28:00 PM
Benzene	ND	1.0		µg/L	1	5/5/06 12:28:00 PM
Trichloroethene	180	2.0		µg/L	1	5/5/06 12:28:00 PM
1,2-Dichloropropane	ND	2.0		µg/L	1	5/5/06 12:28:00 PM
Bromodichloromethane	ND	2.0		µg/L	1	5/5/06 12:28:00 PM
Dibromomethane	ND	2.0		µg/L	1	5/5/06 12:28:00 PM
4-Methyl-2-pentanone	ND	10		µg/L	1	5/5/06 12:28:00 PM
cis-1,3-Dichloropropene	ND	1.0		µg/L	1	5/5/06 12:28:00 PM
Toluene	ND	2.0		µg/L	1	5/5/06 12:28:00 PM
trans-1,3-Dichloropropene	ND	1.0		µg/L	1	5/5/06 12:28:00 PM
1,1,2-Trichloroethane	ND	2.0		µg/L	1	5/5/06 12:28:00 PM
1,2-Dibromoethane	ND	2.0		µg/L	1	5/5/06 12:28:00 PM
2-Hexanone	ND	10		µg/L	1	5/5/06 12:28:00 PM
1,3-Dichloropropane	ND	2.0		µg/L	1	5/5/06 12:28:00 PM
Tetrachloroethene	91	2.0		µg/L	1	5/5/06 12:28:00 PM
Dibromochloromethane	ND	2.0		µg/L	1	5/5/06 12:28:00 PM

AMRO Environmental Laboratories Corp.

Date: 17-May-06

CLIENT: SHAW E & I, Inc.
Lab Order: 0605030
Project: 101960 Textron
Lab ID: 0605030-01A

Client Sample ID: MW-206D
Collection Date: 5/3/06 7:00:00 AM
Matrix: GROUNDWATER

Analyses	Result	RL	Qual	Units	DF	Date Analyzed
Chlorobenzene	ND	2.0		µg/L	1	5/5/06 12:28:00 PM
1,1,1,2-Tetrachloroethane	ND	2.0		µg/L	1	5/5/06 12:28:00 PM
Ethylbenzene	ND	2.0		µg/L	1	5/5/06 12:28:00 PM
m,p-Xylene	ND	2.0		µg/L	1	5/5/06 12:28:00 PM
o-Xylene	ND	2.0		µg/L	1	5/5/06 12:28:00 PM
Styrene	ND	2.0		µg/L	1	5/5/06 12:28:00 PM
Bromoform	ND	2.0		µg/L	1	5/5/06 12:28:00 PM
Isopropylbenzene	ND	2.0		µg/L	1	5/5/06 12:28:00 PM
1,1,2,2-Tetrachloroethane	ND	2.0		µg/L	1	5/5/06 12:28:00 PM
1,2,3-Trichloropropane	ND	2.0		µg/L	1	5/5/06 12:28:00 PM
Bromobenzene	ND	2.0		µg/L	1	5/5/06 12:28:00 PM
n-Propylbenzene	ND	2.0		µg/L	1	5/5/06 12:28:00 PM
2-Chlorotoluene	ND	2.0		µg/L	1	5/5/06 12:28:00 PM
4-Chlorotoluene	ND	2.0		µg/L	1	5/5/06 12:28:00 PM
1,3,5-Trimethylbenzene	ND	2.0		µg/L	1	5/5/06 12:28:00 PM
tert-Butylbenzene	ND	2.0		µg/L	1	5/5/06 12:28:00 PM
1,2,4-Trimethylbenzene	ND	2.0		µg/L	1	5/5/06 12:28:00 PM
sec-Butylbenzene	ND	2.0		µg/L	1	5/5/06 12:28:00 PM
4-Isopropyltoluene	ND	2.0		µg/L	1	5/5/06 12:28:00 PM
1,3-Dichlorobenzene	ND	2.0		µg/L	1	5/5/06 12:28:00 PM
1,4-Dichlorobenzene	ND	2.0		µg/L	1	5/5/06 12:28:00 PM
n-Butylbenzene	ND	2.0		µg/L	1	5/5/06 12:28:00 PM
1,2-Dichlorobenzene	ND	2.0		µg/L	1	5/5/06 12:28:00 PM
1,2-Dibromo-3-chloropropane	ND	5.0		µg/L	1	5/5/06 12:28:00 PM
1,2,4-Trichlorobenzene	ND	2.0		µg/L	1	5/5/06 12:28:00 PM
Hexachlorobutadiene	ND	2.0		µg/L	1	5/5/06 12:28:00 PM
Naphthalene	ND	5.0		µg/L	1	5/5/06 12:28:00 PM
1,2,3-Trichlorobenzene	ND	2.0		µg/L	1	5/5/06 12:28:00 PM
Surr: Dibromofluoromethane	106	85-116		%REC	1	5/5/06 12:28:00 PM
Surr: 1,2-Dichloroethane-d4	105	77-127		%REC	1	5/5/06 12:28:00 PM
Surr: Toluene-d8	102	86-114		%REC	1	5/5/06 12:28:00 PM
Surr: 4-Bromofluorobenzene	98.9	79-117		%REC	1	5/5/06 12:28:00 PM

AMRO Environmental Laboratories Corp.

Date: 17-May-06

CLIENT: SHAW E & I, Inc.
Lab Order: 0605030
Project: 101960 Textron
Lab ID: 0605030-02A

Client Sample ID: MW-206S
Collection Date: 5/3/06 7:30:00 AM
Matrix: GROUNDWATER

Analyses	Result	RL	Qual	Units	DF	Date Analyzed
EPA 8260 VOLATILES BY GC/MS		SW8260B		Analyst: KT		
Dichlorodifluoromethane	ND	5.0		µg/L	1	5/5/06 1:02:00 PM
Chloromethane	ND	5.0		µg/L	1	5/5/06 1:02:00 PM
Vinyl chloride	ND	2.0		µg/L	1	5/5/06 1:02:00 PM
Chloroethane	ND	5.0		µg/L	1	5/5/06 1:02:00 PM
Bromomethane	ND	2.0		µg/L	1	5/5/06 1:02:00 PM
Trichlorofluoromethane	ND	2.0		µg/L	1	5/5/06 1:02:00 PM
Diethyl ether	ND	5.0		µg/L	1	5/5/06 1:02:00 PM
Acetone	ND	10		µg/L	1	5/5/06 1:02:00 PM
1,1-Dichloroethene	ND	1.0		µg/L	1	5/5/06 1:02:00 PM
Carbon disulfide	ND	2.0		µg/L	1	5/5/06 1:02:00 PM
Methylene chloride	ND	5.0		µg/L	1	5/5/06 1:02:00 PM
Methyl tert-butyl ether	ND	2.0		µg/L	1	5/5/06 1:02:00 PM
trans-1,2-Dichloroethene	ND	2.0		µg/L	1	5/5/06 1:02:00 PM
1,1-Dichloroethane	ND	2.0		µg/L	1	5/5/06 1:02:00 PM
2-Butanone	ND	10		µg/L	1	5/5/06 1:02:00 PM
2,2-Dichloropropane	ND	2.0		µg/L	1	5/5/06 1:02:00 PM
cis-1,2-Dichloroethene	ND	2.0		µg/L	1	5/5/06 1:02:00 PM
Chloroform	ND	2.0		µg/L	1	5/5/06 1:02:00 PM
Tetrahydrofuran	ND	10		µg/L	1	5/5/06 1:02:00 PM
Bromochloromethane	ND	2.0		µg/L	1	5/5/06 1:02:00 PM
1,1,1-Trichloroethane	ND	2.0		µg/L	1	5/5/06 1:02:00 PM
1,1-Dichloropropene	ND	2.0		µg/L	1	5/5/06 1:02:00 PM
Carbon tetrachloride	ND	2.0		µg/L	1	5/5/06 1:02:00 PM
1,2-Dichloroethane	ND	2.0		µg/L	1	5/5/06 1:02:00 PM
Benzene	ND	1.0		µg/L	1	5/5/06 1:02:00 PM
Trichloroethene	3.2	2.0		µg/L	1	5/5/06 1:02:00 PM
1,2-Dichloropropane	ND	2.0		µg/L	1	5/5/06 1:02:00 PM
Bromodichloromethane	ND	2.0		µg/L	1	5/5/06 1:02:00 PM
Dibromomethane	ND	2.0		µg/L	1	5/5/06 1:02:00 PM
4-Methyl-2-pentanone	ND	10		µg/L	1	5/5/06 1:02:00 PM
cis-1,3-Dichloropropene	ND	1.0		µg/L	1	5/5/06 1:02:00 PM
Toluene	ND	2.0		µg/L	1	5/5/06 1:02:00 PM
trans-1,3-Dichloropropene	ND	1.0		µg/L	1	5/5/06 1:02:00 PM
1,1,2-Trichloroethane	ND	2.0		µg/L	1	5/5/06 1:02:00 PM
1,2-Dibromoethane	ND	2.0		µg/L	1	5/5/06 1:02:00 PM
2-Hexanone	ND	10		µg/L	1	5/5/06 1:02:00 PM
1,3-Dichloropropane	ND	2.0		µg/L	1	5/5/06 1:02:00 PM
Tetrachloroethene	9.8	2.0		µg/L	1	5/5/06 1:02:00 PM
Dibromochloromethane	ND	2.0		µg/L	1	5/5/06 1:02:00 PM

AMRO Environmental Laboratories Corp.

Date: 17-May-06

CLIENT: SHAW E & I, Inc.
Lab Order: 0605030
Project: 101960 Textron
Lab ID: 0605030-02A

Client Sample ID: MW-206S
Collection Date: 5/3/06 7:30:00 AM
Matrix: GROUNDWATER

Analyses	Result	RL	Qual	Units	DF	Date Analyzed
Chlorobenzene	ND	2.0		µg/L	1	5/5/06 1:02:00 PM
1,1,1,2-Tetrachloroethane	ND	2.0		µg/L	1	5/5/06 1:02:00 PM
Ethylbenzene	ND	2.0		µg/L	1	5/5/06 1:02:00 PM
m,p-Xylene	ND	2.0		µg/L	1	5/5/06 1:02:00 PM
o-Xylene	ND	2.0		µg/L ^e	1	5/5/06 1:02:00 PM
Styrene	ND	2.0		µg/L	1	5/5/06 1:02:00 PM
Bromoform	ND	2.0		µg/L	1	5/5/06 1:02:00 PM
Isopropylbenzene	ND	2.0		µg/L	1	5/5/06 1:02:00 PM
1,1,2,2-Tetrachloroethane	ND	2.0		µg/L	1	5/5/06 1:02:00 PM
1,2,3-Trichloropropane	ND	2.0		µg/L	1	5/5/06 1:02:00 PM
Bromobenzene	ND	2.0		µg/L	1	5/5/06 1:02:00 PM
n-Propylbenzene	ND	2.0		µg/L	1	5/5/06 1:02:00 PM
2-Chlorotoluene	ND	2.0		µg/L	1	5/5/06 1:02:00 PM
4-Chlorotoluene	ND	2.0		µg/L	1	5/5/06 1:02:00 PM
1,3,5-Trimethylbenzene	ND	2.0		µg/L	1	5/5/06 1:02:00 PM
tert-Butylbenzene	ND	2.0		µg/L	1	5/5/06 1:02:00 PM
1,2,4-Trimethylbenzene	ND	2.0		µg/L	1	5/5/06 1:02:00 PM
sec-Butylbenzene	ND	2.0		µg/L	1	5/5/06 1:02:00 PM
4-Isopropyltoluene	ND	2.0		µg/L	1	5/5/06 1:02:00 PM
1,3-Dichlorobenzene	ND	2.0		µg/L	1	5/5/06 1:02:00 PM
1,4-Dichlorobenzene	ND	2.0		µg/L	1	5/5/06 1:02:00 PM
n-Butylbenzene	ND	2.0		µg/L	1	5/5/06 1:02:00 PM
1,2-Dichlorobenzene	ND	2.0		µg/L	1	5/5/06 1:02:00 PM
1,2-Dibromo-3-chloropropane	ND	5.0		µg/L	1	5/5/06 1:02:00 PM
1,2,4-Trichlorobenzene	ND	2.0		µg/L	1	5/5/06 1:02:00 PM
Hexachlorobutadiene	ND	2.0		µg/L	1	5/5/06 1:02:00 PM
Naphthalene	ND	5.0		µg/L	1	5/5/06 1:02:00 PM
1,2,3-Trichlorobenzene	ND	2.0		µg/L	1	5/5/06 1:02:00 PM
Surr: Dibromofluoromethane	107	85-116		%REC	1	5/5/06 1:02:00 PM
Surr: 1,2-Dichloroethane-d4	104	77-127		%REC	1	5/5/06 1:02:00 PM
Surr: Toluene-d8	99.6	86-114		%REC	1	5/5/06 1:02:00 PM
Surr: 4-Bromofluorobenzene	95.7	79-117		%REC	1	5/5/06 1:02:00 PM

AMRO Environmental Laboratories Corp.

Date: 17-May-06

CLIENT: SHAW E & I, Inc.
Lab Order: 0605030
Project: 101960 Textron
Lab ID: 0605030-03A

Client Sample ID: MW-204D
Collection Date: 5/3/06 8:00:00 AM
Matrix: GROUNDWATER

Analyses	Result	RL	Qual	Units	DF	Date Analyzed
EPA 8260 VOLATILES BY GC/MS		SW8260B				Analyst: KT
Dichlorodifluoromethane	ND	5.0		µg/L	1	5/5/06 1:37:00 PM
Chloromethane	ND	5.0		µg/L	1	5/5/06 1:37:00 PM
Vinyl chloride	ND	2.0		µg/L	1	5/5/06 1:37:00 PM
Chloroethane	ND	5.0		µg/L	1	5/5/06 1:37:00 PM
Bromomethane	ND	2.0		µg/L	1	5/5/06 1:37:00 PM
Trichlorofluoromethane	ND	2.0		µg/L	1	5/5/06 1:37:00 PM
Diethyl ether	ND	5.0		µg/L	1	5/5/06 1:37:00 PM
Acetone	ND	10		µg/L	1	5/5/06 1:37:00 PM
1,1-Dichloroethene	ND	1.0		µg/L	1	5/5/06 1:37:00 PM
Carbon disulfide	ND	2.0		µg/L	1	5/5/06 1:37:00 PM
Methylene chloride	ND	5.0		µg/L	1	5/5/06 1:37:00 PM
Methyl tert-butyl ether	ND	2.0		µg/L	1	5/5/06 1:37:00 PM
trans-1,2-Dichloroethene	ND	2.0		µg/L	1	5/5/06 1:37:00 PM
1,1-Dichloroethane	ND	2.0		µg/L	1	5/5/06 1:37:00 PM
2-Butanone	ND	10		µg/L	1	5/5/06 1:37:00 PM
2,2-Dichloropropane	ND	2.0		µg/L	1	5/5/06 1:37:00 PM
cis-1,2-Dichloroethene	ND	2.0		µg/L	1	5/5/06 1:37:00 PM
Chloroform	ND	2.0		µg/L	1	5/5/06 1:37:00 PM
Tetrahydrofuran	ND	10		µg/L	1	5/5/06 1:37:00 PM
Bromochloromethane	ND	2.0		µg/L	1	5/5/06 1:37:00 PM
1,1,1-Trichloroethane	ND	2.0		µg/L	1	5/5/06 1:37:00 PM
1,1-Dichloropropene	ND	2.0		µg/L	1	5/5/06 1:37:00 PM
Carbon tetrachloride	ND	2.0		µg/L	1	5/5/06 1:37:00 PM
1,2-Dichloroethane	ND	2.0		µg/L	1	5/5/06 1:37:00 PM
Benzene	ND	1.0		µg/L	1	5/5/06 1:37:00 PM
Trichloroethene	6.6	2.0		µg/L	1	5/5/06 1:37:00 PM
1,2-Dichloropropane	ND	2.0		µg/L	1	5/5/06 1:37:00 PM
Bromodichloromethane	ND	2.0		µg/L	1	5/5/06 1:37:00 PM
Dibromomethane	ND	2.0		µg/L	1	5/5/06 1:37:00 PM
4-Methyl-2-pentanone	ND	10		µg/L	1	5/5/06 1:37:00 PM
cis-1,3-Dichloropropene	ND	1.0		µg/L	1	5/5/06 1:37:00 PM
Toluene	ND	2.0		µg/L	1	5/5/06 1:37:00 PM
trans-1,3-Dichloropropene	ND	1.0		µg/L	1	5/5/06 1:37:00 PM
1,1,2-Trichloroethane	ND	2.0		µg/L	1	5/5/06 1:37:00 PM
1,2-Dibromoethane	ND	2.0		µg/L	1	5/5/06 1:37:00 PM
2-Hexanone	ND	10		µg/L	1	5/5/06 1:37:00 PM
1,3-Dichloropropane	ND	2.0		µg/L	1	5/5/06 1:37:00 PM
Tetrachloroethene	86	2.0		µg/L	1	5/5/06 1:37:00 PM
Dibromochloromethane	ND	2.0		µg/L	1	5/5/06 1:37:00 PM

AMRO Environmental Laboratories Corp.

Date: 17-May-06

CLIENT: SHAW E & I, Inc.
Lab Order: 0605030
Project: 101960 Textron
Lab ID: 0605030-03A

Client Sample ID: MW-204D
Collection Date: 5/3/06 8:00:00 AM
Matrix: GROUNDWATER

Analyses	Result	RL	Qual	Units	DF	Date Analyzed
Chlorobenzene	ND	2.0		µg/L	1	5/5/06 1:37:00 PM
1,1,1,2-Tetrachloroethane	ND	2.0		µg/L	1	5/5/06 1:37:00 PM
Ethylbenzene	ND	2.0		µg/L	1	5/5/06 1:37:00 PM
m,p-Xylene	ND	2.0		µg/L	1	5/5/06 1:37:00 PM
o-Xylene	ND	2.0		µg/L	1	5/5/06 1:37:00 PM
Styrene	ND	2.0		µg/L	1	5/5/06 1:37:00 PM
Bromoform	ND	2.0		µg/L	1	5/5/06 1:37:00 PM
Isopropylbenzene	ND	2.0		µg/L	1	5/5/06 1:37:00 PM
1,1,2,2-Tetrachloroethane	ND	2.0		µg/L	1	5/5/06 1:37:00 PM
1,2,3-Trichloropropane	ND	2.0		µg/L	1	5/5/06 1:37:00 PM
Bromobenzene	ND	2.0		µg/L	1	5/5/06 1:37:00 PM
n-Propylbenzene	ND	2.0		µg/L	1	5/5/06 1:37:00 PM
2-Chlorotoluene	ND	2.0		µg/L	1	5/5/06 1:37:00 PM
4-Chlorotoluene	ND	2.0		µg/L	1	5/5/06 1:37:00 PM
1,3,5-Trimethylbenzene	ND	2.0		µg/L	1	5/5/06 1:37:00 PM
tert-Butylbenzene	ND	2.0		µg/L	1	5/5/06 1:37:00 PM
1,2,4-Trimethylbenzene	ND	2.0		µg/L	1	5/5/06 1:37:00 PM
sec-Butylbenzene	ND	2.0		µg/L	1	5/5/06 1:37:00 PM
4-Isopropyltoluene	ND	2.0		µg/L	1	5/5/06 1:37:00 PM
1,3-Dichlorobenzene	ND	2.0		µg/L	1	5/5/06 1:37:00 PM
1,4-Dichlorobenzene	ND	2.0		µg/L	1	5/5/06 1:37:00 PM
n-Butylbenzene	ND	2.0		µg/L	1	5/5/06 1:37:00 PM
1,2-Dichlorobenzene	ND	2.0		µg/L	1	5/5/06 1:37:00 PM
1,2-Dibromo-3-chloropropane	ND	5.0		µg/L	1	5/5/06 1:37:00 PM
1,2,4-Trichlorobenzene	ND	2.0		µg/L	1	5/5/06 1:37:00 PM
Hexachlorobutadiene	ND	2.0		µg/L	1	5/5/06 1:37:00 PM
Naphthalene	ND	5.0		µg/L	1	5/5/06 1:37:00 PM
1,2,3-Trichlorobenzene	ND	2.0		µg/L	1	5/5/06 1:37:00 PM
Surr: Dibromofluoromethane	103	85-116		%REC	1	5/5/06 1:37:00 PM
Surr: 1,2-Dichloroethane-d4	104	77-127		%REC	1	5/5/06 1:37:00 PM
Surr: Toluene-d8	99.2	86-114		%REC	1	5/5/06 1:37:00 PM
Surr: 4-Bromofluorobenzene	95.9	79-117		%REC	1	5/5/06 1:37:00 PM

AMRO Environmental Laboratories Corp.

Date: 17-May-06

CLIENT: SHAW E & I, Inc.
Lab Order: 0605030
Project: 101960 Textron
Lab ID: 0605030-04A

Client Sample ID: MW-204S
Collection Date: 5/3/06 8:30:00 AM
Matrix: GROUNDWATER

Analyses	Result	RL	Qual	Units	DF	Date Analyzed
EPA 8260 VOLATILES BY GC/MS		SW8260B		Analyst: KT		
Dichlorodifluoromethane	ND	5.0		µg/L	1	5/5/06 2:13:00 PM
Chloromethane	ND	5.0		µg/L	1	5/5/06 2:13:00 PM
Vinyl chloride	ND	2.0		µg/L	1	5/5/06 2:13:00 PM
Chloroethane	ND	5.0		µg/L	1	5/5/06 2:13:00 PM
Bromomethane	ND	2.0		µg/L	1	5/5/06 2:13:00 PM
Trichlorofluoromethane	ND	2.0		µg/L	1	5/5/06 2:13:00 PM
Diethyl ether	ND	5.0		µg/L	1	5/5/06 2:13:00 PM
Acetone	ND	10		µg/L	1	5/5/06 2:13:00 PM
1,1-Dichloroethene	ND	1.0		µg/L	1	5/5/06 2:13:00 PM
Carbon disulfide	ND	2.0		µg/L	1	5/5/06 2:13:00 PM
Methylene chloride	ND	5.0		µg/L	1	5/5/06 2:13:00 PM
Methyl tert-butyl ether	ND	2.0		µg/L	1	5/5/06 2:13:00 PM
trans-1,2-Dichloroethene	ND	2.0		µg/L	1	5/5/06 2:13:00 PM
1,1-Dichloroethane	ND	2.0		µg/L	1	5/5/06 2:13:00 PM
2-Butanone	ND	10		µg/L	1	5/5/06 2:13:00 PM
2,2-Dichloropropane	ND	2.0		µg/L	1	5/5/06 2:13:00 PM
cis-1,2-Dichloroethene	ND	2.0		µg/L	1	5/5/06 2:13:00 PM
Chloroform	ND	2.0		µg/L	1	5/5/06 2:13:00 PM
Tetrahydrofuran	ND	10		µg/L	1	5/5/06 2:13:00 PM
Bromochloromethane	ND	2.0		µg/L	1	5/5/06 2:13:00 PM
1,1,1-Trichloroethane	ND	2.0		µg/L	1	5/5/06 2:13:00 PM
1,1-Dichloropropene	ND	2.0		µg/L	1	5/5/06 2:13:00 PM
Carbon tetrachloride	ND	2.0		µg/L	1	5/5/06 2:13:00 PM
1,2-Dichloroethane	ND	2.0		µg/L	1	5/5/06 2:13:00 PM
Benzene	ND	1.0		µg/L	1	5/5/06 2:13:00 PM
Trichloroethene	ND	2.0		µg/L	1	5/5/06 2:13:00 PM
1,2-Dichloropropane	ND	2.0		µg/L	1	5/5/06 2:13:00 PM
Bromodichloromethane	ND	2.0		µg/L	1	5/5/06 2:13:00 PM
Dibromomethane	ND	2.0		µg/L	1	5/5/06 2:13:00 PM
4-Methyl-2-pentanone	ND	10		µg/L	1	5/5/06 2:13:00 PM
cis-1,3-Dichloropropene	ND	1.0		µg/L	1	5/5/06 2:13:00 PM
Toluene	ND	2.0		µg/L	1	5/5/06 2:13:00 PM
trans-1,3-Dichloropropene	ND	1.0		µg/L	1	5/5/06 2:13:00 PM
1,1,2-Trichloroethane	ND	2.0		µg/L	1	5/5/06 2:13:00 PM
1,2-Dibromoethane	ND	2.0		µg/L	1	5/5/06 2:13:00 PM
2-Hexanone	ND	10		µg/L	1	5/5/06 2:13:00 PM
1,3-Dichloropropane	ND	2.0		µg/L	1	5/5/06 2:13:00 PM
Tetrachloroethene	15	2.0		µg/L	1	5/5/06 2:13:00 PM
Dibromochloromethane	ND	2.0		µg/L	1	5/5/06 2:13:00 PM

AMRO Environmental Laboratories Corp.

Date: 17-May-06

CLIENT: SHAW E & I, Inc.
Lab Order: 0605030
Project: 101960 Textron
Lab ID: 0605030-04A

Client Sample ID: MW-204S
Collection Date: 5/3/06 8:30:00 AM
Matrix: GROUNDWATER

Analyses	Result	RL	Qual	Units	DF	Date Analyzed
Chlorobenzene	ND	2.0		µg/L	1	5/5/06 2:13:00 PM
1,1,1,2-Tetrachloroethane	ND	2.0		µg/L	1	5/5/06 2:13:00 PM
Ethylbenzene	ND	2.0		µg/L	1	5/5/06 2:13:00 PM
m,p-Xylene	ND	2.0		µg/L	1	5/5/06 2:13:00 PM
o-Xylene	ND	2.0		µg/L	1	5/5/06 2:13:00 PM
Styrene	ND	2.0		µg/L	1	5/5/06 2:13:00 PM
Bromoform	ND	2.0		µg/L	1	5/5/06 2:13:00 PM
Isopropylbenzene	ND	2.0		µg/L	1	5/5/06 2:13:00 PM
1,1,2,2-Tetrachloroethane	ND	2.0		µg/L	1	5/5/06 2:13:00 PM
1,2,3-Trichloropropane	ND	2.0		µg/L	1	5/5/06 2:13:00 PM
Bromobenzene	ND	2.0		µg/L	1	5/5/06 2:13:00 PM
n-Propylbenzene	ND	2.0		µg/L	1	5/5/06 2:13:00 PM
2-Chlorotoluene	ND	2.0		µg/L	1	5/5/06 2:13:00 PM
4-Chlorotoluene	ND	2.0		µg/L	1	5/5/06 2:13:00 PM
1,3,5-Trimethylbenzene	ND	2.0		µg/L	1	5/5/06 2:13:00 PM
tert-Butylbenzene	ND	2.0		µg/L	1	5/5/06 2:13:00 PM
1,2,4-Trimethylbenzene	ND	2.0		µg/L	1	5/5/06 2:13:00 PM
sec-Butylbenzene	ND	2.0		µg/L	1	5/5/06 2:13:00 PM
4-Isopropyltoluene	ND	2.0		µg/L	1	5/5/06 2:13:00 PM
1,3-Dichlorobenzene	ND	2.0		µg/L	1	5/5/06 2:13:00 PM
1,4-Dichlorobenzene	ND	2.0		µg/L	1	5/5/06 2:13:00 PM
n-Butylbenzene	ND	2.0		µg/L	1	5/5/06 2:13:00 PM
1,2-Dichlorobenzene	ND	2.0		µg/L	1	5/5/06 2:13:00 PM
1,2-Dibromo-3-chloropropane	ND	5.0		µg/L	1	5/5/06 2:13:00 PM
1,2,4-Trichlorobenzene	ND	2.0		µg/L	1	5/5/06 2:13:00 PM
Hexachlorobutadiene	ND	2.0		µg/L	1	5/5/06 2:13:00 PM
Naphthalene	ND	5.0		µg/L	1	5/5/06 2:13:00 PM
1,2,3-Trichlorobenzene	ND	2.0		µg/L	1	5/5/06 2:13:00 PM
Surr: Dibromofluoromethane	110	85-116		%REC	1	5/5/06 2:13:00 PM
Surr: 1,2-Dichloroethane-d4	105	77-127		%REC	1	5/5/06 2:13:00 PM
Surr: Toluene-d8	100	86-114		%REC	1	5/5/06 2:13:00 PM
Surr: 4-Bromofluorobenzene	96.2	79-117		%REC	1	5/5/06 2:13:00 PM

AMRO Environmental Laboratories Corp.

Date: 17-May-06

CLIENT: SHAW E & I, Inc.
Lab Order: 0605030
Project: 101960 Textron
Lab ID: 0605030-05A

Client Sample ID: MW-207S
Collection Date: 5/3/06 9:00:00 AM
Matrix: GROUNDWATER

Analyses	Result	RL	Qual	Units	DF	Date Analyzed
EPA 8260 VOLATILES BY GC/MS						
		SW8260B				Analyst: KT
Dichlorodifluoromethane	ND	5.0		µg/L	1	5/5/06 2:47:00 PM
Chloromethane	ND	5.0		µg/L	1	5/5/06 2:47:00 PM
Vinyl chloride	ND	2.0		µg/L	1	5/5/06 2:47:00 PM
Chloroethane	ND	5.0		µg/L	1	5/5/06 2:47:00 PM
Bromomethane	ND	2.0		µg/L	1	5/5/06 2:47:00 PM
Trichlorofluoromethane	9.8	2.0		µg/L	1	5/5/06 2:47:00 PM
Diethyl ether	ND	5.0		µg/L	1	5/5/06 2:47:00 PM
Acetone	ND	10		µg/L	1	5/5/06 2:47:00 PM
1,1-Dichloroethene	2.2	1.0		µg/L	1	5/5/06 2:47:00 PM
Carbon disulfide	ND	2.0		µg/L	1	5/5/06 2:47:00 PM
Methylene chloride	ND	5.0		µg/L	1	5/5/06 2:47:00 PM
Methyl tert-butyl ether	3.2	2.0		µg/L	1	5/5/06 2:47:00 PM
trans-1,2-Dichloroethene	ND	2.0		µg/L	1	5/5/06 2:47:00 PM
1,1-Dichloroethane	3.9	2.0		µg/L	1	5/5/06 2:47:00 PM
2-Butanone	ND	10		µg/L	1	5/5/06 2:47:00 PM
2,2-Dichloropropane	ND	2.0		µg/L	1	5/5/06 2:47:00 PM
cis-1,2-Dichloroethene	17	2.0		µg/L	1	5/5/06 2:47:00 PM
Chloroform	ND	2.0		µg/L	1	5/5/06 2:47:00 PM
Tetrahydrofuran	ND	10		µg/L	1	5/5/06 2:47:00 PM
Bromochloromethane	ND	2.0		µg/L	1	5/5/06 2:47:00 PM
1,1,1-Trichloroethane	15	2.0		µg/L	1	5/5/06 2:47:00 PM
1,1-Dichloropropene	ND	2.0		µg/L	1	5/5/06 2:47:00 PM
Carbon tetrachloride	ND	2.0		µg/L	1	5/5/06 2:47:00 PM
1,2-Dichloroethane	ND	2.0		µg/L	1	5/5/06 2:47:00 PM
Benzene	ND	1.0		µg/L	1	5/5/06 2:47:00 PM
Trichloroethene	130	2.0		µg/L	1	5/5/06 2:47:00 PM
1,2-Dichloropropane	ND	2.0		µg/L	1	5/5/06 2:47:00 PM
Bromodichloromethane	ND	2.0		µg/L	1	5/5/06 2:47:00 PM
Dibromomethane	ND	2.0		µg/L	1	5/5/06 2:47:00 PM
4-Methyl-2-pentanone	ND	10		µg/L	1	5/5/06 2:47:00 PM
cis-1,3-Dichloropropene	ND	1.0		µg/L	1	5/5/06 2:47:00 PM
Toluene	ND	2.0		µg/L	1	5/5/06 2:47:00 PM
trans-1,3-Dichloropropene	ND	1.0		µg/L	1	5/5/06 2:47:00 PM
1,1,2-Trichloroethane	ND	2.0		µg/L	1	5/5/06 2:47:00 PM
1,2-Dibromoethane	ND	2.0		µg/L	1	5/5/06 2:47:00 PM
2-Hexanone	ND	10		µg/L	1	5/5/06 2:47:00 PM
1,3-Dichloropropane	ND	2.0		µg/L	1	5/5/06 2:47:00 PM
Tetrachloroethene	9,700	200		µg/L	100	5/6/06 7:44:00 PM
Dibromochloromethane	ND	2.0		µg/L	1	5/5/06 2:47:00 PM

AMRO Environmental Laboratories Corp.

Date: 17-May-06

CLIENT: SHAW E & I, Inc.
Lab Order: 0605030
Project: 101960 Textron
Lab ID: 0605030-05A

Client Sample ID: MW-207S
Collection Date: 5/3/06 9:00:00 AM
Matrix: GROUNDWATER

Analyses	Result	RL	Qual	Units	DF	Date Analyzed
Chlorobenzene	ND	2.0		µg/L	1	5/5/06 2:47:00 PM
1,1,1,2-Tetrachloroethane	2.1	2.0		µg/L	1	5/5/06 2:47:00 PM
Ethylbenzene	ND	2.0		µg/L	1	5/5/06 2:47:00 PM
m,p-Xylene	ND	2.0		µg/L	1	5/5/06 2:47:00 PM
o-Xylene	ND	2.0		µg/L	1	5/5/06 2:47:00 PM
Styrene	ND	2.0		µg/L	1	5/5/06 2:47:00 PM
Bromoform	ND	2.0		µg/L	1	5/5/06 2:47:00 PM
Isopropylbenzene	ND	2.0		µg/L	1	5/5/06 2:47:00 PM
1,1,2,2-Tetrachloroethane	ND	2.0		µg/L	1	5/5/06 2:47:00 PM
1,2,3-Trichloropropane	ND	2.0		µg/L	1	5/5/06 2:47:00 PM
Bromobenzene	ND	2.0		µg/L	1	5/5/06 2:47:00 PM
n-Propylbenzene	ND	2.0		µg/L	1	5/5/06 2:47:00 PM
2-Chlorotoluene	ND	2.0		µg/L	1	5/5/06 2:47:00 PM
4-Chlorotoluene	ND	2.0		µg/L	1	5/5/06 2:47:00 PM
1,3,5-Trimethylbenzene	ND	2.0		µg/L	1	5/5/06 2:47:00 PM
tert-Butylbenzene	ND	2.0		µg/L	1	5/5/06 2:47:00 PM
1,2,4-Trimethylbenzene	ND	2.0		µg/L	1	5/5/06 2:47:00 PM
sec-Butylbenzene	ND	2.0		µg/L	1	5/5/06 2:47:00 PM
4-Isopropyltoluene	ND	2.0		µg/L	1	5/5/06 2:47:00 PM
1,3-Dichlorobenzene	ND	2.0		µg/L	1	5/5/06 2:47:00 PM
1,4-Dichlorobenzene	ND	2.0		µg/L	1	5/5/06 2:47:00 PM
n-Butylbenzene	ND	2.0		µg/L	1	5/5/06 2:47:00 PM
1,2-Dichlorobenzene	ND	2.0		µg/L	1	5/5/06 2:47:00 PM
1,2-Dibromo-3-chloropropane	ND	5.0		µg/L	1	5/5/06 2:47:00 PM
1,2,4-Trichlorobenzene	ND	2.0		µg/L	1	5/5/06 2:47:00 PM
Hexachlorobutadiene	ND	2.0		µg/L	1	5/5/06 2:47:00 PM
Naphthalene	ND	5.0		µg/L	1	5/5/06 2:47:00 PM
1,2,3-Trichlorobenzene	ND	2.0		µg/L	1	5/5/06 2:47:00 PM
Surr: Dibromofluoromethane	107	85-116		%REC	1	5/5/06 2:47:00 PM
Surr: 1,2-Dichloroethane-d4	105	77-127		%REC	1	5/5/06 2:47:00 PM
Surr: Toluene-d8	102	86-114		%REC	1	5/5/06 2:47:00 PM
Surr: 4-Bromofluorobenzene	89.2	79-117		%REC	1	5/5/06 2:47:00 PM

AMRO Environmental Laboratories Corp.

Date: 17-May-06

CLIENT: SHAW E & I, Inc.
Lab Order: 0605030
Project: 101960 Textron
Lab ID: 0605030-06A

Client Sample ID: MW-207D
Collection Date: 5/3/06 9:30:00 AM
Matrix: GROUNDWATER

Analyses	Result	RL	Qual	Units	DF	Date Analyzed
EPA 8260 VOLATILES BY GC/MS						
		SW8260B				Analyst: KT
Dichlorodifluoromethane	ND	5.0		µg/L	1	5/5/06 3:22:00 PM
Chloromethane	ND	5.0		µg/L	1	5/5/06 3:22:00 PM
Vinyl chloride	ND	2.0		µg/L	1	5/5/06 3:22:00 PM
Chloroethane	ND	5.0		µg/L	1	5/5/06 3:22:00 PM
Bromomethane	ND	2.0		µg/L	1	5/5/06 3:22:00 PM
Trichlorofluoromethane	11	2.0		µg/L	1	5/5/06 3:22:00 PM
Diethyl ether	ND	5.0		µg/L	1	5/5/06 3:22:00 PM
Acetone	ND	10		µg/L	1	5/5/06 3:22:00 PM
1,1-Dichloroethene	2.2	1.0		µg/L	1	5/5/06 3:22:00 PM
Carbon disulfide	ND	2.0		µg/L	1	5/5/06 3:22:00 PM
Methylene chloride	ND	5.0		µg/L	1	5/5/06 3:22:00 PM
Methyl tert-butyl ether	2.2	2.0		µg/L	1	5/5/06 3:22:00 PM
trans-1,2-Dichloroethene	ND	2.0		µg/L	1	5/5/06 3:22:00 PM
1,1-Dichloroethane	ND	2.0		µg/L	1	5/5/06 3:22:00 PM
2-Butanone	ND	10		µg/L	1	5/5/06 3:22:00 PM
2,2-Dichloropropane	ND	2.0		µg/L	1	5/5/06 3:22:00 PM
cis-1,2-Dichloroethene	2.1	2.0		µg/L	1	5/5/06 3:22:00 PM
Chloroform	ND	2.0		µg/L	1	5/5/06 3:22:00 PM
Tetrahydrofuran	ND	10		µg/L	1	5/5/06 3:22:00 PM
Bromochloromethane	ND	2.0		µg/L	1	5/5/06 3:22:00 PM
1,1,1-Trichloroethane	9.5	2.0		µg/L	1	5/5/06 3:22:00 PM
1,1-Dichloropropene	ND	2.0		µg/L	1	5/5/06 3:22:00 PM
Carbon tetrachloride	ND	2.0		µg/L	1	5/5/06 3:22:00 PM
1,2-Dichloroethane	ND	2.0		µg/L	1	5/5/06 3:22:00 PM
Benzene	ND	1.0		µg/L	1	5/5/06 3:22:00 PM
Trichloroethene	160	2.0		µg/L	1	5/5/06 3:22:00 PM
1,2-Dichloropropane	ND	2.0		µg/L	1	5/5/06 3:22:00 PM
Bromodichloromethane	ND	2.0		µg/L	1	5/5/06 3:22:00 PM
Dibromomethane	ND	2.0		µg/L	1	5/5/06 3:22:00 PM
4-Methyl-2-pentanone	ND	10		µg/L	1	5/5/06 3:22:00 PM
cis-1,3-Dichloropropene	ND	1.0		µg/L	1	5/5/06 3:22:00 PM
Toluene	ND	2.0		µg/L	1	5/5/06 3:22:00 PM
trans-1,3-Dichloropropene	ND	1.0		µg/L	1	5/5/06 3:22:00 PM
1,1,2-Trichloroethane	ND	2.0		µg/L	1	5/5/06 3:22:00 PM
1,2-Dibromoethane	ND	2.0		µg/L	1	5/5/06 3:22:00 PM
2-Hexanone	ND	10		µg/L	1	5/5/06 3:22:00 PM
1,3-Dichloropropane	ND	2.0		µg/L	1	5/5/06 3:22:00 PM
Tetrachloroethene	6,700	200		µg/L	100	5/6/06 8:19:00 PM
Dibromochloromethane	ND	2.0		µg/L	1	5/5/06 3:22:00 PM

AMRO Environmental Laboratories Corp.

Date: 17-May-06

CLIENT: SHAW E & I, Inc.
Lab Order: 0605030
Project: 101960 Textron
Lab ID: 0605030-06A

Client Sample ID: MW-207D
Collection Date: 5/3/06 9:30:00 AM
Matrix: GROUNDWATER

Analyses	Result	RL	Qual	Units	DF	Date Analyzed
Chlorobenzene	ND	2.0		µg/L	1	5/5/06 3:22:00 PM
1,1,1,2-Tetrachloroethane	2.2	2.0		µg/L	1	5/5/06 3:22:00 PM
Ethylbenzene	ND	2.0		µg/L	1	5/5/06 3:22:00 PM
m,p-Xylene	ND	2.0		µg/L	1	5/5/06 3:22:00 PM
o-Xylene	ND	2.0		µg/L	1	5/5/06 3:22:00 PM
Styrene	ND	2.0		µg/L	1	5/5/06 3:22:00 PM
Bromoform	ND	2.0		µg/L	1	5/5/06 3:22:00 PM
Isopropylbenzene	ND	2.0		µg/L	1	5/5/06 3:22:00 PM
1,1,2,2-Tetrachloroethane	ND	2.0		µg/L	1	5/5/06 3:22:00 PM
1,2,3-Trichloropropane	ND	2.0		µg/L	1	5/5/06 3:22:00 PM
Bromobenzene	ND	2.0		µg/L	1	5/5/06 3:22:00 PM
n-Propylbenzene	ND	2.0		µg/L	1	5/5/06 3:22:00 PM
2-Chlorotoluene	ND	2.0		µg/L	1	5/5/06 3:22:00 PM
4-Chlorotoluene	ND	2.0		µg/L	1	5/5/06 3:22:00 PM
1,3,5-Trimethylbenzene	ND	2.0		µg/L	1	5/5/06 3:22:00 PM
tert-Butylbenzene	ND	2.0		µg/L	1	5/5/06 3:22:00 PM
1,2,4-Trimethylbenzene	ND	2.0		µg/L	1	5/5/06 3:22:00 PM
sec-Butylbenzene	ND	2.0		µg/L	1	5/5/06 3:22:00 PM
4-Isopropyltoluene	ND	2.0		µg/L	1	5/5/06 3:22:00 PM
1,3-Dichlorobenzene	ND	2.0		µg/L	1	5/5/06 3:22:00 PM
1,4-Dichlorobenzene	ND	2.0		µg/L	1	5/5/06 3:22:00 PM
n-Butylbenzene	ND	2.0		µg/L	1	5/5/06 3:22:00 PM
1,2-Dichlorobenzene	ND	2.0		µg/L	1	5/5/06 3:22:00 PM
1,2-Dibromo-3-chloropropane	ND	5.0		µg/L	1	5/5/06 3:22:00 PM
1,2,4-Trichlorobenzene	ND	2.0		µg/L	1	5/5/06 3:22:00 PM
Hexachlorobutadiene	ND	2.0		µg/L	1	5/5/06 3:22:00 PM
Naphthalene	ND	5.0		µg/L	1	5/5/06 3:22:00 PM
1,2,3-Trichlorobenzene	ND	2.0		µg/L	1	5/5/06 3:22:00 PM
Surr: Dibromofluoromethane	106	85-116		%REC	1	5/5/06 3:22:00 PM
Surr: 1,2-Dichloroethane-d4	106	77-127		%REC	1	5/5/06 3:22:00 PM
Surr: Toluene-d8	98.8	86-114		%REC	1	5/5/06 3:22:00 PM
Surr: 4-Bromofluorobenzene	91.3	79-117		%REC	1	5/5/06 3:22:00 PM

AMRO Environmental Laboratories Corp.

Date: 17-May-06

CLIENT: SHAW E & I, Inc.
Lab Order: 0605030
Project: 101960 Textron
Lab ID: 0605030-07A

Client Sample ID: MW-202S
Collection Date: 5/3/06 10:00:00 AM
Matrix: GROUNDWATER

Analyses	Result	RL	Qual	Units	DF	Date Analyzed
EPA 8260 VOLATILES BY GC/MS		SW8260B		Analyst: KT		
Dichlorodifluoromethane	ND	5.0		µg/L	1	5/5/06 3:58:00 PM
Chloromethane	ND	5.0		µg/L	1	5/5/06 3:58:00 PM
Vinyl chloride	ND	2.0		µg/L	1	5/5/06 3:58:00 PM
Chloroethane	ND	5.0		µg/L	1	5/5/06 3:58:00 PM
Bromomethane	ND	2.0		µg/L	1	5/5/06 3:58:00 PM
Trichlorofluoromethane	ND	2.0		µg/L	1	5/5/06 3:58:00 PM
Diethyl ether	ND	5.0		µg/L	1	5/5/06 3:58:00 PM
Acetone	ND	10		µg/L	1	5/5/06 3:58:00 PM
1,1-Dichloroethene	ND	1.0		µg/L	1	5/5/06 3:58:00 PM
Carbon disulfide	ND	2.0		µg/L	1	5/5/06 3:58:00 PM
Methylene chloride	ND	5.0		µg/L	1	5/5/06 3:58:00 PM
Methyl tert-butyl ether	ND	2.0		µg/L	1	5/5/06 3:58:00 PM
trans-1,2-Dichloroethene	ND	2.0		µg/L	1	5/5/06 3:58:00 PM
1,1-Dichloroethane	ND	2.0		µg/L	1	5/5/06 3:58:00 PM
2-Butanone	ND	10		µg/L	1	5/5/06 3:58:00 PM
2,2-Dichloropropane	ND	2.0		µg/L	1	5/5/06 3:58:00 PM
cis-1,2-Dichloroethene	90	2.0		µg/L	1	5/5/06 3:58:00 PM
Chloroform	ND	2.0		µg/L	1	5/5/06 3:58:00 PM
Tetrahydrofuran	ND	10		µg/L	1	5/5/06 3:58:00 PM
Bromochloromethane	ND	2.0		µg/L	1	5/5/06 3:58:00 PM
1,1,1-Trichloroethane	7.2	2.0		µg/L	1	5/5/06 3:58:00 PM
1,1-Dichloropropene	ND	2.0		µg/L	1	5/5/06 3:58:00 PM
Carbon tetrachloride	2.6	2.0		µg/L	1	5/5/06 3:58:00 PM
1,2-Dichloroethane	ND	2.0		µg/L	1	5/5/06 3:58:00 PM
Benzene	2.0	1.0		µg/L	1	5/5/06 3:58:00 PM
Trichloroethene	53	2.0		µg/L	1	5/5/06 3:58:00 PM
1,2-Dichloropropane	ND	2.0		µg/L	1	5/5/06 3:58:00 PM
Bromodichloromethane	ND	2.0		µg/L	1	5/5/06 3:58:00 PM
Dibromomethane	ND	2.0		µg/L	1	5/5/06 3:58:00 PM
4-Methyl-2-pentanone	ND	10		µg/L	1	5/5/06 3:58:00 PM
cis-1,3-Dichloropropene	ND	1.0		µg/L	1	5/5/06 3:58:00 PM
Toluene	ND	2.0		µg/L	1	5/5/06 3:58:00 PM
trans-1,3-Dichloropropene	ND	1.0		µg/L	1	5/5/06 3:58:00 PM
1,1,2-Trichloroethane	ND	2.0		µg/L	1	5/5/06 3:58:00 PM
1,2-Dibromoethane	ND	2.0		µg/L	1	5/5/06 3:58:00 PM
2-Hexanone	ND	10		µg/L	1	5/5/06 3:58:00 PM
1,3-Dichloropropane	ND	2.0		µg/L	1	5/5/06 3:58:00 PM
Tetrachloroethene	46,000	1,000		µg/L	500	5/8/06 5:32:00 PM
Dibromochloromethane	ND	2.0		µg/L	1	5/5/06 3:58:00 PM

AMRO Environmental Laboratories Corp.

Date: 17-May-06

CLIENT: SHAW E & I, Inc.
Lab Order: 0605030
Project: 101960 Textron
Lab ID: 0605030-07A

Client Sample ID: MW-202S
Collection Date: 5/3/06 10:00:00 AM
Matrix: GROUNDWATER

Analyses	Result	RL	Qual	Units	DF	Date Analyzed
Chlorobenzene	ND	2.0		µg/L	1	5/5/06 3:58:00 PM
1,1,1,2-Tetrachloroethane	4.3	2.0		µg/L	1	5/5/06 3:58:00 PM
Ethylbenzene	ND	2.0		µg/L	1	5/5/06 3:58:00 PM
m,p-Xylene	ND	2.0		µg/L	1	5/5/06 3:58:00 PM
o-Xylene	ND	2.0		µg/L	1	5/5/06 3:58:00 PM
Styrene	ND	2.0		µg/L	1	5/5/06 3:58:00 PM
Bromoform	ND	2.0		µg/L	1	5/5/06 3:58:00 PM
Isopropylbenzene	ND	2.0		µg/L	1	5/5/06 3:58:00 PM
1,1,2,2-Tetrachloroethane	ND	2.0		µg/L	1	5/5/06 3:58:00 PM
1,2,3-Trichloropropane	ND	2.0		µg/L	1	5/5/06 3:58:00 PM
Bromobenzene	ND	2.0		µg/L	1	5/5/06 3:58:00 PM
n-Propylbenzene	ND	2.0		µg/L	1	5/5/06 3:58:00 PM
2-Chlorotoluene	ND	2.0		µg/L	1	5/5/06 3:58:00 PM
4-Chlorotoluene	ND	2.0		µg/L	1	5/5/06 3:58:00 PM
1,3,5-Trimethylbenzene	ND	2.0		µg/L	1	5/5/06 3:58:00 PM
tert-Butylbenzene	ND	2.0		µg/L	1	5/5/06 3:58:00 PM
1,2,4-Trimethylbenzene	ND	2.0		µg/L	1	5/5/06 3:58:00 PM
sec-Butylbenzene	ND	2.0		µg/L	1	5/5/06 3:58:00 PM
4-Isopropyltoluene	ND	2.0		µg/L	1	5/5/06 3:58:00 PM
1,3-Dichlorobenzene	ND	2.0		µg/L	1	5/5/06 3:58:00 PM
1,4-Dichlorobenzene	ND	2.0		µg/L	1	5/5/06 3:58:00 PM
n-Butylbenzene	ND	2.0		µg/L	1	5/5/06 3:58:00 PM
1,2-Dichlorobenzene	ND	2.0		µg/L	1	5/5/06 3:58:00 PM
1,2-Dibromo-3-chloropropane	ND	5.0		µg/L	1	5/5/06 3:58:00 PM
1,2,4-Trichlorobenzene	ND	2.0		µg/L	1	5/5/06 3:58:00 PM
Hexachlorobutadiene	ND	2.0		µg/L	1	5/5/06 3:58:00 PM
Naphthalene	ND	5.0		µg/L	1	5/5/06 3:58:00 PM
1,2,3-Trichlorobenzene	ND	2.0		µg/L	1	5/5/06 3:58:00 PM
Surr: Dibromofluoromethane	106	85-116		%REC	1	5/5/06 3:58:00 PM
Surr: 1,2-Dichloroethane-d4	105	77-127		%REC	1	5/5/06 3:58:00 PM
Surr: Toluene-d8	98.7	86-114		%REC	1	5/5/06 3:58:00 PM
Surr: 4-Bromofluorobenzene	89.5	79-117		%REC	1	5/5/06 3:58:00 PM

AMRO Environmental Laboratories Corp.

Date: 17-May-06

CLIENT: SHAW E & I, Inc.
Lab Order: 0605030
Project: 101960 Textron
Lab ID: 0605030-08A

Client Sample ID: MW-202D
Collection Date: 5/3/06 10:30:00 AM
Matrix: GROUNDWATER

Analyses	Result	RL	Qual	Units	DF	Date Analyzed
EPA 8260 VOLATILES BY GC/MS		SW8260B		Analyst: KT		
Dichlorodifluoromethane	ND	5.0		µg/L	1	5/5/06 4:33:00 PM
Chloromethane	ND	5.0		µg/L	1	5/5/06 4:33:00 PM
Vinyl chloride	ND	2.0		µg/L	1	5/5/06 4:33:00 PM
Chloroethane	ND	5.0		µg/L	1	5/5/06 4:33:00 PM
Bromomethane	ND	2.0		µg/L	1	5/5/06 4:33:00 PM
Trichlorofluoromethane	2.3	2.0		µg/L	1	5/5/06 4:33:00 PM
Diethyl ether	ND	5.0		µg/L	1	5/5/06 4:33:00 PM
Acetone	ND	10		µg/L	1	5/5/06 4:33:00 PM
1,1-Dichloroethene	ND	1.0		µg/L	1	5/5/06 4:33:00 PM
Carbon disulfide	ND	2.0		µg/L	1	5/5/06 4:33:00 PM
Methylene chloride	ND	5.0		µg/L	1	5/5/06 4:33:00 PM
Methyl tert-butyl ether	ND	2.0		µg/L	1	5/5/06 4:33:00 PM
trans-1,2-Dichloroethene	ND	2.0		µg/L	1	5/5/06 4:33:00 PM
1,1-Dichloroethane	ND	2.0		µg/L	1	5/5/06 4:33:00 PM
2-Butanone	ND	10		µg/L	1	5/5/06 4:33:00 PM
2,2-Dichloropropane	ND	2.0		µg/L	1	5/5/06 4:33:00 PM
cis-1,2-Dichloroethene	44	2.0		µg/L	1	5/5/06 4:33:00 PM
Chloroform	ND	2.0		µg/L	1	5/5/06 4:33:00 PM
Tetrahydrofuran	ND	10		µg/L	1	5/5/06 4:33:00 PM
Bromochloromethane	ND	2.0		µg/L	1	5/5/06 4:33:00 PM
1,1,1-Trichloroethane	5.1	2.0		µg/L	1	5/5/06 4:33:00 PM
1,1-Dichloropropene	ND	2.0		µg/L	1	5/5/06 4:33:00 PM
Carbon tetrachloride	12	2.0		µg/L	1	5/5/06 4:33:00 PM
1,2-Dichloroethane	ND	2.0		µg/L	1	5/5/06 4:33:00 PM
Benzene	1.4	1.0		µg/L	1	5/5/06 4:33:00 PM
Trichloroethene	140	2.0		µg/L	1	5/5/06 4:33:00 PM
1,2-Dichloropropane	ND	2.0		µg/L	1	5/5/06 4:33:00 PM
Bromodichloromethane	ND	2.0		µg/L	1	5/5/06 4:33:00 PM
Dibromomethane	ND	2.0		µg/L	1	5/5/06 4:33:00 PM
4-Methyl-2-pentanone	ND	10		µg/L	1	5/5/06 4:33:00 PM
cis-1,3-Dichloropropene	ND	1.0		µg/L	1	5/5/06 4:33:00 PM
Toluene	ND	2.0		µg/L	1	5/5/06 4:33:00 PM
trans-1,3-Dichloropropene	ND	1.0		µg/L	1	5/5/06 4:33:00 PM
1,1,2-Trichloroethane	ND	2.0		µg/L	1	5/5/06 4:33:00 PM
1,2-Dibromoethane	ND	2.0		µg/L	1	5/5/06 4:33:00 PM
2-Hexanone	ND	10		µg/L	1	5/5/06 4:33:00 PM
1,3-Dichloropropane	ND	2.0		µg/L	1	5/5/06 4:33:00 PM
Tetrachloroethene	35,000	400		µg/L	200	5/8/06 6:05:00 PM
Dibromochloromethane	ND	2.0		µg/L	1	5/5/06 4:33:00 PM

AMRO Environmental Laboratories Corp.

Date: 17-May-06

CLIENT: SHAW E & I, Inc.
Lab Order: 0605030
Project: 101960 Textron
Lab ID: 0605030-08A

Client Sample ID: MW-202D
Collection Date: 5/3/06 10:30:00 AM
Matrix: GROUNDWATER

Analyses	Result	RL	Qual	Units	DF	Date Analyzed
Chlorobenzene	ND	2.0		µg/L	1	5/5/06 4:33:00 PM
1,1,1,2-Tetrachloroethane	20	2.0		µg/L	1	5/5/06 4:33:00 PM
Ethylbenzene	ND	2.0		µg/L	1	5/5/06 4:33:00 PM
m,p-Xylene	ND	2.0		µg/L	1	5/5/06 4:33:00 PM
o-Xylene	ND	2.0		µg/L	1	5/5/06 4:33:00 PM
Styrene	ND	2.0		µg/L	1	5/5/06 4:33:00 PM
Bromoform	ND	2.0		µg/L	1	5/5/06 4:33:00 PM
Isopropylbenzene	ND	2.0		µg/L	1	5/5/06 4:33:00 PM
1,1,2,2-Tetrachloroethane	ND	2.0		µg/L	1	5/5/06 4:33:00 PM
1,2,3-Trichloropropane	ND	2.0		µg/L	1	5/5/06 4:33:00 PM
Bromobenzene	ND	2.0		µg/L	1	5/5/06 4:33:00 PM
n-Propylbenzene	ND	2.0		µg/L	1	5/5/06 4:33:00 PM
2-Chlorotoluene	ND	2.0		µg/L	1	5/5/06 4:33:00 PM
4-Chlorotoluene	ND	2.0		µg/L	1	5/5/06 4:33:00 PM
1,3,5-Trimethylbenzene	ND	2.0		µg/L	1	5/5/06 4:33:00 PM
tert-Butylbenzene	ND	2.0		µg/L	1	5/5/06 4:33:00 PM
1,2,4-Trimethylbenzene	ND	2.0		µg/L	1	5/5/06 4:33:00 PM
sec-Butylbenzene	ND	2.0		µg/L	1	5/5/06 4:33:00 PM
4-Isopropyltoluene	ND	2.0		µg/L	1	5/5/06 4:33:00 PM
1,3-Dichlorobenzene	ND	2.0		µg/L	1	5/5/06 4:33:00 PM
1,4-Dichlorobenzene	ND	2.0		µg/L	1	5/5/06 4:33:00 PM
n-Butylbenzene	ND	2.0		µg/L	1	5/5/06 4:33:00 PM
1,2-Dichlorobenzene	ND	2.0		µg/L	1	5/5/06 4:33:00 PM
1,2-Dibromo-3-chloropropane	ND	5.0		µg/L	1	5/5/06 4:33:00 PM
1,2,4-Trichlorobenzene	ND	2.0		µg/L	1	5/5/06 4:33:00 PM
Hexachlorobutadiene	ND	2.0		µg/L	1	5/5/06 4:33:00 PM
Naphthalene	ND	5.0		µg/L	1	5/5/06 4:33:00 PM
1,2,3-Trichlorobenzene	ND	2.0		µg/L	1	5/5/06 4:33:00 PM
Surr: Dibromofluoromethane	104	85-116		%REC	1	5/5/06 4:33:00 PM
Surr: 1,2-Dichloroethane-d4	107	77-127		%REC	1	5/5/06 4:33:00 PM
Surr: Toluene-d8	95.6	86-114		%REC	1	5/5/06 4:33:00 PM
Surr: 4-Bromofluorobenzene	90.3	79-117		%REC	1	5/5/06 4:33:00 PM

AMRO Environmental Laboratories Corp.

Date: 17-May-06

CLIENT: SHAW E & I, Inc.
Lab Order: 0605030
Project: 101960 Textron
Lab ID: 0605030-09A

Client Sample ID: MW-202S DUP.
Collection Date: 5/3/06 11:00:00 AM
Matrix: GROUNDWATER

Analyses	Result	RL	Qual	Units	DF	Date Analyzed
EPA 8260 VOLATILES BY GC/MS		SW8260B		Analyst: KT		
Dichlorodifluoromethane	ND	5.0		µg/L	1	5/5/06 5:08:00 PM
Chloromethane	ND	5.0		µg/L	1	5/5/06 5:08:00 PM
Vinyl chloride	ND	2.0		µg/L	1	5/5/06 5:08:00 PM
Chloroethane	ND	5.0		µg/L	1	5/5/06 5:08:00 PM
Bromomethane	ND	2.0		µg/L	1	5/5/06 5:08:00 PM
Trichlorofluoromethane	ND	2.0		µg/L	1	5/5/06 5:08:00 PM
Diethyl ether	ND	5.0		µg/L	1	5/5/06 5:08:00 PM
Acetone	ND	10		µg/L	1	5/5/06 5:08:00 PM
1,1-Dichloroethene	ND	1.0		µg/L	1	5/5/06 5:08:00 PM
Carbon disulfide	ND	2.0		µg/L	1	5/5/06 5:08:00 PM
Methylene chloride	ND	5.0		µg/L	1	5/5/06 5:08:00 PM
Methyl tert-butyl ether	ND	2.0		µg/L	1	5/5/06 5:08:00 PM
trans-1,2-Dichloroethene	ND	2.0		µg/L	1	5/5/06 5:08:00 PM
1,1-Dichloroethane	ND	2.0		µg/L	1	5/5/06 5:08:00 PM
2-Butanone	ND	10		µg/L	1	5/5/06 5:08:00 PM
2,2-Dichloropropane	ND	2.0		µg/L	1	5/5/06 5:08:00 PM
cis-1,2-Dichloroethene	43	2.0		µg/L	1	5/5/06 5:08:00 PM
Chloroform	ND	2.0		µg/L	1	5/5/06 5:08:00 PM
Tetrahydrofuran	ND	10		µg/L	1	5/5/06 5:08:00 PM
Bromochloromethane	ND	2.0		µg/L	1	5/5/06 5:08:00 PM
1,1,1-Trichloroethane	3.7	2.0		µg/L	1	5/5/06 5:08:00 PM
1,1-Dichloropropene	ND	2.0		µg/L	1	5/5/06 5:08:00 PM
Carbon tetrachloride	ND	2.0		µg/L	1	5/5/06 5:08:00 PM
1,2-Dichloroethane	ND	2.0		µg/L	1	5/5/06 5:08:00 PM
Benzene	1.2	1.0		µg/L	1	5/5/06 5:08:00 PM
Trichloroethene	26	2.0		µg/L	1	5/5/06 5:08:00 PM
1,2-Dichloropropane	ND	2.0		µg/L	1	5/5/06 5:08:00 PM
Bromodichloromethane	ND	2.0		µg/L	1	5/5/06 5:08:00 PM
Dibromomethane	ND	2.0		µg/L	1	5/5/06 5:08:00 PM
4-Methyl-2-pentanone	ND	10		µg/L	1	5/5/06 5:08:00 PM
cis-1,3-Dichloropropene	ND	1.0		µg/L	1	5/5/06 5:08:00 PM
Toluene	ND	2.0		µg/L	1	5/5/06 5:08:00 PM
trans-1,3-Dichloropropene	ND	1.0		µg/L	1	5/5/06 5:08:00 PM
1,1,2-Trichloroethane	ND	2.0		µg/L	1	5/5/06 5:08:00 PM
1,2-Dibromoethane	ND	2.0		µg/L	1	5/5/06 5:08:00 PM
2-Hexanone	ND	10		µg/L	1	5/5/06 5:08:00 PM
1,3-Dichloropropane	ND	2.0		µg/L	1	5/5/06 5:08:00 PM
Tetrachloroethene	26,000	200		µg/L	100	5/6/06 6:34:00 PM
Dibromochloromethane	ND	2.0		µg/L	1	5/5/06 5:08:00 PM

AMRO Environmental Laboratories Corp.

Date: 17-May-06

CLIENT: SHAW E & I, Inc.
Lab Order: 0605030
Project: 101960 Textron
Lab ID: 0605030-09A

Client Sample ID: MW-202S DUP.
Collection Date: 5/3/06 11:00:00 AM
Matrix: GROUNDWATER

Analyses	Result	RL	Qual	Units	DF	Date Analyzed
Chlorobenzene	ND	2.0		µg/L	1	5/5/06 5:08:00 PM
1,1,1,2-Tetrachloroethane	ND	2.0		µg/L	1	5/5/06 5:08:00 PM
Ethylbenzene	ND	2.0		µg/L	1	5/5/06 5:08:00 PM
m,p-Xylene	ND	2.0		µg/L	1	5/5/06 5:08:00 PM
o-Xylene	ND	2.0		µg/L	1	5/5/06 5:08:00 PM
Styrene	ND	2.0		µg/L	1	5/5/06 5:08:00 PM
Bromoform	ND	2.0		µg/L	1	5/5/06 5:08:00 PM
Isopropylbenzene	ND	2.0		µg/L	1	5/5/06 5:08:00 PM
1,1,2,2-Tetrachloroethane	ND	2.0		µg/L	1	5/5/06 5:08:00 PM
1,2,3-Trichloropropane	ND	2.0		µg/L	1	5/5/06 5:08:00 PM
Bromobenzene	ND	2.0		µg/L	1	5/5/06 5:08:00 PM
n-Propylbenzene	ND	2.0		µg/L	1	5/5/06 5:08:00 PM
2-Chlorotoluene	ND	2.0		µg/L	1	5/5/06 5:08:00 PM
4-Chlorotoluene	ND	2.0		µg/L	1	5/5/06 5:08:00 PM
1,3,5-Trimethylbenzene	ND	2.0		µg/L	1	5/5/06 5:08:00 PM
tert-Butylbenzene	ND	2.0		µg/L	1	5/5/06 5:08:00 PM
1,2,4-Trimethylbenzene	ND	2.0		µg/L	1	5/5/06 5:08:00 PM
sec-Butylbenzene	ND	2.0		µg/L	1	5/5/06 5:08:00 PM
4-Isopropyltoluene	ND	2.0		µg/L	1	5/5/06 5:08:00 PM
1,3-Dichlorobenzene	ND	2.0		µg/L	1	5/5/06 5:08:00 PM
1,4-Dichlorobenzene	ND	2.0		µg/L	1	5/5/06 5:08:00 PM
n-Butylbenzene	ND	2.0		µg/L	1	5/5/06 5:08:00 PM
1,2-Dichlorobenzene	ND	2.0		µg/L	1	5/5/06 5:08:00 PM
1,2-Dibromo-3-chloropropane	ND	5.0		µg/L	1	5/5/06 5:08:00 PM
1,2,4-Trichlorobenzene	ND	2.0		µg/L	1	5/5/06 5:08:00 PM
Hexachlorobutadiene	ND	2.0		µg/L	1	5/5/06 5:08:00 PM
Naphthalene	ND	5.0		µg/L	1	5/5/06 5:08:00 PM
1,2,3-Trichlorobenzene	ND	2.0		µg/L	1	5/5/06 5:08:00 PM
Surr: Dibromofluoromethane	104	85-116		%REC	1	5/5/06 5:08:00 PM
Surr: 1,2-Dichloroethane-d4	105	77-127		%REC	1	5/5/06 5:08:00 PM
Surr: Toluene-d8	96.5	86-114		%REC	1	5/5/06 5:08:00 PM
Surr: 4-Bromofluorobenzene	89.8	79-117		%REC	1	5/5/06 5:08:00 PM

AMRO Environmental Laboratories Corp.

Date: 17-May-06

CLIENT: SHAW E & I, Inc.
Lab Order: 0605030
Project: 101960 Textron
Lab ID: 0605030-10A

Client Sample ID: MW-101D
Collection Date: 5/3/06 11:30:00 AM
Matrix: GROUNDWATER

Analyses	Result	RL	Qual	Units	DF	Date Analyzed
EPA 8260 VOLATILES BY GC/MS		SW8260B				Analyst: SK
Dichlorodifluoromethane	ND	5.0		µg/L	1	5/6/06 5:25:00 PM
Chloromethane	ND	5.0		µg/L	1	5/6/06 5:25:00 PM
Vinyl chloride	ND	2.0		µg/L	1	5/6/06 5:25:00 PM
Chloroethane	ND	5.0		µg/L	1	5/6/06 5:25:00 PM
Bromomethane	ND	2.0		µg/L	1	5/6/06 5:25:00 PM
Trichlorofluoromethane	ND	2.0		µg/L	1	5/6/06 5:25:00 PM
Diethyl ether	ND	5.0		µg/L	1	5/6/06 5:25:00 PM
Acetone	ND	10		µg/L	1	5/6/06 5:25:00 PM
1,1-Dichloroethene	ND	1.0		µg/L	1	5/6/06 5:25:00 PM
Carbon disulfide	ND	2.0		µg/L	1	5/6/06 5:25:00 PM
Methylene chloride	ND	5.0		µg/L	1	5/6/06 5:25:00 PM
Methyl tert-butyl ether	ND	2.0		µg/L	1	5/6/06 5:25:00 PM
trans-1,2-Dichloroethene	ND	2.0		µg/L	1	5/6/06 5:25:00 PM
1,1-Dichloroethane	ND	2.0		µg/L	1	5/6/06 5:25:00 PM
2-Butanone	ND	10		µg/L	1	5/6/06 5:25:00 PM
2,2-Dichloropropane	ND	2.0		µg/L	1	5/6/06 5:25:00 PM
cis-1,2-Dichloroethene	5.9	2.0		µg/L	1	5/6/06 5:25:00 PM
Chloroform	ND	2.0		µg/L	1	5/6/06 5:25:00 PM
Tetrahydrofuran	ND	10		µg/L	1	5/6/06 5:25:00 PM
Bromochloromethane	ND	2.0		µg/L	1	5/6/06 5:25:00 PM
1,1,1-Trichloroethane	ND	2.0		µg/L	1	5/6/06 5:25:00 PM
1,1-Dichloropropene	ND	2.0		µg/L	1	5/6/06 5:25:00 PM
Carbon tetrachloride	ND	2.0		µg/L	1	5/6/06 5:25:00 PM
1,2-Dichloroethane	ND	2.0		µg/L	1	5/6/06 5:25:00 PM
Benzene	ND	1.0		µg/L	1	5/6/06 5:25:00 PM
Trichloroethene	6.0	2.0		µg/L	1	5/6/06 5:25:00 PM
1,2-Dichloropropane	ND	2.0		µg/L	1	5/6/06 5:25:00 PM
Bromodichloromethane	ND	2.0		µg/L	1	5/6/06 5:25:00 PM
Dibromomethane	ND	2.0		µg/L	1	5/6/06 5:25:00 PM
4-Methyl-2-pentanone	ND	10		µg/L	1	5/6/06 5:25:00 PM
cis-1,3-Dichloropropene	ND	1.0		µg/L	1	5/6/06 5:25:00 PM
Toluene	ND	2.0		µg/L	1	5/6/06 5:25:00 PM
trans-1,3-Dichloropropene	ND	1.0		µg/L	1	5/6/06 5:25:00 PM
1,1,2-Trichloroethane	ND	2.0		µg/L	1	5/6/06 5:25:00 PM
1,2-Dibromoethane	ND	2.0		µg/L	1	5/6/06 5:25:00 PM
2-Hexanone	ND	10		µg/L	1	5/6/06 5:25:00 PM
1,3-Dichloropropane	ND	2.0		µg/L	1	5/6/06 5:25:00 PM
Tetrachloroethene	80	2.0		µg/L	1	5/6/06 5:25:00 PM
Dibromochloromethane	ND	2.0		µg/L	1	5/6/06 5:25:00 PM

AMRO Environmental Laboratories Corp.

Date: 17-May-06

CLIENT: SHAW E & I, Inc.
Lab Order: 0605030
Project: 101960 Textron
Lab ID: 0605030-10A

Client Sample ID: MW-101D
Collection Date: 5/3/06 11:30:00 AM
Matrix: GROUNDWATER

Analyses	Result	RL	Qual	Units	DF	Date Analyzed
Chlorobenzene	ND	2.0		µg/L	1	5/6/06 5:25:00 PM
1,1,1,2-Tetrachloroethane	ND	2.0		µg/L	1	5/6/06 5:25:00 PM
Ethylbenzene	ND	2.0		µg/L	1	5/6/06 5:25:00 PM
m,p-Xylene	ND	2.0		µg/L	1	5/6/06 5:25:00 PM
o-Xylene	ND	2.0		µg/L	1	5/6/06 5:25:00 PM
Styrene	ND	2.0		µg/L	1	5/6/06 5:25:00 PM
Bromoform	ND	2.0		µg/L	1	5/6/06 5:25:00 PM
Isopropylbenzene	ND	2.0		µg/L	1	5/6/06 5:25:00 PM
1,1,2,2-Tetrachloroethane	ND	2.0		µg/L	1	5/6/06 5:25:00 PM
1,2,3-Trichloropropane	ND	2.0		µg/L	1	5/6/06 5:25:00 PM
Bromobenzene	ND	2.0		µg/L	1	5/6/06 5:25:00 PM
n-Propylbenzene	ND	2.0		µg/L	1	5/6/06 5:25:00 PM
2-Chlorotoluene	ND	2.0		µg/L	1	5/6/06 5:25:00 PM
4-Chlorotoluene	ND	2.0		µg/L	1	5/6/06 5:25:00 PM
1,3,5-Trimethylbenzene	ND	2.0		µg/L	1	5/6/06 5:25:00 PM
tert-Butylbenzene	ND	2.0		µg/L	1	5/6/06 5:25:00 PM
1,2,4-Trimethylbenzene	ND	2.0		µg/L	1	5/6/06 5:25:00 PM
sec-Butylbenzene	ND	2.0		µg/L	1	5/6/06 5:25:00 PM
4-Isopropyltoluene	ND	2.0		µg/L	1	5/6/06 5:25:00 PM
1,3-Dichlorobenzene	ND	2.0		µg/L	1	5/6/06 5:25:00 PM
1,4-Dichlorobenzene	ND	2.0		µg/L	1	5/6/06 5:25:00 PM
n-Butylbenzene	ND	2.0		µg/L	1	5/6/06 5:25:00 PM
1,2-Dichlorobenzene	ND	2.0		µg/L	1	5/6/06 5:25:00 PM
1,2-Dibromo-3-chloropropane	ND	5.0		µg/L	1	5/6/06 5:25:00 PM
1,2,4-Trichlorobenzene	ND	2.0		µg/L	1	5/6/06 5:25:00 PM
Hexachlorobutadiene	ND	2.0		µg/L	1	5/6/06 5:25:00 PM
Naphthalene	ND	5.0		µg/L	1	5/6/06 5:25:00 PM
1,2,3-Trichlorobenzene	ND	2.0		µg/L	1	5/6/06 5:25:00 PM
Surr: Dibromofluoromethane	101	85-116		%REC	1	5/6/06 5:25:00 PM
Surr: 1,2-Dichloroethane-d4	101	77-127		%REC	1	5/6/06 5:25:00 PM
Surr: Toluene-d8	95.8	86-114		%REC	1	5/6/06 5:25:00 PM
Surr: 4-Bromofluorobenzene	95.0	79-117		%REC	1	5/6/06 5:25:00 PM

AMRO Environmental Laboratories Corp.

Date: 17-May-06

CLIENT: SHAW E & I, Inc.
Lab Order: 0605030
Project: 101960 Textron
Lab ID: 0605030-11A

Client Sample ID: MW-201S
Collection Date: 5/3/06 12:00:00 PM
Matrix: GROUNDWATER

Analyses	Result	RL	Qual	Units	DF	Date Analyzed
EPA 8260 VOLATILES BY GC/MS		SW8260B				Analyst: SK
Dichlorodifluoromethane	ND	5.0		µg/L	1	5/8/06 8:57:00 PM
Chloromethane	ND	5.0		µg/L	1	5/8/06 8:57:00 PM
Vinyl chloride	ND	2.0		µg/L	1	5/8/06 8:57:00 PM
Chloroethane	ND	5.0		µg/L	1	5/8/06 8:57:00 PM
Bromomethane	ND	2.0		µg/L	1	5/8/06 8:57:00 PM
Trichlorofluoromethane	ND	2.0		µg/L	1	5/8/06 8:57:00 PM
Diethyl ether	ND	5.0		µg/L	1	5/8/06 8:57:00 PM
Acetone	ND	10		µg/L	1	5/8/06 8:57:00 PM
1,1-Dichloroethene	ND	1.0		µg/L	1	5/8/06 8:57:00 PM
Carbon disulfide	ND	2.0		µg/L	1	5/8/06 8:57:00 PM
Methylene chloride	ND	5.0		µg/L	1	5/8/06 8:57:00 PM
Methyl tert-butyl ether	7.3	2.0		µg/L	1	5/8/06 8:57:00 PM
trans-1,2-Dichloroethene	ND	2.0		µg/L	1	5/8/06 8:57:00 PM
1,1-Dichloroethane	ND	2.0		µg/L	1	5/8/06 8:57:00 PM
2-Butanone	ND	10		µg/L	1	5/8/06 8:57:00 PM
2,2-Dichloropropane	ND	2.0		µg/L	1	5/8/06 8:57:00 PM
cis-1,2-Dichloroethene	ND	2.0		µg/L	1	5/8/06 8:57:00 PM
Chloroform	ND	2.0		µg/L	1	5/8/06 8:57:00 PM
Tetrahydrofuran	ND	10		µg/L	1	5/8/06 8:57:00 PM
Bromochloromethane	ND	2.0		µg/L	1	5/8/06 8:57:00 PM
1,1,1-Trichloroethane	8.2	2.0		µg/L	1	5/8/06 8:57:00 PM
1,1-Dichloropropene	ND	2.0		µg/L	1	5/8/06 8:57:00 PM
Carbon tetrachloride	ND	2.0		µg/L	1	5/8/06 8:57:00 PM
1,2-Dichloroethane	ND	2.0		µg/L	1	5/8/06 8:57:00 PM
Benzene	ND	1.0		µg/L	1	5/8/06 8:57:00 PM
Trichloroethene	160	2.0		µg/L	1	5/8/06 8:57:00 PM
1,2-Dichloropropane	ND	2.0		µg/L	1	5/8/06 8:57:00 PM
Bromodichloromethane	ND	2.0		µg/L	1	5/8/06 8:57:00 PM
Dibromomethane	ND	2.0		µg/L	1	5/8/06 8:57:00 PM
4-Methyl-2-pentanone	ND	10		µg/L	1	5/8/06 8:57:00 PM
cis-1,3-Dichloropropene	ND	1.0		µg/L	1	5/8/06 8:57:00 PM
Toluene	ND	2.0		µg/L	1	5/8/06 8:57:00 PM
trans-1,3-Dichloropropene	ND	1.0		µg/L	1	5/8/06 8:57:00 PM
1,1,2-Trichloroethane	ND	2.0		µg/L	1	5/8/06 8:57:00 PM
1,2-Dibromoethane	ND	2.0		µg/L	1	5/8/06 8:57:00 PM
2-Hexanone	ND	10		µg/L	1	5/8/06 8:57:00 PM
1,3-Dichloropropane	ND	2.0		µg/L	1	5/8/06 8:57:00 PM
Tetrachloroethene	1,200	200		µg/L	100	5/6/06 10:39:00 PM
Dibromochloromethane	ND	2.0		µg/L	1	5/8/06 8:57:00 PM

AMRO Environmental Laboratories Corp.

Date: 17-May-06

CLIENT: SHAW E & I, Inc.
Lab Order: 0605030
Project: 101960 Textron
Lab ID: 0605030-11A

Client Sample ID: MW-201S
Collection Date: 5/3/06 12:00:00 PM
Matrix: GROUNDWATER

Analyses	Result	RL	Qual	Units	DF	Date Analyzed
Chlorobenzene	ND	2.0		µg/L	1	5/8/06 8:57:00 PM
1,1,1,2-Tetrachloroethane	ND	2.0		µg/L	1	5/8/06 8:57:00 PM
Ethylbenzene	ND	2.0		µg/L	1	5/8/06 8:57:00 PM
m,p-Xylene	ND	2.0		µg/L	1	5/8/06 8:57:00 PM
o-Xylene	ND	2.0		µg/L	1	5/8/06 8:57:00 PM
Styrene	ND	2.0		µg/L	1	5/8/06 8:57:00 PM
Bromoform	ND	2.0		µg/L	1	5/8/06 8:57:00 PM
Isopropylbenzene	ND	2.0		µg/L	1	5/8/06 8:57:00 PM
1,1,2,2-Tetrachloroethane	ND	2.0		µg/L	1	5/8/06 8:57:00 PM
1,2,3-Trichloropropane	ND	2.0		µg/L	1	5/8/06 8:57:00 PM
Bromobenzene	ND	2.0		µg/L	1	5/8/06 8:57:00 PM
n-Propylbenzene	ND	2.0		µg/L	1	5/8/06 8:57:00 PM
2-Chlorotoluene	ND	2.0		µg/L	1	5/8/06 8:57:00 PM
4-Chlorotoluene	ND	2.0		µg/L	1	5/8/06 8:57:00 PM
1,3,5-Trimethylbenzene	ND	2.0		µg/L	1	5/8/06 8:57:00 PM
tert-Butylbenzene	ND	2.0		µg/L	1	5/8/06 8:57:00 PM
1,2,4-Trimethylbenzene	ND	2.0		µg/L	1	5/8/06 8:57:00 PM
sec-Butylbenzene	ND	2.0		µg/L	1	5/8/06 8:57:00 PM
4-Isopropyltoluene	ND	2.0		µg/L	1	5/8/06 8:57:00 PM
1,3-Dichlorobenzene	ND	2.0		µg/L	1	5/8/06 8:57:00 PM
1,4-Dichlorobenzene	ND	2.0		µg/L	1	5/8/06 8:57:00 PM
n-Butylbenzene	ND	2.0		µg/L	1	5/8/06 8:57:00 PM
1,2-Dichlorobenzene	ND	2.0		µg/L	1	5/8/06 8:57:00 PM
1,2-Dibromo-3-chloropropane	ND	5.0		µg/L	1	5/8/06 8:57:00 PM
1,2,4-Trichlorobenzene	ND	2.0		µg/L	1	5/8/06 8:57:00 PM
Hexachlorobutadiene	ND	2.0		µg/L	1	5/8/06 8:57:00 PM
Naphthalene	ND	5.0		µg/L	1	5/8/06 8:57:00 PM
1,2,3-Trichlorobenzene	ND	2.0		µg/L	1	5/8/06 8:57:00 PM
Surr: Dibromofluoromethane	104	85-116		%REC	1	5/8/06 8:57:00 PM
Surr: 1,2-Dichloroethane-d4	103	77-127		%REC	1	5/8/06 8:57:00 PM
Surr: Toluene-d8	101	86-114		%REC	1	5/8/06 8:57:00 PM
Surr: 4-Bromofluorobenzene	93.0	79-117		%REC	1	5/8/06 8:57:00 PM

AMRO Environmental Laboratories Corp.

Date: 17-May-06

CLIENT: SHAW E & I, Inc.
Lab Order: 0605030
Project: 101960 Textron
Lab ID: 0605030-12A

Client Sample ID: MW-201D
Collection Date: 5/3/06 12:30:00 PM
Matrix: GROUNDWATER

Analyses	Result	RL	Qual	Units	DF	Date Analyzed
EPA 8260 VOLATILES BY GC/MS		SW8260B		Analyst: SK		
Dichlorodifluoromethane	ND	5.0		µg/L	1	5/8/06 9:32:00 PM
Chloromethane	ND	5.0		µg/L	1	5/8/06 9:32:00 PM
Vinyl chloride	ND	2.0		µg/L	1	5/8/06 9:32:00 PM
Chloroethane	ND	5.0		µg/L	1	5/8/06 9:32:00 PM
Bromomethane	ND	2.0		µg/L	1	5/8/06 9:32:00 PM
Trichlorofluoromethane	ND	2.0		µg/L	1	5/8/06 9:32:00 PM
Diethyl ether	ND	5.0		µg/L	1	5/8/06 9:32:00 PM
Acetone	ND	10		µg/L	1	5/8/06 9:32:00 PM
1,1-Dichloroethene	9.6	1.0		µg/L	1	5/8/06 9:32:00 PM
Carbon disulfide	ND	2.0		µg/L	1	5/8/06 9:32:00 PM
Methylene chloride	ND	5.0		µg/L	1	5/8/06 9:32:00 PM
Methyl tert-butyl ether	ND	2.0		µg/L	1	5/8/06 9:32:00 PM
trans-1,2-Dichloroethene	ND	2.0		µg/L	1	5/8/06 9:32:00 PM
1,1-Dichloroethane	3.7	2.0		µg/L	1	5/8/06 9:32:00 PM
2-Butanone	ND	10		µg/L	1	5/8/06 9:32:00 PM
2,2-Dichloropropane	ND	2.0		µg/L	1	5/8/06 9:32:00 PM
cis-1,2-Dichloroethene	26	2.0		µg/L	1	5/8/06 9:32:00 PM
Chloroform	ND	2.0		µg/L	1	5/8/06 9:32:00 PM
Tetrahydrofuran	ND	10		µg/L	1	5/8/06 9:32:00 PM
Bromochloromethane	ND	2.0		µg/L	1	5/8/06 9:32:00 PM
1,1,1-Trichloroethane	ND	2.0		µg/L	1	5/8/06 9:32:00 PM
1,1-Dichloropropene	ND	2.0		µg/L	1	5/8/06 9:32:00 PM
Carbon tetrachloride	ND	2.0		µg/L	1	5/8/06 9:32:00 PM
1,2-Dichloroethane	ND	2.0		µg/L	1	5/8/06 9:32:00 PM
Benzene	ND	1.0		µg/L	1	5/8/06 9:32:00 PM
Trichloroethene	350	200		µg/L	100	5/6/06 11:14:00 PM
1,2-Dichloropropane	ND	2.0		µg/L	1	5/8/06 9:32:00 PM
Bromodichloromethane	ND	2.0		µg/L	1	5/8/06 9:32:00 PM
Dibromomethane	ND	2.0		µg/L	1	5/8/06 9:32:00 PM
4-Methyl-2-pentanone	ND	10		µg/L	1	5/8/06 9:32:00 PM
cis-1,3-Dichloropropene	ND	1.0		µg/L	1	5/8/06 9:32:00 PM
Toluene	ND	2.0		µg/L	1	5/8/06 9:32:00 PM
trans-1,3-Dichloropropene	ND	1.0		µg/L	1	5/8/06 9:32:00 PM
1,1,2-Trichloroethane	2.2	2.0		µg/L	1	5/8/06 9:32:00 PM
1,2-Dibromoethane	ND	2.0		µg/L	1	5/8/06 9:32:00 PM
2-Hexanone	ND	10		µg/L	1	5/8/06 9:32:00 PM
1,3-Dichloropropane	ND	2.0		µg/L	1	5/8/06 9:32:00 PM
Tetrachloroethene	3,300	200		µg/L	100	5/6/06 11:14:00 PM
Dibromochloromethane	ND	2.0		µg/L	1	5/8/06 9:32:00 PM

AMRO Environmental Laboratories Corp.

Date: 17-May-06

CLIENT: SHAW E & I, Inc.
Lab Order: 0605030
Project: 101960 Textron
Lab ID: 0605030-12A

Client Sample ID: MW-201D
Collection Date: 5/3/06 12:30:00 PM
Matrix: GROUNDWATER

Analyses	Result	RL	Qual	Units	DF	Date Analyzed
Chlorobenzene	ND	2.0		µg/L	1	5/8/06 9:32:00 PM
1,1,1,2-Tetrachloroethane	ND	2.0		µg/L	1	5/8/06 9:32:00 PM
Ethylbenzene	ND	2.0		µg/L	1	5/8/06 9:32:00 PM
m,p-Xylene	ND	2.0		µg/L	1	5/8/06 9:32:00 PM
o-Xylene	ND	2.0		µg/L	1	5/8/06 9:32:00 PM
Styrene	ND	2.0		µg/L	1	5/8/06 9:32:00 PM
Bromoform	ND	2.0		µg/L	1	5/8/06 9:32:00 PM
Isopropylbenzene	ND	2.0		µg/L	1	5/8/06 9:32:00 PM
1,1,1,2-Tetrachloroethane	ND	2.0		µg/L	1	5/8/06 9:32:00 PM
1,2,3-Trichloropropane	ND	2.0		µg/L	1	5/8/06 9:32:00 PM
Bromobenzene	ND	2.0		µg/L	1	5/8/06 9:32:00 PM
n-Propylbenzene	ND	2.0		µg/L	1	5/8/06 9:32:00 PM
2-Chlorotoluene	ND	2.0		µg/L	1	5/8/06 9:32:00 PM
4-Chlorotoluene	ND	2.0		µg/L	1	5/8/06 9:32:00 PM
1,3,5-Trimethylbenzene	ND	2.0		µg/L	1	5/8/06 9:32:00 PM
tert-Butylbenzene	ND	2.0		µg/L	1	5/8/06 9:32:00 PM
1,2,4-Trimethylbenzene	ND	2.0		µg/L	1	5/8/06 9:32:00 PM
sec-Butylbenzene	ND	2.0		µg/L	1	5/8/06 9:32:00 PM
4-Isopropyltoluene	ND	2.0		µg/L	1	5/8/06 9:32:00 PM
1,3-Dichlorobenzene	ND	2.0		µg/L	1	5/8/06 9:32:00 PM
1,4-Dichlorobenzene	ND	2.0		µg/L	1	5/8/06 9:32:00 PM
n-Butylbenzene	ND	2.0		µg/L	1	5/8/06 9:32:00 PM
1,2-Dichlorobenzene	ND	2.0		µg/L	1	5/8/06 9:32:00 PM
1,2-Dibromo-3-chloropropane	ND	5.0		µg/L	1	5/8/06 9:32:00 PM
1,2,4-Trichlorobenzene	ND	2.0		µg/L	1	5/8/06 9:32:00 PM
Hexachlorobutadiene	ND	2.0		µg/L	1	5/8/06 9:32:00 PM
Naphthalene	ND	5.0		µg/L	1	5/8/06 9:32:00 PM
1,2,3-Trichlorobenzene	ND	2.0		µg/L	1	5/8/06 9:32:00 PM
Surr: Dibromofluoromethane	102	85-116		%REC	1	5/8/06 9:32:00 PM
Surr: 1,2-Dichloroethane-d4	101	77-127		%REC	1	5/8/06 9:32:00 PM
Surr: Toluene-d8	98.5	86-114		%REC	1	5/8/06 9:32:00 PM
Surr: 4-Bromofluorobenzene	89.6	79-117		%REC	1	5/8/06 9:32:00 PM

AMRO Environmental Laboratories Corp.

Date: 17-May-06

CLIENT: SHAW E & I, Inc.
Lab Order: 0605030
Project: 101960 Textron
Lab ID: 0605030-13A

Client Sample ID: MW-203S
Collection Date: 5/3/06 1:00:00 PM
Matrix: GROUNDWATER

Analyses	Result	RL	Qual	Units	DF	Date Analyzed
EPA 8260 VOLATILES BY GC/MS		SW8260B		Analyst: SK		
Dichlorodifluoromethane	ND	5.0		µg/L	1	5/8/06 7:48:00 PM
Chloromethane	ND	5.0		µg/L	1	5/8/06 7:48:00 PM
Vinyl chloride	ND	2.0		µg/L	1	5/8/06 7:48:00 PM
Chloroethane	ND	5.0		µg/L	1	5/8/06 7:48:00 PM
Bromomethane	ND	2.0		µg/L	1	5/8/06 7:48:00 PM
Trichlorofluoromethane	ND	2.0		µg/L	1	5/8/06 7:48:00 PM
Diethyl ether	ND	5.0		µg/L	1	5/8/06 7:48:00 PM
Acetone	ND	10		µg/L	1	5/8/06 7:48:00 PM
1,1-Dichloroethene	ND	1.0		µg/L	1	5/8/06 7:48:00 PM
Carbon disulfide	ND	2.0		µg/L	1	5/8/06 7:48:00 PM
Methylene chloride	ND	5.0		µg/L	1	5/8/06 7:48:00 PM
Methyl tert-butyl ether	5.2	2.0		µg/L	1	5/8/06 7:48:00 PM
trans-1,2-Dichloroethene	ND	2.0		µg/L	1	5/8/06 7:48:00 PM
1,1-Dichloroethane	ND	2.0		µg/L	1	5/8/06 7:48:00 PM
2-Butanone	ND	10		µg/L	1	5/8/06 7:48:00 PM
2,2-Dichloropropane	ND	2.0		µg/L	1	5/8/06 7:48:00 PM
cis-1,2-Dichloroethene	ND	2.0		µg/L	1	5/8/06 7:48:00 PM
Chloroform	ND	2.0		µg/L	1	5/8/06 7:48:00 PM
Tetrahydrofuran	ND	10		µg/L	1	5/8/06 7:48:00 PM
Bromochloromethane	ND	2.0		µg/L	1	5/8/06 7:48:00 PM
1,1,1-Trichloroethane	4.1	2.0		µg/L	1	5/8/06 7:48:00 PM
1,1-Dichloropropene	ND	2.0		µg/L	1	5/8/06 7:48:00 PM
Carbon tetrachloride	ND	2.0		µg/L	1	5/8/06 7:48:00 PM
1,2-Dichloroethane	ND	2.0		µg/L	1	5/8/06 7:48:00 PM
Benzene	ND	1.0		µg/L	1	5/8/06 7:48:00 PM
Trichloroethene	120	2.0		µg/L	1	5/8/06 7:48:00 PM
1,2-Dichloropropane	ND	2.0		µg/L	1	5/8/06 7:48:00 PM
Bromodichloromethane	ND	2.0		µg/L	1	5/8/06 7:48:00 PM
Dibromomethane	ND	2.0		µg/L	1	5/8/06 7:48:00 PM
4-Methyl-2-pentanone	ND	10		µg/L	1	5/8/06 7:48:00 PM
cis-1,3-Dichloropropene	ND	1.0		µg/L	1	5/8/06 7:48:00 PM
Toluene	ND	2.0		µg/L	1	5/8/06 7:48:00 PM
trans-1,3-Dichloropropene	ND	1.0		µg/L	1	5/8/06 7:48:00 PM
1,1,2-Trichloroethane	ND	2.0		µg/L	1	5/8/06 7:48:00 PM
1,2-Dibromoethane	ND	2.0		µg/L	1	5/8/06 7:48:00 PM
2-Hexanone	ND	10		µg/L	1	5/8/06 7:48:00 PM
1,3-Dichloropropane	ND	2.0		µg/L	1	5/8/06 7:48:00 PM
Tetrachloroethene	44	2.0		µg/L	1	5/8/06 7:48:00 PM
Dibromochloromethane	ND	2.0		µg/L	1	5/8/06 7:48:00 PM

AMRO Environmental Laboratories Corp.

Date: 17-May-06

CLIENT: SHAW E & I, Inc.
Lab Order: 0605030
Project: 101960 Textron
Lab ID: 0605030-13A

Client Sample ID: MW-203S
Collection Date: 5/3/06 1:00:00 PM
Matrix: GROUNDWATER

Analyses	Result	RL	Qual	Units	DF	Date Analyzed
Chlorobenzene	ND	2.0		µg/L	1	5/8/06 7:48:00 PM
1,1,1,2-Tetrachloroethane	ND	2.0		µg/L	1	5/8/06 7:48:00 PM
Ethylbenzene	ND	2.0		µg/L	1	5/8/06 7:48:00 PM
m,p-Xylene	ND	2.0		µg/L	1	5/8/06 7:48:00 PM
o-Xylene	ND	2.0		µg/L	1	5/8/06 7:48:00 PM
Styrene	ND	2.0		µg/L	1	5/8/06 7:48:00 PM
Bromoform	ND	2.0		µg/L	1	5/8/06 7:48:00 PM
Isopropylbenzene	ND	2.0		µg/L	1	5/8/06 7:48:00 PM
1,1,2,2-Tetrachloroethane	ND	2.0		µg/L	1	5/8/06 7:48:00 PM
1,2,3-Trichloropropane	ND	2.0		µg/L	1	5/8/06 7:48:00 PM
Bromobenzene	ND	2.0		µg/L	1	5/8/06 7:48:00 PM
n-Propylbenzene	ND	2.0		µg/L	1	5/8/06 7:48:00 PM
2-Chlorotoluene	ND	2.0		µg/L	1	5/8/06 7:48:00 PM
4-Chlorotoluene	ND	2.0		µg/L	1	5/8/06 7:48:00 PM
1,3,5-Trimethylbenzene	ND	2.0		µg/L	1	5/8/06 7:48:00 PM
tert-Butylbenzene	ND	2.0		µg/L	1	5/8/06 7:48:00 PM
1,2,4-Trimethylbenzene	ND	2.0		µg/L	1	5/8/06 7:48:00 PM
sec-Butylbenzene	ND	2.0		µg/L	1	5/8/06 7:48:00 PM
4-Isopropyltoluene	ND	2.0		µg/L	1	5/8/06 7:48:00 PM
1,3-Dichlorobenzene	ND	2.0		µg/L	1	5/8/06 7:48:00 PM
1,4-Dichlorobenzene	ND	2.0		µg/L	1	5/8/06 7:48:00 PM
n-Butylbenzene	ND	2.0		µg/L	1	5/8/06 7:48:00 PM
1,2-Dichlorobenzene	ND	2.0		µg/L	1	5/8/06 7:48:00 PM
1,2-Dibromo-3-chloropropane	ND	5.0		µg/L	1	5/8/06 7:48:00 PM
1,2,4-Trichlorobenzene	ND	2.0		µg/L	1	5/8/06 7:48:00 PM
Hexachlorobutadiene	ND	2.0		µg/L	1	5/8/06 7:48:00 PM
Naphthalene	ND	5.0		µg/L	1	5/8/06 7:48:00 PM
1,2,3-Trichlorobenzene	ND	2.0		µg/L	1	5/8/06 7:48:00 PM
Surr: Dibromofluoromethane	106	85-116		%REC	1	5/8/06 7:48:00 PM
Surr: 1,2-Dichloroethane-d4	104	77-127		%REC	1	5/8/06 7:48:00 PM
Surr: Toluene-d8	101	86-114		%REC	1	5/8/06 7:48:00 PM
Surr: 4-Bromofluorobenzene	90.9	79-117		%REC	1	5/8/06 7:48:00 PM

AMRO Environmental Laboratories Corp.

Date: 17-May-06

CLIENT: SHAW E & I, Inc.
Lab Order: 0605030
Project: 101960 Textron
Lab ID: 0605030-14A

Client Sample ID: MW-203D
Collection Date: 5/3/06 1:30:00 PM
Matrix: GROUNDWATER

Analyses	Result	RL	Qual	Units	DF	Date Analyzed
EPA 8260 VOLATILES BY GC/MS		SW8260B			Analyst: SK	
Dichlorodifluoromethane	ND	5.0		µg/L	1	5/8/06 8:22:00 PM
Chloromethane	ND	5.0		µg/L	1	5/8/06 8:22:00 PM
Vinyl chloride	ND	2.0		µg/L	1	5/8/06 8:22:00 PM
Chloroethane	ND	5.0		µg/L	1	5/8/06 8:22:00 PM
Bromomethane	ND	2.0		µg/L	1	5/8/06 8:22:00 PM
Trichlorofluoromethane	ND	2.0		µg/L	1	5/8/06 8:22:00 PM
Diethyl ether	ND	5.0		µg/L	1	5/8/06 8:22:00 PM
Acetone	ND	10		µg/L	1	5/8/06 8:22:00 PM
1,1-Dichloroethene	ND	1.0		µg/L	1	5/8/06 8:22:00 PM
Carbon disulfide	ND	2.0		µg/L	1	5/8/06 8:22:00 PM
Methylene chloride	ND	5.0		µg/L	1	5/8/06 8:22:00 PM
Methyl tert-butyl ether	10	2.0		µg/L	1	5/8/06 8:22:00 PM
trans-1,2-Dichloroethene	ND	2.0		µg/L	1	5/8/06 8:22:00 PM
1,1-Dichloroethane	ND	2.0		µg/L	1	5/8/06 8:22:00 PM
2-Butanone	ND	10		µg/L	1	5/8/06 8:22:00 PM
2,2-Dichloropropane	ND	2.0		µg/L	1	5/8/06 8:22:00 PM
cis-1,2-Dichloroethene	ND	2.0		µg/L	1	5/8/06 8:22:00 PM
Chloroform	ND	2.0		µg/L	1	5/8/06 8:22:00 PM
Tetrahydrofuran	ND	10		µg/L	1	5/8/06 8:22:00 PM
Bromochloromethane	ND	2.0		µg/L	1	5/8/06 8:22:00 PM
1,1,1-Trichloroethane	ND	2.0		µg/L	1	5/8/06 8:22:00 PM
1,1-Dichloropropene	ND	2.0		µg/L	1	5/8/06 8:22:00 PM
Carbon tetrachloride	ND	2.0		µg/L	1	5/8/06 8:22:00 PM
1,2-Dichloroethane	ND	2.0		µg/L	1	5/8/06 8:22:00 PM
Benzene	ND	1.0		µg/L	1	5/8/06 8:22:00 PM
Trichloroethene	66	2.0		µg/L	1	5/8/06 8:22:00 PM
1,2-Dichloropropane	ND	2.0		µg/L	1	5/8/06 8:22:00 PM
Bromodichloromethane	ND	2.0		µg/L	1	5/8/06 8:22:00 PM
Dibromomethane	ND	2.0		µg/L	1	5/8/06 8:22:00 PM
4-Methyl-2-pentanone	ND	10		µg/L	1	5/8/06 8:22:00 PM
cis-1,3-Dichloropropene	ND	1.0		µg/L	1	5/8/06 8:22:00 PM
Toluene	ND	2.0		µg/L	1	5/8/06 8:22:00 PM
trans-1,3-Dichloropropene	ND	1.0		µg/L	1	5/8/06 8:22:00 PM
1,1,2-Trichloroethane	ND	2.0		µg/L	1	5/8/06 8:22:00 PM
1,2-Dibromoethane	ND	2.0		µg/L	1	5/8/06 8:22:00 PM
2-Hexanone	ND	10		µg/L	1	5/8/06 8:22:00 PM
1,3-Dichloropropane	ND	2.0		µg/L	1	5/8/06 8:22:00 PM
Tetrachloroethene	280	2.0		µg/L	1	5/8/06 8:22:00 PM
Dibromochloromethane	ND	2.0		µg/L	1	5/8/06 8:22:00 PM

AMRO Environmental Laboratories Corp.

Date: 17-May-06

CLIENT: SHAW E & I, Inc.
Lab Order: 0605030
Project: 101960 Textron
Lab ID: 0605030-14A

Client Sample ID: MW-203D
Collection Date: 5/3/06 1:30:00 PM
Matrix: GROUNDWATER

Analyses	Result	RL	Qual	Units	DF	Date Analyzed
Chlorobenzene	ND	2.0		µg/L	1	5/8/06 8:22:00 PM
1,1,1,2-Tetrachloroethane	ND	2.0		µg/L	1	5/8/06 8:22:00 PM
Ethylbenzene	ND	2.0		µg/L	1	5/8/06 8:22:00 PM
m,p-Xylene	ND	2.0		µg/L	1	5/8/06 8:22:00 PM
o-Xylene	ND	2.0		µg/L	1	5/8/06 8:22:00 PM
Styrene	ND	2.0		µg/L	1	5/8/06 8:22:00 PM
Bromoform	ND	2.0		µg/L	1	5/8/06 8:22:00 PM
Isopropylbenzene	ND	2.0		µg/L	1	5/8/06 8:22:00 PM
1,1,2,2-Tetrachloroethane	ND	2.0		µg/L	1	5/8/06 8:22:00 PM
1,2,3-Trichloropropane	ND	2.0		µg/L	1	5/8/06 8:22:00 PM
Bromobenzene	ND	2.0		µg/L	1	5/8/06 8:22:00 PM
n-Propylbenzene	ND	2.0		µg/L	1	5/8/06 8:22:00 PM
2-Chlorotoluene	ND	2.0		µg/L	1	5/8/06 8:22:00 PM
4-Chlorotoluene	ND	2.0		µg/L	1	5/8/06 8:22:00 PM
1,3,5-Trimethylbenzene	ND	2.0		µg/L	1	5/8/06 8:22:00 PM
tert-Butylbenzene	ND	2.0		µg/L	1	5/8/06 8:22:00 PM
1,2,4-Trimethylbenzene	ND	2.0		µg/L	1	5/8/06 8:22:00 PM
sec-Butylbenzene	ND	2.0		µg/L	1	5/8/06 8:22:00 PM
4-Isopropyltoluene	ND	2.0		µg/L	1	5/8/06 8:22:00 PM
1,3-Dichlorobenzene	ND	2.0		µg/L	1	5/8/06 8:22:00 PM
1,4-Dichlorobenzene	ND	2.0		µg/L	1	5/8/06 8:22:00 PM
n-Butylbenzene	ND	2.0		µg/L	1	5/8/06 8:22:00 PM
1,2-Dichlorobenzene	ND	2.0		µg/L	1	5/8/06 8:22:00 PM
1,2-Dibromo-3-chloropropane	ND	5.0		µg/L	1	5/8/06 8:22:00 PM
1,2,4-Trichlorobenzene	ND	2.0		µg/L	1	5/8/06 8:22:00 PM
Hexachlorobutadiene	ND	2.0		µg/L	1	5/8/06 8:22:00 PM
Naphthalene	ND	5.0		µg/L	1	5/8/06 8:22:00 PM
1,2,3-Trichlorobenzene	ND	2.0		µg/L	1	5/8/06 8:22:00 PM
Surr: Dibromofluoromethane	103	85-116		%REC	1	5/8/06 8:22:00 PM
Surr: 1,2-Dichloroethane-d4	104	77-127		%REC	1	5/8/06 8:22:00 PM
Surr: Toluene-d8	97.9	86-114		%REC	1	5/8/06 8:22:00 PM
Surr: 4-Bromofluorobenzene	94.2	79-117		%REC	1	5/8/06 8:22:00 PM

AMRO Environmental Laboratories Corp.

Date: 17-May-06

CLIENT: SHAW E & I, Inc.
Lab Order: 0605030
Project: 101960 Textron
Lab ID: 0605030-15A

Client Sample ID: MW-209D
Collection Date: 5/3/06 2:00:00 PM
Matrix: GROUNDWATER

Analyses	Result	RL	Qual	Units	DF	Date Analyzed
EPA 8260 VOLATILES BY GC/MS		SW8260B		Analyst: KT		
Dichlorodifluoromethane	ND	5.0		µg/L	1	5/9/06 3:19:00 PM
Chloromethane	ND	5.0		µg/L	1	5/9/06 3:19:00 PM
Vinyl chloride	ND	2.0		µg/L	1	5/9/06 3:19:00 PM
Chloroethane	ND	5.0		µg/L	1	5/9/06 3:19:00 PM
Bromomethane	ND	2.0		µg/L	1	5/9/06 3:19:00 PM
Trichlorofluoromethane	ND	2.0		µg/L	1	5/9/06 3:19:00 PM
Diethyl ether	ND	5.0		µg/L	1	5/9/06 3:19:00 PM
Acetone	ND	10		µg/L	1	5/9/06 3:19:00 PM
1,1-Dichloroethene	1.1	1.0		µg/L	1	5/9/06 3:19:00 PM
Carbon disulfide	ND	2.0		µg/L	1	5/9/06 3:19:00 PM
Methylene chloride	ND	5.0		µg/L	1	5/9/06 3:19:00 PM
Methyl tert-butyl ether	ND	2.0		µg/L	1	5/9/06 3:19:00 PM
trans-1,2-Dichloroethene	ND	2.0		µg/L	1	5/9/06 3:19:00 PM
1,1-Dichloroethane	ND	2.0		µg/L	1	5/9/06 3:19:00 PM
2-Butanone	ND	10		µg/L	1	5/9/06 3:19:00 PM
2,2-Dichloropropane	ND	2.0		µg/L	1	5/9/06 3:19:00 PM
cis-1,2-Dichloroethene	2.9	2.0		µg/L	1	5/9/06 3:19:00 PM
Chloroform	ND	2.0		µg/L	1	5/9/06 3:19:00 PM
Tetrahydrofuran	ND	10		µg/L	1	5/9/06 3:19:00 PM
Bromochloromethane	ND	2.0		µg/L	1	5/9/06 3:19:00 PM
1,1,1-Trichloroethane	ND	2.0		µg/L	1	5/9/06 3:19:00 PM
1,1-Dichloropropene	ND	2.0		µg/L	1	5/9/06 3:19:00 PM
Carbon tetrachloride	ND	2.0		µg/L	1	5/9/06 3:19:00 PM
1,2-Dichloroethane	ND	2.0		µg/L	1	5/9/06 3:19:00 PM
Benzene	ND	1.0		µg/L	1	5/9/06 3:19:00 PM
Trichloroethene	37	2.0		µg/L	1	5/9/06 3:19:00 PM
1,2-Dichloropropane	ND	2.0		µg/L	1	5/9/06 3:19:00 PM
Bromodichloromethane	ND	2.0		µg/L	1	5/9/06 3:19:00 PM
Dibromomethane	ND	2.0		µg/L	1	5/9/06 3:19:00 PM
4-Methyl-2-pentanone	ND	10		µg/L	1	5/9/06 3:19:00 PM
cis-1,3-Dichloropropene	ND	1.0		µg/L	1	5/9/06 3:19:00 PM
Toluene	ND	2.0		µg/L	1	5/9/06 3:19:00 PM
trans-1,3-Dichloropropene	ND	1.0		µg/L	1	5/9/06 3:19:00 PM
1,1,2-Trichloroethane	ND	2.0		µg/L	1	5/9/06 3:19:00 PM
1,2-Dibromoethane	ND	2.0		µg/L	1	5/9/06 3:19:00 PM
2-Hexanone	ND	10		µg/L	1	5/9/06 3:19:00 PM
1,3-Dichloropropane	ND	2.0		µg/L	1	5/9/06 3:19:00 PM
Tetrachloroethene	500	20		µg/L	10	5/10/06 2:14:00 PM
Dibromochloromethane	ND	2.0		µg/L	1	5/9/06 3:19:00 PM

AMRO Environmental Laboratories Corp.

Date: 17-May-06

CLIENT: SHAW E & I, Inc.
Lab Order: 0605030
Project: 101960 Textron
Lab ID: 0605030-15A

Client Sample ID: MW-209D
Collection Date: 5/3/06 2:00:00 PM
Matrix: GROUNDWATER

Analyses	Result	RL	Qual	Units	DF	Date Analyzed
Chlorobenzene	ND	2.0		µg/L	1	5/9/06 3:19:00 PM
1,1,1,2-Tetrachloroethane	ND	2.0		µg/L	1	5/9/06 3:19:00 PM
Ethylbenzene	ND	2.0		µg/L	1	5/9/06 3:19:00 PM
m,p-Xylene	ND	2.0		µg/L	1	5/9/06 3:19:00 PM
o-Xylene	ND	2.0		µg/L	1	5/9/06 3:19:00 PM
Styrene	ND	2.0		µg/L	1	5/9/06 3:19:00 PM
Bromoform	ND	2.0		µg/L	1	5/9/06 3:19:00 PM
Isopropylbenzene	ND	2.0		µg/L	1	5/9/06 3:19:00 PM
1,1,2,2-Tetrachloroethane	ND	2.0		µg/L	1	5/9/06 3:19:00 PM
1,2,3-Trichloropropane	ND	2.0		µg/L	1	5/9/06 3:19:00 PM
Bromobenzene	ND	2.0		µg/L	1	5/9/06 3:19:00 PM
n-Propylbenzene	ND	2.0		µg/L	1	5/9/06 3:19:00 PM
2-Chlorotoluene	ND	2.0		µg/L	1	5/9/06 3:19:00 PM
4-Chlorotoluene	ND	2.0		µg/L	1	5/9/06 3:19:00 PM
1,3,5-Trimethylbenzene	ND	2.0		µg/L	1	5/9/06 3:19:00 PM
tert-Butylbenzene	ND	2.0		µg/L	1	5/9/06 3:19:00 PM
1,2,4-Trimethylbenzene	ND	2.0		µg/L	1	5/9/06 3:19:00 PM
sec-Butylbenzene	ND	2.0		µg/L	1	5/9/06 3:19:00 PM
4-Isopropyltoluene	ND	2.0		µg/L	1	5/9/06 3:19:00 PM
1,3-Dichlorobenzene	ND	2.0		µg/L	1	5/9/06 3:19:00 PM
1,4-Dichlorobenzene	ND	2.0		µg/L	1	5/9/06 3:19:00 PM
n-Butylbenzene	ND	2.0		µg/L	1	5/9/06 3:19:00 PM
1,2-Dichlorobenzene	ND	2.0		µg/L	1	5/9/06 3:19:00 PM
1,2-Dibromo-3-chloropropane	ND	5.0		µg/L	1	5/9/06 3:19:00 PM
1,2,4-Trichlorobenzene	ND	2.0		µg/L	1	5/9/06 3:19:00 PM
Hexachlorobutadiene	ND	2.0		µg/L	1	5/9/06 3:19:00 PM
Naphthalene	ND	5.0		µg/L	1	5/9/06 3:19:00 PM
1,2,3-Trichlorobenzene	ND	2.0		µg/L	1	5/9/06 3:19:00 PM
Surr: Dibromofluoromethane	99.0	85-116		%REC	1	5/9/06 3:19:00 PM
Surr: 1,2-Dichloroethane-d4	97.9	77-127		%REC	1	5/9/06 3:19:00 PM
Surr: Toluene-d8	97.4	86-114		%REC	1	5/9/06 3:19:00 PM
Surr: 4-Bromofluorobenzene	99.8	79-117		%REC	1	5/9/06 3:19:00 PM

AMRO Environmental Laboratories Corp.

Date: 17-May-06

CLIENT: SHAW E & I, Inc.
Lab Order: 0605030
Project: 101960 Textron
Lab ID: 0605030-16A

Client Sample ID: MW-112
Collection Date: 5/3/06 2:30:00 PM
Matrix: GROUNDWATER

Analyses	Result	RL	Qual	Units	DF	Date Analyzed
EPA 8260 VOLATILES BY GC/MS						
		SW8260B				Analyst: KT
Dichlorodifluoromethane	ND	5.0		µg/L	1	5/9/06 2:44:00 PM
Chloromethane	ND	5.0		µg/L	1	5/9/06 2:44:00 PM
Vinyl chloride	ND	2.0		µg/L	1	5/9/06 2:44:00 PM
Chloroethane	ND	5.0		µg/L	1	5/9/06 2:44:00 PM
Bromomethane	ND	2.0		µg/L	1	5/9/06 2:44:00 PM
Trichlorofluoromethane	ND	2.0		µg/L	1	5/9/06 2:44:00 PM
Diethyl ether	ND	5.0		µg/L	1	5/9/06 2:44:00 PM
Acetone	ND	10		µg/L	1	5/9/06 2:44:00 PM
1,1-Dichloroethene	ND	1.0		µg/L	1	5/9/06 2:44:00 PM
Carbon disulfide	ND	2.0		µg/L	1	5/9/06 2:44:00 PM
Methylene chloride	ND	5.0		µg/L	1	5/9/06 2:44:00 PM
Methyl tert-butyl ether	69	2.0		µg/L	1	5/9/06 2:44:00 PM
trans-1,2-Dichloroethene	ND	2.0		µg/L	1	5/9/06 2:44:00 PM
1,1-Dichloroethane	ND	2.0		µg/L	1	5/9/06 2:44:00 PM
2-Butanone	ND	10		µg/L	1	5/9/06 2:44:00 PM
2,2-Dichloropropane	ND	2.0		µg/L	1	5/9/06 2:44:00 PM
cis-1,2-Dichloroethene	ND	2.0		µg/L	1	5/9/06 2:44:00 PM
Chloroform	ND	2.0		µg/L	1	5/9/06 2:44:00 PM
Tetrahydrofuran	ND	10		µg/L	1	5/9/06 2:44:00 PM
Bromochloromethane	ND	2.0		µg/L	1	5/9/06 2:44:00 PM
1,1,1-Trichloroethane	ND	2.0		µg/L	1	5/9/06 2:44:00 PM
1,1-Dichloropropene	ND	2.0		µg/L	1	5/9/06 2:44:00 PM
Carbon tetrachloride	ND	2.0		µg/L	1	5/9/06 2:44:00 PM
1,2-Dichloroethane	ND	2.0		µg/L	1	5/9/06 2:44:00 PM
Benzene	ND	1.0		µg/L	1	5/9/06 2:44:00 PM
Trichloroethene	19	2.0		µg/L	1	5/9/06 2:44:00 PM
1,2-Dichloropropane	ND	2.0		µg/L	1	5/9/06 2:44:00 PM
Bromodichloromethane	ND	2.0		µg/L	1	5/9/06 2:44:00 PM
Dibromomethane	ND	2.0		µg/L	1	5/9/06 2:44:00 PM
4-Methyl-2-pentanone	ND	10		µg/L	1	5/9/06 2:44:00 PM
cis-1,3-Dichloropropene	ND	1.0		µg/L	1	5/9/06 2:44:00 PM
Toluene	ND	2.0		µg/L	1	5/9/06 2:44:00 PM
trans-1,3-Dichloropropene	ND	1.0		µg/L	1	5/9/06 2:44:00 PM
1,1,2-Trichloroethane	ND	2.0		µg/L	1	5/9/06 2:44:00 PM
1,2-Dibromoethane	ND	2.0		µg/L	1	5/9/06 2:44:00 PM
2-Hexanone	ND	10		µg/L	1	5/9/06 2:44:00 PM
1,3-Dichloropropane	ND	2.0		µg/L	1	5/9/06 2:44:00 PM
Tetrachloroethene	62	2.0		µg/L	1	5/9/06 2:44:00 PM
Dibromochloromethane	ND	2.0		µg/L	1	5/9/06 2:44:00 PM

AMRO Environmental Laboratories Corp.

Date: 17-May-06

CLIENT: SHAW E & I, Inc.
Lab Order: 0605030
Project: 101960 Textron
Lab ID: 0605030-16A

Client Sample ID: MW-112
Collection Date: 5/3/06 2:30:00 PM
Matrix: GROUNDWATER

Analyses	Result	RL	Qual	Units	DF	Date Analyzed
Chlorobenzene	ND	2.0		µg/L	1	5/9/06 2:44:00 PM
1,1,1,2-Tetrachloroethane	ND	2.0		µg/L	1	5/9/06 2:44:00 PM
Ethylbenzene	ND	2.0		µg/L	1	5/9/06 2:44:00 PM
m,p-Xylene	ND	2.0		µg/L	1	5/9/06 2:44:00 PM
o-Xylene	ND	2.0		µg/L	1	5/9/06 2:44:00 PM
Styrene	ND	2.0		µg/L	1	5/9/06 2:44:00 PM
Bromoform	ND	2.0		µg/L	1	5/9/06 2:44:00 PM
Isopropylbenzene	ND	2.0		µg/L	1	5/9/06 2:44:00 PM
1,1,2,2-Tetrachloroethane	ND	2.0		µg/L	1	5/9/06 2:44:00 PM
1,2,3-Trichloropropane	ND	2.0		µg/L	1	5/9/06 2:44:00 PM
Bromobenzene	ND	2.0		µg/L	1	5/9/06 2:44:00 PM
n-Propylbenzene	ND	2.0		µg/L	1	5/9/06 2:44:00 PM
2-Chlorotoluene	ND	2.0		µg/L	1	5/9/06 2:44:00 PM
4-Chlorotoluene	ND	2.0		µg/L	1	5/9/06 2:44:00 PM
1,3,5-Trimethylbenzene	ND	2.0		µg/L	1	5/9/06 2:44:00 PM
tert-Butylbenzene	ND	2.0		µg/L	1	5/9/06 2:44:00 PM
1,2,4-Trimethylbenzene	ND	2.0		µg/L	1	5/9/06 2:44:00 PM
sec-Butylbenzene	ND	2.0		µg/L	1	5/9/06 2:44:00 PM
4-Isopropyltoluene	ND	2.0		µg/L	1	5/9/06 2:44:00 PM
1,3-Dichlorobenzene	ND	2.0		µg/L	1	5/9/06 2:44:00 PM
1,4-Dichlorobenzene	ND	2.0		µg/L	1	5/9/06 2:44:00 PM
n-Butylbenzene	ND	2.0		µg/L	1	5/9/06 2:44:00 PM
1,2-Dichlorobenzene	ND	2.0		µg/L	1	5/9/06 2:44:00 PM
1,2-Dibromo-3-chloropropane	ND	5.0		µg/L	1	5/9/06 2:44:00 PM
1,2,4-Trichlorobenzene	ND	2.0		µg/L	1	5/9/06 2:44:00 PM
Hexachlorobutadiene	ND	2.0		µg/L	1	5/9/06 2:44:00 PM
Naphthalene	ND	5.0		µg/L	1	5/9/06 2:44:00 PM
1,2,3-Trichlorobenzene	ND	2.0		µg/L	1	5/9/06 2:44:00 PM
Surr: Dibromofluoromethane	99.5	85-116		%REC	1	5/9/06 2:44:00 PM
Surr: 1,2-Dichloroethane-d4	99.5	77-127		%REC	1	5/9/06 2:44:00 PM
Surr: Toluene-d8	96.2	86-114		%REC	1	5/9/06 2:44:00 PM
Surr: 4-Bromofluorobenzene	96.5	79-117		%REC	1	5/9/06 2:44:00 PM

AMRO Environmental Laboratories Corp.

Date: 17-May-06

CLIENT: SHAW E & I, Inc.
Lab Order: 0605030
Project: 101960 Textron
Lab ID: 0605030-17A

Client Sample ID: MW-205
Collection Date: 5/3/06 3:00:00 PM
Matrix: GROUNDWATER

Analyses	Result	RL	Qual	Units	DF	Date Analyzed
EPA 8260 VOLATILES BY GC/MS		SW8260B				Analyst: KT
Dichlorodifluoromethane	ND	5.0		µg/L	1	5/10/06 10:47:00 AM
Chloromethane	ND	5.0		µg/L	1	5/10/06 10:47:00 AM
Vinyl chloride	ND	2.0		µg/L	1	5/10/06 10:47:00 AM
Chloroethane	ND	5.0		µg/L	1	5/10/06 10:47:00 AM
Bromomethane	ND	2.0		µg/L	1	5/10/06 10:47:00 AM
Trichlorofluoromethane	ND	2.0		µg/L	1	5/10/06 10:47:00 AM
Diethyl ether	ND	5.0		µg/L	1	5/10/06 10:47:00 AM
Acetone	ND	10		µg/L	1	5/10/06 10:47:00 AM
1,1-Dichloroethene	ND	1.0		µg/L	1	5/10/06 10:47:00 AM
Carbon disulfide	ND	2.0		µg/L	1	5/10/06 10:47:00 AM
Methylene chloride	ND	5.0		µg/L	1	5/10/06 10:47:00 AM
Methyl tert-butyl ether	ND	2.0		µg/L	1	5/10/06 10:47:00 AM
trans-1,2-Dichloroethene	ND	2.0		µg/L	1	5/10/06 10:47:00 AM
1,1-Dichloroethane	ND	2.0		µg/L	1	5/10/06 10:47:00 AM
2-Butanone	ND	10		µg/L	1	5/10/06 10:47:00 AM
2,2-Dichloropropane	ND	2.0		µg/L	1	5/10/06 10:47:00 AM
cis-1,2-Dichloroethene	ND	2.0		µg/L	1	5/10/06 10:47:00 AM
Chloroform	ND	2.0		µg/L	1	5/10/06 10:47:00 AM
Tetrahydrofuran	ND	10		µg/L	1	5/10/06 10:47:00 AM
Bromochloromethane	ND	2.0		µg/L	1	5/10/06 10:47:00 AM
1,1,1-Trichloroethane	ND	2.0		µg/L	1	5/10/06 10:47:00 AM
1,1-Dichloropropene	ND	2.0		µg/L	1	5/10/06 10:47:00 AM
Carbon tetrachloride	ND	2.0		µg/L	1	5/10/06 10:47:00 AM
1,2-Dichloroethane	ND	2.0		µg/L	1	5/10/06 10:47:00 AM
Benzene	ND	1.0		µg/L	1	5/10/06 10:47:00 AM
Trichloroethene	3.4	2.0		µg/L	1	5/10/06 10:47:00 AM
1,2-Dichloropropane	ND	2.0		µg/L	1	5/10/06 10:47:00 AM
Bromodichloromethane	ND	2.0		µg/L	1	5/10/06 10:47:00 AM
Dibromomethane	ND	2.0		µg/L	1	5/10/06 10:47:00 AM
4-Methyl-2-pentanone	ND	10		µg/L	1	5/10/06 10:47:00 AM
cis-1,3-Dichloropropene	ND	1.0		µg/L	1	5/10/06 10:47:00 AM
Toluene	ND	2.0		µg/L	1	5/10/06 10:47:00 AM
trans-1,3-Dichloropropene	ND	1.0		µg/L	1	5/10/06 10:47:00 AM
1,1,2-Trichloroethane	ND	2.0		µg/L	1	5/10/06 10:47:00 AM
1,2-Dibromoethane	ND	2.0		µg/L	1	5/10/06 10:47:00 AM
2-Hexanone	ND	10		µg/L	1	5/10/06 10:47:00 AM
1,3-Dichloropropane	ND	2.0		µg/L	1	5/10/06 10:47:00 AM
Tetrachloroethene	6.6	2.0		µg/L	1	5/10/06 10:47:00 AM
Dibromochloromethane	ND	2.0		µg/L	1	5/10/06 10:47:00 AM

AMRO Environmental Laboratories Corp.

Date: 17-May-06

CLIENT: SHAW E & I, Inc.
Lab Order: 0605030
Project: 101960 Textron
Lab ID: 0605030-17A

Client Sample ID: MW-205
Collection Date: 5/3/06 3:00:00 PM
Matrix: GROUNDWATER

Analyses	Result	RL	Qual	Units	DF	Date Analyzed
Chlorobenzene	ND	2.0		µg/L	1	5/10/06 10:47:00 AM
1,1,1,2-Tetrachloroethane	ND	2.0		µg/L	1	5/10/06 10:47:00 AM
Ethylbenzene	ND	2.0		µg/L	1	5/10/06 10:47:00 AM
m,p-Xylene	ND	2.0		µg/L	1	5/10/06 10:47:00 AM
o-Xylene	ND	2.0		µg/L	1	5/10/06 10:47:00 AM
Styrene	ND	2.0		µg/L	1	5/10/06 10:47:00 AM
Bromoform	ND	2.0		µg/L	1	5/10/06 10:47:00 AM
Isopropylbenzene	ND	2.0		µg/L	1	5/10/06 10:47:00 AM
1,1,2,2-Tetrachloroethane	ND	2.0		µg/L	1	5/10/06 10:47:00 AM
1,2,3-Trichloropropane	ND	2.0		µg/L	1	5/10/06 10:47:00 AM
Bromobenzene	ND	2.0		µg/L	1	5/10/06 10:47:00 AM
n-Propylbenzene	ND	2.0		µg/L	1	5/10/06 10:47:00 AM
2-Chlorotoluene	ND	2.0		µg/L	1	5/10/06 10:47:00 AM
4-Chlorotoluene	ND	2.0		µg/L	1	5/10/06 10:47:00 AM
1,3,5-Trimethylbenzene	ND	2.0		µg/L	1	5/10/06 10:47:00 AM
tert-Butylbenzene	ND	2.0		µg/L	1	5/10/06 10:47:00 AM
1,2,4-Trimethylbenzene	ND	2.0		µg/L	1	5/10/06 10:47:00 AM
sec-Butylbenzene	ND	2.0		µg/L	1	5/10/06 10:47:00 AM
4-Isopropyltoluene	ND	2.0		µg/L	1	5/10/06 10:47:00 AM
1,3-Dichlorobenzene	ND	2.0		µg/L	1	5/10/06 10:47:00 AM
1,4-Dichlorobenzene	ND	2.0		µg/L	1	5/10/06 10:47:00 AM
n-Butylbenzene	ND	2.0		µg/L	1	5/10/06 10:47:00 AM
1,2-Dichlorobenzene	ND	2.0		µg/L	1	5/10/06 10:47:00 AM
1,2-Dibromo-3-chloropropane	ND	5.0		µg/L	1	5/10/06 10:47:00 AM
1,2,4-Trichlorobenzene	ND	2.0		µg/L	1	5/10/06 10:47:00 AM
Hexachlorobutadiene	ND	2.0		µg/L	1	5/10/06 10:47:00 AM
Naphthalene	ND	5.0		µg/L	1	5/10/06 10:47:00 AM
1,2,3-Trichlorobenzene	ND	2.0		µg/L	1	5/10/06 10:47:00 AM
Surr: Dibromofluoromethane	102	85-116		%REC	1	5/10/06 10:47:00 AM
Surr: 1,2-Dichloroethane-d4	104	77-127		%REC	1	5/10/06 10:47:00 AM
Surr: Toluene-d8	100	86-114		%REC	1	5/10/06 10:47:00 AM
Surr: 4-Bromofluorobenzene	96.7	79-117		%REC	1	5/10/06 10:47:00 AM

AMRO Environmental Laboratories Corp.

Date: 17-May-06

CLIENT: SHAW E & I, Inc.
Lab Order: 0605030
Project: 101960 Textron
Lab ID: 0605030-18A

Client Sample ID: MW-208D
Collection Date: 5/3/06 3:30:00 PM
Matrix: GROUNDWATER

Analyses	Result	RL	Qual	Units	DF	Date Analyzed
EPA 8260 VOLATILES BY GC/MS		SW8260B				Analyst: KT
Dichlorodifluoromethane	ND	50		µg/L	10	5/9/06 6:11:00 PM
Chloromethane	ND	50		µg/L	10	5/9/06 6:11:00 PM
Vinyl chloride	ND	20		µg/L	10	5/9/06 6:11:00 PM
Chloroethane	ND	50		µg/L	10	5/9/06 6:11:00 PM
Bromomethane	ND	20		µg/L	10	5/9/06 6:11:00 PM
Trichlorofluoromethane	ND	20		µg/L	10	5/9/06 6:11:00 PM
Diethyl ether	ND	50		µg/L	10	5/9/06 6:11:00 PM
Acetone	ND	100		µg/L	10	5/9/06 6:11:00 PM
1,1-Dichloroethene	ND	10		µg/L	10	5/9/06 6:11:00 PM
Carbon disulfide	ND	20		µg/L	10	5/9/06 6:11:00 PM
Methylene chloride	ND	50		µg/L	10	5/9/06 6:11:00 PM
Methyl tert-butyl ether	ND	20		µg/L	10	5/9/06 6:11:00 PM
trans-1,2-Dichloroethene	ND	20		µg/L	10	5/9/06 6:11:00 PM
1,1-Dichloroethane	ND	20		µg/L	10	5/9/06 6:11:00 PM
2-Butanone	ND	100		µg/L	10	5/9/06 6:11:00 PM
2,2-Dichloropropane	ND	20		µg/L	10	5/9/06 6:11:00 PM
cis-1,2-Dichloroethene	250	20		µg/L	10	5/9/06 6:11:00 PM
Chloroform	ND	20		µg/L	10	5/9/06 6:11:00 PM
Tetrahydrofuran	ND	100		µg/L	10	5/9/06 6:11:00 PM
Bromochloromethane	ND	20		µg/L	10	5/9/06 6:11:00 PM
1,1,1-Trichloroethane	ND	20		µg/L	10	5/9/06 6:11:00 PM
1,1-Dichloropropene	ND	20		µg/L	10	5/9/06 6:11:00 PM
Carbon tetrachloride	ND	20		µg/L	10	5/9/06 6:11:00 PM
1,2-Dichloroethane	ND	20		µg/L	10	5/9/06 6:11:00 PM
Benzene	ND	10		µg/L	10	5/9/06 6:11:00 PM
Trichloroethene	21	20		µg/L	10	5/9/06 6:11:00 PM
1,2-Dichloropropane	ND	20		µg/L	10	5/9/06 6:11:00 PM
Bromodichloromethane	ND	20		µg/L	10	5/9/06 6:11:00 PM
Dibromomethane	ND	20		µg/L	10	5/9/06 6:11:00 PM
4-Methyl-2-pentanone	ND	100		µg/L	10	5/9/06 6:11:00 PM
cis-1,3-Dichloropropene	ND	10		µg/L	10	5/9/06 6:11:00 PM
Toluene	ND	20		µg/L	10	5/9/06 6:11:00 PM
trans-1,3-Dichloropropene	ND	10		µg/L	10	5/9/06 6:11:00 PM
1,1,2-Trichloroethane	ND	20		µg/L	10	5/9/06 6:11:00 PM
1,2-Dibromoethane	ND	20		µg/L	10	5/9/06 6:11:00 PM
2-Hexanone	ND	100		µg/L	10	5/9/06 6:11:00 PM
1,3-Dichloropropane	ND	20		µg/L	10	5/9/06 6:11:00 PM
Tetrachloroethene	590	20		µg/L	10	5/9/06 6:11:00 PM
Dibromochloromethane	ND	20		µg/L	10	5/9/06 6:11:00 PM

AMRO Environmental Laboratories Corp.

Date: 17-May-06

CLIENT: SHAW E & I, Inc.
Lab Order: 0605030
Project: 101960 Textron
Lab ID: 0605030-18A

Client Sample ID: MW-208D
Collection Date: 5/3/06 3:30:00 PM
Matrix: GROUNDWATER

Analyses	Result	RL	Qual	Units	DF	Date Analyzed
Chlorobenzene	ND	20		µg/L	10	5/9/06 6:11:00 PM
1,1,1,2-Tetrachloroethane	ND	20		µg/L	10	5/9/06 6:11:00 PM
Ethylbenzene	ND	20		µg/L	10	5/9/06 6:11:00 PM
m,p-Xylene	ND	20		µg/L	10	5/9/06 6:11:00 PM
o-Xylene	ND	20		µg/L	10	5/9/06 6:11:00 PM
Styrene	ND	20		µg/L	10	5/9/06 6:11:00 PM
Bromoform	ND	20		µg/L	10	5/9/06 6:11:00 PM
Isopropylbenzene	ND	20		µg/L	10	5/9/06 6:11:00 PM
1,1,2,2-Tetrachloroethane	ND	20		µg/L	10	5/9/06 6:11:00 PM
1,2,3-Trichloropropane	ND	20		µg/L	10	5/9/06 6:11:00 PM
Bromobenzene	ND	20		µg/L	10	5/9/06 6:11:00 PM
n-Propylbenzene	ND	20		µg/L	10	5/9/06 6:11:00 PM
2-Chlorotoluene	ND	20		µg/L	10	5/9/06 6:11:00 PM
4-Chlorotoluene	ND	20		µg/L	10	5/9/06 6:11:00 PM
1,3,5-Trimethylbenzene	ND	20		µg/L	10	5/9/06 6:11:00 PM
tert-Butylbenzene	ND	20		µg/L	10	5/9/06 6:11:00 PM
1,2,4-Trimethylbenzene	ND	20		µg/L	10	5/9/06 6:11:00 PM
sec-Butylbenzene	ND	20		µg/L	10	5/9/06 6:11:00 PM
4-Isopropyltoluene	ND	20		µg/L	10	5/9/06 6:11:00 PM
1,3-Dichlorobenzene	ND	20		µg/L	10	5/9/06 6:11:00 PM
1,4-Dichlorobenzene	ND	20		µg/L	10	5/9/06 6:11:00 PM
n-Butylbenzene	ND	20		µg/L	10	5/9/06 6:11:00 PM
1,2-Dichlorobenzene	ND	20		µg/L	10	5/9/06 6:11:00 PM
1,2-Dibromo-3-chloropropane	ND	50		µg/L	10	5/9/06 6:11:00 PM
1,2,4-Trichlorobenzene	ND	20		µg/L	10	5/9/06 6:11:00 PM
Hexachlorobutadiene	ND	20		µg/L	10	5/9/06 6:11:00 PM
Naphthalene	ND	50		µg/L	10	5/9/06 6:11:00 PM
1,2,3-Trichlorobenzene	ND	20		µg/L	10	5/9/06 6:11:00 PM
Surr: Dibromofluoromethane	103	85-116		%REC	10	5/9/06 6:11:00 PM
Surr: 1,2-Dichloroethane-d4	101	77-127		%REC	10	5/9/06 6:11:00 PM
Surr: Toluene-d8	97.7	86-114		%REC	10	5/9/06 6:11:00 PM
Surr: 4-Bromofluorobenzene	99.7	79-117		%REC	10	5/9/06 6:11:00 PM

AMRO Environmental Laboratories Corp.

Date: 17-May-06

CLIENT: SHAW E & I, Inc.
Lab Order: 0605030
Project: 101960 Textron
Lab ID: 0605030-19A

Client Sample ID: MW-208S
Collection Date: 5/3/06 4:00:00 PM
Matrix: GROUNDWATER

Analyses	Result	RL	Qual	Units	DF	Date Analyzed
EPA 8260 VOLATILES BY GC/MS		SW8260B				Analyst: KT
Dichlorodifluoromethane	ND	50		µg/L	10	5/9/06 6:46:00 PM
Chloromethane	ND	50		µg/L	10	5/9/06 6:46:00 PM
Vinyl chloride	ND	20		µg/L	10	5/9/06 6:46:00 PM
Chloroethane	ND	50		µg/L	10	5/9/06 6:46:00 PM
Bromomethane	ND	20		µg/L	10	5/9/06 6:46:00 PM
Trichlorofluoromethane	ND	20		µg/L	10	5/9/06 6:46:00 PM
Diethyl ether	ND	50		µg/L	10	5/9/06 6:46:00 PM
Acetone	ND	100		µg/L	10	5/9/06 6:46:00 PM
1,1-Dichloroethene	ND	10		µg/L	10	5/9/06 6:46:00 PM
Carbon disulfide	ND	20		µg/L	10	5/9/06 6:46:00 PM
Methylene chloride	ND	50		µg/L	10	5/9/06 6:46:00 PM
Methyl tert-butyl ether	ND	20		µg/L	10	5/9/06 6:46:00 PM
trans-1,2-Dichloroethene	ND	20		µg/L	10	5/9/06 6:46:00 PM
1,1-Dichloroethane	ND	20		µg/L	10	5/9/06 6:46:00 PM
2-Butanone	ND	100		µg/L	10	5/9/06 6:46:00 PM
2,2-Dichloropropane	ND	20		µg/L	10	5/9/06 6:46:00 PM
cis-1,2-Dichloroethene	260	20		µg/L	10	5/9/06 6:46:00 PM
Chloroform	ND	20		µg/L	10	5/9/06 6:46:00 PM
Tetrahydrofuran	ND	100		µg/L	10	5/9/06 6:46:00 PM
Bromochloromethane	ND	20		µg/L	10	5/9/06 6:46:00 PM
1,1,1-Trichloroethane	ND	20		µg/L	10	5/9/06 6:46:00 PM
1,1-Dichloropropene	ND	20		µg/L	10	5/9/06 6:46:00 PM
Carbon tetrachloride	ND	20		µg/L	10	5/9/06 6:46:00 PM
1,2-Dichloroethane	ND	20		µg/L	10	5/9/06 6:46:00 PM
Benzene	ND	10		µg/L	10	5/9/06 6:46:00 PM
Trichloroethene	29	20		µg/L	10	5/9/06 6:46:00 PM
1,2-Dichloropropane	ND	20		µg/L	10	5/9/06 6:46:00 PM
Bromodichloromethane	ND	20		µg/L	10	5/9/06 6:46:00 PM
Dibromomethane	ND	20		µg/L	10	5/9/06 6:46:00 PM
4-Methyl-2-pentanone	ND	100		µg/L	10	5/9/06 6:46:00 PM
cis-1,3-Dichloropropene	ND	10		µg/L	10	5/9/06 6:46:00 PM
Toluene	ND	20		µg/L	10	5/9/06 6:46:00 PM
trans-1,3-Dichloropropene	ND	10		µg/L	10	5/9/06 6:46:00 PM
1,1,2-Trichloroethane	ND	20		µg/L	10	5/9/06 6:46:00 PM
1,2-Dibromoethane	ND	20		µg/L	10	5/9/06 6:46:00 PM
2-Hexanone	ND	100		µg/L	10	5/9/06 6:46:00 PM
1,3-Dichloropropane	ND	20		µg/L	10	5/9/06 6:46:00 PM
Tetrachloroethene	680	20		µg/L	10	5/9/06 6:46:00 PM
Dibromochloromethane	ND	20		µg/L	10	5/9/06 6:46:00 PM

AMRO Environmental Laboratories Corp.

Date: 17-May-06

CLIENT: SHAW E & I, Inc.
Lab Order: 0605030
Project: 101960 Textron
Lab ID: 0605030-19A

Client Sample ID: MW-208S
Collection Date: 5/3/06 4:00:00 PM
Matrix: GROUNDWATER

Analyses	Result	RL	Qual	Units	DF	Date Analyzed
Chlorobenzene	ND	20		µg/L	10	5/9/06 6:46:00 PM
1,1,1,2-Tetrachloroethane	ND	20		µg/L	10	5/9/06 6:46:00 PM
Ethylbenzene	ND	20		µg/L	10	5/9/06 6:46:00 PM
m,p-Xylene	ND	20		µg/L	10	5/9/06 6:46:00 PM
o-Xylene	ND	20		µg/L	10	5/9/06 6:46:00 PM
Styrene	ND	20		µg/L	10	5/9/06 6:46:00 PM
Bromoform	ND	20		µg/L	10	5/9/06 6:46:00 PM
Isopropylbenzene	ND	20		µg/L	10	5/9/06 6:46:00 PM
1,1,2,2-Tetrachloroethane	ND	20		µg/L	10	5/9/06 6:46:00 PM
1,2,3-Trichloropropane	ND	20		µg/L	10	5/9/06 6:46:00 PM
Bromobenzene	ND	20		µg/L	10	5/9/06 6:46:00 PM
n-Propylbenzene	ND	20		µg/L	10	5/9/06 6:46:00 PM
2-Chlorotoluene	ND	20		µg/L	10	5/9/06 6:46:00 PM
4-Chlorotoluene	ND	20		µg/L	10	5/9/06 6:46:00 PM
1,3,5-Trimethylbenzene	ND	20		µg/L	10	5/9/06 6:46:00 PM
tert-Butylbenzene	ND	20		µg/L	10	5/9/06 6:46:00 PM
1,2,4-Trimethylbenzene	ND	20		µg/L	10	5/9/06 6:46:00 PM
sec-Butylbenzene	ND	20		µg/L	10	5/9/06 6:46:00 PM
4-Isopropyltoluene	ND	20		µg/L	10	5/9/06 6:46:00 PM
1,3-Dichlorobenzene	ND	20		µg/L	10	5/9/06 6:46:00 PM
1,4-Dichlorobenzene	ND	20		µg/L	10	5/9/06 6:46:00 PM
n-Butylbenzene	ND	20		µg/L	10	5/9/06 6:46:00 PM
1,2-Dichlorobenzene	ND	20		µg/L	10	5/9/06 6:46:00 PM
1,2-Dibromo-3-chloropropane	ND	50		µg/L	10	5/9/06 6:46:00 PM
1,2,4-Trichlorobenzene	ND	20		µg/L	10	5/9/06 6:46:00 PM
Hexachlorobutadiene	ND	20		µg/L	10	5/9/06 6:46:00 PM
Naphthalene	ND	50		µg/L	10	5/9/06 6:46:00 PM
1,2,3-Trichlorobenzene	ND	20		µg/L	10	5/9/06 6:46:00 PM
Surr: Dibromofluoromethane	104	85-116		%REC	10	5/9/06 6:46:00 PM
Surr: 1,2-Dichloroethane-d4	103	77-127		%REC	10	5/9/06 6:46:00 PM
Surr: Toluene-d8	98.6	86-114		%REC	10	5/9/06 6:46:00 PM
Surr: 4-Bromofluorobenzene	99.0	79-117		%REC	10	5/9/06 6:46:00 PM

AMRO Environmental Laboratories Corp.

Date: 17-May-06

CLIENT: SHAW E & I, Inc.
 Lab Order: 0605030
 Project: 101960 Textron
 Lab ID: 0605030-20A

Client Sample ID: MW-116S
 Collection Date: 5/3/06 4:30:00 PM
 Matrix: GROUNDWATER

Analyses	Result	RL	Qual	Units	DF	Date Analyzed
EPA 8260 VOLATILES BY GC/MS						
		SW8260B				Analyst: KT
Dichlorodifluoromethane	ND	5.0		µg/L	1	5/10/06 11:22:00 AM
Chloromethane	ND	5.0		µg/L	1	5/10/06 11:22:00 AM
Vinyl chloride	ND	2.0		µg/L	1	5/10/06 11:22:00 AM
Chloroethane	ND	5.0		µg/L	1	5/10/06 11:22:00 AM
Bromomethane	ND	2.0		µg/L	1	5/10/06 11:22:00 AM
Trichlorofluoromethane	ND	2.0		µg/L	1	5/10/06 11:22:00 AM
Diethyl ether	ND	5.0		µg/L	1	5/10/06 11:22:00 AM
Acetone	ND	10		µg/L	1	5/10/06 11:22:00 AM
1,1-Dichloroethene	ND	1.0		µg/L	1	5/10/06 11:22:00 AM
Carbon disulfide	ND	2.0		µg/L	1	5/10/06 11:22:00 AM
Methylene chloride	ND	5.0		µg/L	1	5/10/06 11:22:00 AM
Methyl tert-butyl ether	3.9	2.0		µg/L	1	5/10/06 11:22:00 AM
trans-1,2-Dichloroethene	ND	2.0		µg/L	1	5/10/06 11:22:00 AM
1,1-Dichloroethane	ND	2.0		µg/L	1	5/10/06 11:22:00 AM
2-Butanone	ND	10		µg/L	1	5/10/06 11:22:00 AM
2,2-Dichloropropane	ND	2.0		µg/L	1	5/10/06 11:22:00 AM
cis-1,2-Dichloroethene	ND	2.0		µg/L	1	5/10/06 11:22:00 AM
Chloroform	ND	2.0		µg/L	1	5/10/06 11:22:00 AM
Tetrahydrofuran	ND	10		µg/L	1	5/10/06 11:22:00 AM
Bromochloromethane	ND	2.0		µg/L	1	5/10/06 11:22:00 AM
1,1,1-Trichloroethane	ND	2.0		µg/L	1	5/10/06 11:22:00 AM
1,1-Dichloropropene	ND	2.0		µg/L	1	5/10/06 11:22:00 AM
Carbon tetrachloride	ND	2.0		µg/L	1	5/10/06 11:22:00 AM
1,2-Dichloroethane	ND	2.0		µg/L	1	5/10/06 11:22:00 AM
Benzene	ND	1.0		µg/L	1	5/10/06 11:22:00 AM
Trichloroethene	ND	2.0		µg/L	1	5/10/06 11:22:00 AM
1,2-Dichloropropane	ND	2.0		µg/L	1	5/10/06 11:22:00 AM
Bromodichloromethane	ND	2.0		µg/L	1	5/10/06 11:22:00 AM
Dibromomethane	ND	2.0		µg/L	1	5/10/06 11:22:00 AM
4-Methyl-2-pentanone	ND	10		µg/L	1	5/10/06 11:22:00 AM
cis-1,3-Dichloropropene	ND	1.0		µg/L	1	5/10/06 11:22:00 AM
Toluene	ND	2.0		µg/L	1	5/10/06 11:22:00 AM
trans-1,3-Dichloropropene	ND	1.0		µg/L	1	5/10/06 11:22:00 AM
1,1,2-Trichloroethane	ND	2.0		µg/L	1	5/10/06 11:22:00 AM
1,2-Dibromoethane	ND	2.0		µg/L	1	5/10/06 11:22:00 AM
2-Hexanone	ND	10		µg/L	1	5/10/06 11:22:00 AM
1,3-Dichloropropane	ND	2.0		µg/L	1	5/10/06 11:22:00 AM
Tetrachloroethene	ND	2.0		µg/L	1	5/10/06 11:22:00 AM
Dibromochloromethane	ND	2.0		µg/L	1	5/10/06 11:22:00 AM

AMRO Environmental Laboratories Corp.

Date: 17-May-06

CLIENT: SHAW E & I, Inc.
Lab Order: 0605030
Project: 101960 Textron
Lab ID: 0605030-20A

Client Sample ID: MW-116S
Collection Date: 5/3/06 4:30:00 PM
Matrix: GROUNDWATER

Analyses	Result	RL	Qual	Units	DF	Date Analyzed
Chlorobenzene	ND	2.0		µg/L	1	5/10/06 11:22:00 AM
1,1,1,2-Tetrachloroethane	ND	2.0		µg/L	1	5/10/06 11:22:00 AM
Ethylbenzene	ND	2.0		µg/L	1	5/10/06 11:22:00 AM
m,p-Xylene	ND	2.0		µg/L	1	5/10/06 11:22:00 AM
o-Xylene	ND	2.0		µg/L	1	5/10/06 11:22:00 AM
Styrene	ND	2.0		µg/L	1	5/10/06 11:22:00 AM
Bromoform	ND	2.0		µg/L	1	5/10/06 11:22:00 AM
Isopropylbenzene	ND	2.0		µg/L	1	5/10/06 11:22:00 AM
1,1,2,2-Tetrachloroethane	ND	2.0		µg/L	1	5/10/06 11:22:00 AM
1,2,3-Trichloropropane	ND	2.0		µg/L	1	5/10/06 11:22:00 AM
Bromobenzene	ND	2.0		µg/L	1	5/10/06 11:22:00 AM
n-Propylbenzene	ND	2.0		µg/L	1	5/10/06 11:22:00 AM
2-Chlorotoluene	ND	2.0		µg/L	1	5/10/06 11:22:00 AM
4-Chlorotoluene	ND	2.0		µg/L	1	5/10/06 11:22:00 AM
1,3,5-Trimethylbenzene	ND	2.0		µg/L	1	5/10/06 11:22:00 AM
tert-Butylbenzene	ND	2.0		µg/L	1	5/10/06 11:22:00 AM
1,2,4-Trimethylbenzene	ND	2.0		µg/L	1	5/10/06 11:22:00 AM
sec-Butylbenzene	ND	2.0		µg/L	1	5/10/06 11:22:00 AM
4-Isopropyltoluene	ND	2.0		µg/L	1	5/10/06 11:22:00 AM
1,3-Dichlorobenzene	ND	2.0		µg/L	1	5/10/06 11:22:00 AM
1,4-Dichlorobenzene	ND	2.0		µg/L	1	5/10/06 11:22:00 AM
n-Butylbenzene	ND	2.0		µg/L	1	5/10/06 11:22:00 AM
1,2-Dichlorobenzene	ND	2.0		µg/L	1	5/10/06 11:22:00 AM
1,2-Dibromo-3-chloropropane	ND	5.0		µg/L	1	5/10/06 11:22:00 AM
1,2,4-Trichlorobenzene	ND	2.0		µg/L	1	5/10/06 11:22:00 AM
Hexachlorobutadiene	ND	2.0		µg/L	1	5/10/06 11:22:00 AM
Naphthalene	ND	5.0		µg/L	1	5/10/06 11:22:00 AM
1,2,3-Trichlorobenzene	ND	2.0		µg/L	1	5/10/06 11:22:00 AM
Surr: Dibromofluoromethane	101	85-116		%REC	1	5/10/06 11:22:00 AM
Surr: 1,2-Dichloroethane-d4	104	77-127		%REC	1	5/10/06 11:22:00 AM
Surr: Toluene-d8	99.1	86-114		%REC	1	5/10/06 11:22:00 AM
Surr: 4-Bromofluorobenzene	95.0	79-117		%REC	1	5/10/06 11:22:00 AM

AMRO Environmental Laboratories Corp.

Date: 17-May-06

CLIENT: SHAW E & I, Inc.
Lab Order: 0605030
Project: 101960 Textron
Lab ID: 0605030-21A

Client Sample ID: MW-116
Collection Date: 5/3/06 5:00:00 PM
Matrix: GROUNDWATER

Analyses	Result	RL	Qual	Units	DF	Date Analyzed
EPA 8260 VOLATILES BY GC/MS						
		SW8260B				Analyst: KT
Dichlorodifluoromethane	ND	5.0		µg/L	1	5/10/06 11:56:00 AM
Chloromethane	ND	5.0		µg/L	1	5/10/06 11:56:00 AM
Vinyl chloride	ND	2.0		µg/L	1	5/10/06 11:56:00 AM
Chloroethane	ND	5.0		µg/L	1	5/10/06 11:56:00 AM
Bromomethane	ND	2.0		µg/L	1	5/10/06 11:56:00 AM
Trichlorofluoromethane	ND	2.0		µg/L	1	5/10/06 11:56:00 AM
Diethyl ether	ND	5.0		µg/L	1	5/10/06 11:56:00 AM
Acetone	ND	10		µg/L	1	5/10/06 11:56:00 AM
1,1-Dichloroethene	ND	1.0		µg/L	1	5/10/06 11:56:00 AM
Carbon disulfide	ND	2.0		µg/L	1	5/10/06 11:56:00 AM
Methylene chloride	ND	5.0		µg/L	1	5/10/06 11:56:00 AM
Methyl tert-butyl ether	10	2.0		µg/L	1	5/10/06 11:56:00 AM
trans-1,2-Dichloroethene	ND	2.0		µg/L	1	5/10/06 11:56:00 AM
1,1-Dichloroethane	ND	2.0		µg/L	1	5/10/06 11:56:00 AM
2-Butanone	ND	10		µg/L	1	5/10/06 11:56:00 AM
2,2-Dichloropropane	ND	2.0		µg/L	1	5/10/06 11:56:00 AM
cis-1,2-Dichloroethene	ND	2.0		µg/L	1	5/10/06 11:56:00 AM
Chloroform	ND	2.0		µg/L	1	5/10/06 11:56:00 AM
Tetrahydrofuran	ND	10		µg/L	1	5/10/06 11:56:00 AM
Bromochloromethane	ND	2.0		µg/L	1	5/10/06 11:56:00 AM
1,1,1-Trichloroethane	ND	2.0		µg/L	1	5/10/06 11:56:00 AM
1,1-Dichloropropene	ND	2.0		µg/L	1	5/10/06 11:56:00 AM
Carbon tetrachloride	ND	2.0		µg/L	1	5/10/06 11:56:00 AM
1,2-Dichloroethane	ND	2.0		µg/L	1	5/10/06 11:56:00 AM
Benzene	ND	1.0		µg/L	1	5/10/06 11:56:00 AM
Trichloroethene	ND	2.0		µg/L	1	5/10/06 11:56:00 AM
1,2-Dichloropropane	ND	2.0		µg/L	1	5/10/06 11:56:00 AM
Bromodichloromethane	ND	2.0		µg/L	1	5/10/06 11:56:00 AM
Dibromomethane	ND	2.0		µg/L	1	5/10/06 11:56:00 AM
4-Methyl-2-pentanone	ND	10		µg/L	1	5/10/06 11:56:00 AM
cis-1,3-Dichloropropene	ND	1.0		µg/L	1	5/10/06 11:56:00 AM
Toluene	ND	2.0		µg/L	1	5/10/06 11:56:00 AM
trans-1,3-Dichloropropene	ND	1.0		µg/L	1	5/10/06 11:56:00 AM
1,1,2-Trichloroethane	ND	2.0		µg/L	1	5/10/06 11:56:00 AM
1,2-Dibromoethane	ND	2.0		µg/L	1	5/10/06 11:56:00 AM
2-Hexanone	ND	10		µg/L	1	5/10/06 11:56:00 AM
1,3-Dichloropropane	ND	2.0		µg/L	1	5/10/06 11:56:00 AM
Tetrachloroethene	ND	2.0		µg/L	1	5/10/06 11:56:00 AM
Dibromochloromethane	ND	2.0		µg/L	1	5/10/06 11:56:00 AM

AMRO Environmental Laboratories Corp.

Date: 17-May-06

CLIENT: SHAW E & I, Inc.
Lab Order: 0605030
Project: 101960 Textron
Lab ID: 0605030-21A

Client Sample ID: MW-116
Collection Date: 5/3/06 5:00:00 PM
Matrix: GROUNDWATER

Analyses	Result	RL	Qual	Units	DF	Date Analyzed
Chlorobenzene	ND	2.0		µg/L	1	5/10/06 11:56:00 AM
1,1,1,2-Tetrachloroethane	ND	2.0		µg/L	1	5/10/06 11:56:00 AM
Ethylbenzene	ND	2.0		µg/L	1	5/10/06 11:56:00 AM
m,p-Xylene	ND	2.0		µg/L	1	5/10/06 11:56:00 AM
o-Xylene	ND	2.0		µg/L	1	5/10/06 11:56:00 AM
Styrene	ND	2.0		µg/L	1	5/10/06 11:56:00 AM
Bromoform	ND	2.0		µg/L	1	5/10/06 11:56:00 AM
Isopropylbenzene	ND	2.0		µg/L	1	5/10/06 11:56:00 AM
1,1,2,2-Tetrachloroethane	ND	2.0		µg/L	1	5/10/06 11:56:00 AM
1,2,3-Trichloropropane	ND	2.0		µg/L	1	5/10/06 11:56:00 AM
Bromobenzene	ND	2.0		µg/L	1	5/10/06 11:56:00 AM
n-Propylbenzene	ND	2.0		µg/L	1	5/10/06 11:56:00 AM
2-Chlorotoluene	ND	2.0		µg/L	1	5/10/06 11:56:00 AM
4-Chlorotoluene	ND	2.0		µg/L	1	5/10/06 11:56:00 AM
1,3,5-Trimethylbenzene	ND	2.0		µg/L	1	5/10/06 11:56:00 AM
tert-Butylbenzene	ND	2.0		µg/L	1	5/10/06 11:56:00 AM
1,2,4-Trimethylbenzene	ND	2.0		µg/L	1	5/10/06 11:56:00 AM
sec-Butylbenzene	ND	2.0		µg/L	1	5/10/06 11:56:00 AM
4-Isopropyltoluene	ND	2.0		µg/L	1	5/10/06 11:56:00 AM
1,3-Dichlorobenzene	ND	2.0		µg/L	1	5/10/06 11:56:00 AM
1,4-Dichlorobenzene	ND	2.0		µg/L	1	5/10/06 11:56:00 AM
n-Butylbenzene	ND	2.0		µg/L	1	5/10/06 11:56:00 AM
1,2-Dichlorobenzene	ND	2.0		µg/L	1	5/10/06 11:56:00 AM
1,2-Dibromo-3-chloropropane	ND	5.0		µg/L	1	5/10/06 11:56:00 AM
1,2,4-Trichlorobenzene	ND	2.0		µg/L	1	5/10/06 11:56:00 AM
Hexachlorobutadiene	ND	2.0		µg/L	1	5/10/06 11:56:00 AM
Naphthalene	ND	5.0		µg/L	1	5/10/06 11:56:00 AM
1,2,3-Trichlorobenzene	ND	2.0		µg/L	1	5/10/06 11:56:00 AM
Surr: Dibromofluoromethane	102	85-116		%REC	1	5/10/06 11:56:00 AM
Surr: 1,2-Dichloroethane-d4	105	77-127		%REC	1	5/10/06 11:56:00 AM
Surr: Toluene-d8	97.0	86-114		%REC	1	5/10/06 11:56:00 AM
Surr: 4-Bromofluorobenzene	94.5	79-117		%REC	1	5/10/06 11:56:00 AM

AMRO Environmental Laboratories Corp.

Date: 17-May-06

CLIENT: SHAW E & I, Inc.
Lab Order: 0605030
Project: 101960 Textron
Lab ID: 0605030-22A

Client Sample ID: Trip Blank
Collection Date: 5/3/06
Matrix: TRIP BLANK

Analyses	Result	RL	Qual	Units	DF	Date Analyzed
EPA 8260 VOLATILES BY GC/MS		SW8260B		Analyst: SK		
Dichlorodifluoromethane	ND	5.0		µg/L	1	5/8/06 2:06:00 PM
Chloromethane	ND	5.0		µg/L	1	5/8/06 2:06:00 PM
Vinyl chloride	ND	2.0		µg/L	1	5/8/06 2:06:00 PM
Chloroethane	ND	5.0		µg/L	1	5/8/06 2:06:00 PM
Bromomethane	ND	2.0		µg/L	1	5/8/06 2:06:00 PM
Trichlorofluoromethane	ND	2.0		µg/L	1	5/8/06 2:06:00 PM
Diethyl ether	ND	5.0		µg/L	1	5/8/06 2:06:00 PM
Acetone	ND	10		µg/L	1	5/8/06 2:06:00 PM
1,1-Dichloroethene	ND	1.0		µg/L	1	5/8/06 2:06:00 PM
Carbon disulfide	ND	2.0		µg/L	1	5/8/06 2:06:00 PM
Methylene chloride	ND	5.0		µg/L	1	5/8/06 2:06:00 PM
Methyl tert-butyl ether	ND	2.0		µg/L	1	5/8/06 2:06:00 PM
trans-1,2-Dichloroethene	ND	2.0		µg/L	1	5/8/06 2:06:00 PM
1,1-Dichloroethane	ND	2.0		µg/L	1	5/8/06 2:06:00 PM
2-Butanone	ND	10		µg/L	1	5/8/06 2:06:00 PM
2,2-Dichloropropane	ND	2.0		µg/L	1	5/8/06 2:06:00 PM
cis-1,2-Dichloroethene	ND	2.0		µg/L	1	5/8/06 2:06:00 PM
Chloroform	ND	2.0		µg/L	1	5/8/06 2:06:00 PM
Tetrahydrofuran	ND	10		µg/L	1	5/8/06 2:06:00 PM
Bromochloromethane	ND	2.0		µg/L	1	5/8/06 2:06:00 PM
1,1,1-Trichloroethane	ND	2.0		µg/L	1	5/8/06 2:06:00 PM
1,1-Dichloropropene	ND	2.0		µg/L	1	5/8/06 2:06:00 PM
Carbon tetrachloride	ND	2.0		µg/L	1	5/8/06 2:06:00 PM
1,2-Dichloroethane	ND	2.0		µg/L	1	5/8/06 2:06:00 PM
Benzene	ND	1.0		µg/L	1	5/8/06 2:06:00 PM
Trichloroethene	ND	2.0		µg/L	1	5/8/06 2:06:00 PM
1,2-Dichloropropane	ND	2.0		µg/L	1	5/8/06 2:06:00 PM
Bromodichloromethane	ND	2.0		µg/L	1	5/8/06 2:06:00 PM
Dibromomethane	ND	2.0		µg/L	1	5/8/06 2:06:00 PM
4-Methyl-2-pentanone	ND	10		µg/L	1	5/8/06 2:06:00 PM
cis-1,3-Dichloropropene	ND	1.0		µg/L	1	5/8/06 2:06:00 PM
Toluene	ND	2.0		µg/L	1	5/8/06 2:06:00 PM
trans-1,3-Dichloropropene	ND	1.0		µg/L	1	5/8/06 2:06:00 PM
1,1,2-Trichloroethane	ND	2.0		µg/L	1	5/8/06 2:06:00 PM
1,2-Dibromoethane	ND	2.0		µg/L	1	5/8/06 2:06:00 PM
2-Hexanone	ND	10		µg/L	1	5/8/06 2:06:00 PM
1,3-Dichloropropane	ND	2.0		µg/L	1	5/8/06 2:06:00 PM
Tetrachloroethene	ND	2.0		µg/L	1	5/8/06 2:06:00 PM
Dibromochloromethane	ND	2.0		µg/L	1	5/8/06 2:06:00 PM

AMRO Environmental Laboratories Corp.

Date: 17-May-06

CLIENT: SHAW E & I, Inc.
Lab Order: 0605030
Project: 101960 Textron
Lab ID: 0605030-22A

Client Sample ID: Trip Blank
Collection Date: 5/3/06
Matrix: TRIP BLANK

Analyses	Result	RL	Qual	Units	DF	Date Analyzed
Chlorobenzene	ND	2.0		µg/L	1	5/8/06 2:06:00 PM
1,1,1,2-Tetrachloroethane	ND	2.0		µg/L	1	5/8/06 2:06:00 PM
Ethylbenzene	ND	2.0		µg/L	1	5/8/06 2:06:00 PM
m,p-Xylene	ND	2.0		µg/L	1	5/8/06 2:06:00 PM
o-Xylene	ND	2.0		µg/L	1	5/8/06 2:06:00 PM
Styrene	ND	2.0		µg/L	1	5/8/06 2:06:00 PM
Bromoform	ND	2.0		µg/L	1	5/8/06 2:06:00 PM
Isopropylbenzene	ND	2.0		µg/L	1	5/8/06 2:06:00 PM
1,1,2,2-Tetrachloroethane	ND	2.0		µg/L	1	5/8/06 2:06:00 PM
1,2,3-Trichloropropane	ND	2.0		µg/L	1	5/8/06 2:06:00 PM
Bromobenzene	ND	2.0		µg/L	1	5/8/06 2:06:00 PM
n-Propylbenzene	ND	2.0		µg/L	1	5/8/06 2:06:00 PM
2-Chlorotoluene	ND	2.0		µg/L	1	5/8/06 2:06:00 PM
4-Chlorotoluene	ND	2.0		µg/L	1	5/8/06 2:06:00 PM
1,3,5-Trimethylbenzene	ND	2.0		µg/L	1	5/8/06 2:06:00 PM
tert-Butylbenzene	ND	2.0		µg/L	1	5/8/06 2:06:00 PM
1,2,4-Trimethylbenzene	ND	2.0		µg/L	1	5/8/06 2:06:00 PM
sec-Butylbenzene	ND	2.0		µg/L	1	5/8/06 2:06:00 PM
4-Isopropyltoluene	ND	2.0		µg/L	1	5/8/06 2:06:00 PM
1,3-Dichlorobenzene	ND	2.0		µg/L	1	5/8/06 2:06:00 PM
1,4-Dichlorobenzene	ND	2.0		µg/L	1	5/8/06 2:06:00 PM
n-Butylbenzene	ND	2.0		µg/L	1	5/8/06 2:06:00 PM
1,2-Dichlorobenzene	ND	2.0		µg/L	1	5/8/06 2:06:00 PM
1,2-Dibromo-3-chloropropane	ND	5.0		µg/L	1	5/8/06 2:06:00 PM
1,2,4-Trichlorobenzene	ND	2.0		µg/L	1	5/8/06 2:06:00 PM
Hexachlorobutadiene	ND	2.0		µg/L	1	5/8/06 2:06:00 PM
Naphthalene	ND	5.0		µg/L	1	5/8/06 2:06:00 PM
1,2,3-Trichlorobenzene	ND	2.0		µg/L	1	5/8/06 2:06:00 PM
Surr: Dibromofluoromethane	101	85-116		%REC	1	5/8/06 2:06:00 PM
Surr: 1,2-Dichloroethane-d4	97.6	77-127		%REC	1	5/8/06 2:06:00 PM
Surr: Toluene-d8	99.6	86-114		%REC	1	5/8/06 2:06:00 PM
Surr: 4-Bromofluorobenzene	95.0	79-117		%REC	1	5/8/06 2:06:00 PM

Date: 20-May-06

AMRO Environmental Laboratories Corp.

QC SUMMARY REPORT
Method Blank

CLIENT: SHAW E & L, Inc.
Work Order: 0605030
Project: 101960 Textron

Sample ID: mb-05/05/06 Batch ID: R32828 Test Code: SW8260B Units: µg/L Analysis Date: 5/5/2006 11:50:00 AM Prep Date: 5/5/2006
Client ID: Run ID: V-3_060505A SeqNo: 540612

Analyte	QC Sample Result	RL	Units	QC Spike Amount	Original Sample Result	HighLimit	LowLimit	%REC	%RPD	RPDLimit	Qua
Dichlorodifluoromethane	ND	5.0	µg/L								
Chloromethane	ND	3.0	µg/L								
Vinyl chloride	ND	2.0	µg/L								
Chloroethane	ND	5.0	µg/L								
Bromomethane	ND	2.0	µg/L								
Trichlorofluoromethane	ND	2.0	µg/L								
Diethyl ether	ND	5.0	µg/L								
Acetone	ND	10	µg/L								
1,1-Dichloroethene	ND	1.0	µg/L								
Carbon disulfide	ND	2.0	µg/L								
Methylene chloride	ND	5.0	µg/L								
Methyl tert-butyl ether	ND	2.0	µg/L								
trans-1,2-Dichloroethene	ND	2.0	µg/L								
1,1-Dichloroethane	ND	2.0	µg/L								
2-Butanone	ND	10	µg/L								
2,2-Dichloropropane	ND	2.0	µg/L								
cis-1,2-Dichloroethene	ND	2.0	µg/L								
Chloroform	ND	2.0	µg/L								
Tetrahydrofuran	ND	10	µg/L								
Bromochloromethane	ND	2.0	µg/L								
1,1,1-Trichloroethane	ND	2.0	µg/L								
1,1-Dichloropropene	ND	2.0	µg/L								
Carbon tetrachloride	ND	2.0	µg/L								
1,2-Dichloroethane	ND	2.0	µg/L								
Benzene	ND	1.0	µg/L								

Qualifiers: ND - Not Detected at the Reporting Limit S - Spike Recovery outside accepted recovery limits B - Analyte detected in the associated Method Blank
J - Analyte detected below quantization limits R - RPD outside accepted recovery limits NA - Not applicable where J values or ND results occur
RL - Reporting Limit; defined as the lowest concentration the laboratory can accurately quantitate.

Date: 20-May-06

AMRO Environmental Laboratories Corp.

CLIENT: SHAW E & I, Inc.

Work Order: 0605030

Project: 101960 Textron

QC SUMMARY REPORT

Method Blank

Trichloroethene	ND	2.0	µg/L
1,2-Dichloropropane	ND	2.0	µg/L
Bromodichloromethane	ND	2.0	µg/L
Dibromomethane	ND	2.0	µg/L
4-Methyl-2-pentanone	ND	10	µg/L
cis-1,3-Dichloropropene	ND	1.0	µg/L
Toluene	ND	2.0	µg/L
trans-1,3-Dichloropropene	ND	1.0	µg/L
1,1,2-Trichloroethane	ND	2.0	µg/L
1,2-Dibromoethane	ND	2.0	µg/L
2-Hexanone	ND	10	µg/L
1,3-Dichloropropane	ND	2.0	µg/L
Tetrachloroethene	ND	2.0	µg/L
Dibromochloromethane	ND	2.0	µg/L
Chlorobenzene	ND	2.0	µg/L
1,1,1,2-Tetrachloroethane	ND	2.0	µg/L
Ethylbenzene	ND	2.0	µg/L
m,p-Xylene	ND	2.0	µg/L
o-Xylene	ND	2.0	µg/L
Styrene	ND	2.0	µg/L
Bromoform	ND	2.0	µg/L
Isopropylbenzene	ND	2.0	µg/L
1,1,2,2-Tetrachloroethane	ND	2.0	µg/L
1,2,3-Trichloropropane	ND	2.0	µg/L
Bromobenzene	ND	2.0	µg/L
n-Propylbenzene	ND	2.0	µg/L
2-Chlorotoluene	ND	2.0	µg/L
4-Chlorotoluene	ND	2.0	µg/L
1,3,5-Trimethylbenzene	ND	2.0	µg/L
tert-Butylbenzene	ND	2.0	µg/L
1,2,4-Trimethylbenzene	ND	2.0	µg/L

Qualifiers: ND - Not Detected at the Reporting Limit

S - Spike Recovery outside accepted recovery limits

B - Analyte detected in the associated Method Blank

J - Analyte detected below quantitation limits

R - RPD outside accepted recovery limits

NA - Not applicable where J values or ND results occur

RL - Reporting Limit; defined as the lowest concentration the laboratory can accurately quantitate.

AMRO Environmental Laboratories Corp.

Date: 20-May-06

QC SUMMARY REPORT
Method Blank

CLIENT: SHAW E & I, Inc.
Work Order: 0605030
Project: 101960 Textron

Sample ID: mb-05/06/06 Batch ID: R32833 Test Code: SW8260B Units: µg/L Analysis Date: 5/6/2006 3:04:00 PM Prep Date: 5/6/2006
Client ID: Run ID: V-3_060506A SeqNo: 540757

Analyte	QC Sample Result	RL	Units	QC Spike Amount	Original Sample Result	%REC	LowLimit	HighLimit	Original Sample or MS Result	%RPD	RPDLimit	Qua
Dichlorodifluoromethane	ND	5.0	µg/L									
Chloromethane	ND	5.0	µg/L									
Vinyl chloride	ND	2.0	µg/L									
Chloroethane	ND	5.0	µg/L									
Bromomethane	ND	2.0	µg/L									
Trichlorofluoromethane	ND	2.0	µg/L									
Diethyl ether	ND	5.0	µg/L									
Acetone	ND	10	µg/L									
1,1-Dichloroethene	ND	1.0	µg/L									
Carbon disulfide	ND	2.0	µg/L									
Methylene chloride	ND	5.0	µg/L									
Methyl tert-butyl ether	ND	2.0	µg/L									
trans-1,2-Dichloroethene	ND	2.0	µg/L									
1,1-Dichloroethane	ND	2.0	µg/L									
2-Butanone	ND	10	µg/L									
2,2-Dichloropropane	ND	2.0	µg/L									
cis-1,2-Dichloroethene	ND	2.0	µg/L									
Chloroform	ND	2.0	µg/L									
Tetrahydrofuran	ND	10	µg/L									
Bromochloromethane	ND	2.0	µg/L									
1,1,1-Trichloroethane	ND	2.0	µg/L									
1,1-Dichloropropene	ND	2.0	µg/L									
Carbon tetrachloride	ND	2.0	µg/L									
1,2-Dichloroethane	ND	2.0	µg/L									
Benzene	ND	1.0	µg/L									

Qualifiers: ND - Not Detected at the Reporting Limit S - Spike Recovery outside accepted recovery limits B - Analyte detected in the associated Method Blank
 J - Analyte detected below quantization limits R - RPD outside accepted recovery limits NA - Not applicable where J values or ND results occur
 RL - Reporting Limit; defined as the lowest concentration the laboratory can accurately quantitate.

Date: 20-May-06

AMRO Environmental Laboratories Corp.

QC SUMMARY REPORT Method Blank

CLIENT: SHAW E & J, Inc.
Work Order: 0605030
Project: 101960 Textron

Trichloroethene	ND	2.0	µg/L
1,2-Dichloropropane	ND	2.0	µg/L
Bromodichloromethane	ND	2.0	µg/L
Dibromomethane	ND	2.0	µg/L
4-Methyl-2-pentanone	ND	10	µg/L
cis-1,3-Dichloropropene	ND	1.0	µg/L
Toluene	ND	2.0	µg/L
trans-1,3-Dichloropropene	ND	1.0	µg/L
1,1,2-Trichloroethane	ND	2.0	µg/L
1,2-Dibromoethane	ND	2.0	µg/L
2-Hexanone	ND	10	µg/L
1,3-Dichloropropane	ND	2.0	µg/L
Tetrachloroethene	ND	2.0	µg/L
Dibromochloromethane	ND	2.0	µg/L
Chlorobenzene	ND	2.0	µg/L
1,1,1,2-Tetrachloroethane	ND	2.0	µg/L
Ethylbenzene	ND	2.0	µg/L
m,p-Xylene	ND	2.0	µg/L
o-Xylene	ND	2.0	µg/L
Styrene	ND	2.0	µg/L
Bromoform	ND	2.0	µg/L
Isopropylbenzene	ND	2.0	µg/L
1,1,2,2-Tetrachloroethane	ND	2.0	µg/L
1,2,3-Trichloropropane	ND	2.0	µg/L
Bromobenzene	ND	2.0	µg/L
n-Propylbenzene	ND	2.0	µg/L
2-Chlorotoluene	ND	2.0	µg/L
4-Chlorotoluene	ND	2.0	µg/L
1,3,5-Trimethylbenzene	ND	2.0	µg/L
tert-Butylbenzene	ND	2.0	µg/L
1,2,4-Trimethylbenzene	ND	2.0	µg/L

Qualifiers: ND - Not Detected at the Reporting Limit S - Spike Recovery outside accepted recovery limits B - Analyte detected in the associated Method Blank
 J - Analyte detected below quantitation limits R - RPD outside accepted recovery limits NA - Not applicable where J values or ND results occur
 RL - Reporting Limit; defined as the lowest concentration the laboratory can accurately quantitate.

Date: 20-May-06

AMRO Environmental Laboratories Corp.

QC SUMMARY REPORT
Method Blank

CLIENT: SHAW E & I, Inc.
Work Order: 0605030
Project: 101960 Textron

Compound	Reporting Limit	Concentration (µg/L)	Recovery (%)	Acceptance	Notes
sec-Butylbenzene	ND	2.0	0	0	98.4
4-Isopropyltoluene	ND	2.0	0	0	97.8
1,3-Dichlorobenzene	ND	2.0	0	0	96.7
1,4-Dichlorobenzene	ND	2.0	0	0	95.2
n-Butylbenzene	ND	2.0	0	0	
1,2-Dichlorobenzene	ND	2.0	0	0	
1,2-Dibromo-3-chloropropane	ND	5.0	0	0	
1,2,4-Trichlorobenzene	ND	2.0	0	0	
Hexachlorobutadiene	ND	2.0	0	0	
Naphthalene	ND	5.0	0	0	
1,2,3-Trichlorobenzene	ND	2.0	0	0	
Surr: Dibromofluoromethane	24.6	2.0	25	25	85
Surr: 1,2-Dichloroethane-d4	24.46	2.0	25	25	77
Surr: Toluene-d8	24.17	2.0	25	25	86
Surr: 4-Bromofluorobenzene	23.8	2.0	25	25	79

Qualifiers: ND - Not Detected at the Reporting Limit
 J - Analyte detected below quantitation limits
 RL - Reporting Limit; defined as the lowest concentration the laboratory can accurately quantitate.

S - Spike Recovery outside accepted recovery limits
 R - RED outside accepted recovery limits
 B - Analyte detected in the associated Method Blank
 NA - Not applicable where J values or ND results occur

Date: 20-May-06

AMRO Environmental Laboratories Corp.

CLIENT: SHAW E & I, Inc.
 Work Order: 0605030
 Project: 101960 Textron

QC SUMMARY REPORT
 Method Blank

Sample ID: mb-05/08/06 Batch ID: R32849 Test Code: SW8260B Units: µg/L Analysis Date: 5/8/2006 1:32:00 PM Prep Date: 5/8/2006
 Client ID: Run ID: V-3_060508A SeqNo: 541071

Analyte	QC Sample Result	RL	Units	QC Spike Amount	Original Sample Result	%REC	LowLimit	HighLimit	Original Sample or MS Result	%RPD	RPDLimit	Qua
Dichlorodifluoromethane	ND	5.0	µg/L									
Chloromethane	ND	5.0	µg/L									
Vinyl chloride	ND	2.0	µg/L									
Chloroethane	ND	5.0	µg/L									
Bromomethane	ND	2.0	µg/L									
Trichlorofluoromethane	ND	2.0	µg/L									
Diethyl ether	ND	5.0	µg/L									
Acetone	ND	10	µg/L									
1,1-Dichloroethene	ND	1.0	µg/L									
Carbon disulfide	ND	2.0	µg/L									
Methylene chloride	ND	5.0	µg/L									
Methyl tert-butyl ether	ND	2.0	µg/L									
trans-1,2-Dichloroethene	ND	2.0	µg/L									
1,1-Dichloroethane	ND	2.0	µg/L									
2-Butanone	ND	10	µg/L									
2,2-Dichloropropane	ND	2.0	µg/L									
cis-1,2-Dichloroethene	ND	2.0	µg/L									
Chloroform	ND	2.0	µg/L									
Tetrahydrofuran	ND	10	µg/L									
Bromochloromethane	ND	2.0	µg/L									
1,1,1-Trichloroethane	ND	2.0	µg/L									
1,1-Dichloropropene	ND	2.0	µg/L									
Carbon tetrachloride	ND	2.0	µg/L									
1,2-Dichloroethane	ND	2.0	µg/L									
Benzene	ND	1.0	µg/L									

Qualifiers: ND - Not Detected at the Reporting Limit S - Spike Recovery outside accepted recovery limits B - Analyte detected in the associated Method Blank
 J - Analyte detected below quantitation limits R - RPD outside accepted recovery limits NA - Not applicable where J values or ND results occur
 RL - Reporting Limit; defined as the lowest concentration the laboratory can accurately quantitate.

Date: 20-May-06

AMRO Environmental Laboratories Corp.

QC SUMMARY REPORT
Method Blank

CLIENT: SHAW E & I, Inc.
Work Order: 0605030
Project: 101960 Textron

Trichloroethene	ND	2.0	µg/L
1,2-Dichloropropane	ND	2.0	µg/L
Bromodichloromethane	ND	2.0	µg/L
Dibromomethane	ND	2.0	µg/L
4-Methyl-2-pentanone	ND	10	µg/L
cis-1,3-Dichloropropene	ND	1.0	µg/L
Toluene	ND	2.0	µg/L
trans-1,3-Dichloropropene	ND	1.0	µg/L
1,1,2-Trichloroethane	ND	2.0	µg/L
1,2-Dibromoethane	ND	2.0	µg/L
2-Hexanone	ND	10	µg/L
1,3-Dichloropropane	ND	2.0	µg/L
Tetrachloroethene	ND	2.0	µg/L
Dibromochloromethane	ND	2.0	µg/L
Chlorobenzene	ND	2.0	µg/L
1,1,1,2-Tetrachloroethane	ND	2.0	µg/L
Ethylbenzene	ND	2.0	µg/L
m,p-Xylene	ND	2.0	µg/L
o-Xylene	ND	2.0	µg/L
Styrene	ND	2.0	µg/L
Bromoform	ND	2.0	µg/L
Isopropylbenzene	ND	2.0	µg/L
1,1,2,2-Tetrachloroethane	ND	2.0	µg/L
1,2,3-Trichloropropane	ND	2.0	µg/L
Bromobenzene	ND	2.0	µg/L
n-Propylbenzene	ND	2.0	µg/L
2-Chlorotoluene	ND	2.0	µg/L
4-Chlorotoluene	ND	2.0	µg/L
1,3,5-Trimethylbenzene	ND	2.0	µg/L
tert-Butylbenzene	ND	2.0	µg/L
1,2,4-Trimethylbenzene	ND	2.0	µg/L

Qualifiers: ND - Not Detected at the Reporting Limit
S - Spike Recovery outside accepted recovery limits
B - Analyte detected in the associated Method Blank
J - Analyte detected below quantitation limits
R - RPD outside accepted recovery limits
NA - Not applicable where J values or ND results occur
RL - Reporting Limit; defined as the lowest concentration the laboratory can accurately quantitate.

Date: 20-May-06

AMRO Environmental Laboratories Corp.

QC SUMMARY REPORT
Method Blank

CLIENT: SHAW E & I, Inc.
Work Order: 0605030
Project: 101960 Textron

Compound	Reporting Limit	Concentration	Recovery	Acceptance	Recovery	Acceptance	Concentration	Reporting Limit
sec-Butylbenzene	ND	2.0	µg/L					
4-Isopropyltoluene	ND	2.0	µg/L					
1,3-Dichlorobenzene	ND	2.0	µg/L					
1,4-Dichlorobenzene	ND	2.0	µg/L					
n-Butylbenzene	ND	2.0	µg/L					
1,2-Dichlorobenzene	ND	2.0	µg/L					
1,2-Dibromo-3-chloropropane	ND	5.0	µg/L					
1,2,4-Trichlorobenzene	ND	2.0	µg/L					
Hexachlorobutadiene	ND	2.0	µg/L					
Naphthalene	ND	5.0	µg/L					
1,2,3-Trichlorobenzene	ND	2.0	µg/L					
Surr: Dibromofluoromethane	25.36	2.0	µg/L	25	0	101	85	116
Surr: 1,2-Dichloroethane-d4	24.59	2.0	µg/L	25	0	98.4	77	127
Surr: Toluene-d8	24.61	2.0	µg/L	25	0	98.4	86	114
Surr: 4-Bromofluorobenzene	23.51	2.0	µg/L	25	0	94	79	117

Qualifiers: ND - Not Detected at the Reporting Limit S - Spike Recovery outside accepted recovery limits B - Analyte detected in the associated Method Blank
 J - Analyte detected below quantitation limits R - RPD outside accepted recovery limits NA - Not applicable where J values or ND results occur
 RL - Reporting Limit; defined as the lowest concentration the laboratory can accurately quantitate.

Date: 20-May-06

AMRO Environmental Laboratories Corp.

QC SUMMARY REPORT
Method Blank

CLIENT: SHAW E & I, Inc.
Work Order: 0605030
Project: 101960 Textron

Sample ID: mb-05/09/06 Batch ID: R32863 Test Code: SW8260B Units: µg/L Analysis Date: 5/9/2006 12:27:00 PM Prep Date: 5/9/2006
Client ID: Run ID: V-3_060509A SeqNo: 541239

Analyte	QC Sample Result	RL	Units	QC Spike Amount	Original Sample Result	%REC	LowLimit	HighLimit	%RPD	RPDLimit	Qua
Dichlorodifluoromethane	ND	5.0	µg/L								
Chloromethane	ND	3.0	µg/L								
Vinyl chloride	ND	2.0	µg/L								
Chloroethane	ND	5.0	µg/L								
Bromomethane	ND	2.0	µg/L								
Trichlorofluoromethane	ND	2.0	µg/L								
Diethyl ether	ND	5.0	µg/L								
Acetone	ND	10	µg/L								
1,1-Dichloroethene	ND	1.0	µg/L								
Carbon disulfide	ND	2.0	µg/L								
Methylene chloride	ND	5.0	µg/L								
Methyl tert-butyl ether	ND	2.0	µg/L								
trans-1,2-Dichloroethene	ND	2.0	µg/L								
1,1-Dichloroethane	ND	2.0	µg/L								
2-Butanone	ND	10	µg/L								
2,2-Dichloropropane	ND	2.0	µg/L								
cis-1,2-Dichloroethene	ND	2.0	µg/L								
Chloroform	ND	2.0	µg/L								
Tetrahydrofuran	ND	10	µg/L								
Bromochloromethane	ND	2.0	µg/L								
1,1,1-Trichloroethane	ND	2.0	µg/L								
1,1-Dichloropropene	ND	2.0	µg/L								
Carbon tetrachloride	ND	2.0	µg/L								
1,2-Dichloroethane	ND	2.0	µg/L								
Benzene	ND	1.0	µg/L								

Qualifiers: ND - Not Detected at the Reporting Limit S - Spike Recovery outside accepted recovery limits B - Analyte detected in the associated Method Blank
J - Analyte detected below quantitation limits R - RPD outside accepted recovery limits NA - Not applicable where J values or ND results occur
RL - Reporting Limit; defined as the lowest concentration the laboratory can accurately quantitate.

Date: 20-May-06

AMRO Environmental Laboratories Corp.

QC SUMMARY REPORT
Method Blank

CLIENT: SHAW E & I, Inc.
Work Order: 0605030
Project: 101960 Textron

Trichloroethene	ND	2.0	µg/L
1,2-Dichloropropane	ND	2.0	µg/L
Bromodichloromethane	ND	2.0	µg/L
Dibromomethane	ND	2.0	µg/L
4-Methyl-2-pentanone	ND	10	µg/L
cis-1,3-Dichloropropene	ND	1.0	µg/L
Toluene	ND	2.0	µg/L
trans-1,3-Dichloropropene	ND	1.0	µg/L
1,1,2-Trichloroethane	ND	2.0	µg/L
1,2-Dibromoethane	ND	2.0	µg/L
2-Hexanone	ND	10	µg/L
1,3-Dichloropropane	ND	2.0	µg/L
Tetrachloroethene	ND	2.0	µg/L
Dibromochloromethane	ND	2.0	µg/L
Chlorobenzene	ND	2.0	µg/L
1,1,1,2-Tetrachloroethane	ND	2.0	µg/L
Ethylbenzene	ND	2.0	µg/L
m,p-Xylene	ND	2.0	µg/L
o-Xylene	ND	2.0	µg/L
Styrene	ND	2.0	µg/L
Bromoform	ND	2.0	µg/L
Isopropylbenzene	ND	2.0	µg/L
1,1,2,2-Tetrachloroethane	ND	2.0	µg/L
1,2,3-Trichloropropane	ND	2.0	µg/L
Bromobenzene	ND	2.0	µg/L
n-Propylbenzene	ND	2.0	µg/L
2-Chlorotoluene	ND	2.0	µg/L
4-Chlorotoluene	ND	2.0	µg/L
1,3,5-Trimethylbenzene	ND	2.0	µg/L
tert-Butylbenzene	ND	2.0	µg/L
1,2,4-Trimethylbenzene	ND	2.0	µg/L

Qualifiers: ND - Not Detected at the Reporting Limit S - Spike Recovery outside accepted recovery limits B - Analyte detected in the associated Method Blank
 J - Analyte detected below quantitation limits R - RPD outside accepted recovery limits NA - Not applicable where J values or ND results occur
 RL - Reporting Limit; defined as the lowest concentration the laboratory can accurately quantitate.

Date: 20-May-06

AMRO Environmental Laboratories Corp.

QC SUMMARY REPORT
Method Blank

CLIENT: SHAW E & I, Inc.

Work Order: 0605030

Project: 101960 Textron

Analyte	Reporting Limit	Concentration	Recovery	Acceptance	Concentration	Recovery	Acceptance
sec-Butylbenzene	ND	2.0	µg/L				
4-Isopropyltoluene	ND	2.0	µg/L				
1,3-Dichlorobenzene	ND	2.0	µg/L				
1,4-Dichlorobenzene	ND	2.0	µg/L				
n-Butylbenzene	ND	2.0	µg/L				
1,2-Dichlorobenzene	ND	2.0	µg/L				
1,2-Dibromo-3-chloropropane	ND	5.0	µg/L				
1,2,4-Trichlorobenzene	ND	2.0	µg/L				
Hexachlorobutadiene	ND	2.0	µg/L				
Naphthalene	ND	5.0	µg/L				
1,2,3-Trichlorobenzene	ND	2.0	µg/L				
Surr: Dibromofluoromethane	25.5	25	0	102	85	116	0
Surr: 1,2-Dichloroethane-d4	24.62	25	0	98.5	77	127	0
Surr: Toluene-d8	24.6	25	0	98.4	86	114	0
Surr: 4-Bromofluorobenzene	23.89	25	0	95.6	79	117	0

Qualifiers: ND - Not Detected at the Reporting Limit
 J - Analyte detected below quantitation limits
 RL - Reporting Limit; defined as the lowest concentration the laboratory can accurately quantitate.
 S - Spike Recovery outside accepted recovery limits
 R - RPD outside accepted recovery limits
 B - Analyte detected in the associated Method Blank
 NA - Not applicable where J values or ND results occur

Date: 20-May-06

AMRO Environmental Laboratories Corp.

QC SUMMARY REPORT
Method Blank

CLIENT: SHAW E & I, Inc.
Work Order: 0605030
Project: 101960 Textron

Sample ID: mb-05/10/06 Batch ID: R32879 Test Code: SW8260B Units: µg/L Analysis Date: 5/10/2006 10:12:00 AM Prep Date: 5/10/2006
Client ID: Run ID: V-3_060510A SeqNo: 542406

Analyte	QC Sample Result	RL	Units	QC Spike Amount	Original Sample Result	%REC	LowLimit	HighLimit	%RPD	RPDLimit	Qua
Dichlorodifluoromethane	ND	5.0	µg/L								
Chloromethane	ND	5.0	µg/L								
Vinyl chloride	ND	2.0	µg/L								
Chloroethane	ND	5.0	µg/L								
Bromomethane	ND	2.0	µg/L								
Trichlorofluoromethane	ND	2.0	µg/L								
Diethyl ether	ND	5.0	µg/L								
Acetone	ND	10	µg/L								
1,1-Dichloroethene	ND	1.0	µg/L								
Carbon disulfide	ND	2.0	µg/L								
Methylene chloride	ND	5.0	µg/L								
Methyl tert-butyl ether	ND	2.0	µg/L								
trans-1,2-Dichloroethene	ND	2.0	µg/L								
1,1-Dichloroethane	ND	2.0	µg/L								
2-Butanone	ND	10	µg/L								
2,2-Dichloropropane	ND	2.0	µg/L								
cis-1,2-Dichloroethene	ND	2.0	µg/L								
Chloroform	ND	2.0	µg/L								
Tetrahydrofuran	ND	10	µg/L								
Bromochloromethane	ND	2.0	µg/L								
1,1,1-Trichloroethane	ND	2.0	µg/L								
1,1-Dichloropropene	ND	2.0	µg/L								
Carbon tetrachloride	ND	2.0	µg/L								
1,2-Dichloroethane	ND	2.0	µg/L								
Benzene	ND	1.0	µg/L								

Qualifiers: ND - Not Detected at the Reporting Limit S - Spike Recovery outside accepted recovery limits B - Analyte detected in the associated Method Blank
 J - Analyte detected below quantitation limits R - RPD outside accepted recovery limits NA - Not applicable where J values or ND results occur
 RL - Reporting Limit; defined as the lowest concentration the laboratory can accurately quantitate.

Date: 20-May-06

AMRO Environmental Laboratories Corp.

QC SUMMARY REPORT
Method Blank

CLIENT: SHAW E & I, Inc.
Work Order: 0605030
Project: 101960 Textron

Compound	Result	Limit (µg/L)
Trichloroethene	ND	2.0
1,2-Dichloropropane	ND	2.0
Bromodichloromethane	ND	2.0
Dibromomethane	ND	2.0
4-Methyl-2-pentanone	ND	10
cis-1,3-Dichloropropene	ND	1.0
Toluene	ND	2.0
trans-1,3-Dichloropropene	ND	1.0
1,1,2-Trichloroethane	ND	2.0
1,2-Dibromoethane	ND	2.0
2-Hexanone	ND	10
1,3-Dichloropropane	ND	2.0
Tetrachloroethene	ND	2.0
Dibromochloromethane	ND	2.0
Chlorobenzene	ND	2.0
1,1,1,2-Tetrachloroethane	ND	2.0
Ethylbenzene	ND	2.0
m,p-Xylene	ND	2.0
o-Xylene	ND	2.0
Styrene	ND	2.0
Bromoform	ND	2.0
Isopropylbenzene	ND	2.0
1,1,2,2-Tetrachloroethane	ND	2.0
1,2,3-Trichloropropane	ND	2.0
Bromobenzene	ND	2.0
n-Propylbenzene	ND	2.0
2-Chlorotoluene	ND	2.0
4-Chlorotoluene	ND	2.0
1,3,5-Trimethylbenzene	ND	2.0
tert-Butylbenzene	ND	2.0
1,2,4-Trimethylbenzene	ND	2.0

Qualifiers: ND - Not Detected at the Reporting Limit
J - Analyte detected below quantitation limits
S - Spike Recovery outside accepted recovery limits
B - Analyte detected in the associated Method Blank
R - RPD outside accepted recovery limits
NA - Not applicable where J values or ND results occur
RL - Reporting Limit; defined as the lowest concentration the laboratory can accurately quantitate.

Date: 20-May-06

AMRO Environmental Laboratories Corp.

QC SUMMARY REPORT
Method Blank

CLIENT: SHAW E & I, Inc.
Work Order: 0605030
Project: 101960 Textron

Compound	Reporting Limit (µg/L)	Concentration (µg/L)	Recovery (%)	Acceptance	Concentration (µg/L)	Concentration (µg/L)	Concentration (µg/L)	Concentration (µg/L)
sec-Butylbenzene	ND	2.0	0	0	101	85	116	0
4-Isopropyltoluene	ND	2.0	0	0	105	77	127	0
1,3-Dichlorobenzene	ND	2.0	0	0	99.6	86	114	0
1,4-Dichlorobenzene	ND	2.0	0	0	95.5	79	117	0
n-Butylbenzene	ND	2.0	0	0				
1,2-Dichlorobenzene	ND	2.0	0	0				
1,2-Dibromo-3-chloropropane	ND	5.0	0	0				
1,2,4-Trichlorobenzene	ND	2.0	0	0				
Hexachlorobutadiene	ND	2.0	0	0				
Naphthalene	ND	5.0	0	0				
1,2,3-Trichlorobenzene	ND	2.0	0	0				
Surr: Dibromofluoromethane	25.19	2.0	25	0				
Surr: 1,2-Dichloroethane-d4	26.33	2.0	25	0				
Surr: Toluene-d8	24.9	2.0	25	0				
Surr: 4-Bromofluorobenzene	23.88	2.0	25	0				

Qualifiers: ND - Not Detected at the Reporting Limit
 J - Analyte detected below quantitation limits
 RL - Reporting Limit; defined as the lowest concentration the laboratory can accurately quantitate.
 S - Spike Recovery outside accepted recovery limits
 R - RPD outside accepted recovery limits
 B - Analyte detected in the associated Method Blank
 NA - Not applicable where J values or ND results occur

Date: 20-May-06

AMRO Environmental Laboratories Corp.

QC SUMMARY REPORT
Matrix Spike - Full List

CLIENT: SHAW E & I, Inc.
Work Order: 0605030
Project: 101960 Textron

Sample ID: 0605030-01Amsf Batch ID: R32828 Test Code: SW8260B Units: µg/L Analysis Date: 5/5/2006 6:18:00 PM Prep Date: 5/5/2006
Client ID: MW-206D Run ID: V-3_060505A SeqNo: 540622

Analyte	QC Sample Result	RL	Units	QC Spike Amount	Original Sample Result	%REC	LowLimit	HighLimit	Original Sample or MS Result	%RPD	RPDLimit	Qua
Dichlorodifluoromethane	112.8	25	µg/L	100	0	113	16	150	0	0	0	
Chloromethane	87.95	25	µg/L	100	0	88	35	150	0	0	0	
Vinyl chloride	104.4	10	µg/L	100	0	104	49	150	0	0	0	
Chloroethane	104.6	25	µg/L	100	0	105	58	147	0	0	0	
Bromomethane	118.4	10	µg/L	100	0	118	49	142	0	0	0	
Trichlorofluoromethane	97.9	10	µg/L	100	1.28	96.6	57	149	0	0	0	
Diethyl ether	108.6	25	µg/L	100	0	109	66	136	0	0	0	
Acetone	115.6	50	µg/L	100	0	116	16	150	0	0	0	
1,1-Dichloroethene	104.4	5.0	µg/L	100	0	104	70	150	0	0	0	
Carbon disulfide	93.2	10	µg/L	100	0	93.2	47	135	0	0	0	
Methylene chloride	98	25	µg/L	100	0	98	66	142	0	0	0	
Methyl tert-butyl ether	95.9	10	µg/L	100	0	95.9	63	138	0	0	0	
trans-1,2-Dichloroethene	110.2	10	µg/L	100	0	110	78	135	0	0	0	
1,1-Dichloroethane	110.2	10	µg/L	100	0.62	110	76	131	0	0	0	
2-Butanone	117	50	µg/L	100	0	117	51	142	0	0	0	
2,2-Dichloropropane	111.6	10	µg/L	100	0	112	60	149	0	0	0	
cis-1,2-Dichloroethene	107.3	10	µg/L	100	0	107	74	128	0	0	0	
Chloroform	119.6	10	µg/L	100	0	120	80	129	0	0	0	
Tetrahydrofuran	118	50	µg/L	100	0	118	53	145	0	0	0	
Bromochloromethane	110.5	10	µg/L	100	0	110	78	130	0	0	0	
1,1,1-Trichloroethane	123.3	10	µg/L	100	7.64	116	77	139	0	0	0	
1,1-Dichloropropene	115.3	10	µg/L	100	0	115	74	127	0	0	0	
Carbon tetrachloride	121.4	10	µg/L	100	0	121	73	138	0	0	0	
1,2-Dichloroethane	113.3	10	µg/L	100	0	113	75	130	0	0	0	
Benzene	113	5.0	µg/L	100	0	113	79	123	0	0	0	

Qualifiers: ND - Not Detected at the Reporting Limit S - Spike Recovery outside accepted recovery limits B - Analyte detected in the associated Method Blank
 J - Analyte detected below quantitation limits R - RPD outside accepted recovery limits NA - Not applicable where J values or ND results occur
 RL - Reporting Limit; defined as the lowest concentration the laboratory can accurately quantitate.

Date: 20-May-06

AMRO Environmental Laboratories Corp.

CLIENT: SHAW E & I, Inc.

Work Order: 0605030

Project: 101960 Textron

QC SUMMARY REPORT

Matrix Spike - Full List

Compound	258	10	µg/L	100	177	81	79	126	0
Trichloroethene	113.2	10	µg/L	100	0	113	76	125	0
1,2-Dichloropropane	109	10	µg/L	100	0	109	69	119	0
Bromodichloromethane	109	10	µg/L	100	0	109	76	127	0
Dibromomethane	111.8	50	µg/L	100	0	112	53	141	0
4-Methyl-2-pentanone	100.2	5.0	µg/L	100	0	100	70	119	0
cis-1,3-Dichloropropene	114	10	µg/L	100	0	114	82	124	0
Toluene	115	5.0	µg/L	100	0	115	64	124	0
trans-1,3-Dichloropropene	110.9	10	µg/L	100	0	111	73	127	0
1,1,2-Trichloroethane	114.8	10	µg/L	100	0	115	73	127	0
1,2-Dibromoethane	108.8	50	µg/L	100	0	109	37	145	0
2-Hexanone	110	10	µg/L	100	0	110	76	123	0
1,3-Dichloropropane	422	10	µg/L	100	91.34	331	82	129	0
Tetrachloroethene	102.9	10	µg/L	100	0	103	59	125	0
Dibromochloromethane	103.7	10	µg/L	100	0	104	80	120	0
Chlorobenzene	106.5	10	µg/L	100	0	106	72	124	0
1,1,1,2-Tetrachloroethane	105.9	10	µg/L	100	0	106	83	123	0
Ethylbenzene	214.4	10	µg/L	200	0	107	84	121	0
m,p-Xylene	107.6	10	µg/L	100	0	108	83	119	0
o-Xylene	105.3	10	µg/L	100	0	105	80	122	0
Styrene	114.6	10	µg/L	100	0	115	54	119	0
Bromoform	104	10	µg/L	100	0	104	75	131	0
Isopropylbenzene	109.4	10	µg/L	100	0	109	61	139	0
1,1,2,2-Tetrachloroethane	110.8	10	µg/L	100	0	111	66	130	0
1,2,3-Trichloropropane	105.2	10	µg/L	100	0	105	77	124	0
Bromobenzene	104.8	10	µg/L	100	0	105	76	131	0
n-Propylbenzene	102	10	µg/L	100	0	102	78	125	0
2-Chlorotoluene	103.4	10	µg/L	100	0	103	75	124	0
4-Chlorotoluene	102.2	10	µg/L	100	0	102	79	124	0
1,3,5-Trimethylbenzene	97.65	10	µg/L	100	0	97.6	79	126	0
tert-Butylbenzene	104.2	10	µg/L	100	0	104	77	124	0
1,2,4-Trimethylbenzene									

S

Qualifiers: ND - Not Detected at the Reporting Limit S - Spike Recovery outside accepted recovery limits B - Analyte detected in the associated Method Blank

J - Analyte detected below quantitation limits R - RPD outside accepted recovery limits NA - Not applicable where J values or ND results occur

RL - Reporting Limit; defined as the lowest concentration the laboratory can accurately quantitate.

Date: 20-May-06

AMRO Environmental Laboratories Corp.

QC SUMMARY REPORT

CLIENT: SHAW E & I, Inc.
 Work Order: 0605030
 Project: 101960 Textron

Matrix Spike - Full List

Compound	101.6	10	µg/L	100	0	102	82	128	0
sec-Butylbenzene	101.6	10	µg/L	100	0	102	82	128	0
4-Isopropyltoluene	101.2	10	µg/L	100	0	101	77	128	0
1,3-Dichlorobenzene	103.2	10	µg/L	100	0	103	80	122	0
1,4-Dichlorobenzene	98.6	10	µg/L	100	0	98.6	78	123	0
n-Butylbenzene	102.5	10	µg/L	100	0	103	74	130	0
1,2-Dichlorobenzene	99.35	10	µg/L	100	0	99.4	78	121	0
1,2-Dibromo-3-chloropropane	104.4	25	µg/L	100	0	104	50	127	0
1,2,4-Trichlorobenzene	95.45	10	µg/L	100	0	95.4	67	128	0
Hexachlorobutadiene	89.95	10	µg/L	100	0	90	74	134	0
Naphthalene	95.8	25	µg/L	100	0	95.8	57	131	0
1,2,3-Trichlorobenzene	94.7	10	µg/L	100	0	94.7	64	131	0
Surr: Dibromofluoromethane	127.9	10	µg/L	125	0	102	85	116	0
Surr: 1,2-Dichloroethane-d4	131	10	µg/L	125	0	105	77	127	0
Surr: Toluene-d8	126.4	10	µg/L	125	0	101	86	114	0
Surr: 4-Bromofluorobenzene	127.8	10	µg/L	125	0	102	79	117	0

Qualifiers: ND - Not Detected at the Reporting Limit
 J - Analyte detected below quantitation limits
 RL - Reporting Limit; defined as the lowest concentration the laboratory can accurately quantitate.
 S - Spike Recovery outside accepted recovery limits
 R - RPD outside accepted recovery limits
 B - Analyte detected in the associated Method Blank
 NA - Not applicable where J values or ND results occur

Date: 20-May-06

AMRO Environmental Laboratories Corp.

QC SUMMARY REPORT
Matrix Spike Duplicate - Full List

CLIENT: SHAW E & I, Inc.
Work Order: 0605030
Project: 101960 Textron

Sample ID: 0605030-01Amsdf Batch ID: R32828 Test Code: SW8260B Units: µg/L Analysis Date: 5/5/2006 6:52:00 PM Prep Date: 5/5/2006
Client ID: MW-206D Run ID: V-3_060505A SeqNo: 540623

Analyte	QC Sample Result	RL	Units	QC Spike Amount	Original Sample Result	%REC	LowLimit	HighLimit	Original Sample or MS Result	%RPD	RPDLimit	Qua
Dichlorodifluoromethane	97.6	25	µg/L	100	0	97.6	16	150	112.8	14.4	20	
Chloromethane	87.15	25	µg/L	100	0	87.2	35	150	87.95	0.914	20	
Vinyl chloride	91.8	10	µg/L	100	0	91.8	49	150	104.4	12.8	20	
Chloroethane	92.9	25	µg/L	100	0	92.9	58	147	104.6	11.8	20	
Bromomethane	111.4	10	µg/L	100	0	111	49	142	118.4	6.05	20	
Trichlorofluoromethane	95.6	10	µg/L	100	1.28	94.3	57	149	97.9	2.38	20	
Diethyl ether	98.3	25	µg/L	100	0	98.3	66	136	108.6	9.96	20	
Acetone	91.8	50	µg/L	100	0	91.8	16	150	115.6	23	20	R
1,1-Dichloroethene	93.8	5.0	µg/L	100	0	93.8	70	150	104.4	10.6	20	
Carbon disulfide	87.2	10	µg/L	100	0	87.2	47	135	93.2	6.65	20	
Methylene chloride	92.35	25	µg/L	100	0	92.4	66	142	98	5.94	20	
Methyl tert-butyl ether	88.95	10	µg/L	100	0	89	63	138	95.9	7.52	20	
trans-1,2-Dichloroethene	102.6	10	µg/L	100	0	103	78	135	110.2	7.15	20	
1,1-Dichloroethane	96.95	10	µg/L	100	0.62	96.3	76	131	110.2	12.8	20	
2-Butanone	100.8	50	µg/L	100	0	101	51	142	117	14.8	20	
2,2-Dichloropropane	105.8	10	µg/L	100	0	106	60	149	111.6	5.38	20	
cis-1,2-Dichloroethene	98.8	10	µg/L	100	0	98.8	74	128	107.3	8.25	20	
Chloroform	106.6	10	µg/L	100	0	107	80	129	119.6	11.4	20	
Tetrahydrofuran	100.9	50	µg/L	100	0	101	53	145	118	15.6	20	
Bromochloromethane	101.2	10	µg/L	100	0	101	78	130	110.5	8.79	20	
1,1,1-Trichloroethane	114.5	10	µg/L	100	7.64	107	77	139	123.3	7.4	20	
1,1-Dichloropropene	105.4	10	µg/L	100	0	105	74	127	115.3	8.92	20	
Carbon tetrachloride	111	10	µg/L	100	0	111	73	138	121.4	8.95	20	
1,2-Dichloroethane	102.9	10	µg/L	100	0	103	75	130	113.3	9.62	20	
Benzene	103.5	5.0	µg/L	100	0	104	79	123	113	8.82	20	

Qualifiers: ND - Not Detected at the Reporting Limit S - Spike Recovery outside accepted recovery limits B - Analyte detected in the associated Method Blank
 J - Analyte detected below quantitation limits R - RPD outside accepted recovery limits NA - Not applicable where J values or ND results occur
 RL - Reporting Limit; defined as the lowest concentration the laboratory can accurately quantitate.

Date: 20-May-06

AMRO Environmental Laboratories Corp.

QC SUMMARY REPORT
Matrix Spike Duplicate - Full List

CLIENT: SHAW E & I, Inc.
Work Order: 0605030
Project: 101960 Textron

Compound	95.95	10	µg/L	100	0	96	82	128	101.6	5.72	20
sec-Butylbenzene	95.95	10	µg/L	100	0	96	82	128	101.6	5.72	20
4-Isopropyltoluene	96.85	10	µg/L	100	0	96.8	77	128	101.2	4.34	20
1,3-Dichlorobenzene	95.9	10	µg/L	100	0	95.9	80	122	103.2	7.28	20
1,4-Dichlorobenzene	97.5	10	µg/L	100	0	97.5	78	123	98.6	1.12	20
n-Butylbenzene	97.5	10	µg/L	100	0	97.5	74	130	102.5	5	20
1,2-Dichlorobenzene	93.5	10	µg/L	100	0	93.5	78	121	99.35	6.07	20
1,2-Dibromo-3-chloropropane	93.85	25	µg/L	100	0	93.8	50	127	104.4	10.6	20
1,2,4-Trichlorobenzene	93	10	µg/L	100	0	93	67	128	95.45	2.6	20
Hexachlorobutadiene	93.15	10	µg/L	100	0	93.2	74	134	89.95	3.5	20
Naphthalene	88.95	25	µg/L	100	0	89	57	131	95.8	7.42	20
1,2,3-Trichlorobenzene	94.25	10	µg/L	100	0	94.2	64	131	94.7	0.476	20
Surr: Dibromofluoromethane	127.4	10	µg/L	125	0	102	85	116	0	0	0
Surr: 1,2-Dichloroethane-d4	127.5	10	µg/L	125	0	102	77	127	0	0	0
Surr: Toluene-d8	123.9	10	µg/L	125	0	99.1	86	114	0	0	0
Surr: 4-Bromofluorobenzene	124.5	10	µg/L	125	0	99.6	79	117	0	0	0

Qualifiers: ND - Not Detected at the Reporting Limit S - Spike Recovery outside accepted recovery limits B - Analyte detected in the associated Method Blank
 J - Analyte detected below quantitation limits R - RPD outside accepted recovery limits NA - Not applicable where J values or ND results occur
 RL - Reporting Limit; defined as the lowest concentration the laboratory can accurately quantitate.

Date: 20-May-06

AMRO Environmental Laboratories Corp.

QC SUMMARY REPORT
Matrix Spike - Full List

CLIENT: SHAW E & I, Inc.
Work Order: 0605030
Project: 101960 Textron

Sample ID: 0605030-08Amsf Batch ID: R32833 Test Code: SW8260B Units: µg/L Analysis Date: 5/6/2006 8:54:00 PM Prep Date: 5/6/2006
Client ID: MW-202D Run ID: V-3_060506A SeqNo: 540732

Analyte	QC Sample Result	RL	Units	QC Spike Amount	Original Sample Result	%REC	LowLimit	HighLimit	Original Sample or MS Result	%RPD	RPDLimit	Qua
Dichlorodifluoromethane	2092	500	µg/L	2000	0	105	16	150	0	0	0	
Chloromethane	1791	500	µg/L	2000	0	89.6	35	150	0	0	0	
Vinyl chloride	2068	200	µg/L	2000	0	103	49	150	0	0	0	
Chloroethane	2081	500	µg/L	2000	0	104	58	147	0	0	0	
Bromomethane	2392	200	µg/L	2000	0	120	49	142	0	0	0	
Trichlorofluoromethane	2111	200	µg/L	2000	0	106	57	149	0	0	0	
Diethyl ether	2102	500	µg/L	2000	0	105	66	136	0	0	0	
Acetone	1857	1,000	µg/L	2000	0	92.8	16	150	0	0	0	
1,1-Dichloroethene	2146	100	µg/L	2000	0	107	70	150	0	0	0	
Carbon disulfide	1964	200	µg/L	2000	0	98.2	47	135	0	0	0	
Methylene chloride	1939	500	µg/L	2000	0	97	66	142	0	0	0	
Methyl tert-butyl ether	1961	200	µg/L	2000	0	98	63	138	0	0	0	
trans-1,2-Dichloroethene	2236	200	µg/L	2000	0	112	78	135	0	0	0	
1,1-Dichloroethane	2109	200	µg/L	2000	0	105	76	131	0	0	0	
2-Butanone	1917	1,000	µg/L	2000	0	95.8	51	142	0	0	0	
2,2-Dichloropropane	2263	200	µg/L	2000	0	113	60	149	0	0	0	
cis-1,2-Dichloroethene	2196	200	µg/L	2000	0	110	74	128	0	0	0	
Chloroform	2278	200	µg/L	2000	0	114	80	129	0	0	0	
Tetrahydrofuran	2005	1,000	µg/L	2000	0	100	53	145	0	0	0	
Bromochloromethane	2175	200	µg/L	2000	0	109	78	130	0	0	0	
1,1,1-Trichloroethane	2381	200	µg/L	2000	0	119	77	139	0	0	0	
1,1-Dichloropropene	2238	200	µg/L	2000	0	112	74	127	0	0	0	
Carbon tetrachloride	2410	200	µg/L	2000	0	120	73	138	0	0	0	
1,2-Dichloroethane	2179	200	µg/L	2000	0	109	75	130	0	0	0	
Benzene	2225	100	µg/L	2000	0	111	79	123	0	0	0	

Qualifiers: ND - Not Detected at the Reporting Limit S - Spike Recovery outside accepted recovery limits B - Analyte detected in the associated Method Blank
 J - Analyte detected below quantitation limits R - RPD outside accepted recovery limits NA - Not applicable where J values or ND results occur
 RL - Reporting Limit; defined as the lowest concentration the laboratory can accurately quantitate.

Date: 20-May-06

AMRO Environmental Laboratories Corp.

CLIENT: SHAW E & I, Inc.

Work Order: 0605030

Project: 101960 Textron

QC SUMMARY REPORT

Matrix Spike - Full List

Compound	2153	2164	2176	2230	2130	2077	1845	2005	1967	1892	2021	2553	2464	2426	2425
sec-Butylbenzene	200	200	200	200	200	200	500	200	200	500	200	200	200	200	200
4-Isopropyltoluene	µg/L	µg/L	µg/L	µg/L	µg/L	µg/L	µg/L	µg/L	µg/L	µg/L	µg/L	µg/L	µg/L	µg/L	µg/L
1,3-Dichlorobenzene	2000	2000	2000	2000	2000	2000	2000	2000	2000	2000	2000	2500	2500	2500	2500
1,4-Dichlorobenzene	2000	2000	2000	2000	2000	2000	2000	2000	2000	2000	2000	2500	2500	2500	2500
n-Butylbenzene	200	200	200	200	200	200	500	200	200	500	200	200	200	200	200
1,2-Dichlorobenzene	200	200	200	200	200	200	500	200	200	500	200	200	200	200	200
1,2-Dibromo-3-chloropropane	200	200	200	200	200	200	500	200	200	500	200	200	200	200	200
1,2,4-Trichlorobenzene	200	200	200	200	200	200	500	200	200	500	200	200	200	200	200
Hexachlorobutadiene	200	200	200	200	200	200	500	200	200	500	200	200	200	200	200
Naphthalene	200	200	200	200	200	200	500	200	200	500	200	200	200	200	200
1,2,3-Trichlorobenzene	200	200	200	200	200	200	500	200	200	500	200	200	200	200	200
Surr: Dibromofluoromethane	200	200	200	200	200	200	500	200	200	500	200	200	200	200	200
Surr: 1,2-Dichloroethane-d4	200	200	200	200	200	200	500	200	200	500	200	200	200	200	200
Surr: Toluene-d8	200	200	200	200	200	200	500	200	200	500	200	200	200	200	200
Surr: 4-Bromofluorobenzene	200	200	200	200	200	200	500	200	200	500	200	200	200	200	200
	108	108	109	112	106	104	92.2	100	98.4	94.6	101	102	98.6	97	97
	82	77	80	78	74	78	50	67	74	57	64	85	77	86	79
	128	128	122	123	130	121	127	128	134	131	131	116	127	114	117
	0	0	0	0	0	0	0	0	0	0	0	0	0	0	0

Qualifiers: ND - Not Detected at the Reporting Limit S - Spike Recovery outside accepted recovery limits B - Analyte detected in the associated Method Blank
 J - Analyte detected below quantitation limits R - RPD outside accepted recovery limits NA - Not applicable where J values or ND results occur
 RL - Reporting Limit; defined as the lowest concentration the laboratory can accurately quantitate.

Date: 20-May-06

AMRO Environmental Laboratories Corp.

CLIENT: SHAW E & I, Inc.
 Work Order: 0605030
 Project: 101960 Textron

QC SUMMARY REPORT
 Matrix Spike Duplicate - Full List

Sample ID: 0605030-08Amsdf	Batch ID: R32833	Test Code: SW8260B	Units: µg/L	Analysis Date: 5/6/2006 9:29:00 PM	Prep Date: 5/6/2006							
Client ID: MW-202D	Run ID: V-3_060506A	SeqNo: 540733										
Analyte	QC Sample Result	RL	Units	QC Spike Amount	Original Sample Result	HighLimit	LowLimit	%REC	Result	%RPD	RPDLimit	Qua
Dichlorodifluoromethane	1977	500	µg/L	2000	0	16	150	98.8	0	5.65	20	20
Chloromethane	1790	500	µg/L	2000	0	35	150	89.5	0	0.0559	20	20
Vinyl chloride	2031	200	µg/L	2000	0	49	150	102	0	1.81	20	20
Chloroethane	2098	500	µg/L	2000	0	58	147	105	0	0.814	20	20
Bromomethane	2441	200	µg/L	2000	0	49	142	122	0	2.03	20	20
Trichlorofluoromethane	2010	200	µg/L	2000	0	57	149	100	0	4.9	20	20
Diethyl ether	2009	500	µg/L	2000	0	66	136	100	0	4.52	20	20
Acetone	1902	1,000	µg/L	2000	0	16	150	95.1	0	2.39	20	20
1,1-Dichloroethene	2121	100	µg/L	2000	0	70	150	106	0	1.17	20	20
Carbon disulfide	1888	200	µg/L	2000	0	47	135	94.4	0	3.95	20	20
Methylene chloride	1943	500	µg/L	2000	0	66	142	97.2	0	0.206	20	20
Methyl tert-butyl ether	1933	200	µg/L	2000	0	63	138	96.7	0	1.44	20	20
trans-1,2-Dichloroethene	2126	200	µg/L	2000	0	78	135	106	0	5.04	20	20
1,1-Dichloroethane	2061	200	µg/L	2000	0	76	131	103	0	2.3	20	20
2-Butanone	2212	1,000	µg/L	2000	0	51	142	111	0	14.3	20	20
2,2-Dichloropropane	2182	200	µg/L	2000	0	60	149	109	0	3.64	20	20
cis-1,2-Dichloroethene	2204	200	µg/L	2000	0	74	128	110	0	0.364	20	20
Chloroform	2225	200	µg/L	2000	0	80	129	111	0	2.35	20	20
Tetrahydrofuran	1893	1,000	µg/L	2000	0	53	145	94.6	0	5.75	20	20
Bromochloromethane	2143	200	µg/L	2000	0	78	130	107	0	1.48	20	20
1,1,1-Trichloroethane	2262	200	µg/L	2000	0	77	139	113	0	5.13	20	20
1,1-Dichloropropene	2151	200	µg/L	2000	0	74	127	108	0	3.96	20	20
Carbon tetrachloride	2315	200	µg/L	2000	0	73	138	116	0	4.02	20	20
1,2-Dichloroethane	2123	200	µg/L	2000	0	75	130	106	0	2.6	20	20
Benzene	2131	100	µg/L	2000	0	79	123	107	0	4.32	20	20

Qualifiers: ND - Not Detected at the Reporting Limit
 S - Spike Recovery outside accepted recovery limits
 B - Analyte detected in the associated Method Blank
 J - Analyte detected below quantitation limits
 R - RPD outside accepted recovery limits
 NA - Not applicable where J values or ND results occur
 RL - Reporting Limit; defined as the lowest concentration the laboratory can accurately quantitate.

Date: 20-May-06

AMRO Environmental Laboratories Corp.

QC SUMMARY REPORT
Matrix Spike Duplicate - Full List

CLIENT: SHAW E & I, Inc.
Work Order: 0605030
Project: 101960 Textron

Compound	2329	200	µg/L	2000	133	110	79	126	2402	3.09	20
Trichloroethene	2127	200	µg/L	2000	0	106	76	125	2205	3.6	20
1,2-Dichloropropane	2018	200	µg/L	2000	0	101	69	119	2046	1.38	20
Bromodichloromethane	2108	200	µg/L	2000	0	105	76	127	2206	4.54	20
Dibromomethane	1788	1,000	µg/L	2000	0	89.4	53	141	2037	13	20
4-Methyl-2-pentanone	1924	100	µg/L	2000	0	96.2	70	119	2021	4.92	20
cis-1,3-Dichloropropene	2183	200	µg/L	2000	0	109	82	124	2254	3.2	20
Toluene	2079	100	µg/L	2000	0	104	64	124	2171	4.33	20
trans-1,3-Dichloropropene	2043	200	µg/L	2000	0	102	73	127	2136	4.45	20
1,1,2-Trichloroethane	2159	200	µg/L	2000	0	108	73	127	2199	1.84	20
1,2-Dibromoethane	1853	1,000	µg/L	2000	0	92.6	37	145	1699	8.67	20
2-Hexanone	2193	200	µg/L	2000	0	110	76	123	2211	0.817	20
1,3-Dichloropropane	38090	200	µg/L	2000	37400	34.6	82	129	38420	0.847	20
Tetrachloroethene	2024	200	µg/L	2000	0	101	59	125	2115	4.4	20
Dibromochloromethane	2141	200	µg/L	2000	0	107	80	120	2189	2.22	20
Chlorobenzene	2175	200	µg/L	2000	0	109	72	124	2228	2.41	20
1,1,1,2-Tetrachloroethane	2137	200	µg/L	2000	0	107	83	123	2194	2.63	20
Ethylbenzene	4392	200	µg/L	4000	0	110	84	121	4455	1.42	20
m,p-Xylene	2173	200	µg/L	2000	0	109	83	119	2205	1.46	20
o-Xylene	2195	200	µg/L	2000	0	110	80	122	2201	0.273	20
Styrene	2186	200	µg/L	2000	0	109	54	119	2220	1.54	20
Bromoform	2116	200	µg/L	2000	0	106	75	131	2208	4.26	20
Isopropylbenzene	2100	200	µg/L	2000	0	105	61	139	2142	1.98	20
1,1,2,2-Tetrachloroethane	2052	200	µg/L	2000	0	103	66	130	2052	0	20
1,2,3-Trichloropropane	2129	200	µg/L	2000	0	106	77	124	2171	1.95	20
Bromobenzene	2077	200	µg/L	2000	0	104	76	131	2145	3.22	20
n-Propylbenzene	2105	200	µg/L	2000	0	105	78	125	2096	0.428	20
2-Chlorotoluene	2099	200	µg/L	2000	0	105	75	124	2160	2.86	20
4-Chlorotoluene	2123	200	µg/L	2000	0	106	79	124	2183	2.79	20
1,3,5-Trimethylbenzene	2100	200	µg/L	2000	0	105	79	126	2121	0.995	20
tert-Butylbenzene	2141	200	µg/L	2000	0	107	77	124	2145	0.187	20
1,2,4-Trimethylbenzene											

Qualifiers: ND - Not Detected at the Reporting Limit
 J - Analyte detected below quantitation limits
 RL - Reporting Limit; defined as the lowest concentration the laboratory can accurately quantitate.
 S - Spike Recovery outside accepted recovery limits
 R - RPD outside accepted recovery limits
 B - Analyte detected in the associated Method Blank
 NA - Not applicable where J values or ND results occur

Date: 20-May-06

AMRO Environmental Laboratories Corp.

QC SUMMARY REPORT
Matrix Spike Duplicate - Full List

CLIENT: SHAW E & I, Inc.
Work Order: 0605030
Project: 101960 Textron

Compound	2174	200	µg/L	2000	0	109	82	128	2153	0.971	20
sec-Butylbenzene	2174	200	µg/L	2000	0	109	82	128	2153	0.971	20
4-Isopropyltoluene	2214	200	µg/L	2000	0	111	77	128	2164	2.28	20
1,3-Dichlorobenzene	2161	200	µg/L	2000	0	108	80	122	2176	0.692	20
1,4-Dichlorobenzene	2221	200	µg/L	2000	0	111	78	123	2230	0.404	20
n-Butylbenzene	2161	200	µg/L	2000	0	108	74	130	2130	1.44	20
1,2-Dichlorobenzene	2093	200	µg/L	2000	0	105	78	121	2077	0.767	20
1,2-Dibromo-3-chloropropane	1928	500	µg/L	2000	0	96.4	50	127	1845	4.4	20
1,2,4-Trichlorobenzene	2111	200	µg/L	2000	0	106	67	128	2005	5.15	20
Hexachlorobutadiene	1992	200	µg/L	2000	0	99.6	74	134	1967	1.26	20
Naphthalene	1947	500	µg/L	2000	0	97.4	57	131	1892	2.87	20
1,2,3-Trichlorobenzene	2126	200	µg/L	2000	0	106	64	131	2021	5.06	20
Surr: Dibromofluoromethane	2510	200	µg/L	2500	0	100	85	116	0	0	0
Surr: 1,2-Dichloroethane-d4	2495	200	µg/L	2500	0	99.8	77	127	0	0	0
Surr: Toluene-d8	2408	200	µg/L	2500	0	96.3	86	114	0	0	0
Surr: 4-Bromofluorobenzene	2478	200	µg/L	2500	0	99.1	79	117	0	0	0

Qualifiers: ND - Not Detected at the Reporting Limit S - Spike Recovery outside accepted recovery limits B - Analyte detected in the associated Method Blank
 J - Analyte detected below quantitation limits R - RPD outside accepted recovery limits NA - Not applicable where J values or ND results occur
 RL - Reporting Limit, defined as the lowest concentration the laboratory can accurately quantitate.

AMRO Environmental Laboratories Corp.

Date: 20-May-06

CLIENT: SHAW E & I, Inc.

Work Order: 0605030

Project: 101960 Textron

QC SUMMARY REPORT

Matrix Spike - Full List

Sample ID: 0605030-17Amsf Batch ID: R32879 Test Code: SW8260B Units: µg/L Analysis Date: 5/10/2006 3:59:00 PM Prep Date: 5/10/2006
 Client ID: MW-205 Run ID: V-3_060510A SeqNo: 541425

Analyte	QC Sample		RL	QC Spike		Original Sample	Original Sample		%RPD	RPDLimit	Qua
	Result	Units		Amount	Result		%REC	LowLimit			
Dichlorodifluoromethane	91.05	µg/L	25	100	0	91	16	150	0		
Chloromethane	73.6	µg/L	25	100	0	73.6	35	150	0		
Vinyl chloride	91	µg/L	10	100	0	91	49	150	0		
Chloroethane	96.25	µg/L	25	100	0	96.2	58	147	0		
Bromomethane	112.3	µg/L	10	100	0	112	49	142	0		
Trichlorofluoromethane	101.3	µg/L	10	100	0	101	57	149	0		
Diethyl ether	95.25	µg/L	25	100	0	95.2	66	136	0		
Acetone	92.65	µg/L	50	100	5.81	86.8	16	150	0		
1,1-Dichloroethene	101.2	µg/L	5.0	100	0	101	70	150	0		
Carbon disulfide	91.1	µg/L	10	100	0	91.1	47	135	0		
Methylene chloride	94.8	µg/L	25	100	0	94.8	66	142	0		
Methyl tert-butyl ether	88.25	µg/L	10	100	0	88.2	63	138	0		
trans-1,2-Dichloroethene	105.8	µg/L	10	100	0	106	78	135	0		
1,1-Dichloroethane	98.9	µg/L	10	100	0	98.9	76	131	0		
2-Butanone	92.75	µg/L	50	100	0	92.8	51	142	0		
2,2-Dichloropropane	118.2	µg/L	10	100	0	118	60	149	0		
cis-1,2-Dichloroethene	99.4	µg/L	10	100	1.36	98	74	128	0		
Chloroform	112.1	µg/L	10	100	0	112	80	129	0		
Tetrahydrofuran	96.7	µg/L	50	100	0	96.7	53	145	0		
Bromochloromethane	103.2	µg/L	10	100	0	103	78	130	0		
1,1,1-Trichloroethane	116.6	µg/L	10	100	0	117	77	139	0		
1,1-Dichloropropene	107.6	µg/L	10	100	0	108	74	127	0		
Carbon tetrachloride	117.5	µg/L	10	100	0	118	73	138	0		
1,2-Dichloroethane	102	µg/L	10	100	0	102	75	130	0		
Benzene	105.5	µg/L	5.0	100	0	106	79	123	0		

Qualifiers: ND - Not Detected at the Reporting Limit S - Spike Recovery outside accepted recovery limits B - Analyte detected in the associated Method Blank
 J - Analyte detected below quantitation limits R - RPD outside accepted recovery limits NA - Not applicable where J values or ND results occur
 RL - Reporting Limit; defined as the lowest concentration the laboratory can accurately quantitate.

AMRO Environmental Laboratories Corp.

Date: 20-May-06

QC SUMMARY REPORT
Matrix Spike - Full List

CLIENT: SHAW E & I, Inc.
Work Order: 0605030
Project: 101960 Textron

Compound	107.8	10	µg/L	100	3.4	104	79	126	0
Trichloroethene	107.8	10	µg/L	100	3.4	104	79	126	0
1,2-Dichloropropane	105	10	µg/L	100	0	105	76	125	0
Bromodichloromethane	100	10	µg/L	100	0	100	69	119	0
Dibromomethane	102.4	10	µg/L	100	0	102	76	127	0
4-Methyl-2-pentanone	90.15	50	µg/L	100	0	90.2	53	141	0
cis-1,3-Dichloropropene	96.2	5.0	µg/L	100	0	96.2	70	119	0
Toluene	107.8	10	µg/L	100	0	108	82	124	0
trans-1,3-Dichloropropene	104.2	5.0	µg/L	100	0	104	64	124	0
1,1,2-Trichloroethane	104.1	10	µg/L	100	0	104	73	127	0
1,2-Dibromoethane	105	10	µg/L	100	0	105	73	127	0
2-Hexanone	85	50	µg/L	100	0	85	37	145	0
1,3-Dichloropropane	101.2	10	µg/L	100	0	101	76	123	0
Tetrachloroethene	118.7	10	µg/L	100	6.63	112	82	129	0
Dibromochloromethane	97.8	10	µg/L	100	0	97.8	59	125	0
Chlorobenzene	104.8	10	µg/L	100	0	105	80	120	0
1,1,1,2-Tetrachloroethane	103.3	10	µg/L	100	0	103	72	124	0
Ethylbenzene	104.8	10	µg/L	100	0	105	83	123	0
m,p-Xylene	215.3	10	µg/L	200	0	108	84	121	0
o-Xylene	105.3	10	µg/L	100	0	105	83	119	0
Styrene	106.1	10	µg/L	100	0	106	80	122	0
Bromoform	111.8	10	µg/L	100	0	112	54	119	0
Isopropylbenzene	101.5	10	µg/L	100	0	102	75	131	0
1,1,2,2-Tetrachloroethane	99.15	10	µg/L	100	0	99.2	61	139	0
1,2,3-Trichloropropane	96.55	10	µg/L	100	0	96.6	66	130	0
Bromobenzene	105.7	10	µg/L	100	0	106	77	124	0
n-Propylbenzene	100.2	10	µg/L	100	0	100	76	131	0
2-Chlorotoluene	98.95	10	µg/L	100	0	99	78	125	0
4-Chlorotoluene	99.3	10	µg/L	100	0	99.3	75	124	0
1,3,5-Trimethylbenzene	102	10	µg/L	100	0	102	79	124	0
tert-Butylbenzene	99.25	10	µg/L	100	0	99.2	79	126	0
1,2,4-Trimethylbenzene	103.3	10	µg/L	100	0	103	77	124	0

Qualifiers: ND - Not Detected at the Reporting Limit S - Spike Recovery outside accepted recovery limits B - Analyte detected in the associated Method Blank
 J - Analyte detected below quantitation limits R - RPD outside accepted recovery limits NA - Not applicable where J values or ND results occur
 RL - Reporting Limit; defined as the lowest concentration the laboratory can accurately quantitate.

Date: 20-May-06

AMRO Environmental Laboratories Corp.

CLIENT: SHAW E & I, Inc.

Work Order: 0605030

Project: 101960 Textron

QC SUMMARY REPORT

Matrix Spike - Full List

Chemical Name	101.6	10	µg/L	100	0	102	82	128	0
sec-Butylbenzene	101.6	10	µg/L	100	0	102	82	128	0
4-Isopropyltoluene	102.8	10	µg/L	100	0	103	77	128	0
1,3-Dichlorobenzene	103.8	10	µg/L	100	0	104	80	122	0
1,4-Dichlorobenzene	105.7	10	µg/L	100	0	106	78	123	0
n-Butylbenzene	100.2	10	µg/L	100	0	100	74	130	0
1,2-Dichlorobenzene	101.2	10	µg/L	100	0	101	78	121	0
1,2-Dibromo-3-chloropropane	90.75	25	µg/L	100	0	90.8	50	127	0
1,2,4-Trichlorobenzene	95.55	10	µg/L	100	0	95.6	67	128	0
Hexachlorobutadiene	95.2	10	µg/L	100	0	95.2	74	134	0
Naphthalene	89.75	25	µg/L	100	0	89.8	57	131	0
1,2,3-Trichlorobenzene	94.05	10	µg/L	100	0	94	64	131	0
Surr: Dibromofluoromethane	124	10	µg/L	125	0	99.2	85	116	0
Surr: 1,2-Dichloroethane-d4	124.2	10	µg/L	125	0	99.4	77	127	0
Surr: Toluene-d8	121.6	10	µg/L	125	0	97.3	86	114	0
Surr: 4-Bromofluorobenzene	128.1	10	µg/L	125	0	102	79	117	0

Qualifiers: ND - Not Detected at the Reporting Limit S - Spike Recovery outside accepted recovery limits B - Analyte detected in the associated Method Blank
 J - Analyte detected below quantitation limits R - RPD outside accepted recovery limits NA - Not applicable where J values or ND results occur
 RL - Reporting Limit; defined as the lowest concentration the laboratory can accurately quantitate.

AMRO Environmental Laboratories Corp.

Date: 20-May-06

QC SUMMARY REPORT

Matrix Spike Duplicate - Full List

CLIENT: SHAW E & I, Inc.
 Work Order: 0605030
 Project: 101960 Textron

Sample ID: 0605030-17Amsdf Batch ID: R32879 Test Code: SW8260B Units: µg/L Analysis Date: 5/10/2006 4:34:00 PM Prep Date: 5/10/2006
 Client ID: MW-205 Run ID: V-3_060510A SeqNo: 541426

Analyte	QC Sample Result	RL	Units	QC Spike Amount	Original Sample Result	%REC	LowLimit	HighLimit	Original Sample or MS Result	%RPD	RPDLimit	Qua
Dichlorodifluoromethane	94.45	25	µg/L	100	0	94.4	16	150	91.05	3.67	20	
Chloromethane	75	25	µg/L	100	0	75	35	150	73.6	1.88	20	
Vinyl chloride	90.15	10	µg/L	100	0	90.2	49	150	91	0.938	20	
Chloroethane	94.1	25	µg/L	100	0	94.1	58	147	96.25	2.26	20	
Bromomethane	112.6	10	µg/L	100	0	113	49	142	112.3	0.311	20	
Trichlorofluoromethane	96.45	10	µg/L	100	0	96.5	57	149	101.3	4.91	20	
Diethyl ether	93.9	25	µg/L	100	0	93.9	66	136	95.25	1.43	20	
Acetone	90.45	50	µg/L	100	5.81	84.6	16	150	92.65	2.4	20	
1,1-Dichloroethene	99.8	5.0	µg/L	100	0	99.8	70	150	101.2	1.34	20	
Carbon disulfide	86.1	10	µg/L	100	0	86.1	47	135	91.1	5.64	20	
Methylene chloride	90.3	25	µg/L	100	0	90.3	66	142	94.8	4.86	20	
Methyl tert-butyl ether	88.25	10	µg/L	100	0	88.2	63	138	88.25	0	20	
trans-1,2-Dichloroethene	103.9	10	µg/L	100	0	104	78	135	105.8	1.86	20	
1,1-Dichloroethane	96.55	10	µg/L	100	0	96.6	76	131	98.9	2.4	20	
2-Butanone	89.7	50	µg/L	100	0	89.7	51	142	92.75	3.34	20	
2,2-Dichloropropane	109	10	µg/L	100	0	109	60	149	118.2	8.05	20	
cis-1,2-Dichloroethene	96.95	10	µg/L	100	1.36	95.6	74	128	99.4	2.5	20	
Chloroform	105	10	µg/L	100	0	105	80	129	112.1	6.49	20	
Tetrahydrofuran	95.2	50	µg/L	100	0	95.2	53	145	96.7	1.56	20	
Bromochloromethane	101.7	10	µg/L	100	0	102	78	130	103.2	1.56	20	
1,1,1-Trichloroethane	109.6	10	µg/L	100	0	110	77	139	116.6	6.23	20	
1,1-Dichloropropene	102.8	10	µg/L	100	0	103	74	127	107.6	4.61	20	
Carbon tetrachloride	110.9	10	µg/L	100	0	111	73	138	117.5	5.78	20	
1,2-Dichloroethane	99.1	10	µg/L	100	0	99.1	75	130	102	2.84	20	
Benzene	103	5.0	µg/L	100	0	103	79	123	105.5	2.35	20	

Qualifiers: ND - Not Detected at the Reporting Limit S - Spike Recovery outside accepted recovery limits B - Analyte detected in the associated Method Blank
 J - Analyte detected below quantitation limits R - RPD outside accepted recovery limits NA - Not applicable where J values or ND results occur
 RL - Reporting Limit; defined as the lowest concentration the laboratory can accurately quantitate.

AMRO Environmental Laboratories Corp.

Date: 20-May-06

QC SUMMARY REPORT
Matrix Spike Duplicate - Full List

CLIENT: SHAW E & J, Inc.
Work Order: 0605030
Project: 101960 Textron

Compound	109.5	10	µg/L	100	3.4	106	79	126	107.8	1.56	20
Trichloroethene	109.5	10	µg/L	100	3.4	106	79	126	107.8	1.56	20
1,2-Dichloropropane	100.2	10	µg/L	100	0	100	76	125	105	4.58	20
Bromodichloromethane	97.5	10	µg/L	100	0	97.5	69	119	100	2.58	20
Dibromomethane	103.6	10	µg/L	100	0	104	76	127	102.4	1.12	20
4-Methyl-2-pentanone	88.75	50	µg/L	100	0	88.8	53	141	90.15	1.57	20
cis-1,3-Dichloropropene	91.4	5.0	µg/L	100	0	91.4	70	119	96.2	5.12	20
Toluene	105.5	10	µg/L	100	0	106	82	124	107.8	2.2	20
trans-1,3-Dichloropropene	100.1	5.0	µg/L	100	0	100	64	124	104.2	4.06	20
1,1,2-Trichloroethane	99.55	10	µg/L	100	0	99.6	73	127	104.1	4.47	20
1,2-Dibromoethane	104.8	10	µg/L	100	0	105	73	127	105	0.143	20
2-Hexanone	81.8	50	µg/L	100	0	81.8	37	145	85	3.84	20
1,3-Dichloropropane	98.85	10	µg/L	100	0	98.8	76	123	101.2	2.4	20
Tetrachloroethene	115.4	10	µg/L	100	6.63	109	82	129	118.7	2.82	20
Dibromochloromethane	91.85	10	µg/L	100	0	91.8	59	125	97.8	6.27	20
Chlorobenzene	99.9	10	µg/L	100	0	99.9	80	120	104.8	4.79	20
1,1,1,2-Tetrachloroethane	98.75	10	µg/L	100	0	98.8	72	124	103.3	4.5	20
Ethylbenzene	100.4	10	µg/L	100	0	100	83	123	104.8	4.24	20
m,p-Xylene	206	10	µg/L	200	0	103	84	121	215.3	4.44	20
o-Xylene	103.6	10	µg/L	100	0	104	83	119	105.3	1.68	20
Styrene	101.1	10	µg/L	100	0	101	80	122	106.1	4.83	20
Bromoform	106.5	10	µg/L	100	0	106	54	119	111.8	4.86	20
Isopropylbenzene	95.95	10	µg/L	100	0	96	75	131	101.5	5.62	20
1,1,2,2-Tetrachloroethane	97.5	10	µg/L	100	0	97.5	61	139	99.15	1.68	20
1,2,3-Trichloropropane	93	10	µg/L	100	0	93	66	130	96.55	3.75	20
Bromobenzene	99.9	10	µg/L	100	0	99.9	77	124	105.7	5.64	20
n-Propylbenzene	94.55	10	µg/L	100	0	94.6	76	131	100.2	5.75	20
2-Chlorotoluene	93.3	10	µg/L	100	0	93.3	78	125	98.95	5.88	20
4-Chlorotoluene	93.2	10	µg/L	100	0	93.2	75	124	99.3	6.34	20
1,3,5-Trimethylbenzene	96.4	10	µg/L	100	0	96.4	79	124	102	5.69	20
tert-Butylbenzene	94.7	10	µg/L	100	0	94.7	79	126	99.25	4.69	20
1,2,4-Trimethylbenzene	97.8	10	µg/L	100	0	97.8	77	124	103.3	5.47	20

Qualifiers: ND - Not Detected at the Reporting Limit
 J - Analyte detected below quantitation limits
 S - Spike Recovery outside accepted recovery limits
 R - RPD outside accepted recovery limits
 B - Analyte detected in the associated Method Blank
 NA - Not applicable where J values or ND results occur
 RL - Reporting Limit, defined as the lowest concentration the laboratory can accurately quantitate.

Date: 20-May-06

AMRO Environmental Laboratories Corp.

CLIENT: SHAW E & I, Inc.
 Work Order: 0605030
 Project: 101960 Textron

QC SUMMARY REPORT
 Matrix Spike Duplicate - Full List

Chemical Name	96.85	10	µg/L	100	0	96.8	82	128	101.6	4.79	20
sec-Butylbenzene	96.85	10	µg/L	100	0	96.8	82	128	101.6	4.79	20
4-Isopropyltoluene	98.2	10	µg/L	100	0	98.2	77	128	102.8	4.63	20
1,3-Dichlorobenzene	97.7	10	µg/L	100	0	97.7	80	122	103.8	6.01	20
1,4-Dichlorobenzene	98.75	10	µg/L	100	0	98.8	78	123	105.7	6.8	20
n-Butylbenzene	99.4	10	µg/L	100	0	99.4	74	130	100.2	0.851	20
1,2-Dichlorobenzene	94.65	10	µg/L	100	0	94.6	78	121	101.2	6.74	20
1,2-Dibromo-3-chloropropane	81.4	25	µg/L	100	0	81.4	50	127	90.75	10.9	20
1,2,4-Trichlorobenzene	94.7	10	µg/L	100	0	94.7	67	128	95.55	0.894	20
Hexachlorobutadiene	96.4	10	µg/L	100	0	96.4	74	134	95.2	1.25	20
Naphthalene	89.7	25	µg/L	100	0	89.7	57	131	89.75	0.0557	20
1,2,3-Trichlorobenzene	92.2	10	µg/L	100	0	92.2	64	131	94.05	1.99	20
Surr: Dibromofluoromethane	123.8	10	µg/L	125	0	99	85	116	0	0	0
Surr: 1,2-Dichloroethane-d4	125.1	10	µg/L	125	0	100	77	127	0	0	0
Surr: Toluene-d8	121.7	10	µg/L	125	0	97.4	86	114	0	0	0
Surr: 4-Bromofluorobenzene	131.4	10	µg/L	125	0	105	79	117	0	0	0

Qualifiers: ND - Not Detected at the Reporting Limit
 J - Analyte detected below quantitation limits
 S - Spike Recovery outside accepted recovery limits
 R - RPD outside accepted recovery limits
 B - Analyte detected in the associated Method Blank
 NA - Not applicable where J values or ND results occur
 RL - Reporting Limit, defined as the lowest concentration the laboratory can accurately quantitate.

Date: 20-May-06

AMRO Environmental Laboratories Corp.

QC SUMMARY REPORT
Laboratory Control Spike - Full List

CLIENT: SHAW E & I, Inc.
Work Order: 0605030
Project: 101960 Textron

Sample ID: Icast-05/05/06 Batch ID: R32828 Test Code: SW6260B Units: µg/L Analysis Date: 5/5/2006 10:40:00 AM Prep Date: 5/5/2006
Client ID: Run ID: V-3_060505A SeqNo: 540611

Analyte	QC Sample Result	RL	Units	QC Spike Amount	Original Sample Result	%REC	LowLimit	HighLimit	Original Sample or MS Result	%RPD	RPDLimit	Qua
Dichlorodifluoromethane	20.84	5.0	µg/L	20	0	104	10	150	0	0	0	
Chloromethane	16.35	3.0	µg/L	20	0	81.8	37	150	0	0	0	
Vinyl chloride	18.08	2.0	µg/L	20	0	90.4	48	150	0	0	0	
Chloroethane	18.77	5.0	µg/L	20	0	93.8	54	142	0	0	0	
Bromomethane	23.11	2.0	µg/L	20	0	116	51	137	0	0	0	
Trichlorofluoromethane	18.65	2.0	µg/L	20	0	93.3	62	141	0	0	0	
Diethyl ether	18.96	5.0	µg/L	20	0	94.8	68	134	0	0	0	
Acetone	19.7	10	µg/L	20	0	98.5	9	150	0	0	0	
1,1-Dichloroethene	18.83	1.0	µg/L	20	0	94.2	68	146	0	0	0	
Carbon disulfide	17.67	2.0	µg/L	20	0	88.4	52	131	0	0	0	
Methylene chloride	18.68	5.0	µg/L	20	0	93.4	67	138	0	0	0	
Methyl tert-butyl ether	18.41	2.0	µg/L	20	0	92	63	139	0	0	0	
trans-1,2-Dichloroethene	19.99	2.0	µg/L	20	0	100	81	126	0	0	0	
1,1-Dichloroethane	19.16	2.0	µg/L	20	0	95.8	78	124	0	0	0	
2-Butanone	21.68	10	µg/L	20	0	108	41	150	0	0	0	
2,2-Dichloropropane	23.61	2.0	µg/L	20	0	118	71	150	0	0	0	
cis-1,2-Dichloroethene	19.44	2.0	µg/L	20	0	97.2	78	121	0	0	0	
Chloroform	21.13	2.0	µg/L	20	0	106	82	123	0	0	0	
Tetrahydrofuran	21.12	10	µg/L	20	0	106	51	146	0	0	0	
Bromochloromethane	20.55	2.0	µg/L	20	0	103	77	131	0	0	0	
1,1,1-Trichloroethane	20.94	2.0	µg/L	20	0	105	81	127	0	0	0	
1,1-Dichloropropene	19.9	2.0	µg/L	20	0	99.5	76	119	0	0	0	
Carbon tetrachloride	20.88	2.0	µg/L	20	0	104	76	129	0	0	0	
1,2-Dichloroethane	20.54	2.0	µg/L	20	0	103	76	127	0	0	0	
Benzene	20.03	1.0	µg/L	20	0	100	81	118	0	0	0	

Qualifiers: ND - Not Detected at the Reporting Limit S - Spike Recovery outside accepted recovery limits B - Analyte detected in the associated Method Blank
 J - Analyte detected below quantitation limits R - RPD outside accepted recovery limits NA - Not applicable where J values or ND results occur
 RL - Reporting Limit; defined as the lowest concentration the laboratory can accurately quantitate.

Date: 20-May-06

AMRO Environmental Laboratories Corp.

QC SUMMARY REPORT
Laboratory Control Spike - Full List

CLIENT: SHAW E & I, Inc.
Work Order: 0605030
Project: 101960 Textron

Compound	Concentration (µg/L)	Recovery (%)	Acceptance	Concentration (µg/L)	Recovery (%)	Acceptance	Concentration (µg/L)	Recovery (%)	Acceptance
Trichloroethene	20.25	2.0	µg/L	20	81	101	0	101	119
1,2-Dichloropropane	20.29	2.0	µg/L	20	79	101	0	101	120
Bromodichloromethane	19.22	2.0	µg/L	20	77	96.1	0	96.1	131
Dibromomethane	20.88	2.0	µg/L	20	76	104	0	104	128
4-Methyl-2-pentanone	20.35	10	µg/L	20	51	102	0	102	141
cis-1,3-Dichloropropene	19.7	1.0	µg/L	20	76	98.5	0	98.5	120
Toluene	20.66	2.0	µg/L	20	83	103	0	103	119
trans-1,3-Dichloropropene	21.46	1.0	µg/L	20	66	107	0	107	128
1,1,2-Trichloroethane	20.41	2.0	µg/L	20	74	102	0	102	123
1,2-Dibromoethane	21.47	2.0	µg/L	20	72	107	0	107	128
2-Hexanone	18.31	10	µg/L	20	31	91.6	0	91.6	148
1,3-Dichloropropane	20.28	2.0	µg/L	20	76	101	0	101	122
Tetrachloroethene	20.2	2.0	µg/L	20	81	101	0	101	124
Dibromochloromethane	19.4	2.0	µg/L	20	63	97	0	97	126
Chlorobenzene	19.01	2.0	µg/L	20	84	95	0	95	113
1,1,1,2-Tetrachloroethane	19.69	2.0	µg/L	20	73	98.4	0	98.4	124
Ethylbenzene	19.27	2.0	µg/L	20	83	96.4	0	96.4	118
m,p-Xylene	39.73	2.0	µg/L	40	85	99.3	0	99.3	116
o-Xylene	20	2.0	µg/L	20	84	100	0	100	115
Styrene	19.62	2.0	µg/L	20	81	98.1	0	98.1	118
Bromoform	21.48	2.0	µg/L	20	55	107	0	107	126
Isopropylbenzene	18.33	2.0	µg/L	20	77	91.7	0	91.7	125
1,1,2,2-Tetrachloroethane	19.76	2.0	µg/L	20	62	98.8	0	98.8	134
1,2,3-Trichloropropane	20.09	2.0	µg/L	20	62	100	0	100	132
Bromobenzene	19.75	2.0	µg/L	20	78	98.8	0	98.8	119
n-Propylbenzene	18.62	2.0	µg/L	20	77	93.1	0	93.1	127
2-Chlorotoluene	19.03	2.0	µg/L	20	78	95.2	0	95.2	118
4-Chlorotoluene	19.01	2.0	µg/L	20	77	95	0	95	119
1,3,5-Trimethylbenzene	18.64	2.0	µg/L	20	80	93.2	0	93.2	120
tert-Butylbenzene	18.09	2.0	µg/L	20	81	90.4	0	90.4	120
1,2,4-Trimethylbenzene	19.29	2.0	µg/L	20	80	96.5	0	96.5	118

Qualifiers: ND - Not Detected at the Reporting Limit S - Spike Recovery outside accepted recovery limits B - Analyte detected in the associated Method Blank
 J - Analyte detected below quantitation limits R - RPD outside accepted recovery limits NA - Not applicable where J values or ND results occur
 RL - Reporting Limit; defined as the lowest concentration the laboratory can accurately quantitate.

Date: 20-May-06

AMRO Environmental Laboratories Corp.

QC SUMMARY REPORT
Laboratory Control Spike - Full List

CLIENT: SHAW E & I, Inc.
Work Order: 0605030
Project: 101960 Textron

Compound	Concentration (µg/L)	Recovery (%)	Acceptance	Concentration (µg/L)	Recovery (%)	Acceptance	Concentration (µg/L)	Recovery (%)	Acceptance
sec-Butylbenzene	18.63	2.0	µg/L	20	0	93.2	82	123	0
4-Isopropyltoluene	19.14	2.0	µg/L	20	0	95.7	80	126	0
1,3-Dichlorobenzene	19.41	2.0	µg/L	20	0	97	84	115	0
1,4-Dichlorobenzene	19.13	2.0	µg/L	20	0	95.7	79	117	0
n-Butylbenzene	19.03	2.0	µg/L	20	0	95.2	76	128	0
1,2-Dichlorobenzene	19.13	2.0	µg/L	20	0	95.7	81	117	0
1,2-Dibromo-3-chloropropane	18.82	5.0	µg/L	20	0	94.1	47	136	0
1,2,4-Trichlorobenzene	19.43	2.0	µg/L	20	0	97.2	73	126	0
Hexachlorobutadiene	17.71	2.0	µg/L	20	0	88.6	77	134	0
Naphthalene	19.45	5.0	µg/L	20	0	97.3	58	138	0
1,2,3-Trichlorobenzene	20.57	2.0	µg/L	20	0	103	76	124	0
Surr: Dibromofluoromethane	24.86	2.0	µg/L	25	0	99.4	85	116	0
Surr: 1,2-Dichloroethane-d4	24.8	2.0	µg/L	25	0	99.2	77	127	0
Surr: Toluene-d8	24.97	2.0	µg/L	25	0	99.9	86	114	0
Surr: 4-Bromofluorobenzene	24.97	2.0	µg/L	25	0	99.9	79	117	0

Qualifiers: ND - Not Detected at the Reporting Limit
J - Analyte detected below quantitation limits
RL - Reporting Limit; defined as the lowest concentration the laboratory can accurately quantitate.

S - Spike Recovery outside accepted recovery limits
R - RPD outside accepted recovery limits
NA - Not applicable where J values or ND results occur

B - Analyte detected in the associated Method Blank

Date: 20-May-06

AMRO Environmental Laboratories Corp.

QC SUMMARY REPORT
Laboratory Control Spike - Full List

CLIENT: SHAW E & I, Inc.
Work Order: 0605030
Project: 101960 Textron

Sample ID: Icsf-05/06/06 Batch ID: R32833 Test Code: SW8260B Units: µg/L Analysis Date: 5/6/2006 1:55:00 PM Prep Date: 5/6/2006
Client ID: Run ID: V-3_060506A SeqNo: 540758

Analyte	QC Sample Result	RL	Units	QC Spike Amount	Original Sample Result	%REC	LowLimit	HighLimit	Original Sample or MS Result	%RPD	RPDLimit	Qua
Dichlorodifluoromethane	20.1	5.0	µg/L	20	0	100	10	150	0	0	0	
Chloromethane	17.27	5.0	µg/L	20	0	86.4	37	150	0	0	0	
Vinyl chloride	18.44	2.0	µg/L	20	0	92.2	48	150	0	0	0	
Chloroethane	19.21	5.0	µg/L	20	0	96	54	142	0	0	0	
Bromomethane	22.06	2.0	µg/L	20	0	110	51	137	0	0	0	
Trichlorofluoromethane	18.25	2.0	µg/L	20	0	91.2	62	141	0	0	0	
Diethyl ether	19.66	5.0	µg/L	20	0	98.3	68	134	0	0	0	
Acetone	20.16	10	µg/L	20	0	101	9	150	0	0	0	
1,1-Dichloroethene	19.98	1.0	µg/L	20	0	99.9	68	146	0	0	0	
Carbon disulfide	18.34	2.0	µg/L	20	0	91.7	52	131	0	0	0	
Methylene chloride	20.01	5.0	µg/L	20	0	100	67	138	0	0	0	
Methyl tert-butyl ether	19.88	2.0	µg/L	20	0	99.4	63	139	0	0	0	
trans-1,2-Dichloroethene	20.2	2.0	µg/L	20	0	101	81	126	0	0	0	
1,1-Dichloroethane	19.87	2.0	µg/L	20	0	99.4	78	124	0	0	0	
2-Butanone	22.35	10	µg/L	20	0	112	41	150	0	0	0	
2,2-Dichloropropane	24.3	2.0	µg/L	20	0	122	71	150	0	0	0	
cis-1,2-Dichloroethene	20.32	2.0	µg/L	20	0	102	78	121	0	0	0	
Chloroform	20.55	2.0	µg/L	20	0	103	82	123	0	0	0	
Tetrahydrofuran	20.13	10	µg/L	20	0	101	51	146	0	0	0	
Bromochloromethane	20.68	2.0	µg/L	20	0	103	77	131	0	0	0	
1,1,1-Trichloroethane	21.03	2.0	µg/L	20	0	105	81	127	0	0	0	
1,1-Dichloropropene	20.36	2.0	µg/L	20	0	102	76	119	0	0	0	
Carbon tetrachloride	20.46	2.0	µg/L	20	0	102	76	129	0	0	0	
1,2-Dichloroethane	20.12	2.0	µg/L	20	0	101	76	127	0	0	0	
Benzene	20.05	1.0	µg/L	20	0	100	81	118	0	0	0	

Qualifiers: ND - Not Detected at the Reporting Limit S - Spike Recovery outside accepted recovery limits B - Analyte detected in the associated Method Blank
 J - Analyte detected below quantitation limits R - RPD outside accepted recovery limits NA - Not applicable where J values or ND results occur
 RL - Reporting Limit; defined as the lowest concentration the laboratory can accurately quantitate.

Date: 20-May-06

AMRO Environmental Laboratories Corp.

CLIENT: SHAW E & I, Inc.
 Work Order: 0605030
 Project: 101960 Textron

QC SUMMARY REPORT
 Laboratory Control Spike - Full List

Compound	Concentration (µg/L)	Recovery (%)	Acceptance	Reporting Limit (µg/L)	Concentration (µg/L)	Recovery (%)	Acceptance
Trichloroethene	19.76	2.0	µg/L	20	81	98.8	0
1,2-Dichloropropane	20.51	2.0	µg/L	20	79	103	0
Bromodichloromethane	18.5	2.0	µg/L	20	77	92.5	0
Dibromomethane	19.34	2.0	µg/L	20	76	96.7	0
4-Methyl-2-pentanone	17.29	10	µg/L	20	51	86.5	0
cis-1,3-Dichloropropene	19.55	1.0	µg/L	20	76	97.8	0
Toluene	20.2	2.0	µg/L	20	83	101	0
trans-1,3-Dichloropropene	21.22	1.0	µg/L	20	66	106	0
1,1,2-Trichloroethane	18.9	2.0	µg/L	20	74	94.5	0
1,2-Dibromoethane	20.23	2.0	µg/L	20	72	101	0
2-Hexanone	17.58	10	µg/L	20	31	87.9	0
1,3-Dichloropropane	21.25	2.0	µg/L	20	76	106	0
Tetrachloroethene	21.63	2.0	µg/L	20	81	108	0
Dibromochloromethane	19.54	2.0	µg/L	20	63	97.7	0
Chlorobenzene	20.13	2.0	µg/L	20	84	101	0
1,1,1,2-Tetrachloroethane	20.45	2.0	µg/L	20	73	102	0
Ethylbenzene	20.3	2.0	µg/L	20	83	102	0
m,p-Xylene	41.57	2.0	µg/L	40	85	104	0
o-Xylene	21.36	2.0	µg/L	20	84	107	0
Styrene	20.58	2.0	µg/L	20	81	103	0
Bromoform	21.57	2.0	µg/L	20	55	108	0
Isopropylbenzene	19.83	2.0	µg/L	20	77	99.2	0
1,1,2,2-Tetrachloroethane	20.01	2.0	µg/L	20	62	100	0
1,2,3-Trichloropropane	20.07	2.0	µg/L	20	62	100	0
Bromobenzene	21.4	2.0	µg/L	20	78	107	0
n-Propylbenzene	19.97	2.0	µg/L	20	77	99.8	0
2-Chlorotoluene	20.19	2.0	µg/L	20	78	101	0
4-Chlorotoluene	20.18	2.0	µg/L	20	77	101	0
1,3,5-Trimethylbenzene	20.32	2.0	µg/L	20	80	102	0
tert-Butylbenzene	19.59	2.0	µg/L	20	81	98	0
1,2,4-Trimethylbenzene	20.35	2.0	µg/L	20	80	102	0

Qualifiers: ND - Not Detected at the Reporting Limit S - Spike Recovery outside accepted recovery limits B - Analyte detected in the associated Method Blank
 J - Analyte detected below quantitation limits R - RRD outside accepted recovery limits NA - Not applicable where J values or ND results occur
 RL - Reporting Limit; defined as the lowest concentration the laboratory can accurately quantitate.

Date: 20-May-06

AMRO Environmental Laboratories Corp.

QC SUMMARY REPORT
Laboratory Control Spike - Full List

CLIENT:	SHAW E & I, Inc.								
Work Order:	0605030								
Project:	101960 Textron								
sec-Butylbenzene	20.2	2.0	µg/L	20	0	101	82	123	0
4-Isopropyltoluene	20.35	2.0	µg/L	20	0	102	80	126	0
1,3-Dichlorobenzene	20.15	2.0	µg/L	20	0	101	84	115	0
1,4-Dichlorobenzene	20.56	2.0	µg/L	20	0	103	79	117	0
n-Butylbenzene	20.11	2.0	µg/L	20	0	101	76	128	0
1,2-Dichlorobenzene	19.61	2.0	µg/L	20	0	98	81	117	0
1,2-Dibromo-3-chloropropane	17.77	5.0	µg/L	20	0	88.8	47	136	0
1,2,4-Trichlorobenzene	19.83	2.0	µg/L	20	0	99.2	73	126	0
Hexachlorobutadiene	17.55	2.0	µg/L	20	0	87.8	77	134	0
Naphthalene	19.08	5.0	µg/L	20	0	95.4	58	138	0
1,2,3-Trichlorobenzene	19.83	2.0	µg/L	20	0	99.2	76	124	0
Surr: Dibromofluoromethane	24.57	2.0	µg/L	25	0	98.3	85	116	0
Surr: 1,2-Dichloroethane-d4	24.45	2.0	µg/L	25	0	97.8	77	127	0
Surr: Toluene-d8	24.13	2.0	µg/L	25	0	96.5	86	114	0
Surr: 4-Bromofluorobenzene	25.62	2.0	µg/L	25	0	102	79	117	0

Qualifiers: ND - Not Detected at the Reporting Limit S - Spike Recovery outside accepted recovery limits B - Analyte detected in the associated Method Blank
 J - Analyte detected below quantitation limits R - RPD outside accepted recovery limits NA - Not applicable where J values or ND results occur
 RL - Reporting Limit; defined as the lowest concentration the laboratory can accurately quantitate.

AMRO Environmental Laboratories Corp.

Date: 20-May-06

QC SUMMARY REPORT
Laboratory Control Spike - Full List

CLIENT: SHAW E & I, Inc.
Work Order: 0605030
Project: 101960 Textron

Sample ID: LCSF-05/08/06 Batch ID: R32849 Test Code: SW8260B Units: µg/L Analysis Date: 5/8/2006 12:23:00 PM Prep Date: 5/8/2006
Client ID: Run ID: V-3_060508A SeqNo: 541072

Analyte	QC Sample Result	RL	Units	QC Spike Amount	Original Sample Result	%REC	LowLimit	HighLimit	Original Sample or MS Result	%RPD	RPDLimit	Qua
Dichlorodifluoromethane	19.17	5.0	µg/L	20	0	95.8	10	150	0	0	150	0
Chloromethane	15.97	5.0	µg/L	20	0	79.8	37	150	0	0	150	0
Vinyl chloride	17.85	2.0	µg/L	20	0	89.2	48	150	0	0	150	0
Chloroethane	17.69	5.0	µg/L	20	0	88.4	54	142	0	0	142	0
Bromomethane	20.06	2.0	µg/L	20	0	100	51	137	0	0	137	0
Trichlorofluoromethane	17.76	2.0	µg/L	20	0	88.8	62	141	0	0	141	0
Diethyl ether	17.47	5.0	µg/L	20	0	87.4	68	134	0	0	134	0
Acetone	17.45	10	µg/L	20	0	87.2	9	150	0	0	150	0
1,1-Dichloroethene	17.22	1.0	µg/L	20	0	86.1	68	146	0	0	146	0
Carbon disulfide	15.75	2.0	µg/L	20	0	78.8	52	131	0	0	131	0
Methylene chloride	16.49	5.0	µg/L	20	0	82.5	67	138	0	0	138	0
Methyl tert-butyl ether	17.06	2.0	µg/L	20	0	85.3	63	139	0	0	139	0
trans-1,2-Dichloroethene	18.27	2.0	µg/L	20	0	91.4	81	126	0	0	126	0
1,1-Dichloroethane	17.83	2.0	µg/L	20	0	89.2	78	124	0	0	124	0
2-Butanone	16.09	10	µg/L	20	0	80.4	41	150	0	0	150	0
2,2-Dichloropropane	23.23	2.0	µg/L	20	0	116	71	150	0	0	150	0
cis-1,2-Dichloroethene	17.59	2.0	µg/L	20	0	88	78	121	0	0	121	0
Chloroform	19.18	2.0	µg/L	20	0	95.9	82	123	0	0	123	0
Tetrahydrofuran	20.53	10	µg/L	20	0	103	51	146	0	0	146	0
Bromochloromethane	18.94	2.0	µg/L	20	0	94.7	77	131	0	0	131	0
1,1,1-Trichloroethane	20.47	2.0	µg/L	20	0	102	81	127	0	0	127	0
1,1-Dichloropropene	18.92	2.0	µg/L	20	0	94.6	76	119	0	0	119	0
Carbon tetrachloride	21.06	2.0	µg/L	20	0	105	76	129	0	0	129	0
1,2-Dichloroethane	17.99	2.0	µg/L	20	0	90	76	127	0	0	127	0
Benzene	18.84	1.0	µg/L	20	0	94.2	81	118	0	0	118	0

Qualifiers: ND - Not Detected at the Reporting Limit S - Spike Recovery outside accepted recovery limits B - Analyte detected in the associated Method Blank
 J - Analyte detected below quantitation limits R - RPD outside accepted recovery limits NA - Not applicable where J values or ND results occur
 RL - Reporting Limit; defined as the lowest concentration the laboratory can accurately quantitate.

Date: 20-May-06

AMRO Environmental Laboratories Corp.

QC SUMMARY REPORT
Laboratory Control Spike - Full List

CLIENT: SHAW E & I, Inc.
Work Order: 0605030
Project: 101960 Textron

Compound	Concentration (µg/L)	Recovery (%)	Acceptance	Reporting Limit	Concentration (µg/L)	Recovery (%)	Acceptance
Trichloroethene	18.78	2.0	µg/L	20	0	93.9	81
1,2-Dichloropropane	18.46	2.0	µg/L	20	0	92.3	79
Bromodichloromethane	17.38	2.0	µg/L	20	0	86.9	77
Dibromomethane	18.74	2.0	µg/L	20	0	93.7	76
4-Methyl-2-pentanone	18.55	10	µg/L	20	0	92.8	51
cis-1,3-Dichloropropene	18.08	1.0	µg/L	20	0	90.4	76
Toluene	19.21	2.0	µg/L	20	0	96	83
trans-1,3-Dichloropropene	19.83	1.0	µg/L	20	0	99.2	66
1,1,2-Trichloroethane	18.02	2.0	µg/L	20	0	90.1	74
1,2-Dibromoethane	19.52	2.0	µg/L	20	0	97.6	72
2-Hexanone	17.73	10	µg/L	20	0	88.6	31
1,3-Dichloropropane	18.52	2.0	µg/L	20	0	92.6	76
Tetrachloroethene	20.4	2.0	µg/L	20	0	102	81
Dibromochloromethane	17.72	2.0	µg/L	20	0	88.6	63
Chlorobenzene	18.8	2.0	µg/L	20	0	94	84
1,1,1,2-Tetrachloroethane	18.36	2.0	µg/L	20	0	91.8	73
Ethylbenzene	18.48	2.0	µg/L	20	0	92.4	83
m,p-Xylene	37.51	2.0	µg/L	40	0	93.8	85
o-Xylene	18.96	2.0	µg/L	20	0	94.8	84
Styrene	18.47	2.0	µg/L	20	0	92.4	81
Bromoform	19.67	2.0	µg/L	20	0	98.4	55
Isopropylbenzene	18.77	2.0	µg/L	20	0	93.8	77
1,1,2,2-Tetrachloroethane	18.39	2.0	µg/L	20	0	92	62
1,2,3-Trichloropropane	17.82	2.0	µg/L	20	0	89.1	62
Bromobenzene	18.96	2.0	µg/L	20	0	94.8	78
n-Propylbenzene	18.19	2.0	µg/L	20	0	91	77
2-Chlorotoluene	17.83	2.0	µg/L	20	0	89.2	78
4-Chlorotoluene	18.35	2.0	µg/L	20	0	91.8	77
1,3,5-Trimethylbenzene	18.76	2.0	µg/L	20	0	93.8	80
tert-Butylbenzene	18.49	2.0	µg/L	20	0	92.5	81
1,2,4-Trimethylbenzene	18.2	2.0	µg/L	20	0	91	80

Qualifiers: ND - Not Detected at the Reporting Limit S - Spike Recovery outside accepted recovery limits B - Analyte detected in the associated Method Blank
 J - Analyte detected below quantitation limits R - RPD outside accepted recovery limits NA - Not applicable where J values or ND results occur
 RL - Reporting Limit; defined as the lowest concentration the laboratory can accurately quantitate.

Date: 20-May-06

AMRO Environmental Laboratories Corp.

QC SUMMARY REPORT
Laboratory Control Spike - Full List

CLIENT: SHAW E & I, Inc.
Work Order: 0605030
Project: 101960 Textron

Analyte	RL	Concentration (µg/L)	Recovery (%)	Acceptance	Method
sec-Butylbenzene	18.81	2.0	94.1	0	123
4-Isopropyltoluene	19.18	2.0	95.9	0	126
1,3-Dichlorobenzene	18.39	2.0	92	0	115
1,4-Dichlorobenzene	18.29	2.0	91.4	0	117
n-Butylbenzene	19.24	2.0	96.2	0	128
1,2-Dichlorobenzene	17.87	2.0	89.4	0	117
1,2-Dibromo-3-chloropropane	17.8	5.0	89	0	136
1,2,4-Trichlorobenzene	18.46	2.0	92.3	0	126
Hexachlorobutadiene	18.2	2.0	91	0	134
Naphthalene	18.17	5.0	90.8	0	138
1,2,3-Trichlorobenzene	18.66	2.0	93.3	0	124
Surr: Dibromofluoromethane	25.15	2.0	101	0	116
Surr: 1,2-Dichloroethane-d4	23.61	2.0	94.4	0	127
Surr: Toluene-d8	24.26	2.0	97	0	114
Surr: 4-Bromofluorobenzene	24.79	2.0	99.2	0	117

Qualifiers: ND - Not Detected at the Reporting Limit
 J - Analyte detected below quantitation limits
 RL - Reporting Limit; defined as the lowest concentration the laboratory can accurately quantitate.

S - Spike Recovery outside accepted recovery limits
 R - RPD outside accepted recovery limits

B - Analyte detected in the associated Method Blank
 NA - Not applicable where J values or ND results occur

Date: 20-May-06

AMRO Environmental Laboratories Corp.

QC SUMMARY REPORT
Laboratory Control Spike - Full List

CLIENT: SHAW E & I, Inc.
Work Order: 0605030
Project: 101960 Textron

Sample ID: Icsf-05/09/06 Batch ID: R32863 Test Code: SW6260B Units: µg/L Analysis Date: 5/9/2006 10:44:00 AM Prep Date: 5/9/2006
Client ID: Run ID: V-3_060509A SeqNo: 541237

Analyte	QC Sample Result	RL	Units	QC Spike Amount	Original Sample Result	%REC	LowLimit	HighLimit	Original Sample or MS Result	%RPD	RPDLimit	Qua
Dichlorodifluoromethane	18.06	5.0	µg/L	20	0	90.3	10	150	0	0	0	
Chloromethane	15.15	3.0	µg/L	20	0	75.8	37	150	0	0	0	
Vinyl chloride	17.08	2.0	µg/L	20	0	85.4	48	150	0	0	0	
Chloroethane	18.03	5.0	µg/L	20	0	90.2	54	142	0	0	0	
Bromomethane	22.71	2.0	µg/L	20	0	114	51	137	0	0	0	
Trichlorofluoromethane	18.69	2.0	µg/L	20	0	93.4	62	141	0	0	0	
Diethyl ether	20.29	5.0	µg/L	20	0	101	68	134	0	0	0	
Acetone	20.12	10	µg/L	20	0	101	9	150	0	0	0	
1,1-Dichloroethene	18.79	1.0	µg/L	20	0	94	68	146	0	0	0	
Carbon disulfide	17.03	2.0	µg/L	20	0	85.2	52	131	0	0	0	
Methylene chloride	19.07	5.0	µg/L	20	0	95.4	67	138	0	0	0	
Methyl tert-butyl ether	19	2.0	µg/L	20	0	95	63	139	0	0	0	
trans-1,2-Dichloroethene	20.38	2.0	µg/L	20	0	102	81	126	0	0	0	
1,1-Dichloroethane	19.23	2.0	µg/L	20	0	96.2	78	124	0	0	0	
2-Butanone	20.18	10	µg/L	20	0	101	41	150	0	0	0	
2,2-Dichloropropane	24.31	2.0	µg/L	20	0	122	71	150	0	0	0	
cis-1,2-Dichloroethene	19.18	2.0	µg/L	20	0	95.9	78	121	0	0	0	
Chloroform	20.86	2.0	µg/L	20	0	104	82	123	0	0	0	
Tetrahydrofuran	21.35	10	µg/L	20	0	107	51	146	0	0	0	
Bromochloromethane	20.62	2.0	µg/L	20	0	103	77	131	0	0	0	
1,1,1-Trichloroethane	21.31	2.0	µg/L	20	0	107	81	127	0	0	0	
1,1-Dichloropropene	20.14	2.0	µg/L	20	0	101	76	119	0	0	0	
Carbon tetrachloride	20.83	2.0	µg/L	20	0	104	76	129	0	0	0	
1,2-Dichloroethane	19.7	2.0	µg/L	20	0	98.5	76	127	0	0	0	
Benzene	19.72	1.0	µg/L	20	0	98.6	81	118	0	0	0	

Qualifiers: ND - Not Detected at the Reporting Limit S - Spike-Recovery outside accepted recovery limits B - Analyte detected in the associated Method Blank
 J - Analyte detected below quantitation limits R - RPD outside accepted recovery limits NA - Not applicable where J values or ND results occur
 RL - Reporting Limit; defined as the lowest concentration the laboratory can accurately quantitate.

Date: 20-May-06

AMRO Environmental Laboratories Corp.

QC SUMMARY REPORT
Laboratory Control Spike - Full List

CLIENT: SHAW E & I, Inc.
Work Order: 0605030
Project: 101960 Textron

Compound	Concentration (µg/L)	Recovery (%)	Acceptance	Spikes	Replicates	Standard Deviation	Reporting Limit	Qualifiers
Trichloroethene	20.88	20	0	104	81	119	0	
1,2-Dichloropropane	20.7	20	0	104	79	120	0	
Bromodichloromethane	19.12	20	0	95.6	77	131	0	
Dibromomethane	20.65	20	0	103	76	128	0	
4-Methyl-2-pentanone	20.43	20	0	102	51	141	0	
cis-1,3-Dichloropropene	19.7	20	0	98.5	76	120	0	
Toluene	20.78	20	0	104	83	119	0	
trans-1,3-Dichloropropene	21.61	20	0	108	66	128	0	
1,1,2-Trichloroethane	20.58	20	0	103	74	123	0	
1,2-Dibromoethane	21.7	20	0	108	72	128	0	
2-Hexanone	18.01	20	0	90	31	148	0	
1,3-Dichloropropane	20.02	20	0	100	76	122	0	
Tetrachloroethene	21.65	20	0	108	81	124	0	
Dibromochloromethane	19.04	20	0	95.2	63	126	0	
Chlorobenzene	19.79	20	0	99	84	113	0	
1,1,1,2-Tetrachloroethane	20.09	20	0	100	73	124	0	
Ethylbenzene	19.27	20	0	96.4	83	118	0	
m,p-Xylene	40.18	40	0	100	85	116	0	
o-Xylene	20.24	20	0	101	84	115	0	
Styrene	19.86	20	0	99.3	81	118	0	
Bromoform	20.98	20	0	105	55	126	0	
Isopropylbenzene	19.07	20	0	95.4	77	125	0	
1,1,2,2-Tetrachloroethane	19.68	20	0	98.4	62	134	0	
1,2,3-Trichloropropane	19.84	20	0	99.2	62	132	0	
Bromobenzene	19.94	20	0	99.7	78	119	0	
n-Propylbenzene	18.9	20	0	94.5	77	127	0	
2-Chlorotoluene	18.99	20	0	95	78	118	0	
4-Chlorotoluene	19.55	20	0	97.8	77	119	0	
1,3,5-Trimethylbenzene	19.14	20	0	95.7	80	120	0	
tert-Butylbenzene	18.95	20	0	94.8	81	120	0	
1,2,4-Trimethylbenzene	19.82	20	0	99.1	80	118	0	

Qualifiers: ND - Not Detected at the Reporting Limit S - Spike Recovery outside accepted recovery limits B - Analyte detected in the associated Method Blank
 J - Analyte detected below quantitation limits R - RPD outside accepted recovery limits NA - Not applicable where J values or ND results occur
 RL - Reporting Limit; defined as the lowest concentration the laboratory can accurately quantitate.

Date: 20-May-06

AMRO Environmental Laboratories Corp.

QC SUMMARY REPORT
Laboratory Control Spike - Full List

CLIENT: SHAW E & I, Inc.
Work Order: 0605030
Project: 101960 Textron

Compound	Reporting Limit	Concentration	Recovery	Acceptance	Method	Blank
sec-Butylbenzene	19.34	2.0	96.7	0	82	123
4-Isopropyltoluene	19.39	2.0	97	0	80	126
1,3-Dichlorobenzene	19.76	2.0	98.8	0	84	115
1,4-Dichlorobenzene	19.83	2.0	99.2	0	79	117
n-Butylbenzene	19.44	2.0	97.2	0	76	128
1,2-Dichlorobenzene	19.87	2.0	99.4	0	81	117
1,2-Dibromo-3-chloropropane	18.67	5.0	93.4	0	47	136
1,2,4-Trichlorobenzene	20.24	2.0	101	0	73	126
Hexachlorobutadiene	17.86	2.0	89.3	0	77	134
Naphthalene	19.14	5.0	95.7	0	58	138
1,2,3-Trichlorobenzene	20.41	2.0	102	0	76	124
Surr: Dibromofluoromethane	24.82	2.0	99.3	0	85	116
Surr: 1,2-Dichloroethane-d4	24.71	2.0	98.8	0	77	127
Surr: Toluene-d8	25.23	2.0	101	0	86	114
Surr: 4-Bromofluorobenzene	24.98	2.0	99.9	0	79	117

Qualifiers: ND - Not Detected at the Reporting Limit S - Spike Recovery outside accepted recovery limits B - Analyte detected in the associated Method Blank
 J - Analyte detected below quantitation limits R - RPD outside accepted recovery limits NA - Not applicable where J values or ND results occur
 RL - Reporting Limit; defined as the lowest concentration the laboratory can accurately quantitate.

Date: 20-May-06

AMRO Environmental Laboratories Corp.

QC SUMMARY REPORT
Laboratory Control Spike - Full List

CLIENT: SHAW E & I, Inc.
Work Order: 0605030
Project: 101960 Textron

Sample ID: Icsf-05/10/06 Batch ID: R32879 Test Code: SW8260B Units: µg/L Analysis Date: 5/10/2006 8:27:00 AM Prep Date: 5/10/2006
Client ID: Run ID: V-3_060510A SeqNo: 542407

Analyte	QC Sample Result	RL	Units	QC Spike Amount	Original Sample Result	%REC	LowLimit	HighLimit	Original Sample or MS Result	%RPD	RPD Limit	Qual
Dichlorodifluoromethane	15.83	5.0	µg/L	20	0	79.2	10	150	0	0	0	0
Chloromethane	16.57	5.0	µg/L	20	0	82.8	37	150	0	0	0	0
Vinyl chloride	18.49	2.0	µg/L	20	0	92.5	48	150	0	0	0	0
Chloroethane	19.94	5.0	µg/L	20	0	99.7	54	142	0	0	0	0
Bromomethane	23.44	2.0	µg/L	20	0	117	51	137	0	0	0	0
Trichlorofluoromethane	18.18	2.0	µg/L	20	0	90.9	62	141	0	0	0	0
Diethyl ether	20.37	5.0	µg/L	20	0	102	68	134	0	0	0	0
Acetone	18.7	10	µg/L	20	0	93.5	9	150	0	0	0	0
1,1-Dichloroethene	20.06	1.0	µg/L	20	0	100	68	146	0	0	0	0
Carbon disulfide	18.95	2.0	µg/L	20	0	94.8	52	131	0	0	0	0
Methylene chloride	20.36	5.0	µg/L	20	0	102	67	138	0	0	0	0
Methyl tert-butyl ether	19.04	2.0	µg/L	20	0	95.2	63	139	0	0	0	0
trans-1,2-Dichloroethene	20.69	2.0	µg/L	20	0	103	81	126	0	0	0	0
1,1-Dichloroethane	20.28	2.0	µg/L	20	0	101	78	124	0	0	0	0
2-Butanone	19.21	10	µg/L	20	0	96	41	150	0	0	0	0
2,2-Dichloropropane	24.27	2.0	µg/L	20	0	121	71	150	0	0	0	0
cis-1,2-Dichloroethene	20.19	2.0	µg/L	20	0	101	78	121	0	0	0	0
Chloroform	21.99	2.0	µg/L	20	0	110	82	123	0	0	0	0
Tetrahydrofuran	20.63	10	µg/L	20	0	103	51	146	0	0	0	0
Bromochloromethane	21.42	2.0	µg/L	20	0	107	77	131	0	0	0	0
1,1,1-Trichloroethane	22.77	2.0	µg/L	20	0	114	81	127	0	0	0	0
1,1-Dichloropropene	21.28	2.0	µg/L	20	0	106	76	119	0	0	0	0
Carbon tetrachloride	21.79	2.0	µg/L	20	0	109	76	129	0	0	0	0
1,2-Dichloroethane	20.58	2.0	µg/L	20	0	103	76	127	0	0	0	0
Benzene	20.7	1.0	µg/L	20	0	104	81	118	0	0	0	0

Qualifiers: ND - Not Detected at the Reporting Limit S - Spike Recovery outside accepted recovery limits B - Analyte detected in the associated Method Blank
 J - Analyte detected below quantitation limits R - RPD outside accepted recovery limits NA - Not applicable where J values or ND results occur
 RL - Reporting Limit; defined as the lowest concentration the laboratory can accurately quantitate.

Date: 20-May-06

AMRO Environmental Laboratories Corp.

QC SUMMARY REPORT
Laboratory Control Spike - Full List

CLIENT: SHAW E & I, Inc.
Work Order: 0605030
Project: 101960 Textron

Compound	Reporting Limit	Concentration	Recovery	Recovery Limit	Recovery Status	Concentration	Recovery	Recovery Limit	Recovery Status
Trichloroethene	21.18	2.0	µg/L	20	0	106	81	119	0
1,2-Dichloropropane	21.48	2.0	µg/L	20	0	107	79	120	0
Bromodichloromethane	20.09	2.0	µg/L	20	0	100	77	131	0
Dibromomethane	21.11	2.0	µg/L	20	0	106	76	128	0
4-Methyl-2-pentanone	18.97	10	µg/L	20	0	94.8	51	141	0
cis-1,3-Dichloropropene	20.42	1.0	µg/L	20	0	102	76	120	0
Toluene	21.68	2.0	µg/L	20	0	108	83	119	0
trans-1,3-Dichloropropene	21.79	1.0	µg/L	20	0	109	66	128	0
1,1,2-Trichloroethane	20.33	2.0	µg/L	20	0	102	74	123	0
1,2-Dibromoethane	21.49	2.0	µg/L	20	0	107	72	128	0
2-Hexanone	16.36	10	µg/L	20	0	81.8	31	148	0
1,3-Dichloropropane	20.39	2.0	µg/L	20	0	102	76	122	0
Tetrachloroethene	21.23	2.0	µg/L	20	0	106	81	124	0
Dibromochloromethane	19.13	2.0	µg/L	20	0	95.7	63	126	0
Chlorobenzene	20.1	2.0	µg/L	20	0	100	84	113	0
1,1,1,2-Tetrachloroethane	19.84	2.0	µg/L	20	0	99.2	73	124	0
Ethylbenzene	19.73	2.0	µg/L	20	0	98.6	83	118	0
m,p-Xylene	41.11	2.0	µg/L	40	0	103	85	116	0
o-Xylene	20.89	2.0	µg/L	20	0	104	84	115	0
Styrene	20.19	2.0	µg/L	20	0	101	81	118	0
Bromoform	21.07	2.0	µg/L	20	0	105	55	126	0
Isopropylbenzene	20.19	2.0	µg/L	20	0	101	77	125	0
1,1,2,2-Tetrachloroethane	18.78	2.0	µg/L	20	0	93.9	62	134	0
1,2,3-Trichloropropane	18	2.0	µg/L	20	0	90	62	132	0
Bromobenzene	20.46	2.0	µg/L	20	0	102	78	119	0
n-Propylbenzene	19.35	2.0	µg/L	20	0	96.8	77	127	0
2-Chlorotoluene	19.16	2.0	µg/L	20	0	95.8	78	118	0
4-Chlorotoluene	19.1	2.0	µg/L	20	0	95.5	77	119	0
1,3,5-Trimethylbenzene	19.64	2.0	µg/L	20	0	98.2	80	120	0
tert-Butylbenzene	19.15	2.0	µg/L	20	0	95.8	81	120	0
1,2,4-Trimethylbenzene	20.11	2.0	µg/L	20	0	101	80	118	0

Qualifiers: ND - Not Detected at the Reporting Limit S - Spike Recovery outside accepted recovery limits B - Analyte detected in the associated Method Blank
 J - Analyte detected below quantitation limits R - RPD outside accepted recovery limits NA - Not applicable where J values or ND results occur
 RL - Reporting Limit; defined as the lowest concentration the laboratory can accurately quantitate.

AMRO Environmental Laboratories Corp.

Date: 20-May-06

QC SUMMARY REPORT
Laboratory Control Spike - Full List

CLIENT: SHAW E & I, Inc.
Work Order: 0605030
Project: 101960 Textron

Compound	20.03	2.0	µg/L	20	0	100	82	123	0
sec-Butylbenzene	20.03	2.0	µg/L	20	0	100	82	123	0
4-Isopropyltoluene	20.14	2.0	µg/L	20	0	101	80	126	0
1,3-Dichlorobenzene	20.2	2.0	µg/L	20	0	101	84	115	0
1,4-Dichlorobenzene	19.88	2.0	µg/L	20	0	99.4	79	117	0
n-Butylbenzene	20.49	2.0	µg/L	20	0	102	76	128	0
1,2-Dichlorobenzene	19.78	2.0	µg/L	20	0	98.9	81	117	0
1,2-Dibromo-3-chloropropane	17.59	5.0	µg/L	20	0	88	47	136	0
1,2,4-Trichlorobenzene	19.98	2.0	µg/L	20	0	99.9	73	126	0
Hexachlorobutadiene	18.76	2.0	µg/L	20	0	93.8	77	134	0
Naphthalene	18.14	5.0	µg/L	20	0	90.7	58	138	0
1,2,3-Trichlorobenzene	19.67	2.0	µg/L	20	0	98.4	76	124	0
Surr: Dibromofluoromethane	25.72	2.0	µg/L	25	0	103	85	116	0
Surr: 1,2-Dichloroethane-d4	25.1	2.0	µg/L	25	0	100	77	127	0
Surr: Toluene-d8	25.04	2.0	µg/L	25	0	100	86	114	0
Surr: 4-Bromofluorobenzene	26.06	2.0	µg/L	25	0	104	79	117	0

Qualifiers: ND - Not Detected at the Reporting Limit
 J - Analyte detected below quantitation limits
 RL - Reporting Limit; defined as the lowest concentration the laboratory can accurately quantitate.
 S - Spike Recovery outside accepted recovery limits
 R - RPD outside accepted recovery limits
 B - Analyte detected in the associated Method Blank
 NA - Not applicable where J values or ND results occur

AMRO Environmental Laboratories Corp.

Date: 17-May-06

CLIENT: SHAW E & I, Inc.
Project: 101960 Textron

Lab Order: 0605030

Lab ID: 0605030-01

Collection Date: 5/3/06 7:00:00 AM

Collection Time:

Client Sample ID: MW-206D

Matrix: GROUNDWATER

Analyses	Result	RL	Qual	Units	DF	Date Analyzed
----------	--------	----	------	-------	----	---------------

ION CHROMATOGRAPHY **E300** **Analyst: RK**

Chloride	57	5.0		mg/L	10	5/11/06
----------	----	-----	--	------	----	---------

HACH 8000 COD **HACH8000** **Analyst: GM**

Chemical Oxygen Demand	ND	50		mg/L	1	5/10/06
------------------------	----	----	--	------	---	---------

Lab ID: 0605030-02

Collection Date: 5/3/06 7:30:00 AM

Collection Time:

Client Sample ID: MW-206S

Matrix: GROUNDWATER

Analyses	Result	RL	Qual	Units	DF	Date Analyzed
----------	--------	----	------	-------	----	---------------

ION CHROMATOGRAPHY **E300** **Analyst: RK**

Chloride	3.4	0.50		mg/L	1	5/11/06
----------	-----	------	--	------	---	---------

HACH 8000 COD **HACH8000** **Analyst: GM**

Chemical Oxygen Demand	ND	50		mg/L	1	5/10/06
------------------------	----	----	--	------	---	---------

Lab ID: 0605030-03

Collection Date: 5/3/06 8:00:00 AM

Collection Time:

Client Sample ID: MW-204D

Matrix: GROUNDWATER

Analyses	Result	RL	Qual	Units	DF	Date Analyzed
----------	--------	----	------	-------	----	---------------

ION CHROMATOGRAPHY **E300** **Analyst: RK**

Chloride	5.9	0.50		mg/L	1	5/11/06
----------	-----	------	--	------	---	---------

HACH 8000 COD **HACH8000** **Analyst: GM**

Chemical Oxygen Demand	ND	50		mg/L	1	5/10/06
------------------------	----	----	--	------	---	---------

AMRO Environmental Laboratories Corp.

Date: 17-May-06

CLIENT: SHAW E & I, Inc.
Project: 101960 Textron

Lab Order: 0605030

Lab ID: 0605030-04

Collection Date: 5/3/06 8:30:00 AM

Collection Time:

Client Sample ID: MW-204S

Matrix: GROUNDWATER

Analyses	Result	RL	Qual	Units	DF	Date Analyzed
----------	--------	----	------	-------	----	---------------

ION CHROMATOGRAPHY E300 Analyst: RK

Chloride	1.4	0.50		mg/L	1	5/11/06
----------	-----	------	--	------	---	---------

HACH 8000 COD HACH8000 Analyst: GM

Chemical Oxygen Demand	ND	50		mg/L	1	5/10/06
------------------------	----	----	--	------	---	---------

Lab ID: 0605030-05

Collection Date: 5/3/06 9:00:00 AM

Collection Time:

Client Sample ID: MW-207S

Matrix: GROUNDWATER

Analyses	Result	RL	Qual	Units	DF	Date Analyzed
----------	--------	----	------	-------	----	---------------

ION CHROMATOGRAPHY E300 Analyst: RK

Chloride	120	15		mg/L	30	5/11/06
----------	-----	----	--	------	----	---------

HACH 8000 COD HACH8000 Analyst: GM

Chemical Oxygen Demand	78	50		mg/L	1	5/10/06
------------------------	----	----	--	------	---	---------

Lab ID: 0605030-06

Collection Date: 5/3/06 9:30:00 AM

Collection Time:

Client Sample ID: MW-207D

Matrix: GROUNDWATER

Analyses	Result	RL	Qual	Units	DF	Date Analyzed
----------	--------	----	------	-------	----	---------------

ION CHROMATOGRAPHY E300 Analyst: RK

Chloride	110	15		mg/L	30	5/11/06
----------	-----	----	--	------	----	---------

HACH 8000 COD HACH8000 Analyst: GM

Chemical Oxygen Demand	ND	50		mg/L	1	5/10/06
------------------------	----	----	--	------	---	---------

AMRO Environmental Laboratories Corp.

Date: 17-May-06

CLIENT: SHAW E & I, Inc.
Project: 101960 Textron

Lab Order: 0605030

Lab ID: 0605030-07

Collection Date: 5/3/06 10:00:00 AM

Collection Time:

Client Sample ID: MW-202S

Matrix: GROUNDWATER

Analyses	Result	RL	Qual	Units	DF	Date Analyzed
ION CHROMATOGRAPHY		E300		Analyst: RK		
Chloride	120	5.0		mg/L	10	5/11/06
HACH 8000 COD		HACH8000		Analyst: GM		
Chemical Oxygen Demand	ND	50		mg/L	1	5/10/06

Lab ID: 0605030-08

Collection Date: 5/3/06 10:30:00 AM

Collection Time:

Client Sample ID: MW-202D

Matrix: GROUNDWATER

Analyses	Result	RL	Qual	Units	DF	Date Analyzed
ION CHROMATOGRAPHY		E300		Analyst: RK		
Chloride	ND	25		mg/L	50	5/11/06
HACH 8000 COD		HACH8000		Analyst: GM		
Chemical Oxygen Demand	64	50		mg/L	1	5/10/06

Lab ID: 0605030-09

Collection Date: 5/3/06 11:00:00 AM

Collection Time:

Client Sample ID: MW-202S DUP.

Matrix: GROUNDWATER

Analyses	Result	RL	Qual	Units	DF	Date Analyzed
ION CHROMATOGRAPHY		E300		Analyst: RK		
Chloride	64	5.0		mg/L	10	5/11/06
HACH 8000 COD		HACH8000		Analyst: GM		
Chemical Oxygen Demand	73	50		mg/L	1	5/10/06

AMRO Environmental Laboratories Corp.

Date: 17-May-06

CLIENT: SHAW E & I, Inc.
Project: 101960 Textron

Lab Order: 0605030

Lab ID: 0605030-10

Collection Date: 5/3/06 11:30:00 AM

Collection Time:

Client Sample ID: MW-101D

Matrix: GROUNDWATER

Analyses	Result	RL	Qual	Units	DF	Date Analyzed
----------	--------	----	------	-------	----	---------------

ION CHROMATOGRAPHY

E300

Analyst: **RK**

Chloride	3.5	0.50		mg/L	1	5/12/06
----------	-----	------	--	------	---	---------

HACH 8000 COD

HACH8000

Analyst: **GM**

Chemical Oxygen Demand	140	50		mg/L	1	5/10/06
------------------------	-----	----	--	------	---	---------

Lab ID: 0605030-11

Collection Date: 5/3/06 12:00:00 PM

Collection Time:

Client Sample ID: MW-201S

Matrix: GROUNDWATER

Analyses	Result	RL	Qual	Units	DF	Date Analyzed
----------	--------	----	------	-------	----	---------------

ION CHROMATOGRAPHY

E300

Analyst: **RK**

Chloride	230	25		mg/L	50	5/12/06
----------	-----	----	--	------	----	---------

HACH 8000 COD

HACH8000

Analyst: **GM**

Chemical Oxygen Demand	57	50		mg/L	1	5/11/06
------------------------	----	----	--	------	---	---------

Lab ID: 0605030-12

Collection Date: 5/3/06 12:30:00 PM

Collection Time:

Client Sample ID: MW-201D

Matrix: GROUNDWATER

Analyses	Result	RL	Qual	Units	DF	Date Analyzed
----------	--------	----	------	-------	----	---------------

ION CHROMATOGRAPHY

E300

Analyst: **RK**

Chloride	36	5.0		mg/L	10	5/11/06
----------	----	-----	--	------	----	---------

HACH 8000 COD

HACH8000

Analyst: **GM**

Chemical Oxygen Demand	64	50		mg/L	1	5/11/06
------------------------	----	----	--	------	---	---------

AMRO Environmental Laboratories Corp.

Date: 17-May-06

CLIENT: SHAW E & I, Inc.
Project: 101960 Textron

Lab Order: 0605030

Lab ID: 0605030-13

Collection Date: 5/3/06 1:00:00 PM

Collection Time:

Client Sample ID: MW-203S

Matrix: GROUNDWATER

Analyses	Result	RL	Qual	Units	DF	Date Analyzed
----------	--------	----	------	-------	----	---------------

ION CHROMATOGRAPHY Analyst: RK
E300

Chloride	150	5.0		mg/L	10	5/11/06
----------	-----	-----	--	------	----	---------

HACH 8000 COD Analyst: GM
HACH8000

Chemical Oxygen Demand	55	50		mg/L	1	5/11/06
------------------------	----	----	--	------	---	---------

Lab ID: 0605030-14

Collection Date: 5/3/06 1:30:00 PM

Collection Time:

Client Sample ID: MW-203D

Matrix: GROUNDWATER

Analyses	Result	RL	Qual	Units	DF	Date Analyzed
----------	--------	----	------	-------	----	---------------

ION CHROMATOGRAPHY Analyst: RK
E300

Chloride	170	5.0		mg/L	10	5/11/06
----------	-----	-----	--	------	----	---------

HACH 8000 COD Analyst: GM
HACH8000

Chemical Oxygen Demand	ND	50		mg/L	1	5/11/06
------------------------	----	----	--	------	---	---------

Lab ID: 0605030-15

Collection Date: 5/3/06 2:00:00 PM

Collection Time:

Client Sample ID: MW-209D

Matrix: GROUNDWATER

Analyses	Result	RL	Qual	Units	DF	Date Analyzed
----------	--------	----	------	-------	----	---------------

ION CHROMATOGRAPHY Analyst: RK
E300

Chloride	110	5.0		mg/L	10	5/11/06
----------	-----	-----	--	------	----	---------

HACH 8000 COD Analyst: GM
HACH8000

Chemical Oxygen Demand	ND	50		mg/L	1	5/11/06
------------------------	----	----	--	------	---	---------

AMRO Environmental Laboratories Corp.

Date: 17-May-06

CLIENT: SHAW E & I, Inc.
Project: 101960 Textron

Lab Order: 0605030

Lab ID: 0605030-16

Collection Date: 5/3/06 2:30:00 PM

Collection Time:

Client Sample ID: MW-112

Matrix: GROUNDWATER

Analyses	Result	RL	Qual	Units	DF	Date Analyzed
----------	--------	----	------	-------	----	---------------

ION CHROMATOGRAPHY

E300

Analyst: RK

Chloride	87	5.0		mg/L	10	5/11/06
----------	----	-----	--	------	----	---------

HACH 8000 COD

HACH8000

Analyst: GM

Chemical Oxygen Demand	ND	50		mg/L	1	5/11/06
------------------------	----	----	--	------	---	---------

Lab ID: 0605030-17

Collection Date: 5/3/06 3:00:00 PM

Collection Time:

Client Sample ID: MW-205

Matrix: GROUNDWATER

Analyses	Result	RL	Qual	Units	DF	Date Analyzed
----------	--------	----	------	-------	----	---------------

ION CHROMATOGRAPHY

E300

Analyst: RK

Chloride	3.2	0.50		mg/L	1	5/12/06
----------	-----	------	--	------	---	---------

HACH 8000 COD

HACH8000

Analyst: GM

Chemical Oxygen Demand	ND	50		mg/L	1	5/11/06
------------------------	----	----	--	------	---	---------

Lab ID: 0605030-18

Collection Date: 5/3/06 3:30:00 PM

Collection Time:

Client Sample ID: MW-208D

Matrix: GROUNDWATER

Analyses	Result	RL	Qual	Units	DF	Date Analyzed
----------	--------	----	------	-------	----	---------------

ION CHROMATOGRAPHY

E300

Analyst: RK

Chloride	200	15		mg/L	30	5/12/06
----------	-----	----	--	------	----	---------

HACH 8000 COD

HACH8000

Analyst: GM

Chemical Oxygen Demand	91	50		mg/L	1	5/11/06
------------------------	----	----	--	------	---	---------

AMRO Environmental Laboratories Corp.

Date: 17-May-06

CLIENT: SHAW E & I, Inc.
Project: 101960 Textron

Lab Order: 0605030

Lab ID: 0605030-19

Collection Date: 5/3/06 4:00:00 PM

Collection Time:

Client Sample ID: MW-208S

Matrix: GROUNDWATER

Analyses	Result	RL	Qual	Units	DF	Date Analyzed
----------	--------	----	------	-------	----	---------------

ION CHROMATOGRAPHY E300 Analyst: RK

Chloride	240	25		mg/L	50	5/12/06
----------	-----	----	--	------	----	---------

HACH 8000 COD HACH8000 Analyst: GM

Chemical Oxygen Demand	66	50		mg/L	1	5/11/06
------------------------	----	----	--	------	---	---------

Lab ID: 0605030-20

Collection Date: 5/3/06 4:30:00 PM

Collection Time:

Client Sample ID: MW-116S

Matrix: GROUNDWATER

Analyses	Result	RL	Qual	Units	DF	Date Analyzed
----------	--------	----	------	-------	----	---------------

ION CHROMATOGRAPHY E300 Analyst: RK

Chloride	20	5.0		mg/L	10	5/11/06
----------	----	-----	--	------	----	---------

HACH 8000 COD HACH8000 Analyst: GM

Chemical Oxygen Demand	ND	50		mg/L	1	5/11/06
------------------------	----	----	--	------	---	---------

Lab ID: 0605030-21

Collection Date: 5/3/06 5:00:00 PM

Collection Time:

Client Sample ID: MW-116

Matrix: GROUNDWATER

Analyses	Result	RL	Qual	Units	DF	Date Analyzed
----------	--------	----	------	-------	----	---------------

ION CHROMATOGRAPHY E300 Analyst: RK

Chloride	120	5.0		mg/L	10	5/11/06
----------	-----	-----	--	------	----	---------

HACH 8000 COD HACH8000 Analyst: GM

Chemical Oxygen Demand	ND	50		mg/L	1	5/11/06
------------------------	----	----	--	------	---	---------

Date: 16-May-06

AMRO Environmental Laboratories Corp.

QC SUMMARY REPORT
Method Blank

CLIENT: SHAW E & I, Inc.

Work Order: 0605030

Project: 101960 Textron

Sample ID: MB-R32892 Batch ID: R32892 Test Code: E300 Units: mg/L Analysis Date: 5/11/2006 Prep Date:
Client ID: Run ID: DIONEX_060511A SeqNo: 541619

Analyte: Chloride
QC Sample Result: ND
QC Spike Amount: 0.50 mg/L
Original Sample Result: ND
HighLimit: 0.50 mg/L
LowLimit: 0.50 mg/L
%REC: 0.00
%RPD: 0.00
RPDLimit: 0.50 mg/L

Sample ID: MB-R32917 Batch ID: R32917 Test Code: E300 Units: mg/L Analysis Date: 5/12/2006 Prep Date:
Client ID: Run ID: DIONEX_060512A SeqNo: 542167

Analyte: Chloride
QC Sample Result: ND
QC Spike Amount: 0.50 mg/L
Original Sample Result: ND
HighLimit: 0.50 mg/L
LowLimit: 0.50 mg/L
%REC: 0.00
%RPD: 0.00
RPDLimit: 0.50 mg/L

Sample ID: MB-R32865 Batch ID: R32865 Test Code: HACH8000 Units: mg/L Analysis Date: 5/10/2006 Prep Date:
Client ID: Run ID: ING-WET_060510B SeqNo: 541265

Analyte: Chemical Oxygen Demand
QC Sample Result: ND
QC Spike Amount: 50 mg/L
Original Sample Result: ND
HighLimit: 50 mg/L
LowLimit: 50 mg/L
%REC: 0.00
%RPD: 0.00
RPDLimit: 50 mg/L

Sample ID: MB-R32882 Batch ID: R32882 Test Code: HACH8000 Units: mg/L Analysis Date: 5/11/2006 Prep Date:
Client ID: Run ID: ING-WET_060511B SeqNo: 541440

Analyte: Chemical Oxygen Demand
QC Sample Result: ND
QC Spike Amount: 50 mg/L
Original Sample Result: ND
HighLimit: 50 mg/L
LowLimit: 50 mg/L
%REC: 0.00
%RPD: 0.00
RPDLimit: 50 mg/L

Qualifiers: ND - Not Detected at the Reporting Limit
J - Analyte detected below quantitation limits
RL - Reporting Limit; defined as the lowest concentration the laboratory can accurately quantitate.
S - Spike Recovery outside accepted recovery limits
R - RPD outside accepted recovery limits
B - Analyte detected in the associated Method Blank
NA - Not applicable where J values or ND results occur

AMRO Environmental Laboratories Corp.

Date: 20-May-06

QC SUMMARY REPORT
Sample Duplicate

CLIENT: SHAW E & I, Inc.
Work Order: 0605030
Project: 101960 Textron

Sample ID: 0605030-07CD	Batch ID: R32892	Test Code: E300	Units: mg/L	Analysis Date: 5/11/2006	Prep Date:			
Client ID: MW-202S	Run ID: DIONEX_060511A	SeqNo: 541638						
Analyte	QC Sample Result	QC Spike Amount	Original Sample Result	HighLimit	Original Sample			
	RL	Units	mg/L	LowLimit	or MS Result			
				%REC	%RPD			
					RPDLimit			
					Qua			
Chloride	113.3	5.0	mg/L	0	0	118.1	4.15	20

Sample ID: 0605030-14CD	Batch ID: R32892	Test Code: E300	Units: mg/L	Analysis Date: 5/11/2006	Prep Date:			
Client ID: MW-203D	Run ID: DIONEX_060511A	SeqNo: 541641						
Analyte	QC Sample Result	QC Spike Amount	Original Sample Result	HighLimit	Original Sample			
	RL	Units	mg/L	LowLimit	or MS Result			
				%REC	%RPD			
					RPDLimit			
					Qua			
Chloride	167	5.0	mg/L	0	0	166.8	0.114	20

Sample ID: 0605030-21CD	Batch ID: R32892	Test Code: E300	Units: mg/L	Analysis Date: 5/11/2006	Prep Date:			
Client ID: MW-116	Run ID: DIONEX_060511A	SeqNo: 541642						
Analyte	QC Sample Result	QC Spike Amount	Original Sample Result	HighLimit	Original Sample			
	RL	Units	mg/L	LowLimit	or MS Result			
				%REC	%RPD			
					RPDLimit			
					Qua			
Chloride	119	5.0	mg/L	0	0	120.5	1.25	20

Sample ID: 0605030-17CD	Batch ID: R32917	Test Code: E300	Units: mg/L	Analysis Date: 5/12/2006	Prep Date:			
Client ID: MW-205	Run ID: DIONEX_060512A	SeqNo: 542175						
Analyte	QC Sample Result	QC Spike Amount	Original Sample Result	HighLimit	Original Sample			
	RL	Units	mg/L	LowLimit	or MS Result			
				%REC	%RPD			
					RPDLimit			
					Qua			
Chloride	3.194	0.50	mg/L	0	0	3.204	0.325	20

Qualifiers: ND - Not Detected at the Reporting Limit
 S - Spike Recovery outside accepted recovery limits
 B - Analyte detected in the associated Method Blank
 J - Analyte detected below quantitation limits
 R - RPD outside accepted recovery limits
 NA - Not applicable where J values or ND results occur
 RL - Reporting Limit; defined as the lowest concentration the laboratory can accurately quantitate.

Date: 20-May-06

AMRO Environmental Laboratories Corp.

QC SUMMARY REPORT

Sample Duplicate

CLIENT: SHAW E & I, Inc.
Work Order: 0605030
Project: 101960 Textron

Sample ID: 0605030-10BD	Batch ID: R32865	Test Code: HACH8000	Units: mg/L	Analysis Date: 5/10/2006	Prep Date:
Client ID: MW-101D	Run ID: ING-WET_060510B	QC Spike Amount	Units	SeqNo: 541277	
Analyte	RL	Result	mg/L	LowLimit	HighLimit
Chemical Oxygen Demand	50	129.8	0	0	0
				%REC	%RPD
				0	8.37
				Original Sample	RPDLimit
				Result	20
				or MS Result	
				141.1	

Sample ID: 0605030-21BD	Batch ID: R32882	Test Code: HACH8000	Units: mg/L	Analysis Date: 5/11/2006	Prep Date:
Client ID: MW-116	Run ID: ING-WET_060511B	QC Spike Amount	Units	SeqNo: 541453	
Analyte	RL	Result	mg/L	LowLimit	HighLimit
Chemical Oxygen Demand	50	39.05	0	0	0
				%REC	%RPD
				0	12.3
				Original Sample	RPDLimit
				Result	20
				or MS Result	
				34.51	

Qualifiers: ND - Not Detected at the Reporting Limit S - Spike Recovery outside accepted recovery limits B - Analyte detected in the associated Method Blank
 J - Analyte detected below quantitation limits R - RPD outside accepted recovery limits NA - Not applicable where J values or ND results occur
 RL - Reporting Limit; defined as the lowest concentration the laboratory can accurately quantitate.

Date: 16-May-06

AMRO Environmental Laboratories Corp.

CLIENT: SHAW E & I, Inc.
Work Order: 0605030
Project: 101960 Textron

QC SUMMARY REPORT Sample Matrix Spike

Sample ID: 0605030-07CMS	Batch ID: R32892	Test Code: E300	Units: mg/L	Analysis Date: 5/11/2006	Prep Date:
Client ID: MW-202S	Run ID: DIONEX_060511A	SeqNo: 541639			
Analyte	QC Sample Result	QC Spike Amount	Original Sample Result	HighLimit	LowLimit
Chloride	238.1	125	118.1	90	110
				%REC	%RPD
				96.1	0
				RPDLimit	QC

Sample ID: 0605030-07CMS	Batch ID: R32892	Test Code: E300	Units: mg/L	Analysis Date: 5/11/2006	Prep Date:
Client ID: MW-202S	Run ID: DIONEX_060511A	SeqNo: 541640			
Analyte	QC Sample Result	QC Spike Amount	Original Sample Result	HighLimit	LowLimit
Chloride	236.2	125	118.1	90	110
				%REC	%RPD
				94.5	0.824
				RPDLimit	QC

Sample ID: 0605030-21CMS	Batch ID: R32892	Test Code: E300	Units: mg/L	Analysis Date: 5/11/2006	Prep Date:
Client ID: MW-116	Run ID: DIONEX_060511A	SeqNo: 541643			
Analyte	QC Sample Result	QC Spike Amount	Original Sample Result	HighLimit	LowLimit
Chloride	238	125	120.5	90	110
				%REC	%RPD
				94	0
				RPDLimit	QC

Sample ID: 0605030-17CMS	Batch ID: R32917	Test Code: E300	Units: mg/L	Analysis Date: 5/12/2006	Prep Date:
Client ID: MW-205	Run ID: DIONEX_060512A	SeqNo: 542176			
Analyte	QC Sample Result	QC Spike Amount	Original Sample Result	HighLimit	LowLimit
Chloride	16.2	12.5	3.204	90	110
				%REC	%RPD
				104	0
				RPDLimit	QC

Qualifiers: ND - Not Detected at the Reporting Limit S - Spike Recovery outside accepted recovery limits B - Analyte detected in the associated Method Blank
 J - Analyte detected below quantitation limits R - RPD outside accepted recovery limits NA - Not applicable where J values or ND results occur
 RL - Reporting Limit; defined as the lowest concentration the laboratory can accurately quantitate.

Date: 16-May-06

AMRO Environmental Laboratories Corp.

CLIENT: SHAW E & I, Inc.

Work Order: 0605030

Project: 101960 Textron

QC SUMMARY REPORT

Sample Matrix Spike

Sample ID: 0605030-10BMS	Batch ID: R32865	Test Code: HACH8000	Units: mg/L	Analysis Date: 5/10/2006	Prep Date:
Client ID: MW-101D	Run ID: ING-WET_060510B	SeqNo: 541278			
Analyte	QC Sample Result	QC Spike Amount	Original Sample Result	HighLimit	Original Sample
Chemical Oxygen Demand	579	500	141.1	80	0
		mg/L	mg/L	%REC	%RPD
				LowLimit	RPDLimit
				HighLimit	Quic

Sample ID: 0605030-10BMSD	Batch ID: R32865	Test Code: HACH8000	Units: mg/L	Analysis Date: 5/10/2006	Prep Date:
Client ID: MW-101D	Run ID: ING-WET_060510B	SeqNo: 541279			
Analyte	QC Sample Result	QC Spike Amount	Original Sample Result	HighLimit	Original Sample
Chemical Oxygen Demand	569.9	500	141.1	80	579
		mg/L	mg/L	%REC	%RPD
				LowLimit	RPDLimit
				HighLimit	Quic

Sample ID: 0605030-21BMS	Batch ID: R32882	Test Code: HACH8000	Units: mg/L	Analysis Date: 5/11/2006	Prep Date:
Client ID: MW-116	Run ID: ING-WET_060511B	SeqNo: 541454			
Analyte	QC Sample Result	QC Spike Amount	Original Sample Result	HighLimit	Original Sample
Chemical Oxygen Demand	520	500	34.51	80	0
		mg/L	mg/L	%REC	%RPD
				LowLimit	RPDLimit
				HighLimit	Quic

Sample ID: 0605030-21BMSD	Batch ID: R32882	Test Code: HACH8000	Units: mg/L	Analysis Date: 5/11/2006	Prep Date:
Client ID: MW-116	Run ID: ING-WET_060511B	SeqNo: 541455			
Analyte	QC Sample Result	QC Spike Amount	Original Sample Result	HighLimit	Original Sample
Chemical Oxygen Demand	508.6	500	34.51	80	520
		mg/L	mg/L	%REC	%RPD
				LowLimit	RPDLimit
				HighLimit	Quic

Qualifiers: ND - Not Detected at the Reporting Limit S - Spike Recovery outside accepted recovery limits B - Analyte detected in the associated Method Blank
 J - Analyte detected below quantitation limits R - RPD outside accepted recovery limits NA - Not applicable where J values or ND results occur
 RL - Reporting Limit; defined as the lowest concentration the laboratory can accurately quantitate.

AMRO Environmental Laboratories Corp.

Date: 21-May-06

QC SUMMARY REPORT
Laboratory Control Spike

CLIENT: SHAW E & I, Inc.
Work Order: 0605030
Project: 101960 Textron

Sample ID:	Batch ID:	Test Code:	Units:	mg/L	Analysis Date	SeqNo:	Prep Date:					
LCS-R32892	R32892	E300	DIONEX_060511A	541620	5/11/2006	541620						
Client ID:												
Analyte	QC Sample	Result	RL	Units	QC Spike Amount	Original Sample Result	HighLimit	LowLimit	%REC	%RPD	RPDLimit	QC
Chloride		13.05	0.50	mg/L	12.5	0	110	90	104	0	0	

Sample ID:	Batch ID:	Test Code:	Units:	mg/L	Analysis Date	SeqNo:	Prep Date:					
LCS-D	R32892	E300	DIONEX_060511A	541644	5/11/2006	541644						
Client ID:												
Analyte	QC Sample	Result	RL	Units	QC Spike Amount	Original Sample Result	HighLimit	LowLimit	%REC	%RPD	RPDLimit	QC
Chloride		13.13	0.50	mg/L	12.5	0	110	90	105	0	13.05	20

Sample ID:	Batch ID:	Test Code:	Units:	mg/L	Analysis Date	SeqNo:	Prep Date:					
LCS-R32917	R32917	E300	DIONEX_060512A	542168	5/12/2006	542168						
Client ID:												
Analyte	QC Sample	Result	RL	Units	QC Spike Amount	Original Sample Result	HighLimit	LowLimit	%REC	%RPD	RPDLimit	QC
Chloride		12.59	0.50	mg/L	12.5	0	110	90	101	0	0	

Sample ID:	Batch ID:	Test Code:	Units:	mg/L	Analysis Date	SeqNo:	Prep Date:					
LCS-D	R32917	E300	DIONEX_060512A	542177	5/12/2006	542177						
Client ID:												
Analyte	QC Sample	Result	RL	Units	QC Spike Amount	Original Sample Result	HighLimit	LowLimit	%REC	%RPD	RPDLimit	QC
Chloride		12.39	0.50	mg/L	12.5	0	110	90	99.1	0	12.59	1.64

Qualifiers: ND - Not Detected at the Reporting Limit S - Spike Recovery outside accepted recovery limits B - Analyte detected in the associated Method Blank
 J - Analyte detected below quantitation limits R - RPD outside accepted recovery limits NA - Not applicable where J values or ND results occur
 RL - Reporting Limit; defined as the lowest concentration the laboratory can accurately quantitate.

AMRO Environmental Laboratories Corp.

Date: 16-May-06

QC SUMMARY REPORT
Laboratory Control Spike

CLIENT: SHAW E & I, Inc.
Work Order: 0605030
Project: 101960 Textron

Sample ID: LCS-R32865 Batch ID: R32865 Test Code: HACH8000 Units: mg/L Analysis Date: 5/10/2006 Prep Date:
Client ID: Run ID: ING-WET_060510B SeqNo: 541266

Analyte	QC Sample Result	RL	Units	QC Spike Amount	Original Sample Result	%REC	LowLimit	HighLimit	Original Sample or MS Result	%RPD	RPDLimit	Que
Chemical Oxygen Demand	470.1	50	mg/L	500	0	94	80	120	0			

Sample ID: LCS-R32882 Batch ID: R32882 Test Code: HACH8000 Units: mg/L Analysis Date: 5/11/2006 Prep Date:
Client ID: Run ID: ING-WET_060511B SeqNo: 541441

Analyte	QC Sample Result	RL	Units	QC Spike Amount	Original Sample Result	%REC	LowLimit	HighLimit	Original Sample or MS Result	%RPD	RPDLimit	Que
Chemical Oxygen Demand	463.3	50	mg/L	500	0	92.7	80	120	0			

Qualifiers: ND - Not Detected at the Reporting Limit S - Spike Recovery outside accepted recovery limits B - Analyte detected in the associated Method Blank
J - Analyte detected below quantitation limits R - RPD outside accepted recovery limits NA - Not applicable where J values or ND results occur
RL - Reporting Limit; defined as the lowest concentration the laboratory can accurately quantitate.

APPENDIX C



Shaw Environmental, Inc.
Technology Applications Group
304 Directors Drive
Knoxville, TN 37923
865.690.3211
FAX: 865.694.9573

May 10, 2006

Edward VanDoren
Shaw Environmental, Inc.
3 Riverside Dr.
Andover, MA 01810

Subject: Textron Gorham Soil Oxidant Demand Analysis Results
Project Number: 101960.05000000

Four (4) soil samples and one (1) groundwater were received 4/19/06 at the Shaw Environmental Technology Development Laboratory (TDL) for soil oxidant demand (SOD), total organic carbon (TOC), and fractional organic carbon (FOC) analysis. Samples were identified as follows:

<u>Field ID</u>	<u>LAB ID</u>	<u>Sample Type</u>
SB-210 (30-31')	TDL 10089	Soil – Dark brown organic sand
SB-210 (43-46')	TDL 10090	Soil – Dark brown organic sand
SB-214 (57-61')	TDL 10091	Soil – Dark silty sand & gravel
SB-213 (38-39')	TDL 10092	Soil – Dark silty sand
Site Groundwater	TDL 10093	Groundwater

Testing was done in accordance with the TDL Standard Operating Procedures for SOD using potassium permanganate as the oxidant, and colorimetric permanganate determination. A plot was generated of permanganate consumption as a function of time for each of the soils and is summarized below. Graphs and all sample data are attached. Samples were also analyzed for TOC and FOC. TOC data was obtained using a Tekmar TOC analyzer and instrument method with acid pretreatment of soil. FOC data including percent solids was obtained using ASTM D2974 at 440°C for organic matter and multiplying by a conversion factor of 0.58 to obtain the organic carbon concentration. The percent solids results are based on the as received soil.

Please see page 2 for a summary of SOD, TOC, FOC and percent solids results.

Summary of Soil Oxidant Demand (SOD) Results (g KMnO₄/kg wet soil), (Permanganate Consumption); % solids; and TOC and FOC results in mg/Kg:

<u>Field ID</u>	<u>SOD g/kg Wet Soil</u>	<u>TOC mg/Kg</u>	<u>%FOC</u>	<u>% Solids</u>
SB-210 (30-31')	23	1,200	0.33	82.4
SB-210 (43-46')	21	690	0.30	85.9
SB-214 (57-61')	1.6	1,670	0.43	88.1
SB-213 (38-39')	2.0	2,520	0.33	83.7
Site Groundwater (unfiltered)	0.22 (g/L)			

The typical SOD range for permanganate applications is 1-10 g KMnO₄ per kg soil. We have measured SODs for potential sites anywhere in the range of from 0.1 g KMnO₄/kg soil to 400 g KMnO₄/kg soil. The low values (less than or equal to 10 g/kg soil) indicate economical reagent costs to treat the area. Higher SOD values in the range of 10 g/kg to 30 g/kg indicate proportionally higher reagent costs to treat the area and treatment decisions will typically include other considerations such as the size of the treatment area, other treatment options available, etc. The lab measured SOD is a total SOD for permanganate, but in actual application, the field observed SODs are typically 25% to 50% lower due to incomplete soil exposure and mass transfer limitations that must be judged based on soil type, subsurface formation, hydraulic conductivity, etc.

Please see attached SOD Data.

Ellen Lay
Analytical Specialist
Technology Development Laboratory
Shaw Environmental
Knoxville, TN
(865) 560-5263

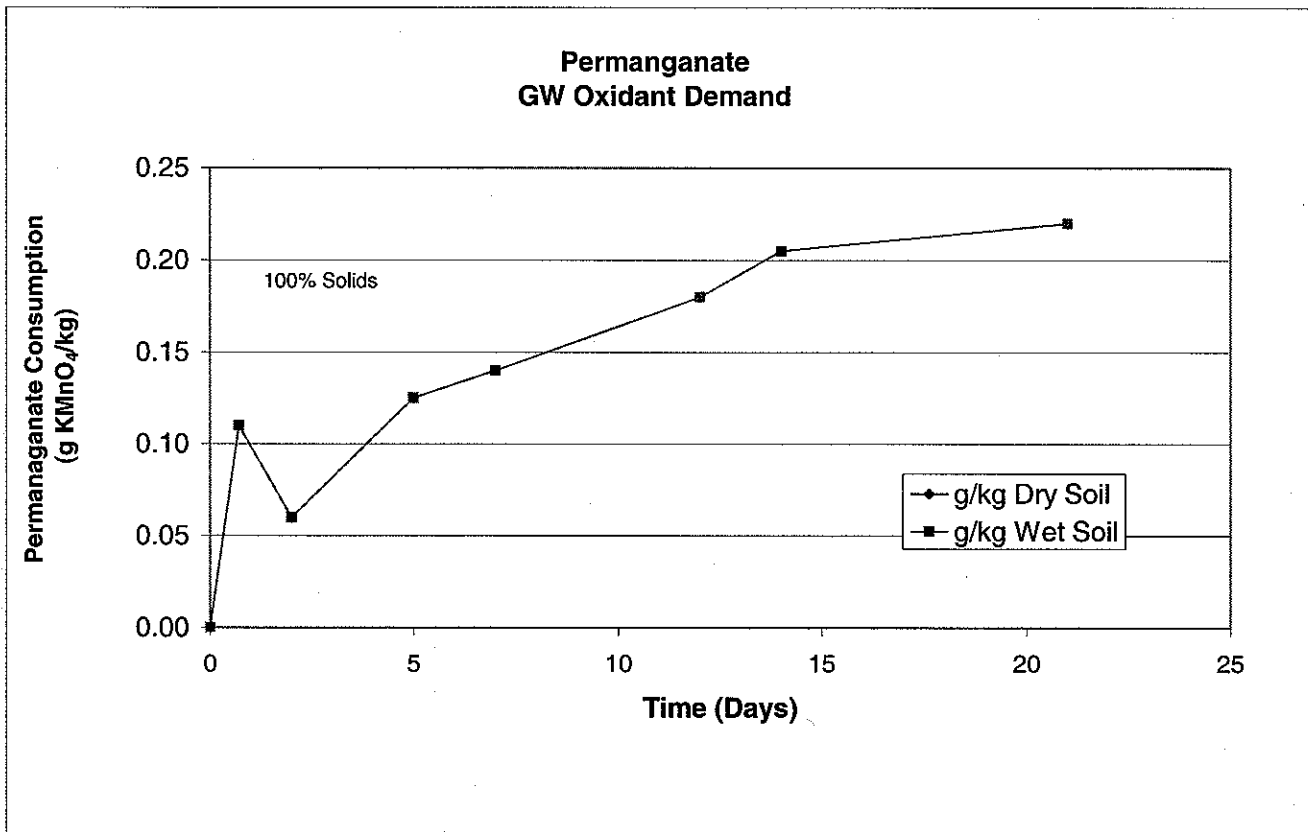
Project Name: Textron Gorham
 Project Number: 101960.050000

Date Started:
 Analyst Initials:

Client Sample No. (Soil): NA
 Description:
 TAL Sample No.: NA
 Solids (%): 100.00%
 Fraction -4 mm particle size: NA
 Weight Used (g): 100
 Test Temp (°C): RT

Client Sample No. (Water):
 Description:
 TAL Sample No.:
 Volume Used (mL):
 Initial Weight KMnO₄ (g):
 Initial Conc. KMnO₄ (mg/L):

Time (Days)	KMnO ₄ Conc. (mg/L)	KMnO ₄ Addition (g)	Total KMnO ₄ Added (g)	Time (Days)	KMnO ₄ Consumed (g/kg Dry Soil)
0	2000	0.0	0.20	0	0.00
0.708	1890	0.0	0.20	0.708	0.11
2	1940	0.0	0.20	2	0.06
5	1875	0.0	0.20	5	0.13
7	1860	0.0	0.20	7	0.14
12	1820	0.0	0.20	12	0.18
14	1795	0.0	0.20	14	0.21
21	1780	0.0	0.20	21	0.22



4/19/2006

EML

Site GW

GW

10093

100

0.200

2,000

KMnO₄ Consumed
(g/kg Wet Soil)

0.00

0.11

0.06

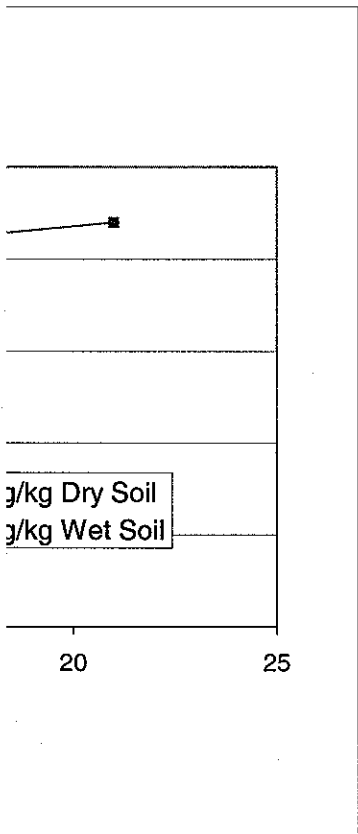
0.13

0.14

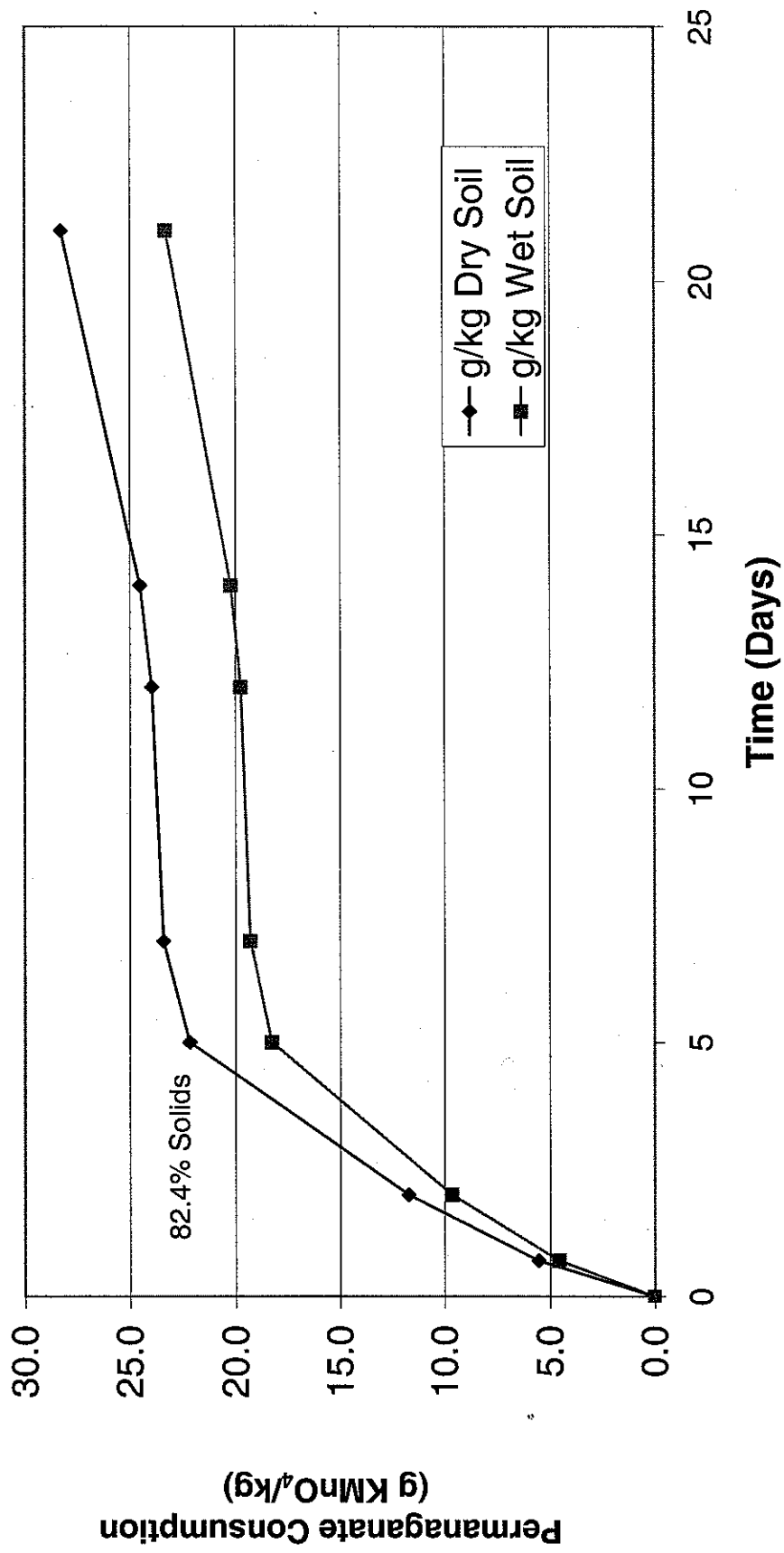
0.18

0.21

0.22



Permanganate Soil Oxidant Demand



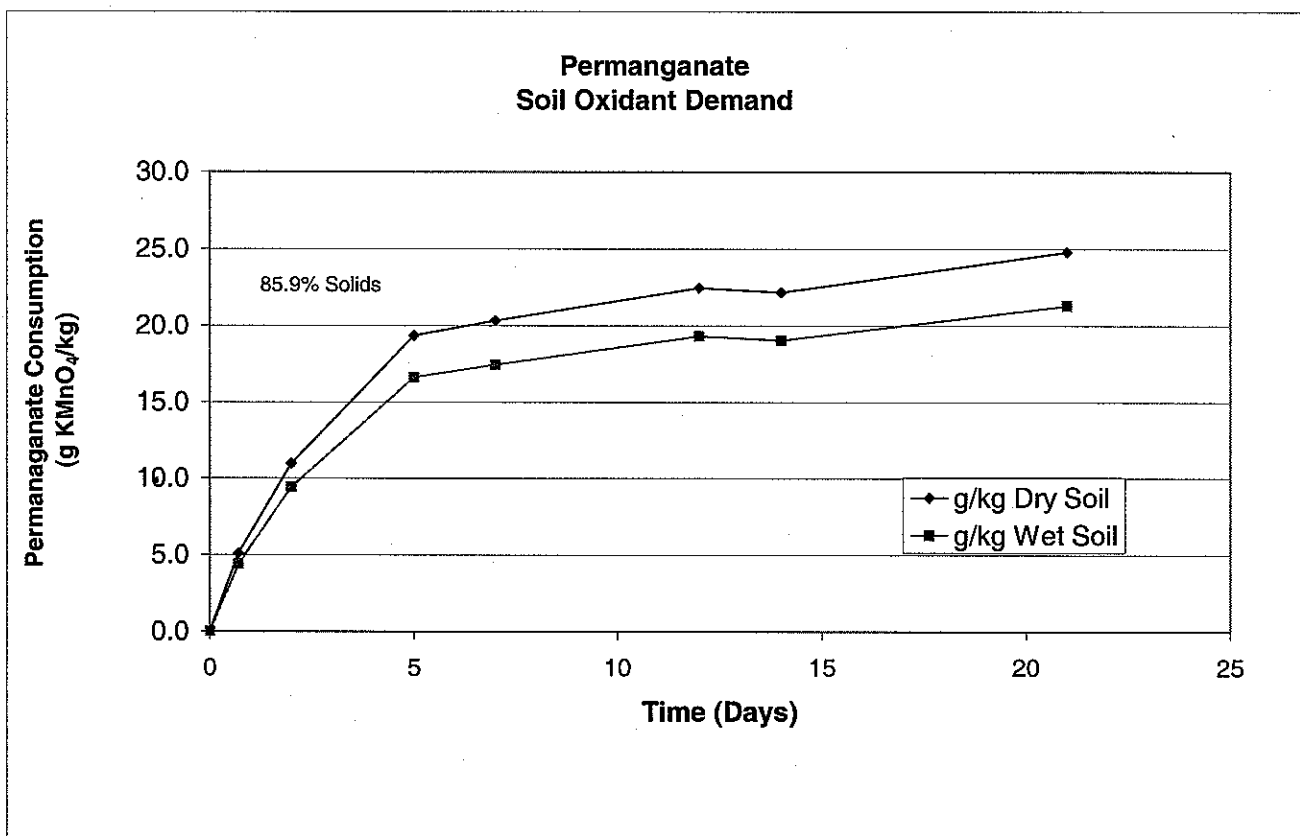
Project Name: Textron Gorham
 Project Number: 101960.050000

Date Started:
 Analyst Initials:

Client Sample No. (Soil): SB-210 (43-46)
 Description: Dk brwn organic sand
 TAL Sample No.: 10090
 Solids (%): 85.90%
 Fraction -4 mm particle size: NA
 Weight Used (g): 100
 Test Temp (°C): RT

Client Sample No. (Water):
 Description:
 TAL Sample No.:
 Volume Used (mL):
 Initial Weight KMnO₄ (g):
 Initial Conc. KMnO₄ (mg/L):

Time (Days)	KMnO ₄ Conc. (mg/L)	KMnO ₄ Addition (g)	Total KMnO ₄ Added (g)	Time (Days)	KMnO ₄ Consumed (g/kg Dry Soil)
0	4382	0.0	0.50	0	0.00
0.708	535	0.0	0.50	0.708	5.11
2	513	0.5	1.00	2	10.96
5	2970	1.0	2.00	5	19.34
7	2230	0.0	2.00	7	20.32
12	5000	0.5	2.50	12	22.46
14	5220	0.0	2.50	14	22.17
21	3250	0.0	2.50	21	24.79



4/19/2006

EML

Site GW

GW

10093

100

0.500

5,000

KMnO₄ Consumed
(g/kg Wet Soil)

0.00

4.39

9.41

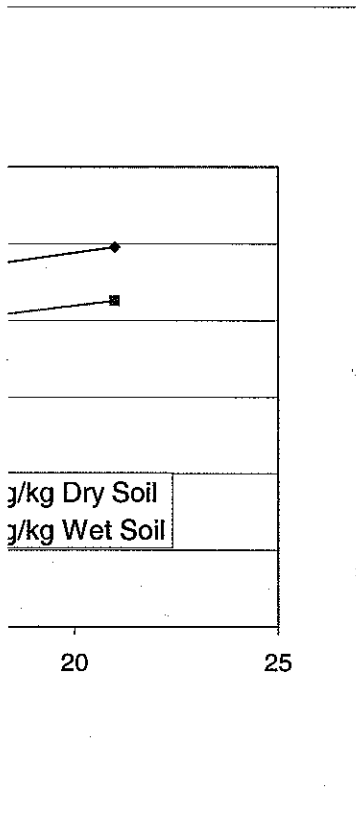
16.6

17.5

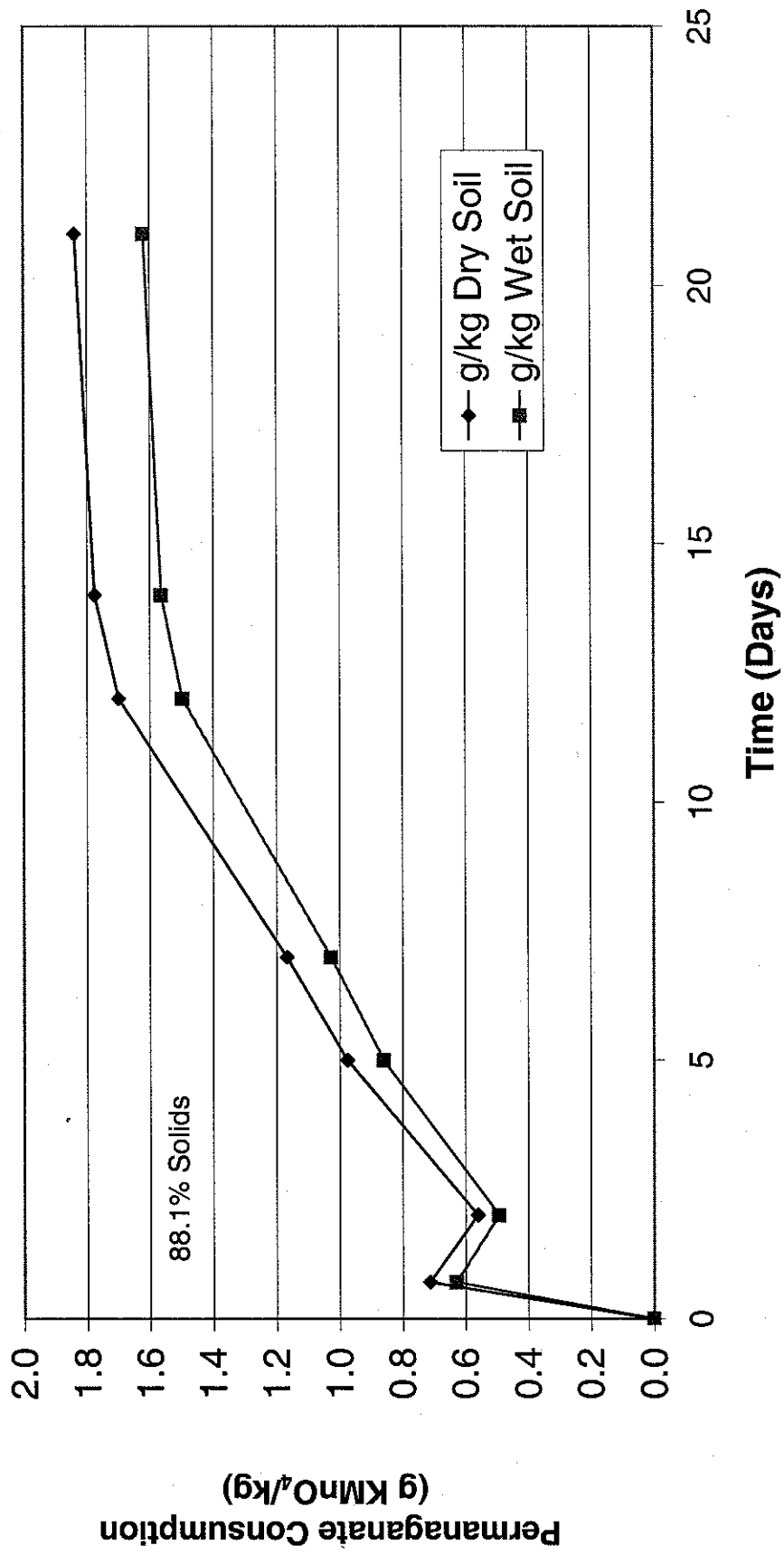
19.3

19.0

21.3



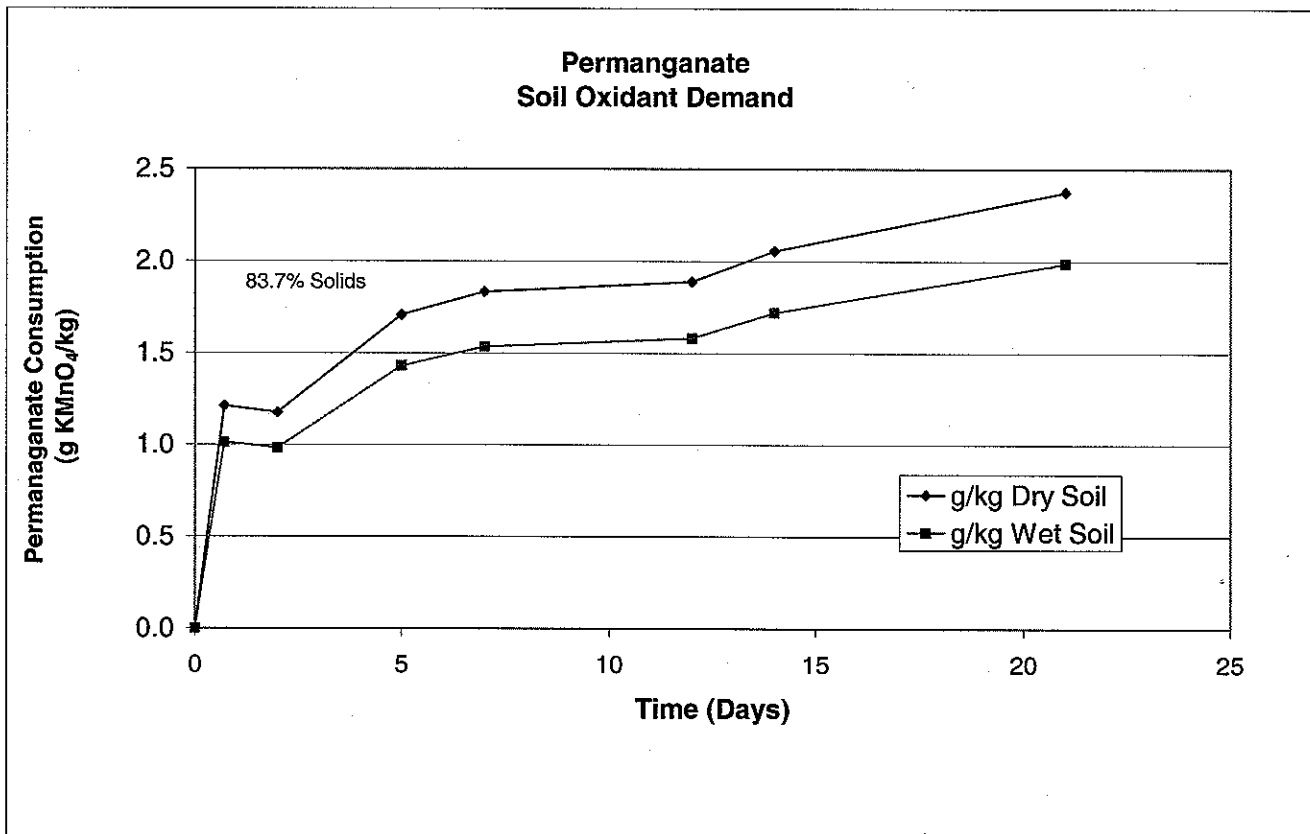
Permanganate Soil Oxidant Demand



Project Name: Textron Gorham
 Project Number: 101960.050000
 Client Sample No. (Soil): SB-213 (38-39')
 Description: Dark silty sand
 TAL Sample No.: 10092
 Solids (%): 83.70%
 Fraction -4 mm particle size: _____
 Weight Used (g): 100
 Test Temp (°C): RT

Date Started: _____
 Analyst Initials: _____
 Client Sample No. (Water): _____
 Description: _____
 TAL Sample No.: _____
 Volume Used (mL): _____
 Initial Weight KMnO₄ (g): _____
 Initial Conc. KMnO₄ (mg/L): _____

Time (Days)	KMnO ₄ Conc. (mg/L)	KMnO ₄ Addition (g)	Total KMnO ₄ Added (g)	Time (Days)	KMnO ₄ Consumed (g/kg Dry Soil)
0	4299	0.0	0.50	0	0.00
0.708	3427	0.0	0.50	0.708	1.21
2	3453	0.0	0.50	2	1.18
5	3070	0.0	0.50	5	1.71
7	2980	0.0	0.50	7	1.83
12	2940	0.0	0.50	12	1.89
14	2820	0.0	0.50	14	2.06
21	2590	0.0	0.50	21	2.37



4/19/2006

EML

Site GW

GW

10093

100

0.500

5,000

KMnO₄ Consumed
(g/kg Wet Soil)

0.00

1.01

0.98

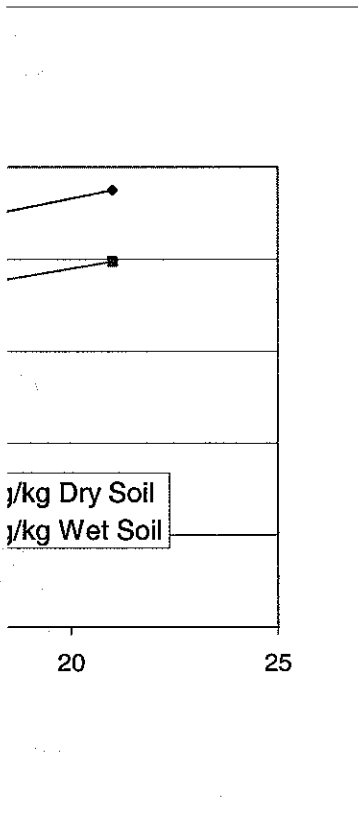
1.43

1.53

1.58

1.72

1.99



Textron Gorham %Solids, FOC - 101960

Sample	Tare (g)	103°C Dried		440°C Heated	Moisture (g)	OM (g)	%Solids	% Ash	FOM	FOC (%)
		Tare + Soil (g)	Tare + Soil (g)	Tare + Soil (g)						
10089	95.80	215.90	194.76	194.20	21.14	0.56	82.4%	99.4%	0.005659	0.33%
10090	100.51	200.03	185.97	185.53	14.06	0.44	85.9%	99.5%	0.005149	0.30%
10091	75.44	175.64	163.68	163.03	11.96	0.65	88.1%	99.3%	0.007366	0.43%
10092	67.94	168.43	152.03	151.55	16.40	0.48	83.7%	99.4%	0.005708	0.33%

APPENDIX D



Technology Applications
312 Directors Drive
Knoxville, TN 37923
Phone: 865.690.3211
FAX: 865.694.9573

STATEMENT OF ANALYSIS

Client: Shaw Environmental, Inc.
Textron
Providence RI

Date: May 10, 2006

Contact: Ed VanDoren

Project No. 101960

Client Project Name / ID:	Textron
Date Received by Lab:	April 26, 2006
Number of Samples:	Two (2)
Sample Type:	Groundwater

1.0 Introduction

On April 26, 2006 a total of two (2) groundwater samples arrived at Shaw Environmental, Inc. Technology Development Laboratory in Knoxville, Tennessee. The microbial communities from the groundwater samples were screened for the presence of *Dehalococcoides* species.

2.0 Overview of Analytical Methodology

A Roche Real-Time LightCycler PCR instrument was used to determine the presence of and quantify *Dehalococcoides* sp. in groundwater. All cells (animals, plants, fungi, and bacteria) contain DNA that allows for their identification. The polymerase chain reaction (PCR) is a method of copying a specific sequence of DNA into a quantity that can be detected. If the sequence in *Dehalococcoides* sp. is located, the reaction creates multiple copies. During this reaction a genetic fluorescent tag specific for the region attaches to each copied strand of DNA, which is then detected by the instrument. A *Dehalococcoides* species DNA (positive control), a *Dehalococcoides*-negative bacterial species (negative control), and no template control (blank) are analyzed to verify the test results.

3.0 Results

The microbial communities in the groundwater samples were screened for the presence of *Dehalococcoides* species. The results are shown in the Table 1 below.

Table 1. *Dehalococcoides* Results

Sample No.	Shaw Sample No.	Concentration (cells / milliliter)
MW-101D	10141	1.0×10^1 U
MW 202D	10142	1.0×10^1 U
Dehalococcoides – Positive Control	--	1.0×10^5
Dehalococcoides – Positive Control	--	1.7×10^4
Negative (no DNA template control)	--	1.0×10^1 U
Negative (bacteria species without target)	--	1.0×10^1 U

U: Below the method detection limit

4.0 Quality Control (QC)

Standard laboratory QC was performed.

Analyst: Robert Mayer

Reviewed and Approved



Stephen Crouch
Shaw Environmental, Inc.

