



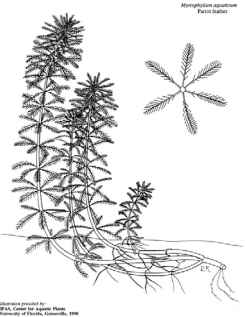
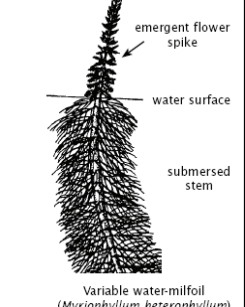
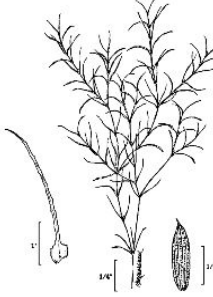
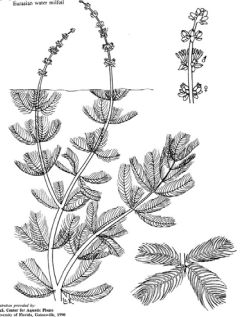



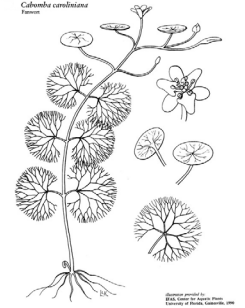





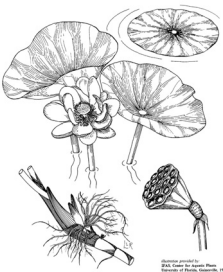


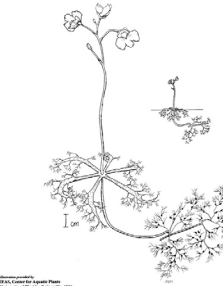
Guide to Keying Out Aquatic Invasive Species in Rhode Island

Submergent Plants

 Finely Divided	<h3>Finely-Divided Leaves</h3>		 Lance or Blade	<h3>Lance or Blade-Shaped Leaves</h3>		
 Feather-divided	<h3>Feather-Divided Leaves</h3>				<h3>Brazilian Elodea</h3> <p><i>Egeria densa</i></p> <ul style="list-style-type: none"> • Whorls of 4 leaves • Leaves 1-3 cm long • Serrated edges visible under magnification • Small, floating white flowers with 3 petals 	
 <p><i>Myriophyllum aquaticum</i></p> <ul style="list-style-type: none"> • Plant occurs mostly above water surface • Whorls of 4-6 leaves • Leaves are bright green with a waxy coating 			<h3>Strap-Shaped or Elongate Leaves</h3>			
 <p><i>Myriophyllum heterophyllum</i></p> <ul style="list-style-type: none"> • Densely packed whorls (gives bottle brush appearance) • Whorls of 4-6, 5 common • Emergent flower spike; bracts blade-shaped, serrated and longer than flower 						<h3>Spiny Naiad</h3> <p><i>Najas minor</i></p> <ul style="list-style-type: none"> • Leaves clump at tip of stem, forming tufts • Leaves slender, pointed, stiff and arch backward • Leaves visibly serrated
 <p><i>Myriophyllum spicatum</i></p> <ul style="list-style-type: none"> • Whorls of 4 common • Whorls openly-spaced along stem (1-3cm in between) • Tips of leaves blunt • Emergent flower spike; flowers larger than bracts 						<h3>Curly-Leaf Pondweed</h3> <p><i>Potamogeton crispus</i></p> <ul style="list-style-type: none"> • Submergent leaves only • Leaves alternate and attached directly to stem • Leaf edges are finely serrated and wavy
 Branch-divided	<h3>Branch-Divided Leaves</h3>					
 <p><i>Cabomba caroliniana</i></p> <ul style="list-style-type: none"> • Leaves in opposite pairs • Leaves on long leaf stems; resemble fans • Small white flowers float on surface 			<h3>Mudmat</h3> <p><i>Glossostigma cleistanthum</i></p> <ul style="list-style-type: none"> • Pairs of leaves along underground stem; resemble rabbit ears • Leaves 1-4cm long • Low-growing; forms mats on along bottom 			

Guide to Keying Out Aquatic Invasive Species in Rhode Island

Floating Plants

	Leaves Arranged in Rosette Pattern	 Heart	Leaves Round or Heart-Shaped
	<p>Water Hyacinth <i>Eichhornia crassipes</i></p> <ul style="list-style-type: none"> • Leaves are round to kidney-shaped and supported by inflated leaf stems • Leaves and leaf stems bright green with waxy surface • Purple flower spike 		<p>American Lotus <i>Nelumbo lutea</i></p> <ul style="list-style-type: none"> • Large round (up to 2ft in diameter) floating or emergent leaves • Leaves lack the leaf notch of native lilies • Large white flowers with conical yellow seed pod in center; seed
	<p>Water Chestnut <i>Trapa natans</i></p> <ul style="list-style-type: none"> • Leaves triangular, toothed and supported by inflated leaf stems • Leaves bright green with waxy surface • Fruits large and woody with 4 barbs 		<p>Yellow Floating Heart <i>Nymphoides peltata</i></p> <ul style="list-style-type: none"> • Round to heart-shaped leaves with wavy leaf edges • Multiple leaves per stem • Emergent yellow flowers with fringed petals
<p>Flowers Supported by Floating Wheel</p>		<div data-bbox="889 1136 1029 1371" data-label="Image"> </div> <div data-bbox="1052 1146 1403 1356" data-label="Text"> <p>Rhode Island Department of Environmental Management Office of Water Resources 235 Promenade Street Providence, RI 02908 (401) 222-4700</p> </div>	
	<p>Inflated Bladderwort <i>Utricularia inflata</i></p> <ul style="list-style-type: none"> • 6-8 spokes per wheel; spokes 3-8cm long • Spokes taper at both ends • 5-15 yellow flowers per stalk • Submergent leaves finely divided and contain small bladders 		