



Biosecurity for the Birds

You are the best protection your birds have.

Step-by-Step Approach to Biosecurity



United States Department of Agriculture
Animal and Plant Health Inspection Service

What Does Biosecurity for the Birds Protect Against?

- Bacteria
- Viruses
- Parasites
- Diseases

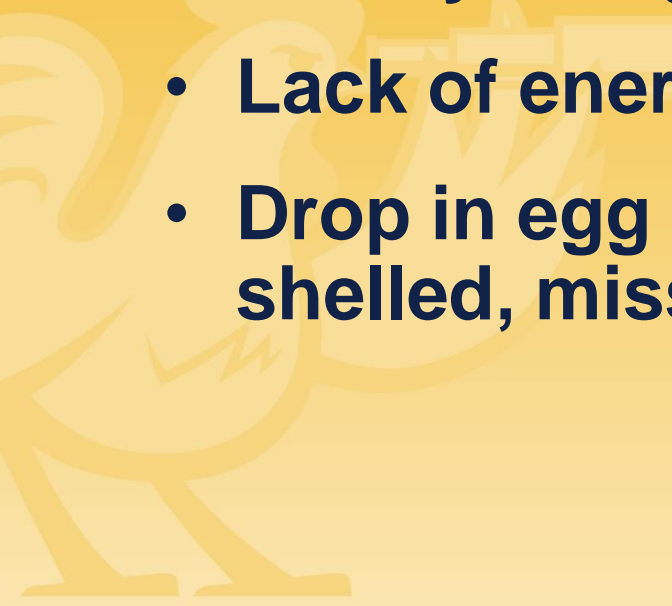


exotic Newcastle disease (END)

avian influenza (AI)



Warning Signs

- **Sudden increase in bird deaths in a flock**
 - **Sneezing, gasping for air, coughing, and nasal discharge**
 - **Watery and green diarrhea**
 - **Lack of energy and poor appetite**
 - **Drop in egg production or soft- or thin-shelled, misshapen eggs**
- 

Warning Signs

- **Swelling around the eyes, neck, head. Purple discoloration of the wattles, combs, and legs (AI)**
- **Tremors, drooping wings, circling, twisting of the head and neck, or lack of movement (END)**



What Can *You* Do?

6 Ways To Keep Your Birds Safe

- 1. Keep Your Distance**
- 2. Keep It Clean**
- 3. Don't Haul Disease Home**
- 4. Don't Borrow Disease From Your Neighbor**
- 5. Know the Signs**
- 6. Report Sick Birds**



1 **Keep Your Distance**

- *Restrict access to your birds.*
- *Fence off your birds.*
- *Make a barrier area if possible.*
- *Keep people away from your birds.*



1 **Keep Your Distance**

- *Don't let visitors have access to your birds.*
- *Keep your birds separated from wild game birds or migratory waterfowl.*




2 **Keep It Clean**

- **Wear clean clothes.**
- **Scrub your shoes with disinfectant.**
- **Wash your hands thoroughly before entering your bird area.**
- **Clean cages.**
- **Change food and water daily.**



2 **Keep It Clean**

- **Clean and disinfect equipment.**
- **Clean cages and tools.**
- **Remove manure before disinfecting.**
- **Properly dispose of dead birds.**



3 Don't Haul Disease Home



- Don't bring disease home from:
 - other birds or bird owners
 - feed store
- Don't borrow or lend equipment.

3 Don't Haul Disease Home



- **Been to a fair or exhibition? Keep birds away from the rest of your flock for at least *2 weeks* after the event.**
- **New birds should be kept separate from your flock for at least *30 days*.**
- **Don't mix birds and cages.**

4 **Don't Borrow Disease From Your Neighbor**



- ***Do not share* lawn and garden equipment, tools, or poultry supplies.**
- **If you bring items home, clean and disinfect them before they reach your property and before returning them.**
- **Don't share wood or paper products.**

5

Know the Warning Signs of Infectious Bird Diseases

- **Sudden increase in bird deaths in your flock.**
- **Sneezing, gasping for air, coughing, and nasal discharge.**
- **Watery and green diarrhea.**
- **Lack of energy and poor appetite.**



5 Know the Warning Signs of Infectious Bird Diseases

- **Drop in egg production or soft- or thin-shelled, misshapen eggs**
- **Swelling around the eyes, neck, and head**
- **Purple discoloration of the wattles, combs, and legs (AI)**



5 **Know the Warning Signs of Infectious Bird Diseases**

- Tremors, drooping wings, circling, twisting of the head and neck, or lack of movement (END)



***Early detection is important to
prevent the spread of disease.***

6


Report Sick Birds To:

- Your local cooperative extension office, or
- Local veterinarian, or
- The State Veterinarian, or
- U.S. Department of Agriculture (USDA) Veterinary Services office:
 - Toll-free hotline (1-866-536-7593)



Recap

Practice Biosecurity

- 1. Keep your distance**
 - 2. Keep it clean**
 - 3. Don't haul disease home**
 - 4. Don't borrow disease from your neighbor**
- 

Recap

Look for Signs

- **Watch for signs of disease and unexpected deaths**



Recap

Report Sick Birds

- **Don't wait**
- **Call your veterinarian, cooperative extension office, the State Veterinarian or USDA at its toll-free number:
1-866-536-7593**



**More Information?
www.aphis.usda.gov**



United States Department of Agriculture
Animal and Plant Health Inspection Service