



News From RI Stormwater

Constant Contact Survey Results

Survey Name: Survey of Stormwater Managers_Aug2012

Response Status: Partial & Completed

Filter: None

9/18/2012 11:29 AM EDT

TextBlock:

To RI Stormwater Coordinators and Municipal Planners, Your input on this survey will determine the type of assistance RIDOT and RIDEM will provide to help you meet Phase II permit requirements over the next 3-5 years. Your responses will be used to prepare a scope of work for training and technical support for MS4s related to public education and involvement. Feel free to share this survey with other staff and partners.

This survey should take no more than 15 minutes. All questions are multiple choice with additional comments optional. Please complete the survey and return now, or by September 7, 2012 to make sure your comments are considered. If you have any questions or prefer to discuss your comments, please contact any one of us. Thank you!

Allison Hamel, RI DOT: Tel: 222-2023 x 4097; ahamel@dot.ri.gov

Eric A. Beck, RIDEM Office of Water Resources, Tel: 222-4700 x7202; eric.beck@dem.ri.gov Lorraine Joubert, URI Cooperative Extension NEMO, Tel: 874-2138; ljoubert@uri.edu

Who do you work for?

Answer	0%	100%	Number of Response(s)	Response Ratio
Municipality			27	84.3 %
RIDOT			0	0.0 %
Institutional MS4			1	3.1 %
Other			4	12.5 %
No Response(s)			0	0.0 %
Totals			32	100%

What is your job title?

Answer	0%	100%	Number of Response(s)	Response Ratio
Public works director or manager			12	37.5 %
Planner			8	25.0 %
Municipal Engineer or assistant			5	15.6 %
Other			7	21.8 %
No Response(s)			0	0.0 %
Totals			32	100%

Are you the MS4 Stormwater Coordinator?

Answer	0%	100%	Number of Response(s)	Response Ratio
Yes			21	65.6 %
No			11	34.3 %
No Response(s)			0	0.0 %
Totals			32	100%

TextBlock:

Please rate the following types of assistance in terms of their usefulness in your work in meeting Phase II requirements. Skip any questions or parts of questions that are not applicable to you. To save space, the following abbreviations are used: RISDIS Manual (Rhode Island Stormwater Design and Installation Standards Manual) BMP (Best Management Practice for managing stormwater) LID (Low Impact Development) MS4 (Municipal Separate Storm Sewer System) SWPPP (Storm Water Pollution Prevention Plan) SWMPP (Storm Water Management Program Plan)

As we plan future training and support for MS4s, how useful would the following topics related to technical training on the RISDIS Manual be in meeting your Phase II requirements?

1 = Not At All Useful, 3 = Somewhat Useful, 5 = Very Useful

Answer	1	2	3	4	5	Number of Response(s)	Rating Score*
State and local permit coordination in using the RISDIS Manual.						31	3.9
Details in applying the RISDIS Manual in local or state roadway projects.						32	3.6
Procedures to ensure proper installation of LID facilities.						30	3.6
Procedures to ensure proper inspection & maintenance of LID facilities.						29	3.7
Designing LID for difficult sites (shallow groundwater, small lots, etc).						30	3.4
Designing for no-net increase in TMDL pollutants.						30	3.6
Brief RISDIS Manual overview for new staff or refresher.						30	3.3
Informal discussion of RISDIS Manual standards and procedures with agency staff.						30	3.3
Training on future amendments and updated procedures.						29	3.7

*The Rating Score is the weighted average calculated by dividing the sum of all weighted ratings by the number of total responses.

Would training for municipal planners and reviewers in using the RISDIS Manual in local project review be useful? If so, please rate the following topics.

1 = Not At All Useful, 3 = Somewhat Useful, 5 = Very Useful

Answer	1	2	3	4	5	Number of Response(s)	Rating Score*
State / local permit coordination and local roles in managing stormwater impacts.						30	3.7
Appropriate use of the RISDIS Manual for range of local projects.						30	3.7
What to look for in stormwater plans at each stage of review for land development projects.						29	3.9
Procedures to ensure proper inspection & maintenance of stormwater BMPS.						30	3.8
Selecting local stormwater treatment standards for critical water resources and impaired waters.						30	3.7
Managing stormwater impacts on difficult sites.						30	3.8
Installation and maintenance costs of LID vs. conventional drainage systems.						30	3.7

*The Rating Score is the weighted average calculated by dividing the sum of all weighted ratings by the number of total responses.

Beyond training, how useful would the following types of support related to updating local ordinances and regulations be for municipalities? Note on why this is needed: Existing references to the RISDIS Manual in local ordinances may not be sufficient if they don't address new measures such as: procedures to demonstrate use of LID in early site planning and design; redevelopment projects; maintenance of stormwater facilities; small projects not subject to state review; adequate protection of special resource protection waters; and meeting TMDL requirements to assure no net increase in stormwater pollutants for new development and to the maximum extent possible for redevelopment.

1 = Not At All Useful, 3 = Somewhat Useful, 5 = Very Useful

Answer	1	2	3	4	5	Number of Response(s)	Rating Score*
Development of model language to incorporate use of the RISDIS Manual in appropriate sections of local ordinances and regulations.						30	3.5
Work sessions for planners and boards to incorporate the model language in local ordinances and regulations.						30	3.3
Direct assistance to review local ordinances and regulations and draft updates using model language.						30	3.7
Educational materials for local officials and residents to support adoption and implementation of ordinances.						30	3.8

*The Rating Score is the weighted average calculated by dividing the sum of all weighted ratings by the number of total responses.

How useful would small grants for public education and involvement be to your MS4, educators or watershed groups? The application and reporting process would be kept very simple. Eligible activities may include the following. Feel free to suggest others in comment box:








1 = Not At All Useful, 3 = Somewhat Useful, 5 = Very Useful

Answer	1	2	3	4	5	Number of Response(s)	Rating Score*
Initiate or expand classroom education on stormwater topics with the goal of institutionalizing within the curriculum.						29	3.5
Construct rain gardens on public property with the involvement of youth groups.						29	3.6
Fund "adopt-a-spot" programs to maintain bioretention on local or state roads.						29	3.6

*The Rating Score is the weighted average calculated by dividing the sum of all weighted ratings by the number of total responses.

How useful would the following activities related to field inspection and maintenance of stormwater facilities be in meeting your Phase II requirements?

1 = Not At All Useful, 3 = Somewhat Useful, 5 = Very Useful

Answer	1	2	3	4	5	Number of Response(s)	Rating Score*
Contractor training to install, inspect and maintain EROSION AND SEDIMENT controls DURING ACTIVE CONSTRUCTION.						32	3.9
Contractor training to install, inspect and maintain new STORMWATER TREATMENT practices DURING ACTIVE CONSTRUCTION..						32	3.9
Educational materials for pre-construction meetings with contractors.						31	3.9
Contractor training in using the RI Model SWPPP.						31	3.9
Training for DPW / Maintenance staff to inspect and maintain stormwater treatment facilities AFTER CONSTRUCTION.						31	4.4
Develop a Post-Construction Stormwater System Inspection and Maintenance Manual as a template for use by any MS4.						31	4.4
New or refresher training for DPW / Maintenance staff in pollution prevention at DPW facilities.						31	4.2

*The Rating Score is the weighted average calculated by dividing the sum of all weighted ratings by the number of total responses.

How useful would the following training topics related to managing and maintaining your stormwater infrastructure be to meeting your Phase II requirements?

1 = Not At All Useful, 3 = Somewhat Useful, 5 = Very Useful

Answer	1	2	3	4	5	Number of Response(s)	Rating Score*
Advancing asset management of your stormwater system.						30	3.4
Managing data from the field to the computer - procedures, data forms, QA/QC, etc.						28	3.5
Data management and database options						31	3.5
Using GPS						31	3.6
Using GIS						30	3.7
Coordinating with RIDOT and other MS4s in stormwater system O&M.						30	3.9

*The Rating Score is the weighted average calculated by dividing the sum of all weighted ratings by the number of total responses.

How useful would the following types of support related to implementing a stormwater program be to meeting your Phase II requirements?

1 = Not At All Useful, 3 = Somewhat Useful, 5 = Very Useful

Answer	1	2	3	4	5	Number of Response(s)	Rating Score*
Guidance on how to ensure BMPs are maintained through MS4 policies, procedures and ordinances.						30	4.0
Assistance in setting up operational and capital budgets for stormwater management.						32	3.1
Support related to stormwater utility districts.						31	2.8
Guidance on how to develop a practical TMDL Implementation Plan.						30	3.8
Assistance in using or creating educational materials (feel free to specify topics below).						31	3.6

*The Rating Score is the weighted average calculated by dividing the sum of all weighted ratings by the number of total responses.

Would you be interested in participating in any element of this project? Your involvement might include for example: reviewing the project scope of work; advising on specific tasks or training programs; or sharing examples of ordinances, procedures and LID projects.

11 Response(s)

We welcome any final comments that you'd like share about future assistance or usefulness of past training and educational outreach under the RI Stormwater Solutions Project.

4 Response(s)

While it is not required, we hope that you will choose to include your contact information below so that we can contact you in the future about any of the needs or concerns you discussed in the survey.If you responded yes to question 11 please include contact info here!

Answers	Number of Response(s)
First Name	15
Last Name	15
Job Title	14
Company Name	12
Work Phone	14
Email Address	14

TextBlock:

Thank you!