

May 8, 2009
File No. 32795.29



Ms. Joan Taylor
Senior Environmental Scientist
Rhode Island Department of Environmental Management
Office of Waste Management
235 Promenade Street
Providence, Rhode Island 02908

Re: Fifth Quarterly (January-March of 2009) Interim Compliance Monitoring Report
Charbert, Division of NFA
Richmond, Rhode Island
RIDEM Case # 99-037

530 Broadway
Providence
Rhode Island
02909
401-421-4140
FAX 401-751-8613
www.gza.net

Dear Ms. Taylor:

This letter with attachments serves as the fifth quarterly Interim Compliance Monitoring Report. The work was conducted in compliance with the December 18, 2007 Order of Approval and the October 15, 2007 *Remedial Action Work Plan (RAWP)* that was prepared to address the applicable requirements of Section 9.00 of the RIDEM's Rules and Regulations for the Investigation and Remediation of Hazardous Materials Releases, (DEM-DSR01-93 Remediation Regulations) for the Charbert facility located at 299 Church Street in Richmond (Alton), Rhode Island. It was prepared by GZA GeoEnvironmental, Inc., on behalf of our client Charbert, Division of NFA.

DATA SUMMARY

This report includes the following information and is subject to the Limitations presented in Attachment A:

- The fifth round of groundwater sampling was conducted April 1, 2009 and consisted of 12 monitoring wells within areas of active treatment and along the downgradient compliance boundaries, see attached Figure 1 for monitoring well locations. Groundwater was analyzed for volatile organic compounds (VOCs) via EPA Method 8260B. The detected analytes have been summarized and compared to RIDEM's Method 1 GA Groundwater Objectives and Groundwater Quality Preventative Action Limits (PALs) in the attached Tables 1 through 14. The laboratory certificates of analysis are provided in Attachment B.
- Groundwater sampling was performed in general accordance with EPA's July 30, 1996 *Low Stress (low flow) Purging and Sampling Procedure* (Low Flow SOP). Low flow sampling equipment (exclusive of tubing which is dedicated) was decontaminated prior to use on-site and between each location following EPA's recommended protocols. Water quality monitoring for stabilization was conducted utilizing a Horiba multi-meter in a flow through cell. Field equipment used to



perform the testing was calibrated according to the manufacturer's instructions before each sampling day, and confirmatory readings were taken at the end of each sampling day.

- The air sparge and soil vapor extraction monthly monitoring reports and associated data tables for January, February and March of 2009 are included as Attachment C. Soil vapor extraction and sparge wells for the interior and exterior remedial systems are shown on Figures 2 and 3, respectively. The monthly reports include the following information:

Soil Vapor Extraction System

During each visit, the following data was measured and recorded at each of the vent wells:

1. Air flow rates;
2. Vacuum response in inches of water column (IW);
3. TVOC measurements using a PID equipped with a 10.6 eV lamp;
and
4. O₂, CO₂ and Lower Explosive Limit (LEL) measurements were collected utilizing a Land-Tech infrared gas meter.

Air Sparge System

During each visit, the following data was measured and recorded at each of the sparge points:

1. Air flow rates; and
 2. Air pressures.
- The first quarter (January-March) 2009 underground injection control (UIC) report has been attached for your information. The report contains a summary of industrial wastewater pumping activities and the sampling results of the six UIC monitoring wells. The complete report has been included as Attachment D.
 - The fifth round of groundwater sampling from the perimeter wells was conducted April 1, 2009 and consisted of 5 perimeter wells located between the Charbert facility and nearby private wells. The report contains the results of the monitoring well sampling for this the fifth quarter. The complete report has been included as Attachment E.

EVALUATION

Fifth Quarter Monitoring Results



The April 1, 2009 groundwater results have been compared to the applicable groundwater standards for Rhode Island and there are contaminants that exceed the RIDEM Preventative Action Limits (PALs) and RIDEM GA Groundwater Objectives for VOCs in 10 of the 12 monitoring wells. Four contaminants exceeded the GA Groundwater Objective; vinyl chloride, cis-1,2-dichloroethene, trichloroethene (TCE) and tetrachloroethene (PCE). The two remaining monitoring wells (RIZ-5 and RIZ-13) had no detectable levels of VOCs.

The RIDEM GA Groundwater Objective for vinyl chloride is 2 µg/L, the samples from GP-28, GZ-3, RIZ-7, GZ-20 and GP-26 had levels of 52, 16, 150, 48 and 9 µg/L, respectively. The GA Groundwater Objective for cis-1,2-dichloroethene is 70 µg/L and the samples from GZ-7 GP-28, GZ-3, RIZ-7, GZ-20 and GP-26 had levels of 72, 2900, 180, 190, 600 and 110 µg/L, respectively. Trichloroethene has a GA Groundwater Objective of 5 µg/L and the samples from monitoring well locations GZ-7, GZ-23, GZ-3, GZ-20 and GP-26, had levels of 97, 14, 150, 520 and 120 µg/L, respectively. Tetrachloroethene has a GA Groundwater Objective of 5 µg/L and the samples from monitoring well locations GZ-7, GZ-19, GZ-21, GZ-22, GZ-23, GZ-3, GZ-20 and GP-26 had levels of 30, 2900, 7.1, 17, 24, 450, 110 and 210 µg/L, respectively.

The detected levels of each of these compounds are within historical ranges of analytical data collected from the Site. A comparison of baseline results with the fifth quarter results shows that there have been changes in the distribution of contaminant concentrations within the identified zone of contamination. There are also changes in the ratio of parent to daughter products (i.e., PCE concentrations relative to TCE, 1,2-DCE and VC). The observed changes are not unexpected given the level of disturbance to the aquifer introduced by the sparging system. The decrease in chlorinated daughter products is also consistent with a decrease in the level of reductive dechlorination caused by the oxygen introduced by the sparging system.

The quarterly monitoring program will be continued for 3 more quarters through December 2009. At that time, an evaluation will be made of the future sampling frequency potentially moving to semi-annual corresponding to periods of seasonal high and low groundwater (e.g., March and September). Seasonal groundwater levels will be evaluated prior to choosing a time (date) in which these samples will be collected.

We trust that this information fulfills your present needs. If you have any questions please call Stephen Andrus or Edward Summerly at (401)-421-4140.

Very truly yours,



GZA GEOENVIRONMENTAL, INC.

A handwritten signature in blue ink, appearing to read "Stephen Andrus".

Stephen Andrus, E.I.T.
Assistant Project Manager

A handwritten signature in blue ink, appearing to read "Albert Flori".

Albert Flori
Project Reviewer

A large, stylized handwritten signature in blue ink, appearing to read "Edward A. Summerly".

Edward A. Summerly, P.G.
Principal

SMA/EAS:mac

CC: Tracy Nelson Hay, Richmond Town Clerk
Clark Memorial Library – Charbert Repository

Attachments: Tables - Tables 1 through 14 - Detected Constituents Summary
Figure 1: Monitoring Well Locations
Figure 2: Interior AS-SVE Monitoring System
Figure 3: Exterior AS-SVE Monitoring System
Appendix A – Limitations
Appendix B – Laboratory Certificates of Analysis
Appendix C – Monthly AS/SVE System Monitoring Data
Appendix D – First Quarter 2009 UIC Report
Appendix E – Fifth Quarterly Perimeter Well Monitoring Results

TABLES

TABLE 1
GZ-21
DETECTED CONSTITUENTS SUMMARY

Second Quarter ICMP
Charbert Facility
Richmond, Rhode Island

GZ-21 Shallow Aquifer Monitoring Well Screen From 10'-20' BGS	RIDEM GA Groundwater Objectives	RIDEM Groundwater Quality PALs	Units	Date											
				Baseline 1/2/2008		04/01/2008		07/07/2008		10/01/2008		01/05/2009		04/01/2009	
				Result	Limit	Result	Limit	Result	Limit	Result	Limit	Result	Limit	Result	Limit
EPA 8260	VOLATILE ORGANICS														
Vinyl Chloride	2	1	ug/L	<	1.0	8.4	1.0	2.8	1.0	3.4	1.0	2.3	1.0	<	1.0
cis-1,2-Dichloroethene	70	35	ug/L	7.8	1.0	10.0	1.0	7.7	1.0	4.7	1.0	1.7	1.0	<	1.0
Trichloroethene	5	2.5	ug/L	3.5	1.0	1.7	1.0	2.3	1.0	2.7	1.0	1.7	1.0	1.4	1.0
Tetrachloroethene	5	2.5	ug/L	7.2	1.0	2.4	1.0	7.6	1.0	6.1	1.0	6.2	1.0	7.1	1.0
Mod. EPA 8100	TOTAL PETROLEUM HYDROCARBON														
Hydrocarbon Content	NS	NS	ug/L	<	200	NT	NT	NT	NT	NT	NT	<	200	NT	NT
	FIELD PARAMETERS														
pH	NS	NS	SU	4.0	5.0	5.7	6.2	5.4	6.4	6.4	6.4	6.4	6.4	6.4	6.4
CONDUCTIVITY	NS	NS	mS/cm	0.337	0.660	0.480	0.378	0.788	0.369	0.369	0.369	0.369	0.369	0.369	0.369
TURBIDITY	NS	NS	NTU	5	3	80	12	4	4	4	4	4	4	4	4
DISSOLVED OXYGEN	NS	NS	mg/L	1.0	0.0	1.4	0.6	0.45	6.51	6.51	6.51	6.51	6.51	6.51	6.51
TEMPERATURE	NS	NS	°C	16.4	14.4	14.8	17.9	13.2	9.8	9.8	9.8	9.8	9.8	9.8	9.8
ORP	NS	NS	mV	191	-58	-64	34	67	-64	-64	-64	-64	-64	-64	-64

Notes:

PAL = RIDEMs Preventative Action Limit

RIDEM GA EXCEEDANCES ARE IN BOLD AND HIGHLIGHTED GREEN

PALs EXCEEDANCES ARE IN BOLD AND HIGHLIGHTED BLUE

< = NO DETECTS

NS = NO STANDARD

NT = NOT TESTED

BGS = BELOW GROUND SURFACE

TABLE 2
GZ-22
DETECTED CONSTITUENTS SUMMARY

Quarterly ICMP
Charbert Facility
Richmond, Rhode Island

GZ-22 Deep Aquifer Monitoring Well Screen From 25'-30' BGS	RIDEM GA Groundwater Objectives	RIDEM Groundwater Quality PALs	Units	Date												
				Baseline 1/2/2008		04/01/2008		07/07/2008		10/01/2008		01/05/2009		04/01/2009		
				Result	Limit	Result	Limit	Result	Limit	Result	Limit	Result	Limit	Result	Limit	
EPA 8260				VOLATILE ORGANICS												
	Vinyl Chloride	2	1	ug/L	<	1.0	<	1.0	<	1.0	<	1.0	<	1.0	<	1.0
	cis-1,2-Dichloroethene	70	35	ug/L	<	1.0	<	1.0	<	1.0	<	1.0	<	1.0	<	1.0
	Trichloroethene	5	2.5	ug/L	<	1.0	<	1.0	<	1.0	<	1.0	<	1.0	<	1.0
	Tetrachloroethene	5	2.5	ug/L	14	1.0	12	1.0	86	1.0	<	1.0	28	1.0	17	1.0
				FIELD PARAMETERS												
	pH	NS	NS	SU	4.0	5.0	5.1	6.1	6.4	6.3						
	CONDUCTIVITY	NS	NS	mS/cm	0.330	0.218	0.173	0.146	0.128	0.127						
	TURBIDITY	NS	NS	NTU	5	5	25	31	126	141						
	DISSOLVED OXYGEN	NS	NS	mg/L	1.0	0.0	1.5	0.5	0.19	0.08						
	TEMPERATURE	NS	NS	°C	15.8	15.1	15.9	16.6	11.7	10.97						
	ORP	NS	NS	mV	198	91	32	154	81	12						

Notes:

PAL = RIDEMs Preventative Action Limit

RIDEM GA EXCEEDANCES ARE IN BOLD AND HIGHLIGHTED GREEN

PALs EXCEEDANCES ARE IN BOLD AND HIGHLIGHTED BLUE

ND = NO DETECTS

NS = NO STANDARD

NT = NOT TESTED

BGS = BELOW GROUND SURFACE

**TABLE 3
GZ-23
DETECTED CONSTITUENTS SUMMARY**

Quarterly ICMP
Charbert Facility
Richmond, Rhode Island

GZ-23 Shallow Aquifer Monitoring Well Screen From 10'-20' BGS	RIDEM GA Groundwater Objectives	RIDEM Groundwater Quality PALs	Units	Date											
				Baseline 1/2/2008		04/01/2008		07/07/2008		10/01/2008		01/05/2009		04/01/2009	
				Result	Limit	Result	Limit	Result	Limit	Result	Limit	Result	Limit	Result	Limit
EPA 8260	VOLATILE ORGANICS														
Vinyl Chloride	2	1	ug/L	<	1.0	<	1.0	<	1.0	<	1.0	<	1.0	<	1.0
cis-1,2-Dichloroethene	70	35	ug/L	<	1.0	<	1.0	6.5	1.0	<	1.0	<	1.0	3	1.0
Trichloroethene	5	2.5	ug/L	<	1.0	1.8	1.0	27	1.0	1.8	1.0	1.4	1.0	14	1.0
Tetrachloroethene	5	2.5	ug/L	<	1.0	2.4	1.0	59	1.0	1.7	1.0	2	1.0	24	1.0
Mod. EPA 8100	TOTAL PETROLEUM HYDROCARBON														
Hydrocarbon Content	NS	NS	ug/L	<	200	NT		NT		NT		<	200	NT	
	FIELD PARAMETERS														
pH	NS	NS	SU	4.0	5.0	5.7	6.5	6.5	6.3						
CONDUCTIVITY	NS	NS	mS/cm	0.339	0.428	0.254	0.109	0.129	0.481						
TURBIDITY	NS	NS	NTU	157	0	224	12.2	4	2						
DISSOLVED OXYGEN	NS	NS	mg/L	0.0	0.0	0.3	0.1	0.08	0						
TEMPERATURE	NS	NS	°C	16.6	16.1	15.4	14.6	11.6	11.8						
ORP	NS	NS	mV	-8	-60	-78	-106	25	-77						

Notes:

PAL = RIDEMs Preventative Action Limit

RIDEM GA EXCEEDANCES ARE IN BOLD AND HIGHLIGHTED GREEN

PALs EXCEEDANCES ARE IN BOLD AND HIGHLIGHTED BLUE

ND = NO DETECTS

NS = NO STANDARD

NT = NOT TESTED

BGS = BELOW GROUND SURFACE

TABLE 4
GZ-19
DETECTED CONSTITUENTS SUMMARY

Quarterly ICMP
Charbert Facility
Richmond, Rhode Island

GZ-19 Deep Aquifer Monitoring Well Screen From 25'-30' BGS	RIDEM GA Groundwater Objectives	RIDEM Groundwater Quality PALs	Units	Date											
				Baseline 1/2/2008		04/01/2008		07/07/2008		10/01/2008		01/05/2009		04/01/2009	
				Result	Limit	Result	Limit	Result	Limit	Result	Limit	Result	Limit	Result	Limit
EPA 8260	VOLATILE ORGANICS														
cis-1,2-Dichloroethene	70	35	ug/L	4.6	1.0	<	250	4.2	1.0	<	250	<	250	<	3
1,1,1-Trichloroethane	200	100	ug/L	13	1.0	<	250	9.0	1.0	<	250	<	250	<	3
Trichloroethene	5	2.5	ug/L	260	1.0	390	250	200	1.0	<	250	<	250	<	3
Tetrachloroethene	5	2.5	ug/L	16,000	1.0	20,000	250	19,000	1.0	16,000	250	8,400	250	2,900	3
	FIELD PARAMETERS														
pH	NS	NS	SU	4.0	5.0	5.0	6.1	6.4	6.2						
CONDUCTIVITY	NS	NS	mS/cm	0.338	0.453	0.106	0.085	0.114	0.211						
TURBIDITY	NS	NS	NTU	68	1	240	31.7	4	3						
DISSOLVED OXYGEN	NS	NS	mg/L	0.0	0.0	0.3	0.1	0.2	0.8						
TEMPERATURE	NS	NS	°C	16.5	15.6	15.6	14	12.4	11.6						
ORP	NS	NS	mV	24	79	105	113	51	58						

Notes:

PAL = RIDEMs Preventative Action Limit

RIDEM GA EXCEEDANCES ARE IN BOLD AND HIGHLIGHTED GREEN

PALs EXCEEDANCES ARE IN BOLD AND HIGHLIGHTED BLUE

ND = NO DETECTS

NS = NO STANDARD

NT = NOT TESTED

BGS = BELOW GROUND SURFACE

For the July 2008 sampling round GZ-19 and RIZ-7 data were inadvertently switched. The error was corrected and they appear as they should in these tables

**TABLE 5
RIZ-7
DETECTED CONSTITUENTS SUMMARY**

Quarterly ICMP
Charbert Facility
Richmond, Rhode Island

RIZ-7 Shallow Aquifer Monitoring Well Screen From 5'-15' BGS	RIDEM GA	RIDEM Groundwater	Units	Date											
	Groundwater Objectives	Quality PALs		Baseline 1/2/2008		04/01/2008		07/07/2008		10/01/2008		01/05/2009		04/01/2009	
				Result	Limit	Result	Limit	Result	Limit	Result	Limit	Result	Limit	Result	Limit
EPA 8260	VOLATILE ORGANICS														
Vinyl Chloride	2	1	ug/L	15	1.0	120	1.0	85	2.5	100	1.0	130	1.0	150	1.0
trans-1,2-Dichloroethene	100	50	ug/L	<	1.0	2.6	1.0	3.1	2.5	3	1.0	3.6	1.0	5.6	1.0
cis-1,2-Dichloroethene	70	35	ug/L	2.5	1.0	64	1.0	41	2.5	54	1.0	100	1.0	190	1.0
Trichloroethene	5	2.5	ug/L	<	1.0	<	1.0	<	2.5	<	1.0	<	1.0	<	0.0
Tetrachloroethene	5	2.5	ug/L	<	1.0	<	1.0	7	2.5	<	1.0	<	1.0	<	1.0
Ethylbenzene	700	350	ug/L	<	1.0	2.7	1.0	2.8	2.5	<	1.0	<	1.0	<	1.0
m&p-Xylene	NS	NS	ug/L	<	2.0	2.9	2.0	<	5.0	<	2.0	<	2.0	<	2.0
o-Xylene	NS	NS	ug/L	1.7	1.0	2.6	1.0	3.2	2.5	1.6	1.0	1.3	1.0	<	1.0
Total Xylenes	1000	500	ug/L	1.7	2.0	5.7	2.0	3.2	5.0	1.6	2.0	<	2.0	<	2.0
2-Chlorotoluene	NS	NS	ug/L	1.0	1.0	1.2	1.0	<	2.5	3.2	1.0	3	1.0	2.8	1.0
N-Propylbenzene	NS	NS	ug/L	<	1.0	<	1.0	1.0	2.5	<	1.0	<	1.0	<	1.0
sec-Butylbenzene	NS	NS	ug/L	<	1.0	<	1.0	1.0	2.5	<	1.0	<	1.0	<	1.0
Mod. EPA 8100	TOTAL PETROLEUM HYDROCARBON														
Hydrocarbon Content	NS	NS	ug/L	300	200	NT		NT		NT		570	200	NT	
	FIELD PARAMETERS														
pH	NS	NS	SU	4.0		5.0		6.1		6.4		6.7		6.4	
CONDUCTIVITY	NS	NS	mS/cm	0.786		0.748		0.357		0.249		0.316		0.090	
TURBIDITY	NS	NS	NTU	5		0		153		20		0		3	
DISSOLVED OXYGEN	NS	NS	mg/L	0.0		0.0		0.2		0		0.05		0	
TEMPERATURE	NS	NS	°C	16.5		14.4		15.8		15.8		13.1		10.7	
ORP	NS	NS	mV	-23		-53		-112		-117		5		-92	

Notes:

PAL = RIDEMs Preventative Action Limit

RIDEM GA EXCEEDANCES ARE IN BOLD AND HIGHLIGHTED GREEN

PALs EXCEEDANCES ARE IN BOLD AND HIGHLIGHTED BLUE

ND = NO DETECTS

NS = NO STANDARD

NT = NOT TESTED

BGS = BELOW GROUND SURFACE

For the July 2008 sampling round GZ-19 and RIZ-7 data were inadvertently switched. The error was corrected and they appear as they should in these tables

**TABLE 6
GP-28
DETECTED CONSTITUENTS SUMMARY**

Quarterly ICMP
Charbert Facility
Richmond, Rhode Island

GP-28 Shallow Aquifer Monitoring Well Screen From 3'-15' BGS	RIDEM GA Groundwater Objectives	RIDEM Groundwater Quality PALs	Units	Date												
				Baseline 1/2/2008		04/01/2008		07/07/2008		10/01/2008		01/05/2009		04/01/2009		
				Result	Limit	Result	Limit	Result	Limit	Result	Limit	Result	Limit	Result	Limit	
EPA 8260	VOLATILE ORGANICS															
Vinyl Chloride	2	1	ug/L	1,200	5.0	180	2.5	<	1.0	10	1.0	140	1.0	52	50.0	
cis-1,2-Dichloroethene	70	35	ug/L	1,400	5.0	200	2.5	6.2	1.0	2.9	1.0	940	1.0	2,900	50.0	
Trichloroethene	5	2.5	ug/L	<	5.0	<	2.5	<	1.0	<	1.0	350	1.0	<	50.0	
Tetrachloroethene	5	2.5	ug/L	<	5.0	<	2.5	<	1.0	<	1.0	2,900	1.0	<	50.0	
Ethylbenzene	700	350	ug/L	<	5.0	<	2.5	1.2	1.0		1.0	<	1.0	<	50.0	
o-Xylene	NS	NS	ug/L	<	5.0	<	2.5	1.8	1.0	1.9	1.0	<	1.0	<	50.0	
Total Xylenes	1000	500	ug/L	<	10	<	5.0	1.8	2.0	<	2.0	<	2.0	<	50.0	
2-Chlorotoluene	NS	NS	ug/L	<	5.0	<	2.5	1.3	1.0	1.0	1.0	<	1.0	<	50.0	
Mod. EPA 8100	TOTAL PETROLEUM HYDROCARBON															
Hydrocarbon Content	NS	NS	ug/L	350	200	NT		NT		NT		290	200	NT		
	FIELD PARAMETERS															
pH	NS	NS	SU	4.0		5.0		5.5		6.5		6.9		6.8		
CONDUCTIVITY	NS	NS	mS/cm	0.900		0.492		0.700		0.410		0.135		0.191		
TURBIDITY	NS	NS	NTU	5		30		270		116		420		399		
DISSOLVED OXYGEN	NS	NS	mg/L	0.0		0.0		0.6		0.1		0.32		0		
TEMPERATURE	NS	NS	°C	12.0		11.1		17.6		16.8		5.9		7.9		
ORP	NS	NS	mV	-47		-71		-112		-144		8		-117		

Notes:

PAL = RIDEMs Preventative Action Limit

RIDEM GA EXCEEDANCES ARE IN BOLD AND HIGHLIGHTED GREEN

PALs EXCEEDANCES ARE IN BOLD AND HIGHLIGHTED BLUE

ND = NO DETECTS

NS = NO STANDARD

NT = NOT TESTED

BGS = BELOW GROUND SURFACE

**TABLE 7
RIZ-5
DETECTED CONSTITUENTS SUMMARY**

Quarterly ICMP
Charbert Facility
Richmond, Rhode Island

RIZ-5 Shallow Aquifer Monitoring Well Screen From 9.5'-19.5' BGS	RIDEM GA Groundwater Objectives	RIDEM Groundwater Quality PALs	Units	Date											
				Baseline 1/2/2008		04/01/2008		07/07/2008		10/01/2008		01/05/2009		04/01/2009	
				Result	Limit	Result	Limit	Result	Limit	Result	Limit	Result	Limit	Result	Limit
EPA 8260	VOLATILE ORGANICS														
Vinyl Chloride	2	1	ug/L	<	1.0	<	1.0	<	2.5	<	1.0	<	1.0	<	1.0
cis-1,2-Dichloroethene	70	35	ug/L	2.9	1.0	<	1.0	<	1.0	<	1.0	<	1.0	<	1.0
Trichloroethene	5	2.5	ug/L	2.4	1.0	<	1.0	<	1.0	<	1.0	<	1.0	<	1.0
Tetrachloroethene	5	2.5	ug/L	5.3	1.0	<	1.0	<	1.0	<	1.0	1.9	1.0	<	1.0
Mod. EPA 8100	TOTAL PETROLEUM HYDROCARBON														
Hydrocarbon Content	NS	NS	ug/L	<	200	NT		NT		NT		<	200	NT	
	FIELD PARAMETERS														
pH	NS	NS	SU	4.0	5.0	5.6	6.0	6.6	7.0						
CONDUCTIVITY	NS	NS	mS/cm	0.465	0.919	0.181	0.226	0.353	0.221						
TURBIDITY	NS	NS	NTU	64	110	713	325	1	5						
DISSOLVED OXYGEN	NS	NS	mg/L	0.0	7.0	7.4	8.59	3.55	12.51						
TEMPERATURE	NS	NS	°C	14.7	13.5	14.2	14.5	11.4	11.5						
ORP	NS	NS	mV	26	135	140	154	143	42						

Notes:

PAL = RIDEMs Preventative Action Limit

RIDEM GA EXCEEDANCES ARE IN BOLD AND HIGHLIGHTED GREEN

PALs EXCEEDANCES ARE IN BOLD AND HIGHLIGHTED BLUE

ND = NO DETECTS

NS = NO STANDARD

NT = NOT TESTED

BGS = BELOW GROUND SURFACE

**TABLE 8
GZ-20
DETECTED CONSTITUENTS SUMMARY**

Quarterly ICMP
Charbert Facility
Richmond, Rhode Island

GZ-20 Deep Aquifer Monitoring Well Screen From 25'-30' BGS	RIDEM GA Groundwater Objectives	RIDEM Groundwater Quality PALs	Units	Date											
				Baseline 1/2/2008		04/01/2008		07/07/2008		10/01/2008		01/05/2009		04/01/2009	
				Result	Limit	Result	Limit	Result	Limit	Result	Limit	Result	Limit	Result	Limit
EPA 8260	VOLATILE ORGANICS														
Vinyl Chloride	2	1	ug/L	1.2	1.0	1.3	1.0	<	5.0	<	5.0	35	5.0	48	10.0
cis-1,2-Dichloroethene	70	35	ug/L	52	1.0	64	1.0	120	5.0	230	5.0	500	5.0	600	10.0
Trichloroethene	5	2.5	ug/L	52	1.0	60	1.0	99	5.0	180	5.0	400	5.0	520	10.0
Tetrachloroethene	5	2.5	ug/L	89	1.0	130	1.0	230	5.0	430	5.0	880	5.0	110	10.0
	FIELD PARAMETERS														
pH	NS	NS	SU	4.0	5.0	5.4	6.1	6.4	6.4	6.4	6.4	6.4	6.4	6.4	6.4
CONDUCTIVITY	NS	NS	mS/cm	0.346	0.220	0.124	0.139	0.132	0.148	0.132	0.132	0.132	0.132	0.132	0.148
TURBIDITY	NS	NS	NTU	280	165	585	118	42	185	118	42	185	118	42	185
DISSOLVED OXYGEN	NS	NS	mg/L	0.0	0.0	0.6	0.1	0.23	1	0.1	0.23	0.23	0.23	0.23	1
TEMPERATURE	NS	NS	°C	15.3	14.6	15.0	14.4	12.0	11.9	14.4	12.0	12.0	12.0	12.0	11.9
ORP	NS	NS	mV	8	-38	66	73	86	40	66	73	86	86	86	40

Notes:

PAL = RIDEMs Preventative Action Limit

RIDEM GA EXCEEDANCES ARE IN BOLD AND HIGHLIGHTED GREEN

PALs EXCEEDANCES ARE IN BOLD AND HIGHLIGHTED BLUE

ND = NO DETECTS

NS = NO STANDARD

NT = NOT TESTED

BGS = BELOW GROUND SURFACE

**TABLE 9
RIZ-1
DETECTED CONSTITUENTS SUMMARY**

Quarterly ICMP
Charbert Facility
Richmond, Rhode Island

RIZ-1 Shallow Aquifer Monitoring Well Screen From 5'-15' BGS	RIDEM GA Groundwater Objectives	RIDEM Groundwater Quality PALs	Units	Date												
				Baseline 1/2/2008		04/01/2008		07/07/2008		10/01/2008		01/06/2009		01/06/2009		
				Result	Limit	Result	Limit	Result	Limit	Result	Limit	Result	Limit	Result	Limit	
EPA 8260	VOLATILE ORGANICS															
Vinyl Chloride	2	1	ug/L	<	1.0	NT		<	1.0	NT		<	1.0	<	1.0	
cis-1,2-Dichloroethene	70	35	ug/L	<	1.0	NT		<	1.0	NT		<	1.0	<	1.0	
Trichloroethene	5	2.5	ug/L	<	1.0	NT		<	1.0	NT		<	1.0	<	1.0	
Tetrachloroethene	5	2.5	ug/L	<	1.0	NT		<	1.0	NT		<	1.0	<	1.0	
Mod. EPA 8100	TOTAL PETROLEUM HYDROCARBON															
Hydrocarbon Content	NS	NS	ug/L	<	200	NT		NT		NT		<	200	NT		
	FIELD PARAMETERS															
pH	NS	NS	SU	4.0	NT		NT		5.42		5.5		5.8			
CONDUCTIVITY	NS	NS	mS/cm	0.912	NT		NT		0.199		0.342		0.79			
TURBIDITY	NS	NS	NTU	5	NT		NT		1		3		5			
DISSOLVED OXYGEN	NS	NS	mg/L	4.0	NT		NT		3		5.64		7.27			
TEMPERATURE	NS	NS	°C	13.5	NT		NT		19.2		11.3		9.2			
ORP	NS	NS	mV	256	NT		NT		248		222		115			

Notes:

PAL = RIDEMs Preventative Action Limit

RIDEM GA EXCEEDANCES ARE IN BOLD AND HIGHLIGHTED GREEN

PALs EXCEEDANCES ARE IN BOLD AND HIGHLIGHTED BLUE

ND = NO DETECTS

NS = NO STANDARD

NT = NOT TESTED

BGS = BELOW GROUND SURFACE

**TABLE 10
GP-26
DETECTED CONSTITUENTS SUMMARY**

Quarterly ICMP
Charbert Facility
Richmond, Rhode Island

GP-26 Shallow Aquifer Monitoring Well Screen From 4'-16' BGS	RIDEM GA Groundwater Objectives	RIDEM Groundwater Quality PALs	Units	Date												
				Baseline 1/2/2008		04/01/2008		07/07/2008		10/01/2008		01/05/2009		04/01/2009		
				Result	Limit	Result	Limit	Result	Limit	Result	Limit	Result	Limit	Result	Limit	
EPA 8260	VOLATILE ORGANICS															
Vinyl Chloride	2	1	ug/L	530	25	100	1.0	100	5.0	16	10	96	10	9	2.5	
1,1-Dichloroethene	7	3.5	ug/L	<	25	1.1	1.0	<	5.0	<	10	<	10	<	2.5	
trans-1,2-Dichloroethene	100	50	ug/L	70	25	20	1.0	<	5.0	19	10	<	10	<	2.5	
cis-1,2-Dichloroethene	70	35	ug/L	6,800	25	2,100	1.0	160	5.0	2,300	100	1,200	100	110	2.5	
Trichloroethene	5	2.5	ug/L	1,200	25	2,500	1.0	82	5.0	2,300	100	1,600	100	120	2.5	
Tetrachloroethene	5	2.5	ug/L	1,800	25	4,100	1.0	330	5.0	2,900	100	2,100	100	210	2.5	
Mod. EPA 8100	TOTAL PETROLEUM HYDROCARBON															
Hydrocarbon Content	NS	NS	ug/L	800	200	NT		NT		NT		450	200	NT		
	FIELD PARAMETERS															
pH	NS	NS	SU	4.0		6.0		5.3		6.5		6.8		6.6		
CONDUCTIVITY	NS	NS	mS/cm	3.00		3.49		0.462		0.341		0.490		0.267		
TURBIDITY	NS	NS	NTU	5		1		51		31		5		35		
DISSOLVED OXYGEN	NS	NS	mg/L	0.0		0.0		0.3		0.3		0.3		0		
TEMPERATURE	NS	NS	°C	13.9		12.5		14.6		17.7		10.4		10.6		
ORP	NS	NS	mV	31		61		-40		-8		89		10		

Notes:

PAL = RIDEMs Preventative Action Limit

RIDEM GA EXCEEDANCES ARE IN BOLD AND HIGHLIGHTED GREEN

PALs EXCEEDANCES ARE IN BOLD AND HIGHLIGHTED BLUE

ND = NO DETECTS

NS = NO STANDARD

NT = NOT TESTED

BGS = BELOW GROUND SURFACE

TABLE 11
GZ-7
DETECTED CONSTITUENTS SUMMARY

Quarterly ICMP
Charbert Facility
Richmond, Rhode Island

GZ-7 Deep Aquifer Monitoring Well Screen From 33'-43' BGS	RIDEM GA Groundwater Objectives	RIDEM Groundwater Quality PALs	Units	Date											
				Baseline 1/2/2008		04/01/2008		07/07/2008		10/01/2008		01/05/2009		04/01/2009	
				Result	Limit	Result	Limit	Result	Limit	Result	Limit	Result	Limit	Result	Limit
EPA 8260	VOLATILE ORGANICS														
Vinyl Chloride	2	1	ug/L	<	1.0	<	1.0	1.3	1.0	<	1.0	<	1.0	<	1.0
cis-1,2-Dichloroethene	70	35	ug/L	<	1.0	13	1.0	140	1.0	33	1.0	4.2	1.0	72	1.0
Trichloroethene	5	2.5	ug/L	<	1.0	74	1.0	140	1.0	37	1.0	<	1.0	97	1.0
Tetrachloroethene	5	2.5	ug/L	<	1.0	26	1.0	15	1.0	7.1	1.0	<	1.0	30	1.0
	FIELD PARAMETERS														
pH	NS	NS	SU	4.0	5.0	5.5	6.34	7.2	6.6						
CONDUCTIVITY	NS	NS	mS/cm	0.223	0.359	0.226	0.106	0.168	0.185						
TURBIDITY	NS	NS	NTU	5	5	17	0.3	4	1.4						
DISSOLVED OXYGEN	NS	NS	mg/L	0.0	0.0	1.0	0.4	0.3	0.0						
TEMPERATURE	NS	NS	°C	14.5	14.3	13.9	13.9	12.2	12.6						
ORP	NS	NS	mV	-8	-55	-80	-48	-18	-74						

Notes:

PAL = RIDEMs Preventative Action Limit

RIDEM GA EXCEEDANCES ARE IN BOLD AND HIGHLIGHTED GREEN

PALs EXCEEDANCES ARE IN BOLD AND HIGHLIGHTED BLUE

ND = NO DETECTS

NS = NO STANDARD

NT = NOT TESTED

BGS = BELOW GROUND SURFACE

**TABLE 12
GZ-3
DETECTED CONSTITUENTS SUMMARY**

Second Quarter ICMP
Charbert Facility
Richmond, Rhode Island

GZ-3 Deep Aquifer Monitoring Well Screen From 30'-40' BGS	RIDEM GA Groundwater Objectives	RIDEM Groundwater Quality PALs	Units	Date													
				Baseline 1/2/2008		04/01/2008		07/07/2008		10/01/2008		01/06/2009		04/01/2009			
				Result	Limit	Result	Limit	Result	Limit	Result	Limit	Result	Limit	Result	Limit		
EPA 8260	VOLATILE ORGANICS																
Vinyl Chloride	2	1	ug/L	<	1.0	<	1.0	3.1	1.0	<	10	8.1	10	16	5		
cis-1,2-Dichloroethene	70	35	ug/L	9.3	1.0	16	1.0	65	1.0	86	10	110	10	180	5		
Trichloroethene	5	2.5	ug/L	10	1.0	17	1.0	91	1.0	93	10	81	10	150	5		
Tetrachloroethene	5	2.5	ug/L	12	1.0	22	1.0	440	1.0	180	10	160	10	450	5		
	FIELD PARAMETERS																
pH	NS	NS	SU	4.0	5.0	5.1	6.5	6.2	6.4								
CONDUCTIVITY	NS	NS	mS/cm	0.339	0.392	0.206	0.114	0.415	0.419								
TURBIDITY	NS	NS	NTU	5	5	34	7	5	4								
DISSOLVED OXYGEN	NS	NS	mg/L	0.0	0.0	0.7	0.28	0.25	0								
TEMPERATURE	NS	NS	°C	15.4	15.4	14.8	14.6	12.4	12.2								
ORP	NS	NS	mV	-15	8	-22	-41	49	-25								

Notes:

PAL = RIDEMs Preventative Action Limit

RIDEM GA EXCEEDANCES ARE IN BOLD AND HIGHLIGHTED GREEN

PALs EXCEEDANCES ARE IN BOLD AND HIGHLIGHTED BLUE

ND = NO DETECTS

NS = NO STANDARD

NT = NOT TESTED

BGS = BELOW GROUND SURFACE

**TABLE 13
RIZ-13
DETECTED CONSTITUENTS SUMMARY**

Quarterly ICMP
Charbert Facility
Richmond, Rhode Island

RIZ-13 Shallow Aquifer Monitoring Well Screen From 14'-24' BGS	RIDEM GA Groundwater Objectives	RIDEM Groundwater Quality PALs	Units	Date											
				Baseline 1/2/2008		04/01/2008		07/07/2008		10/01/2008		01/06/2009		04/01/2009	
				Result	Limit	Result	Limit	Result	Limit	Result	Limit	Result	Limit	Result	Limit
EPA 8260	VOLATILE ORGANICS														
Vinyl Chloride	2	1	ug/L	4.4	1.0	<	1.0	<	1.0	<	1.0	1.1	1.0	<	1.0
cis-1,2-Dichloroethene	70	35	ug/L	6.6	1.0	<	1.0	<	1.0	<	1.0	3.8	1.0	<	1.0
Trichloroethene	5	2.5	ug/L	5.6	1.0	<	1.0	<	1.0	<	1.0	<	1.0	<	1.0
Tetrachloroethene	5	2.5	ug/L	6.9	1.0	<	1.0	<	1.0	<	1.0	<	1.0	<	1.0
Mod. EPA 8100	TOTAL PETROLEUM HYDROCARBON														
Hydrocarbon Content	NS	NS	ug/L	<	200	NT		NT		NT		1,100	200	NT	
	FIELD PARAMETERS														
pH	NS	NS	SU	5.0	6.0	4.8	6.83	5.8	5.6						
CONDUCTIVITY	NS	NS	mS/cm	0.392	0.900	0.773	0.361	0.875	0.571						
TURBIDITY	NS	NS	NTU	3	5	208	54.8	4	88						
DISSOLVED OXYGEN	NS	NS	mg/L	1.0	10.0	12.0	7.7	5.7	10.1						
TEMPERATURE	NS	NS	°C	14.8	14.8	15.6	16.2	12.4	9.8						
ORP	NS	NS	mV	28	56	34	-9	176	109						

Notes:

PAL = RIDEMs Preventative Action Limit

RIDEM GA EXCEEDANCES ARE IN BOLD AND HIGHLIGHTED GREEN

PALs EXCEEDANCES ARE IN BOLD AND HIGHLIGHTED BLUE

ND = NO DETECTS

NS = NO STANDARD

NT = NOT TESTED

BGS = BELOW GROUND SURFACE

TABLE 14
RIZ-6
DETECTED CONSTITUENTS SUMMARY

Quarterly ICMP
Charbert Facility
Richmond, Rhode Island

RIZ-6 Shallow Aquifer Monitoring Well Screen From 5'-15' BGS	RIDEM GA Groundwater Objectives	RIDEM Groundwater Quality PALs	Units	Date											
				Baseline 1/2/2008		04/01/2008		07/07/2008		10/01/2008		01/05/2009		04/01/2009	
				Result	Limit	Result	Limit	Result	Limit	Result	Limit	Result	Limit	Result	Limit
EPA 8260	VOLATILE ORGANICS														
Vinyl Chloride	2	1	ug/L	<	1.0	NT		NT		NT		<	1.0	NT	1.0
cis-1,2-Dichloroethene	70	35	ug/L	<	1.0	NT		NT		NT		<	1.0	NT	1.0
Trichloroethene	5	2.5	ug/L	<	1.0	NT		NT		NT		<	1.0	NT	1.0
Tetrachloroethene	5	2.5	ug/L	<	1.0	NT		NT		NT		<	1.0	NT	1.0
Mod. EPA 8100	TOTAL PETROLEUM HYDROCARBON														
Hydrocarbon Content	NS	NS	ug/L	<	200	NT		NT		NT		<	200	NT	200
	FIELD PARAMETERS														
pH	NS	NS	SU	4.0		NT		NT		NT		6.8		NT	
CONDUCTIVITY	NS	NS	mS/cm	0.312		NT		NT		NT		0.142		NT	
TURBIDITY	NS	NS	NTU	5		NT		NT		NT		4		NT	
DISSOLVED OXYGEN	NS	NS	mg/L	0.0		NT		NT		NT		1.9		NT	
TEMPERATURE	NS	NS	°C	14.1		NT		NT		NT		11.6		NT	
ORP	NS	NS	mV	-28		NT		NT		NT		19		NT	

Notes:

PAL = RIDEMs Preventative Action Limit

RIDEM GA EXCEEDANCES ARE IN BOLD AND HIGHLIGHTED GREEN

PALs EXCEEDANCES ARE IN BOLD AND HIGHLIGHTED BLUE

ND = NO DETECTS

NS = NO STANDARD

NT = NOT TESTED

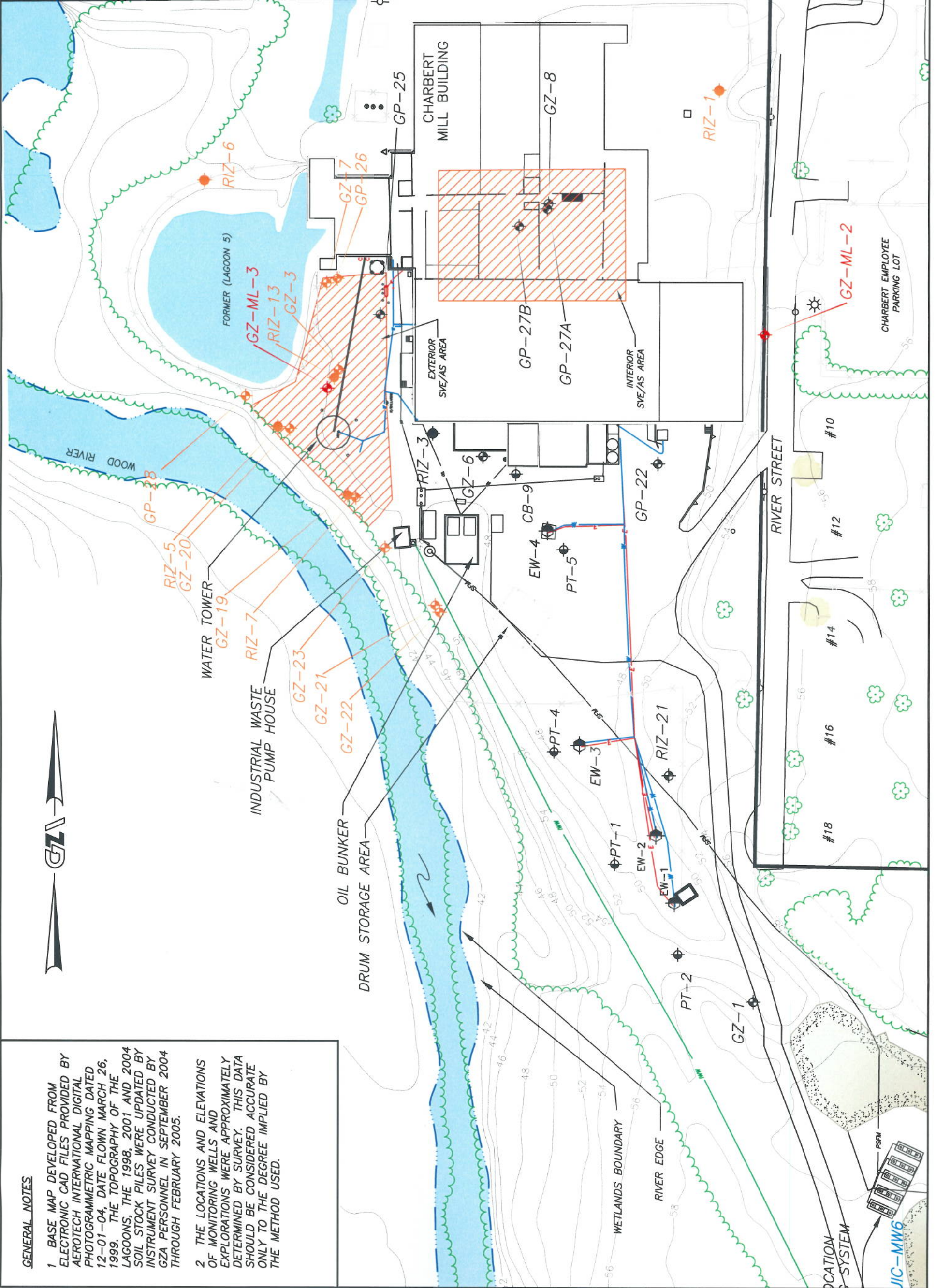
BGS = BELOW GROUND SURFACE

FIGURES

GENERAL NOTES

1 BASE MAP DEVELOPED FROM ELECTRONIC CAD FILES PROVIDED BY AEROTECH INTERNATIONAL DIGITAL PHOTOGRAMMETRIC MAPPING DATED 12-01-04, DATE FLOWN MARCH 26, 1999. THE TOPOGRAPHY OF THE LAGOONS, THE 1998, 2001 AND 2004 SOIL STOCK PILES WERE UPDATED BY INSTRUMENT SURVEY CONDUCTED BY GZA PERSONNEL IN SEPTEMBER 2004 THROUGH FEBRUARY 2005.

2 THE LOCATIONS AND ELEVATIONS OF MONITORING WELLS AND EXPLORATIONS WERE APPROXIMATELY DETERMINED BY SURVEY. THIS DATA SHOULD BE CONSIDERED ACCURATE ONLY TO THE DEGREE IMPLIED BY THE METHOD USED.



**CHARBERT FACILITY
ALTON, RHODE ISLAND**

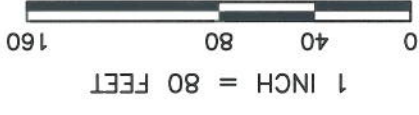
**INTERIM COMPLIANCE MONITORING REPORT
MONITORING WELL LOCATIONS**

JOB NO. **32795.29**

FIGURE NO. **1**

REV. NO.	DESCRIPTION	BY	DATE

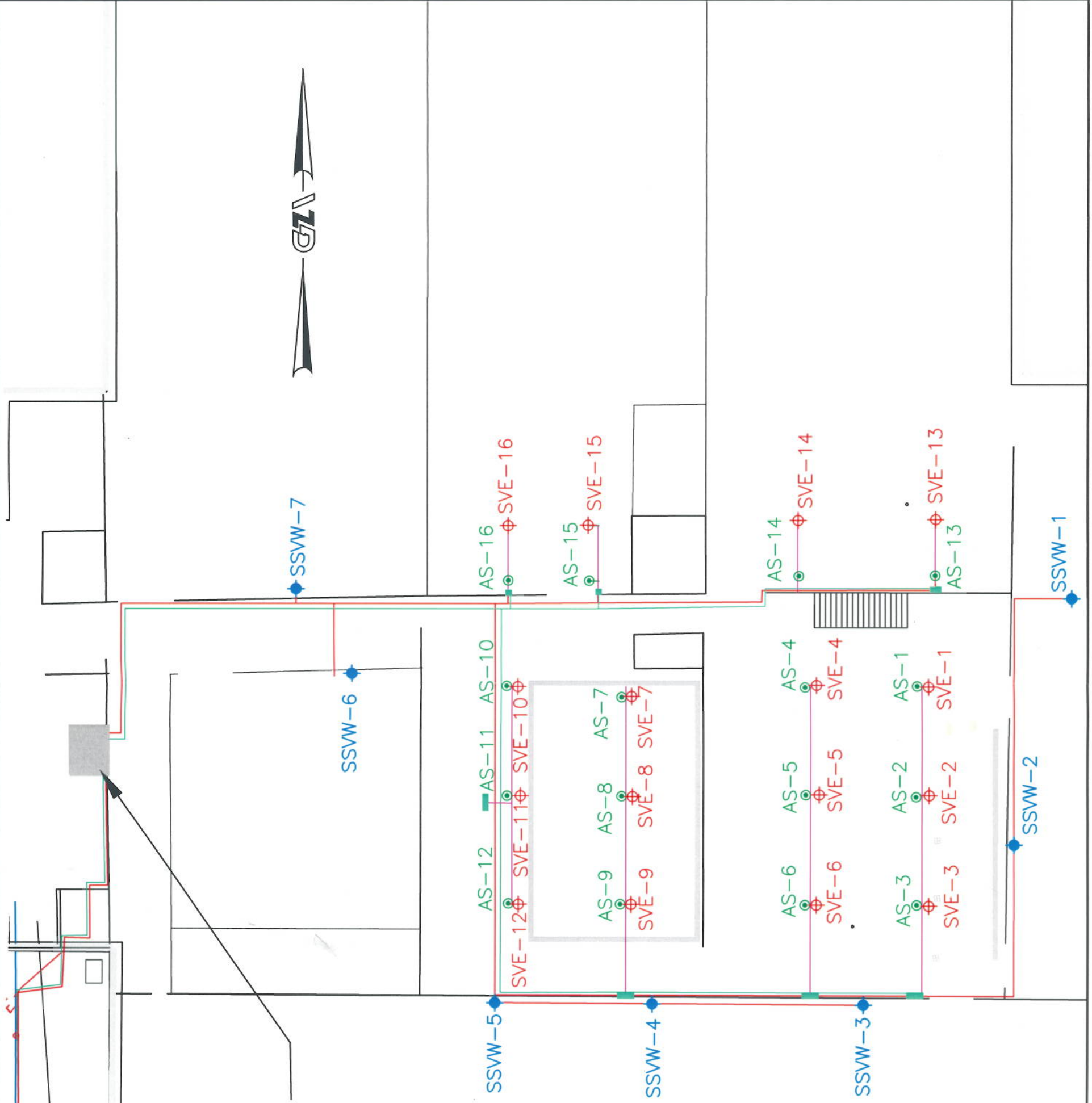
PROJ MGR: SMA
DESIGNED BY: SMA
REVIEWED BY: EAS
DATE: AUG., 2008
OPERATOR: DL



GZA
Geoenvironmental, Inc.
Engineers and Scientists
530 BROADWAY
PROVIDENCE, RI 02909



LOCATION OF BLOWERS, AIR
 DRYERS AND CARBON DRUMS
 FOR INTERIOR AND EXTERIOR
 SOIL VAPOR EXTRACTION
 SYSTEMS AND AIR COMPRESSOR
 FOR INTERIOR AND EXTERIOR
 SPARGE SYSTEMS



CHARBERT FACILITY
 ALTON, RHODE ISLAND

INTERIM COMPLIANCE MONITORING REPORT
 INTERIOR AS-SVE SYSTEM

JOB NO. 32795.29
 FIGURE NO. 2

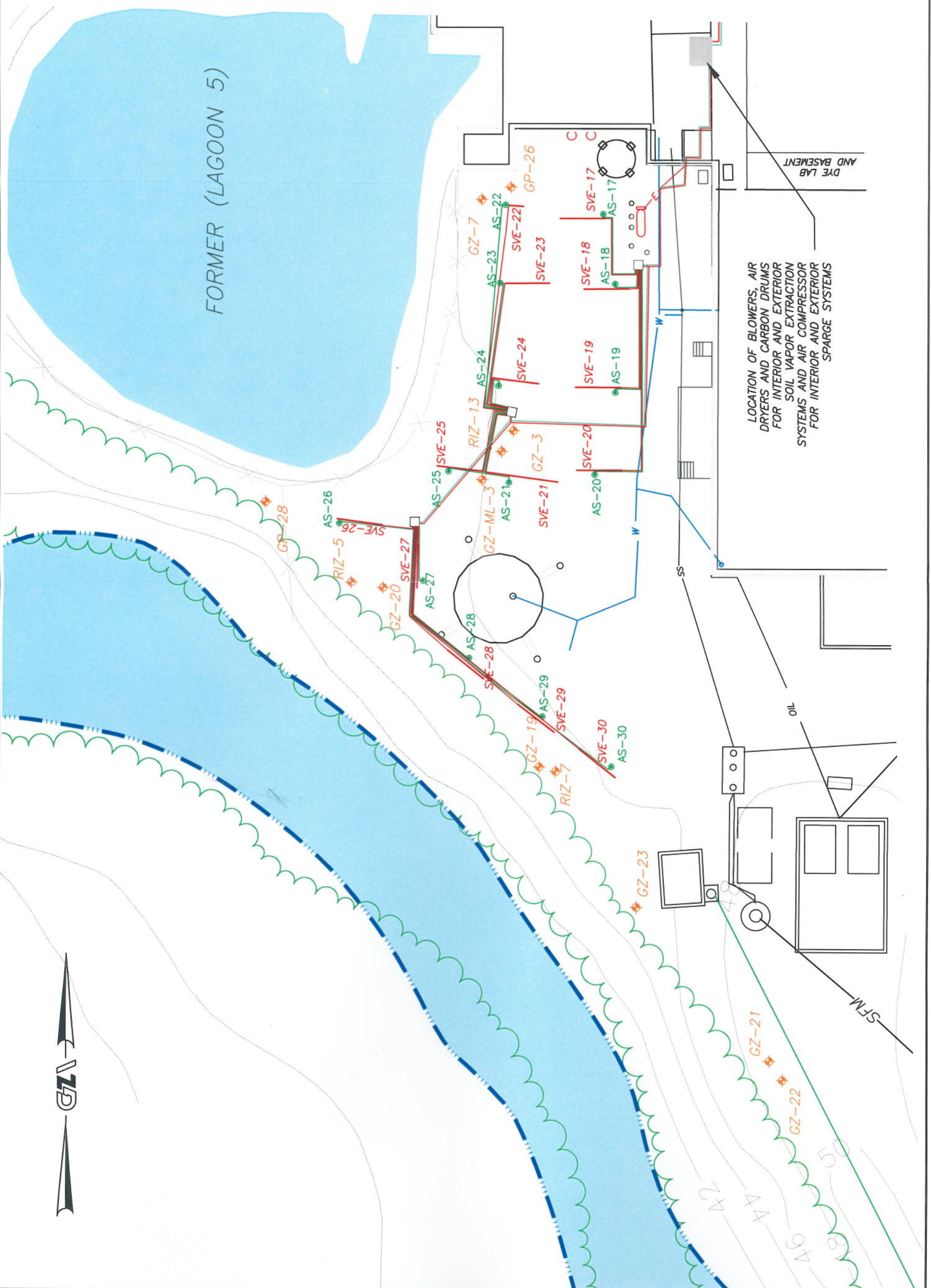
REV. NO.	DESCRIPTION	BY	DATE

PROJ MGR: SMA	DESIGNED BY: SMA	OPERATOR: DL
REVIEWED BY: EAS	DATE: AUG., 2008	

1 INCH = 20 FEET

0 10 20 40

GZA
 Geoenvironmental, Inc.
 530 BROADWAY
 PROVIDENCE, RI 02909
 (401) 421-4140
 (401) 751-8613

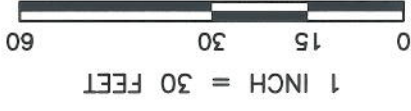


CHABERT FACILITY
ALTON, RHODE ISLAND

INTERIM COMPLIANCE MONITORING REPORT
EXTERIOR AS-SVE SYSTEM

JOB NO. 32795.29

FIGURE NO. 3



REV. NO.	DESCRIPTION	BY	DATE

PROJ MGR: SMA	DESIGNED BY: EAS	REVIEWED BY: SMA	DATE: AUG., 2008
OPERATOR: DL	GZA Geoenvironmental, Inc. 530 BROADWAY PROVIDENCE, RI 02909 (401) 421-4140 (401) 751-8613		

ATTACHMENT A

LIMITATIONS

GEOHYDROLOGICAL LIMITATIONS

1. The conclusions and recommendations submitted in this report are based in part upon the data obtained from a limited number of soil samples from widely spaced subsurface explorations. The nature and extent of variations between these explorations may not become evident until further investigation. If variations or other latent conditions then appear evident, it will be necessary to reevaluate the recommendations of this report.
2. The generalized soil profile described in the text is intended to convey trends in subsurface conditions. The boundaries between strata are approximate and idealized and have been developed by interpretations of widely spaced explorations and samples; actual soil transitions are probably more gradual. For specific information, refer to the boring logs.
3. Water level readings have been made in the test pits, borings and/or observation wells at times and under conditions stated on the exploration logs. These data have been reviewed and interpretations have been made in the text of this report. However, it must be noted that fluctuations in the level of the groundwater may occur due to variations in rainfall and other factors different from those prevailing at the time measurements were made.
4. The conclusions and recommendations contained in this report are based in part upon various types of chemical data and are contingent upon their validity. These data have been reviewed and interpretations made in the report. As indicated within the report, some of these data are preliminary "screening" level data, and should be confirmed with quantitative analyses if more specific information is necessary. Moreover, it should be noted that variations in the types and concentrations of contaminants and variations in their flow paths may occur due to seasonal water table fluctuations, past disposal practices, the passage of time, and other factors. Should additional chemical data become available in the future, these data should be reviewed by GZA, and the conclusions and recommendations presented therein modified accordingly.
5. Chemical analyses have been performed for specific parameters during the course of this study, as detailed in the text. It must be noted that additional constituents not searched for during the current study may be present in soil and groundwater at the site.
6. It is recommended that this firm be retained to provide further engineering services during design, implementation, and/or construction of any remedial measures, if necessary. This is to observe compliance with the concepts and recommendations contained herein and to allow design changes in the event that subsurface conditions differ from those anticipated.

ATTACHMENT B

LABORATORY CERTIFICATES OF ANALYSIS



GZA GeoEnvironmental, Inc.
106 South Street
Hopkinton, MA 01748
(781) 278-4700

Laboratory Identification Numbers:
MA and ME: **MA092** NH: **2028**
CT: **PH0579** RI: **LAO00236**
NELAC - NYS DOH: **11063**

ANALYTICAL REPORT

GZA GeoEnvironmental, Inc.
140 Broadway
Providence, RI 02903

Stephen Andrus

Project No.: **03.0032795.29**
Work Order No.: **0904-00016**
Date Received: **04/03/2009**
Date Reported: **04/14/2009**

SAMPLE INFORMATION

Date Sampled	Matrix	Laboratory ID	Sample ID
04/01/2009	Aqueous	0904-00016 001	RIZ-13
04/01/2009	Aqueous	0904-00016 002	GZ-3
04/01/2009	Aqueous	0904-00016 003	GP-26
04/01/2009	Aqueous	0904-00016 004	GZ-7
04/01/2009	Aqueous	0904-00016 005	RIZ-7
04/01/2009	Aqueous	0904-00016 006	GZ-19
04/01/2009	Aqueous	0904-00016 007	RIZ-5
04/01/2009	Aqueous	0904-00016 008	GZ-20
04/01/2009	Aqueous	0904-00016 009	GP-28
04/01/2009	Aqueous	0904-00016 010	GZ-21
04/01/2009	Aqueous	0904-00016 011	GZ-22
04/01/2009	Aqueous	0904-00016 012	TBLK 04-01-09
04/01/2009	Aqueous	0904-00016 013	GZ-23



ANALYTICAL REPORT

GZA GeoEnvironmental, Inc.
140 Broadway
Providence, RI 02903

Stephen Andrus

Project Name.: **Charbert ICMP**
Project No.: **03.0032795.29**

Date Received: **04/03/2009**
Date Reported: **04/14/2009**
Work Order No.: **0904-00016**

PROJECT NARRATIVE:

1. Sample Receipt

The samples were received on 04/2/09 via x GZA courier, EC, FEDEX, or hand delivered. The temperature of the x temperature blank/ cooler air, was 5.1 degrees C. The temperature requirement for most analyses is above freezing to 6 degrees C. The samples were received intact for all requested analyses.

The chain of custody indicates that the samples, when required, were chemically preserved in accordance with the method they reference.

2. EPA Method 8260 - VOCs

Samples GP-26 (0904-16-003) and RIZ-7 (0904-16-005) were analyzed at a 1/5 dilution based upon screening information and in order to report all target analytes within the calibration range of the instrument.

Sample GZ-3 (0904-16-002) was analyzed at a 1/10 dilution based upon screening information and in order to report all target analytes within the calibration range of the instrument.

Sample GZ-20 (0904-16-008) was analyzed at a 1/25 dilution based upon screening information and in order to report all target analytes within the calibration range of the instrument.

Sample GP-28 (0904-16-009) was analyzed at a 1/100 dilution based upon screening information and in order to report all target analytes within the calibration range of the instrument.

Attach QC 8260 04/11/09 S - Aqueous



ANALYTICAL REPORT

GZA GeoEnvironmental, Inc.
140 Broadway
Providence, RI 02903

Stephen Andrus

Project Name.: **Charbert ICMP**
Project No.: **03.0032795.29**

Date Received: **04/03/2009**
Date Reported: **04/14/2009**
Work Order No.: **0904-00016**

Data Authorized By:

NELAC certification, as indicated by the NELAC Lab ID Number, is per analyte. For a complete list of NELAC validated analytes, please contact the laboratory.

Abbreviations:

% R = % Recovery
DF = Dilution Factor
DFS = Dilution Factor Solids
CF = Calculation Factor
DO = Diluted Out

Method Key:

Method 8260: The current version of the method is 8260B.
Method 8270: The current version of the method is 8270D.
Method 6010: The current version of the method is 6010B.

Please note that the laboratory signed copy of the chain of custody record is an integral part of the data report.

The laboratory report shall not be reproduced except in full without the written consent of the laboratory.

Soil data is reported on a dry weight basis unless otherwise specified.

Matrix Spike / Matrix Spike Duplicate sets are performed as per method and are reported at the end of the analytical report if assigned on the Chain of Custody.



ANALYTICAL REPORT

GZA GeoEnvironmental, Inc.
 140 Broadway
 Providence, RI 02903

Stephen Andrus

Project Name.: **Charbert ICMP**
 Project No.: **03.0032795.29**

Date Received: **04/03/2009**
 Date Reported: **04/14/2009**
 Work Order No.: **0904-00016**

Sample ID: **RIZ-13**
 Sample Date: **04/01/2009**

Sample No.: **001**

Test Performed	Method	Results	Units	Tech	Analysis Date
VOLATILE ORGANICS	EPA 8260			MQS	04/11/2009
Dichlorodifluoromethane	EPA 8260	<2.0	ug/L	MQS	04/11/2009
Chloromethane	EPA 8260	<2.0	ug/L	MQS	04/11/2009
Vinyl Chloride	EPA 8260	<1.0	ug/L	MQS	04/11/2009
Bromomethane	EPA 8260	<2.0	ug/L	MQS	04/11/2009
Chloroethane	EPA 8260	<1.0	ug/L	MQS	04/11/2009
Trichlorofluoromethane	EPA 8260	<2.0	ug/L	MQS	04/11/2009
Diethylether	EPA 8260	<5.0	ug/L	MQS	04/11/2009
Acetone	EPA 8260	<25	ug/L	MQS	04/11/2009
1,1-Dichloroethene	EPA 8260	<1.0	ug/L	MQS	04/11/2009
Dichloromethane	EPA 8260	<2.0	ug/L	MQS	04/11/2009
Methyl-Tert-Butyl-Ether	EPA 8260	<1.0	ug/L	MQS	04/11/2009
trans-1,2-Dichloroethene	EPA 8260	<1.0	ug/L	MQS	04/11/2009
1,1-Dichloroethane	EPA 8260	<1.0	ug/L	MQS	04/11/2009
2-Butanone	EPA 8260	<25	ug/L	MQS	04/11/2009
2,2-Dichloropropane	EPA 8260	<1.0	ug/L	MQS	04/11/2009
cis-1,2-Dichloroethene	EPA 8260	<1.0	ug/L	MQS	04/11/2009
Chloroform	EPA 8260	<1.0	ug/L	MQS	04/11/2009
Bromochloromethane	EPA 8260	<1.0	ug/L	MQS	04/11/2009
Tetrahydrofuran	EPA 8260	<10	ug/L	MQS	04/11/2009
1,1,1-Trichloroethane	EPA 8260	<1.0	ug/L	MQS	04/11/2009
1,1-Dichloropropene	EPA 8260	<1.0	ug/L	MQS	04/11/2009
Carbon Tetrachloride	EPA 8260	<1.0	ug/L	MQS	04/11/2009
1,2-Dichloroethane	EPA 8260	<1.0	ug/L	MQS	04/11/2009
Benzene	EPA 8260	<1.0	ug/L	MQS	04/11/2009
Trichloroethene	EPA 8260	<1.0	ug/L	MQS	04/11/2009
1,2-Dichloropropane	EPA 8260	<1.0	ug/L	MQS	04/11/2009
Bromodichloromethane	EPA 8260	<1.0	ug/L	MQS	04/11/2009
Dibromomethane	EPA 8260	<1.0	ug/L	MQS	04/11/2009
4-Methyl-2-Pentanone	EPA 8260	<25	ug/L	MQS	04/11/2009
cis-1,3-Dichloropropene	EPA 8260	<20	ug/L	MQS	04/11/2009
Toluene	EPA 8260	<1.0	ug/L	MQS	04/11/2009
trans-1,3-Dichloropropene	EPA 8260	<20	ug/L	MQS	04/11/2009
1,1,2-Trichloroethane	EPA 8260	<1.0	ug/L	MQS	04/11/2009
2-Hexanone	EPA 8260	<25	ug/L	MQS	04/11/2009
1,3-Dichloropropane	EPA 8260	<1.0	ug/L	MQS	04/11/2009
Tetrachloroethene	EPA 8260	<1.0	ug/L	MQS	04/11/2009



ANALYTICAL REPORT

GZA GeoEnvironmental, Inc.
 140 Broadway
 Providence, RI 02903

Stephen Andrus

Project Name.: **Charbert ICMP**
 Project No.: **03.0032795.29**

Date Received: **04/03/2009**
 Date Reported: **04/14/2009**
 Work Order No.: **0904-00016**

Sample ID: **RIZ-13**

Sample No.: **001**

Sample Date: **04/01/2009**

Test Performed	Method	Results	Units	Tech	Analysis Date
Dibromochloromethane	EPA 8260	<1.0	ug/L	MQS	04/11/2009
1,2-Dibromoethane (EDB)	EPA 8260	<2.0	ug/L	MQS	04/11/2009
Chlorobenzene	EPA 8260	<1.0	ug/L	MQS	04/11/2009
1,1,1,2-Tetrachloroethane	EPA 8260	<1.0	ug/L	MQS	04/11/2009
Ethylbenzene	EPA 8260	<1.0	ug/L	MQS	04/11/2009
m&p-Xylene	EPA 8260	<2.0	ug/L	MQS	04/11/2009
o-Xylene	EPA 8260	<1.0	ug/L	MQS	04/11/2009
Styrene	EPA 8260	<1.0	ug/L	MQS	04/11/2009
Bromoform	EPA 8260	<2.0	ug/L	MQS	04/11/2009
Isopropylbenzene	EPA 8260	<1.0	ug/L	MQS	04/11/2009
1,1,2,2-Tetrachloroethane	EPA 8260	<1.0	ug/L	MQS	04/11/2009
1,2,3-Trichloropropane	EPA 8260	<1.0	ug/L	MQS	04/11/2009
Bromobenzene	EPA 8260	<1.0	ug/L	MQS	04/11/2009
N-Propylbenzene	EPA 8260	<1.0	ug/L	MQS	04/11/2009
2-Chlorotoluene	EPA 8260	<1.0	ug/L	MQS	04/11/2009
1,3,5-Trimethylbenzene	EPA 8260	<1.0	ug/L	MQS	04/11/2009
4-Chlorotoluene	EPA 8260	<1.0	ug/L	MQS	04/11/2009
tert-Butylbenzene	EPA 8260	<1.0	ug/L	MQS	04/11/2009
1,2,4-Trimethylbenzene	EPA 8260	<1.0	ug/L	MQS	04/11/2009
sec-Butylbenzene	EPA 8260	<1.0	ug/L	MQS	04/11/2009
p-Isopropyltoluene	EPA 8260	<1.0	ug/L	MQS	04/11/2009
1,3-Dichlorobenzene	EPA 8260	<1.0	ug/L	MQS	04/11/2009
1,4-Dichlorobenzene	EPA 8260	<1.0	ug/L	MQS	04/11/2009
n-Butylbenzene	EPA 8260	<1.0	ug/L	MQS	04/11/2009
1,2-Dichlorobenzene	EPA 8260	<1.0	ug/L	MQS	04/11/2009
1,2-Dibromo-3-Chloropropane	EPA 8260	<5.0	ug/L	MQS	04/11/2009
1,2,4-Trichlorobenzene	EPA 8260	<1.0	ug/L	MQS	04/11/2009
Hexachlorobutadiene	EPA 8260	<1.0	ug/L	MQS	04/11/2009
Naphthalene	EPA 8260	<2.0	ug/L	MQS	04/11/2009
1,2,3-Trichlorobenzene	EPA 8260	<1.0	ug/L	MQS	04/11/2009
Surrogates:	EPA 8260				
***1,2-Dichloroethane-D4	EPA 8260	90.4	% R	MQS	04/11/2009
***Toluene-D8	EPA 8260	106	% R	MQS	04/11/2009
***4-Bromofluorobenzene	EPA 8260	103	% R	MQS	04/11/2009
Preparation	EPA 5030B	1.0	CF	MQS	04/11/2009



ANALYTICAL REPORT

GZA GeoEnvironmental, Inc.
 140 Broadway
 Providence, RI 02903

Stephen Andrus

Project Name.: **Charbert ICMP**
 Project No.: **03.0032795.29**

Date Received: **04/03/2009**
 Date Reported: **04/14/2009**
 Work Order No.: **0904-00016**

Sample ID: **GZ-3**

Sample No.: **002**

Sample Date: **04/01/2009**

Test Performed	Method	Results	Units	Tech	Analysis Date
VOLATILE ORGANICS	EPA 8260			MQS	04/11/2009
Dichlorodifluoromethane	EPA 8260	<10	ug/L	MQS	04/11/2009
Chloromethane	EPA 8260	<10	ug/L	MQS	04/11/2009
Vinyl Chloride	EPA 8260	16	ug/L	MQS	04/11/2009
Bromomethane	EPA 8260	<10	ug/L	MQS	04/11/2009
Chloroethane	EPA 8260	<5.0	ug/L	MQS	04/11/2009
Trichlorofluoromethane	EPA 8260	<10	ug/L	MQS	04/11/2009
Diethylether	EPA 8260	<25	ug/L	MQS	04/11/2009
Acetone	EPA 8260	<130	ug/L	MQS	04/11/2009
1,1-Dichloroethene	EPA 8260	<5.0	ug/L	MQS	04/11/2009
Dichloromethane	EPA 8260	<10	ug/L	MQS	04/11/2009
Methyl-Tert-Butyl-Ether	EPA 8260	<5.0	ug/L	MQS	04/11/2009
trans-1,2-Dichloroethene	EPA 8260	<5.0	ug/L	MQS	04/11/2009
1,1-Dichloroethane	EPA 8260	<5.0	ug/L	MQS	04/11/2009
2-Butanone	EPA 8260	<130	ug/L	MQS	04/11/2009
2,2-Dichloropropane	EPA 8260	<5.0	ug/L	MQS	04/11/2009
cis-1,2-Dichloroethene	EPA 8260	180	ug/L	MQS	04/11/2009
Chloroform	EPA 8260	<5.0	ug/L	MQS	04/11/2009
Bromochloromethane	EPA 8260	<5.0	ug/L	MQS	04/11/2009
Tetrahydrofuran	EPA 8260	<50	ug/L	MQS	04/11/2009
1,1,1-Trichloroethane	EPA 8260	<5.0	ug/L	MQS	04/11/2009
1,1-Dichloropropene	EPA 8260	<5.0	ug/L	MQS	04/11/2009
Carbon Tetrachloride	EPA 8260	<5.0	ug/L	MQS	04/11/2009
1,2-Dichloroethane	EPA 8260	<5.0	ug/L	MQS	04/11/2009
Benzene	EPA 8260	<5.0	ug/L	MQS	04/11/2009
Trichloroethene	EPA 8260	150	ug/L	MQS	04/11/2009
1,2-Dichloropropane	EPA 8260	<5.0	ug/L	MQS	04/11/2009
Bromodichloromethane	EPA 8260	<5.0	ug/L	MQS	04/11/2009
Dibromomethane	EPA 8260	<5.0	ug/L	MQS	04/11/2009
4-Methyl-2-Pentanone	EPA 8260	<130	ug/L	MQS	04/11/2009
cis-1,3-Dichloropropene	EPA 8260	<100	ug/L	MQS	04/11/2009
Toluene	EPA 8260	<5.0	ug/L	MQS	04/11/2009
trans-1,3-Dichloropropene	EPA 8260	<100	ug/L	MQS	04/11/2009
1,1,2-Trichloroethane	EPA 8260	<5.0	ug/L	MQS	04/11/2009
2-Hexanone	EPA 8260	<130	ug/L	MQS	04/11/2009
1,3-Dichloropropane	EPA 8260	<5.0	ug/L	MQS	04/11/2009
Tetrachloroethene	EPA 8260	450	ug/L	MQS	04/11/2009



ANALYTICAL REPORT

GZA GeoEnvironmental, Inc.
 140 Broadway
 Providence, RI 02903

Stephen Andrus

Project Name.: **Charbert ICMP**
 Project No.: **03.0032795.29**

Date Received: **04/03/2009**
 Date Reported: **04/14/2009**
 Work Order No.: **0904-00016**

Sample ID: **GZ-3**

Sample No.: **002**

Sample Date: **04/01/2009**

Test Performed	Method	Results	Units	Tech	Analysis Date
Dibromochloromethane	EPA 8260	<5.0	ug/L	MQS	04/11/2009
1,2-Dibromoethane (EDB)	EPA 8260	<10	ug/L	MQS	04/11/2009
Chlorobenzene	EPA 8260	<5.0	ug/L	MQS	04/11/2009
1,1,1,2-Tetrachloroethane	EPA 8260	<5.0	ug/L	MQS	04/11/2009
Ethylbenzene	EPA 8260	<5.0	ug/L	MQS	04/11/2009
m&p-Xylene	EPA 8260	<10	ug/L	MQS	04/11/2009
o-Xylene	EPA 8260	<5.0	ug/L	MQS	04/11/2009
Styrene	EPA 8260	<5.0	ug/L	MQS	04/11/2009
Bromoform	EPA 8260	<10	ug/L	MQS	04/11/2009
Isopropylbenzene	EPA 8260	<5.0	ug/L	MQS	04/11/2009
1,1,2,2-Tetrachloroethane	EPA 8260	<5.0	ug/L	MQS	04/11/2009
1,2,3-Trichloropropane	EPA 8260	<5.0	ug/L	MQS	04/11/2009
Bromobenzene	EPA 8260	<5.0	ug/L	MQS	04/11/2009
N-Propylbenzene	EPA 8260	<5.0	ug/L	MQS	04/11/2009
2-Chlorotoluene	EPA 8260	<5.0	ug/L	MQS	04/11/2009
1,3,5-Trimethylbenzene	EPA 8260	<5.0	ug/L	MQS	04/11/2009
4-Chlorotoluene	EPA 8260	<5.0	ug/L	MQS	04/11/2009
tert-Butylbenzene	EPA 8260	<5.0	ug/L	MQS	04/11/2009
1,2,4-Trimethylbenzene	EPA 8260	<5.0	ug/L	MQS	04/11/2009
sec-Butylbenzene	EPA 8260	<5.0	ug/L	MQS	04/11/2009
p-Isopropyltoluene	EPA 8260	<5.0	ug/L	MQS	04/11/2009
1,3-Dichlorobenzene	EPA 8260	<5.0	ug/L	MQS	04/11/2009
1,4-Dichlorobenzene	EPA 8260	<5.0	ug/L	MQS	04/11/2009
n-Butylbenzene	EPA 8260	<5.0	ug/L	MQS	04/11/2009
1,2-Dichlorobenzene	EPA 8260	<5.0	ug/L	MQS	04/11/2009
1,2-Dibromo-3-Chloropropane	EPA 8260	<25	ug/L	MQS	04/11/2009
1,2,4-Trichlorobenzene	EPA 8260	<5.0	ug/L	MQS	04/11/2009
Hexachlorobutadiene	EPA 8260	<5.0	ug/L	MQS	04/11/2009
Naphthalene	EPA 8260	<10	ug/L	MQS	04/11/2009
1,2,3-Trichlorobenzene	EPA 8260	<5.0	ug/L	MQS	04/11/2009
Surrogates:	EPA 8260				
***1,2-Dichloroethane-D4	EPA 8260	88.6	% R	MQS	04/11/2009
***Toluene-D8	EPA 8260	104	% R	MQS	04/11/2009
***4-Bromofluorobenzene	EPA 8260	102	% R	MQS	04/11/2009
Preparation	EPA 5030B	5.0	CF	MQS	04/11/2009



ANALYTICAL REPORT

GZA GeoEnvironmental, Inc.
 140 Broadway
 Providence, RI 02903

Stephen Andrus

Project Name.: **Charbert ICMP**
 Project No.: **03.0032795.29**

Date Received: **04/03/2009**
 Date Reported: **04/14/2009**
 Work Order No.: **0904-00016**

Sample ID: **GP-26**

Sample No.: **003**

Sample Date: **04/01/2009**

Test Performed	Method	Results	Units	Tech	Analysis Date
VOLATILE ORGANICS	EPA 8260			MQS	04/11/2009
Dichlorodifluoromethane	EPA 8260	<5.0	ug/L	MQS	04/11/2009
Chloromethane	EPA 8260	<5.0	ug/L	MQS	04/11/2009
Vinyl Chloride	EPA 8260	9.2	ug/L	MQS	04/11/2009
Bromomethane	EPA 8260	<5.0	ug/L	MQS	04/11/2009
Chloroethane	EPA 8260	<2.5	ug/L	MQS	04/11/2009
Trichlorofluoromethane	EPA 8260	<5.0	ug/L	MQS	04/11/2009
Diethylether	EPA 8260	<13	ug/L	MQS	04/11/2009
Acetone	EPA 8260	<63	ug/L	MQS	04/11/2009
1,1-Dichloroethene	EPA 8260	<2.5	ug/L	MQS	04/11/2009
Dichloromethane	EPA 8260	<5.0	ug/L	MQS	04/11/2009
Methyl-Tert-Butyl-Ether	EPA 8260	<2.5	ug/L	MQS	04/11/2009
trans-1,2-Dichloroethene	EPA 8260	<2.5	ug/L	MQS	04/11/2009
1,1-Dichloroethane	EPA 8260	<2.5	ug/L	MQS	04/11/2009
2-Butanone	EPA 8260	<63	ug/L	MQS	04/11/2009
2,2-Dichloropropane	EPA 8260	<2.5	ug/L	MQS	04/11/2009
cis-1,2-Dichloroethene	EPA 8260	110	ug/L	MQS	04/11/2009
Chloroform	EPA 8260	<2.5	ug/L	MQS	04/11/2009
Bromochloromethane	EPA 8260	<2.5	ug/L	MQS	04/11/2009
Tetrahydrofuran	EPA 8260	<25	ug/L	MQS	04/11/2009
1,1,1-Trichloroethane	EPA 8260	<2.5	ug/L	MQS	04/11/2009
1,1-Dichloropropene	EPA 8260	<2.5	ug/L	MQS	04/11/2009
Carbon Tetrachloride	EPA 8260	<2.5	ug/L	MQS	04/11/2009
1,2-Dichloroethane	EPA 8260	<2.5	ug/L	MQS	04/11/2009
Benzene	EPA 8260	<2.5	ug/L	MQS	04/11/2009
Trichloroethene	EPA 8260	120	ug/L	MQS	04/11/2009
1,2-Dichloropropane	EPA 8260	<2.5	ug/L	MQS	04/11/2009
Bromodichloromethane	EPA 8260	<2.5	ug/L	MQS	04/11/2009
Dibromomethane	EPA 8260	<2.5	ug/L	MQS	04/11/2009
4-Methyl-2-Pentanone	EPA 8260	<63	ug/L	MQS	04/11/2009
cis-1,3-Dichloropropene	EPA 8260	<50	ug/L	MQS	04/11/2009
Toluene	EPA 8260	<2.5	ug/L	MQS	04/11/2009
trans-1,3-Dichloropropene	EPA 8260	<50	ug/L	MQS	04/11/2009
1,1,2-Trichloroethane	EPA 8260	<2.5	ug/L	MQS	04/11/2009
2-Hexanone	EPA 8260	<63	ug/L	MQS	04/11/2009
1,3-Dichloropropane	EPA 8260	<2.5	ug/L	MQS	04/11/2009
Tetrachloroethene	EPA 8260	210	ug/L	MQS	04/11/2009



ANALYTICAL REPORT

GZA GeoEnvironmental, Inc.
 140 Broadway
 Providence, RI 02903

Stephen Andrus

Project Name.: **Charbert ICMP**
 Project No.: **03.0032795.29**

Date Received: **04/03/2009**
 Date Reported: **04/14/2009**
 Work Order No.: **0904-00016**

Sample ID: **GP-26**

Sample No.: **003**

Sample Date: **04/01/2009**

Test Performed	Method	Results	Units	Tech	Analysis Date
Dibromochloromethane	EPA 8260	<2.5	ug/L	MQS	04/11/2009
1,2-Dibromoethane (EDB)	EPA 8260	<5.0	ug/L	MQS	04/11/2009
Chlorobenzene	EPA 8260	<2.5	ug/L	MQS	04/11/2009
1,1,1,2-Tetrachloroethane	EPA 8260	<2.5	ug/L	MQS	04/11/2009
Ethylbenzene	EPA 8260	<2.5	ug/L	MQS	04/11/2009
m&p-Xylene	EPA 8260	<5.0	ug/L	MQS	04/11/2009
o-Xylene	EPA 8260	<2.5	ug/L	MQS	04/11/2009
Styrene	EPA 8260	<2.5	ug/L	MQS	04/11/2009
Bromoform	EPA 8260	<5.0	ug/L	MQS	04/11/2009
Isopropylbenzene	EPA 8260	<2.5	ug/L	MQS	04/11/2009
1,1,2,2-Tetrachloroethane	EPA 8260	<2.5	ug/L	MQS	04/11/2009
1,2,3-Trichloropropane	EPA 8260	<2.5	ug/L	MQS	04/11/2009
Bromobenzene	EPA 8260	<2.5	ug/L	MQS	04/11/2009
N-Propylbenzene	EPA 8260	<2.5	ug/L	MQS	04/11/2009
2-Chlorotoluene	EPA 8260	<2.5	ug/L	MQS	04/11/2009
1,3,5-Trimethylbenzene	EPA 8260	<2.5	ug/L	MQS	04/11/2009
4-Chlorotoluene	EPA 8260	<2.5	ug/L	MQS	04/11/2009
tert-Butylbenzene	EPA 8260	<2.5	ug/L	MQS	04/11/2009
1,2,4-Trimethylbenzene	EPA 8260	<2.5	ug/L	MQS	04/11/2009
sec-Butylbenzene	EPA 8260	<2.5	ug/L	MQS	04/11/2009
p-Isopropyltoluene	EPA 8260	<2.5	ug/L	MQS	04/11/2009
1,3-Dichlorobenzene	EPA 8260	<2.5	ug/L	MQS	04/11/2009
1,4-Dichlorobenzene	EPA 8260	<2.5	ug/L	MQS	04/11/2009
n-Butylbenzene	EPA 8260	<2.5	ug/L	MQS	04/11/2009
1,2-Dichlorobenzene	EPA 8260	<2.5	ug/L	MQS	04/11/2009
1,2-Dibromo-3-Chloropropane	EPA 8260	<13	ug/L	MQS	04/11/2009
1,2,4-Trichlorobenzene	EPA 8260	<2.5	ug/L	MQS	04/11/2009
Hexachlorobutadiene	EPA 8260	<2.5	ug/L	MQS	04/11/2009
Naphthalene	EPA 8260	<5.0	ug/L	MQS	04/11/2009
1,2,3-Trichlorobenzene	EPA 8260	<2.5	ug/L	MQS	04/11/2009
Surrogates:	EPA 8260				
***1,2-Dichloroethane-D4	EPA 8260	89.2	% R	MQS	04/11/2009
***Toluene-D8	EPA 8260	105	% R	MQS	04/11/2009
***4-Bromofluorobenzene	EPA 8260	102	% R	MQS	04/11/2009
Preparation	EPA 5030B	2.5	CF	MQS	04/11/2009



ANALYTICAL REPORT

GZA GeoEnvironmental, Inc.
 140 Broadway
 Providence, RI 02903

Stephen Andrus

Project Name.: **Charbert ICMP**
 Project No.: **03.0032795.29**

Date Received: **04/03/2009**
 Date Reported: **04/14/2009**
 Work Order No.: **0904-00016**

Sample ID: **GZ-7**
 Sample Date: **04/01/2009**

Sample No.: **004**

Test Performed	Method	Results	Units	Tech	Analysis Date
VOLATILE ORGANICS	EPA 8260			MQS	04/11/2009
Dichlorodifluoromethane	EPA 8260	<2.0	ug/L	MQS	04/11/2009
Chloromethane	EPA 8260	<2.0	ug/L	MQS	04/11/2009
Vinyl Chloride	EPA 8260	<1.0	ug/L	MQS	04/11/2009
Bromomethane	EPA 8260	<2.0	ug/L	MQS	04/11/2009
Chloroethane	EPA 8260	<1.0	ug/L	MQS	04/11/2009
Trichlorofluoromethane	EPA 8260	<2.0	ug/L	MQS	04/11/2009
Diethylether	EPA 8260	<5.0	ug/L	MQS	04/11/2009
Acetone	EPA 8260	<25	ug/L	MQS	04/11/2009
1,1-Dichloroethene	EPA 8260	<1.0	ug/L	MQS	04/11/2009
Dichloromethane	EPA 8260	<2.0	ug/L	MQS	04/11/2009
Methyl-Tert-Butyl-Ether	EPA 8260	<1.0	ug/L	MQS	04/11/2009
trans-1,2-Dichloroethene	EPA 8260	<1.0	ug/L	MQS	04/11/2009
1,1-Dichloroethane	EPA 8260	<1.0	ug/L	MQS	04/11/2009
2-Butanone	EPA 8260	<25	ug/L	MQS	04/11/2009
2,2-Dichloropropane	EPA 8260	<1.0	ug/L	MQS	04/11/2009
cis-1,2-Dichloroethene	EPA 8260	72	ug/L	MQS	04/11/2009
Chloroform	EPA 8260	<1.0	ug/L	MQS	04/11/2009
Bromochloromethane	EPA 8260	<1.0	ug/L	MQS	04/11/2009
Tetrahydrofuran	EPA 8260	<10	ug/L	MQS	04/11/2009
1,1,1-Trichloroethane	EPA 8260	<1.0	ug/L	MQS	04/11/2009
1,1-Dichloropropene	EPA 8260	<1.0	ug/L	MQS	04/11/2009
Carbon Tetrachloride	EPA 8260	<1.0	ug/L	MQS	04/11/2009
1,2-Dichloroethane	EPA 8260	<1.0	ug/L	MQS	04/11/2009
Benzene	EPA 8260	<1.0	ug/L	MQS	04/11/2009
Trichloroethene	EPA 8260	97	ug/L	MQS	04/11/2009
1,2-Dichloropropane	EPA 8260	<1.0	ug/L	MQS	04/11/2009
Bromodichloromethane	EPA 8260	<1.0	ug/L	MQS	04/11/2009
Dibromomethane	EPA 8260	<1.0	ug/L	MQS	04/11/2009
4-Methyl-2-Pentanone	EPA 8260	<25	ug/L	MQS	04/11/2009
cis-1,3-Dichloropropene	EPA 8260	<20	ug/L	MQS	04/11/2009
Toluene	EPA 8260	<1.0	ug/L	MQS	04/11/2009
trans-1,3-Dichloropropene	EPA 8260	<20	ug/L	MQS	04/11/2009
1,1,2-Trichloroethane	EPA 8260	<1.0	ug/L	MQS	04/11/2009
2-Hexanone	EPA 8260	<25	ug/L	MQS	04/11/2009
1,3-Dichloropropane	EPA 8260	<1.0	ug/L	MQS	04/11/2009
Tetrachloroethene	EPA 8260	30	ug/L	MQS	04/11/2009



ANALYTICAL REPORT

GZA GeoEnvironmental, Inc.
 140 Broadway
 Providence, RI 02903

Stephen Andrus

Project Name.: **Charbert ICMP**
 Project No.: **03.0032795.29**

Date Received: **04/03/2009**
 Date Reported: **04/14/2009**
 Work Order No.: **0904-00016**

Sample ID: **GZ-7**
 Sample Date: **04/01/2009**

Sample No.: **004**

Test Performed	Method	Results	Units	Tech	Analysis Date
Dibromochloromethane	EPA 8260	<1.0	ug/L	MQS	04/11/2009
1,2-Dibromoethane (EDB)	EPA 8260	<2.0	ug/L	MQS	04/11/2009
Chlorobenzene	EPA 8260	<1.0	ug/L	MQS	04/11/2009
1,1,1,2-Tetrachloroethane	EPA 8260	<1.0	ug/L	MQS	04/11/2009
Ethylbenzene	EPA 8260	<1.0	ug/L	MQS	04/11/2009
m&p-Xylene	EPA 8260	<2.0	ug/L	MQS	04/11/2009
o-Xylene	EPA 8260	<1.0	ug/L	MQS	04/11/2009
Styrene	EPA 8260	<1.0	ug/L	MQS	04/11/2009
Bromoform	EPA 8260	<2.0	ug/L	MQS	04/11/2009
Isopropylbenzene	EPA 8260	<1.0	ug/L	MQS	04/11/2009
1,1,2,2-Tetrachloroethane	EPA 8260	<1.0	ug/L	MQS	04/11/2009
1,2,3-Trichloropropane	EPA 8260	<1.0	ug/L	MQS	04/11/2009
Bromobenzene	EPA 8260	<1.0	ug/L	MQS	04/11/2009
N-Propylbenzene	EPA 8260	<1.0	ug/L	MQS	04/11/2009
2-Chlorotoluene	EPA 8260	<1.0	ug/L	MQS	04/11/2009
1,3,5-Trimethylbenzene	EPA 8260	<1.0	ug/L	MQS	04/11/2009
4-Chlorotoluene	EPA 8260	<1.0	ug/L	MQS	04/11/2009
tert-Butylbenzene	EPA 8260	<1.0	ug/L	MQS	04/11/2009
1,2,4-Trimethylbenzene	EPA 8260	<1.0	ug/L	MQS	04/11/2009
sec-Butylbenzene	EPA 8260	<1.0	ug/L	MQS	04/11/2009
p-Isopropyltoluene	EPA 8260	<1.0	ug/L	MQS	04/11/2009
1,3-Dichlorobenzene	EPA 8260	<1.0	ug/L	MQS	04/11/2009
1,4-Dichlorobenzene	EPA 8260	<1.0	ug/L	MQS	04/11/2009
n-Butylbenzene	EPA 8260	<1.0	ug/L	MQS	04/11/2009
1,2-Dichlorobenzene	EPA 8260	<1.0	ug/L	MQS	04/11/2009
1,2-Dibromo-3-Chloropropane	EPA 8260	<5.0	ug/L	MQS	04/11/2009
1,2,4-Trichlorobenzene	EPA 8260	<1.0	ug/L	MQS	04/11/2009
Hexachlorobutadiene	EPA 8260	<1.0	ug/L	MQS	04/11/2009
Naphthalene	EPA 8260	<2.0	ug/L	MQS	04/11/2009
1,2,3-Trichlorobenzene	EPA 8260	<1.0	ug/L	MQS	04/11/2009
Surrogates:	EPA 8260				
***1,2-Dichloroethane-D4	EPA 8260	89.9	% R	MQS	04/11/2009
***Toluene-D8	EPA 8260	105	% R	MQS	04/11/2009
***4-Bromofluorobenzene	EPA 8260	101	% R	MQS	04/11/2009
Preparation	EPA 5030B	1.0	CF	MQS	04/11/2009



ANALYTICAL REPORT

GZA GeoEnvironmental, Inc.
 140 Broadway
 Providence, RI 02903

Stephen Andrus

Project Name.: **Charbert ICMP**
 Project No.: **03.0032795.29**

Date Received: **04/03/2009**
 Date Reported: **04/14/2009**
 Work Order No.: **0904-00016**

Sample ID: **RIZ-7**

Sample No.: **005**

Sample Date: **04/01/2009**

Test Performed	Method	Results	Units	Tech	Analysis Date
VOLATILE ORGANICS	EPA 8260			MQS	04/11/2009
Dichlorodifluoromethane	EPA 8260	<5.0	ug/L	MQS	04/11/2009
Chloromethane	EPA 8260	<5.0	ug/L	MQS	04/11/2009
Vinyl Chloride	EPA 8260	150	ug/L	MQS	04/11/2009
Bromomethane	EPA 8260	<5.0	ug/L	MQS	04/11/2009
Chloroethane	EPA 8260	<2.5	ug/L	MQS	04/11/2009
Trichlorofluoromethane	EPA 8260	<5.0	ug/L	MQS	04/11/2009
Diethylether	EPA 8260	<13	ug/L	MQS	04/11/2009
Acetone	EPA 8260	<63	ug/L	MQS	04/11/2009
1,1-Dichloroethene	EPA 8260	<2.5	ug/L	MQS	04/11/2009
Dichloromethane	EPA 8260	<5.0	ug/L	MQS	04/11/2009
Methyl-Tert-Butyl-Ether	EPA 8260	<2.5	ug/L	MQS	04/11/2009
trans-1,2-Dichloroethene	EPA 8260	5.6	ug/L	MQS	04/11/2009
1,1-Dichloroethane	EPA 8260	<2.5	ug/L	MQS	04/11/2009
2-Butanone	EPA 8260	<63	ug/L	MQS	04/11/2009
2,2-Dichloropropane	EPA 8260	<2.5	ug/L	MQS	04/11/2009
cis-1,2-Dichloroethene	EPA 8260	190	ug/L	MQS	04/11/2009
Chloroform	EPA 8260	<2.5	ug/L	MQS	04/11/2009
Bromochloromethane	EPA 8260	<2.5	ug/L	MQS	04/11/2009
Tetrahydrofuran	EPA 8260	<25	ug/L	MQS	04/11/2009
1,1,1-Trichloroethane	EPA 8260	<2.5	ug/L	MQS	04/11/2009
1,1-Dichloropropene	EPA 8260	<2.5	ug/L	MQS	04/11/2009
Carbon Tetrachloride	EPA 8260	<2.5	ug/L	MQS	04/11/2009
1,2-Dichloroethane	EPA 8260	<2.5	ug/L	MQS	04/11/2009
Benzene	EPA 8260	<2.5	ug/L	MQS	04/11/2009
Trichloroethene	EPA 8260	<2.5	ug/L	MQS	04/11/2009
1,2-Dichloropropane	EPA 8260	<2.5	ug/L	MQS	04/11/2009
Bromodichloromethane	EPA 8260	<2.5	ug/L	MQS	04/11/2009
Dibromomethane	EPA 8260	<2.5	ug/L	MQS	04/11/2009
4-Methyl-2-Pentanone	EPA 8260	<63	ug/L	MQS	04/11/2009
cis-1,3-Dichloropropene	EPA 8260	<50	ug/L	MQS	04/11/2009
Toluene	EPA 8260	<2.5	ug/L	MQS	04/11/2009
trans-1,3-Dichloropropene	EPA 8260	<50	ug/L	MQS	04/11/2009
1,1,2-Trichloroethane	EPA 8260	<2.5	ug/L	MQS	04/11/2009
2-Hexanone	EPA 8260	<63	ug/L	MQS	04/11/2009
1,3-Dichloropropane	EPA 8260	<2.5	ug/L	MQS	04/11/2009
Tetrachloroethene	EPA 8260	<2.5	ug/L	MQS	04/11/2009



ANALYTICAL REPORT

GZA GeoEnvironmental, Inc.
 140 Broadway
 Providence, RI 02903

Stephen Andrus

Project Name.: **Charbert ICMP**
 Project No.: **03.0032795.29**

Date Received: **04/03/2009**
 Date Reported: **04/14/2009**
 Work Order No.: **0904-00016**

Sample ID: **RIZ-7**

Sample No.: **005**

Sample Date: **04/01/2009**

Test Performed	Method	Results	Units	Tech	Analysis Date
Dibromochloromethane	EPA 8260	<2.5	ug/L	MQS	04/11/2009
1,2-Dibromoethane (EDB)	EPA 8260	<5.0	ug/L	MQS	04/11/2009
Chlorobenzene	EPA 8260	<2.5	ug/L	MQS	04/11/2009
1,1,1,2-Tetrachloroethane	EPA 8260	<2.5	ug/L	MQS	04/11/2009
Ethylbenzene	EPA 8260	<2.5	ug/L	MQS	04/11/2009
m&p-Xylene	EPA 8260	<5.0	ug/L	MQS	04/11/2009
o-Xylene	EPA 8260	<2.5	ug/L	MQS	04/11/2009
Styrene	EPA 8260	<2.5	ug/L	MQS	04/11/2009
Bromoform	EPA 8260	<5.0	ug/L	MQS	04/11/2009
Isopropylbenzene	EPA 8260	<2.5	ug/L	MQS	04/11/2009
1,1,2,2-Tetrachloroethane	EPA 8260	<2.5	ug/L	MQS	04/11/2009
1,2,3-Trichloropropane	EPA 8260	<2.5	ug/L	MQS	04/11/2009
Bromobenzene	EPA 8260	<2.5	ug/L	MQS	04/11/2009
N-Propylbenzene	EPA 8260	<2.5	ug/L	MQS	04/11/2009
2-Chlorotoluene	EPA 8260	2.8	ug/L	MQS	04/11/2009
1,3,5-Trimethylbenzene	EPA 8260	<2.5	ug/L	MQS	04/11/2009
4-Chlorotoluene	EPA 8260	<2.5	ug/L	MQS	04/11/2009
tert-Butylbenzene	EPA 8260	<2.5	ug/L	MQS	04/11/2009
1,2,4-Trimethylbenzene	EPA 8260	<2.5	ug/L	MQS	04/11/2009
sec-Butylbenzene	EPA 8260	<2.5	ug/L	MQS	04/11/2009
p-Isopropyltoluene	EPA 8260	<2.5	ug/L	MQS	04/11/2009
1,3-Dichlorobenzene	EPA 8260	<2.5	ug/L	MQS	04/11/2009
1,4-Dichlorobenzene	EPA 8260	<2.5	ug/L	MQS	04/11/2009
n-Butylbenzene	EPA 8260	<2.5	ug/L	MQS	04/11/2009
1,2-Dichlorobenzene	EPA 8260	<2.5	ug/L	MQS	04/11/2009
1,2-Dibromo-3-Chloropropane	EPA 8260	<13	ug/L	MQS	04/11/2009
1,2,4-Trichlorobenzene	EPA 8260	<2.5	ug/L	MQS	04/11/2009
Hexachlorobutadiene	EPA 8260	<2.5	ug/L	MQS	04/11/2009
Naphthalene	EPA 8260	<5.0	ug/L	MQS	04/11/2009
1,2,3-Trichlorobenzene	EPA 8260	<2.5	ug/L	MQS	04/11/2009
Surrogates:	EPA 8260				
***1,2-Dichloroethane-D4	EPA 8260	84.5	% R	MQS	04/11/2009
***Toluene-D8	EPA 8260	106	% R	MQS	04/11/2009
***4-Bromofluorobenzene	EPA 8260	100	% R	MQS	04/11/2009
Preparation	EPA 5030B	2.5	CF	MQS	04/11/2009



ANALYTICAL REPORT

GZA GeoEnvironmental, Inc.
140 Broadway
Providence, RI 02903

Stephen Andrus

Project Name.: **Charbert ICMP**
Project No.: **03.0032795.29**

Date Received: **04/03/2009**
Date Reported: **04/14/2009**
Work Order No.: **0904-00016**

Sample ID: **GZ-19**
Sample Date: **04/01/2009**

Sample No.: **006**

Test Performed	Method	Results	Units	Tech	Analysis Date
VOLATILE ORGANICS	EPA 8260			MQS	04/11/2009
Dichlorodifluoromethane	EPA 8260	<100	ug/L	MQS	04/11/2009
Chloromethane	EPA 8260	<100	ug/L	MQS	04/11/2009
Vinyl Chloride	EPA 8260	<50	ug/L	MQS	04/11/2009
Bromomethane	EPA 8260	<100	ug/L	MQS	04/11/2009
Chloroethane	EPA 8260	<50	ug/L	MQS	04/11/2009
Trichlorofluoromethane	EPA 8260	<100	ug/L	MQS	04/11/2009
Diethylether	EPA 8260	<250	ug/L	MQS	04/11/2009
Acetone	EPA 8260	<1300	ug/L	MQS	04/11/2009
1,1-Dichloroethene	EPA 8260	<50	ug/L	MQS	04/11/2009
Dichloromethane	EPA 8260	<100	ug/L	MQS	04/11/2009
Methyl-Tert-Butyl-Ether	EPA 8260	<50	ug/L	MQS	04/11/2009
trans-1,2-Dichloroethene	EPA 8260	<50	ug/L	MQS	04/11/2009
1,1-Dichloroethane	EPA 8260	<50	ug/L	MQS	04/11/2009
2-Butanone	EPA 8260	<1300	ug/L	MQS	04/11/2009
2,2-Dichloropropane	EPA 8260	<50	ug/L	MQS	04/11/2009
cis-1,2-Dichloroethene	EPA 8260	<50	ug/L	MQS	04/11/2009
Chloroform	EPA 8260	<50	ug/L	MQS	04/11/2009
Bromochloromethane	EPA 8260	<50	ug/L	MQS	04/11/2009
Tetrahydrofuran	EPA 8260	<500	ug/L	MQS	04/11/2009
1,1,1-Trichloroethane	EPA 8260	<50	ug/L	MQS	04/11/2009
1,1-Dichloropropene	EPA 8260	<50	ug/L	MQS	04/11/2009
Carbon Tetrachloride	EPA 8260	<50	ug/L	MQS	04/11/2009
1,2-Dichloroethane	EPA 8260	<50	ug/L	MQS	04/11/2009
Benzene	EPA 8260	<50	ug/L	MQS	04/11/2009
Trichloroethene	EPA 8260	<50	ug/L	MQS	04/11/2009
1,2-Dichloropropane	EPA 8260	<50	ug/L	MQS	04/11/2009
Bromodichloromethane	EPA 8260	<50	ug/L	MQS	04/11/2009
Dibromomethane	EPA 8260	<50	ug/L	MQS	04/11/2009
4-Methyl-2-Pentanone	EPA 8260	<1300	ug/L	MQS	04/11/2009
cis-1,3-Dichloropropene	EPA 8260	<1000	ug/L	MQS	04/11/2009
Toluene	EPA 8260	<50	ug/L	MQS	04/11/2009
trans-1,3-Dichloropropene	EPA 8260	<1000	ug/L	MQS	04/11/2009
1,1,2-Trichloroethane	EPA 8260	<50	ug/L	MQS	04/11/2009
2-Hexanone	EPA 8260	<1300	ug/L	MQS	04/11/2009
1,3-Dichloropropane	EPA 8260	<50	ug/L	MQS	04/11/2009
Tetrachloroethene	EPA 8260	2900	ug/L	MQS	04/11/2009



ANALYTICAL REPORT

GZA GeoEnvironmental, Inc.
 140 Broadway
 Providence, RI 02903

Stephen Andrus

Project Name.: **Charbert ICMP**
 Project No.: **03.0032795.29**

Date Received: **04/03/2009**
 Date Reported: **04/14/2009**
 Work Order No.: **0904-00016**

Sample ID: **GZ-19**

Sample No.: **006**

Sample Date: **04/01/2009**

Test Performed	Method	Results	Units	Tech	Analysis Date
Dibromochloromethane	EPA 8260	<50	ug/L	MQS	04/11/2009
1,2-Dibromoethane (EDB)	EPA 8260	<100	ug/L	MQS	04/11/2009
Chlorobenzene	EPA 8260	<50	ug/L	MQS	04/11/2009
1,1,1,2-Tetrachloroethane	EPA 8260	<50	ug/L	MQS	04/11/2009
Ethylbenzene	EPA 8260	<50	ug/L	MQS	04/11/2009
m&p-Xylene	EPA 8260	<100	ug/L	MQS	04/11/2009
o-Xylene	EPA 8260	<50	ug/L	MQS	04/11/2009
Styrene	EPA 8260	<50	ug/L	MQS	04/11/2009
Bromoform	EPA 8260	<100	ug/L	MQS	04/11/2009
Isopropylbenzene	EPA 8260	<50	ug/L	MQS	04/11/2009
1,1,2,2-Tetrachloroethane	EPA 8260	<50	ug/L	MQS	04/11/2009
1,2,3-Trichloropropane	EPA 8260	<50	ug/L	MQS	04/11/2009
Bromobenzene	EPA 8260	<50	ug/L	MQS	04/11/2009
N-Propylbenzene	EPA 8260	<50	ug/L	MQS	04/11/2009
2-Chlorotoluene	EPA 8260	<50	ug/L	MQS	04/11/2009
1,3,5-Trimethylbenzene	EPA 8260	<50	ug/L	MQS	04/11/2009
4-Chlorotoluene	EPA 8260	<50	ug/L	MQS	04/11/2009
tert-Butylbenzene	EPA 8260	<50	ug/L	MQS	04/11/2009
1,2,4-Trimethylbenzene	EPA 8260	<50	ug/L	MQS	04/11/2009
sec-Butylbenzene	EPA 8260	<50	ug/L	MQS	04/11/2009
p-Isopropyltoluene	EPA 8260	<50	ug/L	MQS	04/11/2009
1,3-Dichlorobenzene	EPA 8260	<50	ug/L	MQS	04/11/2009
1,4-Dichlorobenzene	EPA 8260	<50	ug/L	MQS	04/11/2009
n-Butylbenzene	EPA 8260	<50	ug/L	MQS	04/11/2009
1,2-Dichlorobenzene	EPA 8260	<50	ug/L	MQS	04/11/2009
1,2-Dibromo-3-Chloropropane	EPA 8260	<250	ug/L	MQS	04/11/2009
1,2,4-Trichlorobenzene	EPA 8260	<50	ug/L	MQS	04/11/2009
Hexachlorobutadiene	EPA 8260	<50	ug/L	MQS	04/11/2009
Naphthalene	EPA 8260	<100	ug/L	MQS	04/11/2009
1,2,3-Trichlorobenzene	EPA 8260	<50	ug/L	MQS	04/11/2009
Surrogates:	EPA 8260				
***1,2-Dichloroethane-D4	EPA 8260	89.2	% R	MQS	04/11/2009
***Toluene-D8	EPA 8260	106	% R	MQS	04/11/2009
***4-Bromofluorobenzene	EPA 8260	99.7	% R	MQS	04/11/2009
Preparation	EPA 5030B	50	CF	MQS	04/11/2009



ANALYTICAL REPORT

GZA GeoEnvironmental, Inc.
 140 Broadway
 Providence, RI 02903

Stephen Andrus

Project Name.: **Charbert ICMP**
 Project No.: **03.0032795.29**

Date Received: **04/03/2009**
 Date Reported: **04/14/2009**
 Work Order No.: **0904-00016**

Sample ID: **RIZ-5**

Sample No.: **007**

Sample Date: **04/01/2009**

Test Performed	Method	Results	Units	Tech	Analysis Date
VOLATILE ORGANICS	EPA 8260			MQS	04/11/2009
Dichlorodifluoromethane	EPA 8260	<2.0	ug/L	MQS	04/11/2009
Chloromethane	EPA 8260	<2.0	ug/L	MQS	04/11/2009
Vinyl Chloride	EPA 8260	<1.0	ug/L	MQS	04/11/2009
Bromomethane	EPA 8260	<2.0	ug/L	MQS	04/11/2009
Chloroethane	EPA 8260	<1.0	ug/L	MQS	04/11/2009
Trichlorofluoromethane	EPA 8260	<2.0	ug/L	MQS	04/11/2009
Diethylether	EPA 8260	<5.0	ug/L	MQS	04/11/2009
Acetone	EPA 8260	<25	ug/L	MQS	04/11/2009
1,1-Dichloroethene	EPA 8260	<1.0	ug/L	MQS	04/11/2009
Dichloromethane	EPA 8260	<2.0	ug/L	MQS	04/11/2009
Methyl-Tert-Butyl-Ether	EPA 8260	<1.0	ug/L	MQS	04/11/2009
trans-1,2-Dichloroethene	EPA 8260	<1.0	ug/L	MQS	04/11/2009
1,1-Dichloroethane	EPA 8260	<1.0	ug/L	MQS	04/11/2009
2-Butanone	EPA 8260	<25	ug/L	MQS	04/11/2009
2,2-Dichloropropane	EPA 8260	<1.0	ug/L	MQS	04/11/2009
cis-1,2-Dichloroethene	EPA 8260	<1.0	ug/L	MQS	04/11/2009
Chloroform	EPA 8260	<1.0	ug/L	MQS	04/11/2009
Bromochloromethane	EPA 8260	<1.0	ug/L	MQS	04/11/2009
Tetrahydrofuran	EPA 8260	<10	ug/L	MQS	04/11/2009
1,1,1-Trichloroethane	EPA 8260	<1.0	ug/L	MQS	04/11/2009
1,1-Dichloropropene	EPA 8260	<1.0	ug/L	MQS	04/11/2009
Carbon Tetrachloride	EPA 8260	<1.0	ug/L	MQS	04/11/2009
1,2-Dichloroethane	EPA 8260	<1.0	ug/L	MQS	04/11/2009
Benzene	EPA 8260	<1.0	ug/L	MQS	04/11/2009
Trichloroethene	EPA 8260	<1.0	ug/L	MQS	04/11/2009
1,2-Dichloropropane	EPA 8260	<1.0	ug/L	MQS	04/11/2009
Bromodichloromethane	EPA 8260	<1.0	ug/L	MQS	04/11/2009
Dibromomethane	EPA 8260	<1.0	ug/L	MQS	04/11/2009
4-Methyl-2-Pentanone	EPA 8260	<25	ug/L	MQS	04/11/2009
cis-1,3-Dichloropropene	EPA 8260	<20	ug/L	MQS	04/11/2009
Toluene	EPA 8260	<1.0	ug/L	MQS	04/11/2009
trans-1,3-Dichloropropene	EPA 8260	<20	ug/L	MQS	04/11/2009
1,1,2-Trichloroethane	EPA 8260	<1.0	ug/L	MQS	04/11/2009
2-Hexanone	EPA 8260	<25	ug/L	MQS	04/11/2009
1,3-Dichloropropane	EPA 8260	<1.0	ug/L	MQS	04/11/2009
Tetrachloroethene	EPA 8260	<1.0	ug/L	MQS	04/11/2009



ANALYTICAL REPORT

GZA GeoEnvironmental, Inc.
 140 Broadway
 Providence, RI 02903

Stephen Andrus

Project Name.: **Charbert ICMP**
 Project No.: **03.0032795.29**

Date Received: **04/03/2009**
 Date Reported: **04/14/2009**
 Work Order No.: **0904-00016**

Sample ID: **RIZ-5**
 Sample Date: **04/01/2009**

Sample No.: **007**

Test Performed	Method	Results	Units	Tech	Analysis Date
Dibromochloromethane	EPA 8260	<1.0	ug/L	MQS	04/11/2009
1,2-Dibromoethane (EDB)	EPA 8260	<2.0	ug/L	MQS	04/11/2009
Chlorobenzene	EPA 8260	<1.0	ug/L	MQS	04/11/2009
1,1,1,2-Tetrachloroethane	EPA 8260	<1.0	ug/L	MQS	04/11/2009
Ethylbenzene	EPA 8260	<1.0	ug/L	MQS	04/11/2009
m&p-Xylene	EPA 8260	<2.0	ug/L	MQS	04/11/2009
o-Xylene	EPA 8260	<1.0	ug/L	MQS	04/11/2009
Styrene	EPA 8260	<1.0	ug/L	MQS	04/11/2009
Bromoform	EPA 8260	<2.0	ug/L	MQS	04/11/2009
Isopropylbenzene	EPA 8260	<1.0	ug/L	MQS	04/11/2009
1,1,2,2-Tetrachloroethane	EPA 8260	<1.0	ug/L	MQS	04/11/2009
1,2,3-Trichloropropane	EPA 8260	<1.0	ug/L	MQS	04/11/2009
Bromobenzene	EPA 8260	<1.0	ug/L	MQS	04/11/2009
N-Propylbenzene	EPA 8260	<1.0	ug/L	MQS	04/11/2009
2-Chlorotoluene	EPA 8260	<1.0	ug/L	MQS	04/11/2009
1,3,5-Trimethylbenzene	EPA 8260	<1.0	ug/L	MQS	04/11/2009
4-Chlorotoluene	EPA 8260	<1.0	ug/L	MQS	04/11/2009
tert-Butylbenzene	EPA 8260	<1.0	ug/L	MQS	04/11/2009
1,2,4-Trimethylbenzene	EPA 8260	<1.0	ug/L	MQS	04/11/2009
sec-Butylbenzene	EPA 8260	<1.0	ug/L	MQS	04/11/2009
p-Isopropyltoluene	EPA 8260	<1.0	ug/L	MQS	04/11/2009
1,3-Dichlorobenzene	EPA 8260	<1.0	ug/L	MQS	04/11/2009
1,4-Dichlorobenzene	EPA 8260	<1.0	ug/L	MQS	04/11/2009
n-Butylbenzene	EPA 8260	<1.0	ug/L	MQS	04/11/2009
1,2-Dichlorobenzene	EPA 8260	<1.0	ug/L	MQS	04/11/2009
1,2-Dibromo-3-Chloropropane	EPA 8260	<5.0	ug/L	MQS	04/11/2009
1,2,4-Trichlorobenzene	EPA 8260	<1.0	ug/L	MQS	04/11/2009
Hexachlorobutadiene	EPA 8260	<1.0	ug/L	MQS	04/11/2009
Naphthalene	EPA 8260	<2.0	ug/L	MQS	04/11/2009
1,2,3-Trichlorobenzene	EPA 8260	<1.0	ug/L	MQS	04/11/2009
Surrogates:	EPA 8260				
***1,2-Dichloroethane-D4	EPA 8260	87.4	% R	MQS	04/11/2009
***Toluene-D8	EPA 8260	106	% R	MQS	04/11/2009
***4-Bromofluorobenzene	EPA 8260	101	% R	MQS	04/11/2009
Preparation	EPA 5030B	1.0	CF	MQS	04/11/2009



ANALYTICAL REPORT

GZA GeoEnvironmental, Inc.
140 Broadway
Providence, RI 02903

Stephen Andrus

Project Name.: **Charbert ICMP**
Project No.: **03.0032795.29**

Date Received: **04/03/2009**
Date Reported: **04/14/2009**
Work Order No.: **0904-00016**

Sample ID: **GZ-20**
Sample Date: **04/01/2009**

Sample No.: **008**

Test Performed	Method	Results	Units	Tech	Analysis Date
VOLATILE ORGANICS	EPA 8260			MQS	04/11/2009
Dichlorodifluoromethane	EPA 8260	<20	ug/L	MQS	04/11/2009
Chloromethane	EPA 8260	<20	ug/L	MQS	04/11/2009
Vinyl Chloride	EPA 8260	48	ug/L	MQS	04/11/2009
Bromomethane	EPA 8260	<20	ug/L	MQS	04/11/2009
Chloroethane	EPA 8260	<10	ug/L	MQS	04/11/2009
Trichlorofluoromethane	EPA 8260	<20	ug/L	MQS	04/11/2009
Diethylether	EPA 8260	<50	ug/L	MQS	04/11/2009
Acetone	EPA 8260	<250	ug/L	MQS	04/11/2009
1,1-Dichloroethene	EPA 8260	<10	ug/L	MQS	04/11/2009
Dichloromethane	EPA 8260	<20	ug/L	MQS	04/11/2009
Methyl-Tert-Butyl-Ether	EPA 8260	<10	ug/L	MQS	04/11/2009
trans-1,2-Dichloroethene	EPA 8260	<10	ug/L	MQS	04/11/2009
1,1-Dichloroethane	EPA 8260	<10	ug/L	MQS	04/11/2009
2-Butanone	EPA 8260	<250	ug/L	MQS	04/11/2009
2,2-Dichloropropane	EPA 8260	<10	ug/L	MQS	04/11/2009
cis-1,2-Dichloroethene	EPA 8260	600	ug/L	MQS	04/11/2009
Chloroform	EPA 8260	<10	ug/L	MQS	04/11/2009
Bromochloromethane	EPA 8260	<10	ug/L	MQS	04/11/2009
Tetrahydrofuran	EPA 8260	<100	ug/L	MQS	04/11/2009
1,1,1-Trichloroethane	EPA 8260	<10	ug/L	MQS	04/11/2009
1,1-Dichloropropene	EPA 8260	<10	ug/L	MQS	04/11/2009
Carbon Tetrachloride	EPA 8260	<10	ug/L	MQS	04/11/2009
1,2-Dichloroethane	EPA 8260	<10	ug/L	MQS	04/11/2009
Benzene	EPA 8260	<10	ug/L	MQS	04/11/2009
Trichloroethene	EPA 8260	520	ug/L	MQS	04/11/2009
1,2-Dichloropropane	EPA 8260	<10	ug/L	MQS	04/11/2009
Bromodichloromethane	EPA 8260	<10	ug/L	MQS	04/11/2009
Dibromomethane	EPA 8260	<10	ug/L	MQS	04/11/2009
4-Methyl-2-Pentanone	EPA 8260	<250	ug/L	MQS	04/11/2009
cis-1,3-Dichloropropene	EPA 8260	<200	ug/L	MQS	04/11/2009
Toluene	EPA 8260	<10	ug/L	MQS	04/11/2009
trans-1,3-Dichloropropene	EPA 8260	<200	ug/L	MQS	04/11/2009
1,1,2-Trichloroethane	EPA 8260	<10	ug/L	MQS	04/11/2009
2-Hexanone	EPA 8260	<250	ug/L	MQS	04/11/2009
1,3-Dichloropropane	EPA 8260	<10	ug/L	MQS	04/11/2009
Tetrachloroethene	EPA 8260	1100	ug/L	MQS	04/11/2009



ANALYTICAL REPORT

GZA GeoEnvironmental, Inc.
 140 Broadway
 Providence, RI 02903

Stephen Andrus

Project Name.: **Charbert ICMP**
 Project No.: **03.0032795.29**

Date Received: **04/03/2009**
 Date Reported: **04/14/2009**
 Work Order No.: **0904-00016**

Sample ID: **GZ-20**
 Sample Date: **04/01/2009**

Sample No.: **008**

Test Performed	Method	Results	Units	Tech	Analysis Date
Dibromochloromethane	EPA 8260	<10	ug/L	MQS	04/11/2009
1,2-Dibromoethane (EDB)	EPA 8260	<20	ug/L	MQS	04/11/2009
Chlorobenzene	EPA 8260	<10	ug/L	MQS	04/11/2009
1,1,1,2-Tetrachloroethane	EPA 8260	<10	ug/L	MQS	04/11/2009
Ethylbenzene	EPA 8260	<10	ug/L	MQS	04/11/2009
m&p-Xylene	EPA 8260	<20	ug/L	MQS	04/11/2009
o-Xylene	EPA 8260	<10	ug/L	MQS	04/11/2009
Styrene	EPA 8260	<10	ug/L	MQS	04/11/2009
Bromoform	EPA 8260	<20	ug/L	MQS	04/11/2009
Isopropylbenzene	EPA 8260	<10	ug/L	MQS	04/11/2009
1,1,2,2-Tetrachloroethane	EPA 8260	<10	ug/L	MQS	04/11/2009
1,2,3-Trichloropropane	EPA 8260	<10	ug/L	MQS	04/11/2009
Bromobenzene	EPA 8260	<10	ug/L	MQS	04/11/2009
N-Propylbenzene	EPA 8260	<10	ug/L	MQS	04/11/2009
2-Chlorotoluene	EPA 8260	<10	ug/L	MQS	04/11/2009
1,3,5-Trimethylbenzene	EPA 8260	<10	ug/L	MQS	04/11/2009
4-Chlorotoluene	EPA 8260	<10	ug/L	MQS	04/11/2009
tert-Butylbenzene	EPA 8260	<10	ug/L	MQS	04/11/2009
1,2,4-Trimethylbenzene	EPA 8260	<10	ug/L	MQS	04/11/2009
sec-Butylbenzene	EPA 8260	<10	ug/L	MQS	04/11/2009
p-Isopropyltoluene	EPA 8260	<10	ug/L	MQS	04/11/2009
1,3-Dichlorobenzene	EPA 8260	<10	ug/L	MQS	04/11/2009
1,4-Dichlorobenzene	EPA 8260	<10	ug/L	MQS	04/11/2009
n-Butylbenzene	EPA 8260	<10	ug/L	MQS	04/11/2009
1,2-Dichlorobenzene	EPA 8260	<10	ug/L	MQS	04/11/2009
1,2-Dibromo-3-Chloropropane	EPA 8260	<50	ug/L	MQS	04/11/2009
1,2,4-Trichlorobenzene	EPA 8260	<10	ug/L	MQS	04/11/2009
Hexachlorobutadiene	EPA 8260	<10	ug/L	MQS	04/11/2009
Naphthalene	EPA 8260	<20	ug/L	MQS	04/11/2009
1,2,3-Trichlorobenzene	EPA 8260	<10	ug/L	MQS	04/11/2009
Surrogates:	EPA 8260				
***1,2-Dichloroethane-D4	EPA 8260	88.9	% R	MQS	04/11/2009
***Toluene-D8	EPA 8260	105	% R	MQS	04/11/2009
***4-Bromofluorobenzene	EPA 8260	100	% R	MQS	04/11/2009
Preparation	EPA 5030B	10	CF	MQS	04/11/2009



ANALYTICAL REPORT

GZA GeoEnvironmental, Inc.
140 Broadway
Providence, RI 02903

Stephen Andrus

Project Name.: **Charbert ICMP**
Project No.: **03.0032795.29**

Date Received: **04/03/2009**
Date Reported: **04/14/2009**
Work Order No.: **0904-00016**

Sample ID: **GP-28**

Sample No.: **009**

Sample Date: **04/01/2009**

Test Performed	Method	Results	Units	Tech	Analysis Date
VOLATILE ORGANICS	EPA 8260			MQS	04/11/2009
Dichlorodifluoromethane	EPA 8260	<100	ug/L	MQS	04/11/2009
Chloromethane	EPA 8260	<100	ug/L	MQS	04/11/2009
Vinyl Chloride	EPA 8260	52	ug/L	MQS	04/11/2009
Bromomethane	EPA 8260	<100	ug/L	MQS	04/11/2009
Chloroethane	EPA 8260	<50	ug/L	MQS	04/11/2009
Trichlorofluoromethane	EPA 8260	<100	ug/L	MQS	04/11/2009
Diethylether	EPA 8260	<250	ug/L	MQS	04/11/2009
Acetone	EPA 8260	<1300	ug/L	MQS	04/11/2009
1,1-Dichloroethene	EPA 8260	<50	ug/L	MQS	04/11/2009
Dichloromethane	EPA 8260	<100	ug/L	MQS	04/11/2009
Methyl-Tert-Butyl-Ether	EPA 8260	<50	ug/L	MQS	04/11/2009
trans-1,2-Dichloroethene	EPA 8260	<50	ug/L	MQS	04/11/2009
1,1-Dichloroethane	EPA 8260	<50	ug/L	MQS	04/11/2009
2-Butanone	EPA 8260	<1300	ug/L	MQS	04/11/2009
2,2-Dichloropropane	EPA 8260	<50	ug/L	MQS	04/11/2009
cis-1,2-Dichloroethene	EPA 8260	2900	ug/L	MQS	04/11/2009
Chloroform	EPA 8260	<50	ug/L	MQS	04/11/2009
Bromochloromethane	EPA 8260	<50	ug/L	MQS	04/11/2009
Tetrahydrofuran	EPA 8260	<500	ug/L	MQS	04/11/2009
1,1,1-Trichloroethane	EPA 8260	<50	ug/L	MQS	04/11/2009
1,1-Dichloropropene	EPA 8260	<50	ug/L	MQS	04/11/2009
Carbon Tetrachloride	EPA 8260	<50	ug/L	MQS	04/11/2009
1,2-Dichloroethane	EPA 8260	<50	ug/L	MQS	04/11/2009
Benzene	EPA 8260	<50	ug/L	MQS	04/11/2009
Trichloroethene	EPA 8260	<50	ug/L	MQS	04/11/2009
1,2-Dichloropropane	EPA 8260	<50	ug/L	MQS	04/11/2009
Bromodichloromethane	EPA 8260	<50	ug/L	MQS	04/11/2009
Dibromomethane	EPA 8260	<50	ug/L	MQS	04/11/2009
4-Methyl-2-Pentanone	EPA 8260	<1300	ug/L	MQS	04/11/2009
cis-1,3-Dichloropropene	EPA 8260	<1000	ug/L	MQS	04/11/2009
Toluene	EPA 8260	<50	ug/L	MQS	04/11/2009
trans-1,3-Dichloropropene	EPA 8260	<1000	ug/L	MQS	04/11/2009
1,1,2-Trichloroethane	EPA 8260	<50	ug/L	MQS	04/11/2009
2-Hexanone	EPA 8260	<1300	ug/L	MQS	04/11/2009
1,3-Dichloropropane	EPA 8260	<50	ug/L	MQS	04/11/2009
Tetrachloroethene	EPA 8260	<50	ug/L	MQS	04/11/2009



ANALYTICAL REPORT

GZA GeoEnvironmental, Inc.
 140 Broadway
 Providence, RI 02903

Stephen Andrus

Project Name.: **Charbert ICMP**
 Project No.: **03.0032795.29**

Date Received: **04/03/2009**
 Date Reported: **04/14/2009**
 Work Order No.: **0904-00016**

Sample ID: **GP-28**
 Sample Date: **04/01/2009**

Sample No.: **009**

Test Performed	Method	Results	Units	Tech	Analysis Date
Dibromochloromethane	EPA 8260	<50	ug/L	MQS	04/11/2009
1,2-Dibromoethane (EDB)	EPA 8260	<100	ug/L	MQS	04/11/2009
Chlorobenzene	EPA 8260	<50	ug/L	MQS	04/11/2009
1,1,1,2-Tetrachloroethane	EPA 8260	<50	ug/L	MQS	04/11/2009
Ethylbenzene	EPA 8260	<50	ug/L	MQS	04/11/2009
m&p-Xylene	EPA 8260	<100	ug/L	MQS	04/11/2009
o-Xylene	EPA 8260	<50	ug/L	MQS	04/11/2009
Styrene	EPA 8260	<50	ug/L	MQS	04/11/2009
Bromoform	EPA 8260	<100	ug/L	MQS	04/11/2009
Isopropylbenzene	EPA 8260	<50	ug/L	MQS	04/11/2009
1,1,2,2-Tetrachloroethane	EPA 8260	<50	ug/L	MQS	04/11/2009
1,2,3-Trichloropropane	EPA 8260	<50	ug/L	MQS	04/11/2009
Bromobenzene	EPA 8260	<50	ug/L	MQS	04/11/2009
N-Propylbenzene	EPA 8260	<50	ug/L	MQS	04/11/2009
2-Chlorotoluene	EPA 8260	<50	ug/L	MQS	04/11/2009
1,3,5-Trimethylbenzene	EPA 8260	<50	ug/L	MQS	04/11/2009
4-Chlorotoluene	EPA 8260	<50	ug/L	MQS	04/11/2009
tert-Butylbenzene	EPA 8260	<50	ug/L	MQS	04/11/2009
1,2,4-Trimethylbenzene	EPA 8260	<50	ug/L	MQS	04/11/2009
sec-Butylbenzene	EPA 8260	<50	ug/L	MQS	04/11/2009
p-Isopropyltoluene	EPA 8260	<50	ug/L	MQS	04/11/2009
1,3-Dichlorobenzene	EPA 8260	<50	ug/L	MQS	04/11/2009
1,4-Dichlorobenzene	EPA 8260	<50	ug/L	MQS	04/11/2009
n-Butylbenzene	EPA 8260	<50	ug/L	MQS	04/11/2009
1,2-Dichlorobenzene	EPA 8260	<50	ug/L	MQS	04/11/2009
1,2-Dibromo-3-Chloropropane	EPA 8260	<250	ug/L	MQS	04/11/2009
1,2,4-Trichlorobenzene	EPA 8260	<50	ug/L	MQS	04/11/2009
Hexachlorobutadiene	EPA 8260	<50	ug/L	MQS	04/11/2009
Naphthalene	EPA 8260	<100	ug/L	MQS	04/11/2009
1,2,3-Trichlorobenzene	EPA 8260	<50	ug/L	MQS	04/11/2009
Surrogates:	EPA 8260				
***1,2-Dichloroethane-D4	EPA 8260	86.1	% R	MQS	04/11/2009
***Toluene-D8	EPA 8260	106	% R	MQS	04/11/2009
***4-Bromofluorobenzene	EPA 8260	99.3	% R	MQS	04/11/2009
Preparation	EPA 5030B	50	CF	MQS	04/11/2009



ANALYTICAL REPORT

GZA GeoEnvironmental, Inc.
 140 Broadway
 Providence, RI 02903

Stephen Andrus

Project Name.: **Charbert ICMP**
 Project No.: **03.0032795.29**

Date Received: **04/03/2009**
 Date Reported: **04/14/2009**
 Work Order No.: **0904-00016**

Sample ID: **GZ-21**

Sample No.: **010**

Sample Date: **04/01/2009**

Test Performed	Method	Results	Units	Tech	Analysis Date
VOLATILE ORGANICS	EPA 8260			MQS	04/11/2009
Dichlorodifluoromethane	EPA 8260	<2.0	ug/L	MQS	04/11/2009
Chloromethane	EPA 8260	<2.0	ug/L	MQS	04/11/2009
Vinyl Chloride	EPA 8260	<1.0	ug/L	MQS	04/11/2009
Bromomethane	EPA 8260	<2.0	ug/L	MQS	04/11/2009
Chloroethane	EPA 8260	<1.0	ug/L	MQS	04/11/2009
Trichlorofluoromethane	EPA 8260	<2.0	ug/L	MQS	04/11/2009
Diethylether	EPA 8260	<5.0	ug/L	MQS	04/11/2009
Acetone	EPA 8260	<25	ug/L	MQS	04/11/2009
1,1-Dichloroethene	EPA 8260	<1.0	ug/L	MQS	04/11/2009
Dichloromethane	EPA 8260	<2.0	ug/L	MQS	04/11/2009
Methyl-Tert-Butyl-Ether	EPA 8260	<1.0	ug/L	MQS	04/11/2009
trans-1,2-Dichloroethene	EPA 8260	<1.0	ug/L	MQS	04/11/2009
1,1-Dichloroethane	EPA 8260	<1.0	ug/L	MQS	04/11/2009
2-Butanone	EPA 8260	<25	ug/L	MQS	04/11/2009
2,2-Dichloropropane	EPA 8260	<1.0	ug/L	MQS	04/11/2009
cis-1,2-Dichloroethene	EPA 8260	<1.0	ug/L	MQS	04/11/2009
Chloroform	EPA 8260	<1.0	ug/L	MQS	04/11/2009
Bromochloromethane	EPA 8260	<1.0	ug/L	MQS	04/11/2009
Tetrahydrofuran	EPA 8260	<10	ug/L	MQS	04/11/2009
1,1,1-Trichloroethane	EPA 8260	<1.0	ug/L	MQS	04/11/2009
1,1-Dichloropropene	EPA 8260	<1.0	ug/L	MQS	04/11/2009
Carbon Tetrachloride	EPA 8260	<1.0	ug/L	MQS	04/11/2009
1,2-Dichloroethane	EPA 8260	<1.0	ug/L	MQS	04/11/2009
Benzene	EPA 8260	<1.0	ug/L	MQS	04/11/2009
Trichloroethene	EPA 8260	1.4	ug/L	MQS	04/11/2009
1,2-Dichloropropane	EPA 8260	<1.0	ug/L	MQS	04/11/2009
Bromodichloromethane	EPA 8260	<1.0	ug/L	MQS	04/11/2009
Dibromomethane	EPA 8260	<1.0	ug/L	MQS	04/11/2009
4-Methyl-2-Pentanone	EPA 8260	<25	ug/L	MQS	04/11/2009
cis-1,3-Dichloropropene	EPA 8260	<20	ug/L	MQS	04/11/2009
Toluene	EPA 8260	<1.0	ug/L	MQS	04/11/2009
trans-1,3-Dichloropropene	EPA 8260	<20	ug/L	MQS	04/11/2009
1,1,2-Trichloroethane	EPA 8260	<1.0	ug/L	MQS	04/11/2009
2-Hexanone	EPA 8260	<25	ug/L	MQS	04/11/2009
1,3-Dichloropropane	EPA 8260	<1.0	ug/L	MQS	04/11/2009
Tetrachloroethene	EPA 8260	7.1	ug/L	MQS	04/11/2009



ANALYTICAL REPORT

GZA GeoEnvironmental, Inc.
 140 Broadway
 Providence, RI 02903

Stephen Andrus

Project Name.: **Charbert ICMP**
 Project No.: **03.0032795.29**

Date Received: **04/03/2009**
 Date Reported: **04/14/2009**
 Work Order No.: **0904-00016**

Sample ID: **GZ-21**

Sample No.: **010**

Sample Date: **04/01/2009**

Test Performed	Method	Results	Units	Tech	Analysis Date
Dibromochloromethane	EPA 8260	<1.0	ug/L	MQS	04/11/2009
1,2-Dibromoethane (EDB)	EPA 8260	<2.0	ug/L	MQS	04/11/2009
Chlorobenzene	EPA 8260	<1.0	ug/L	MQS	04/11/2009
1,1,1,2-Tetrachloroethane	EPA 8260	<1.0	ug/L	MQS	04/11/2009
Ethylbenzene	EPA 8260	<1.0	ug/L	MQS	04/11/2009
m&p-Xylene	EPA 8260	<2.0	ug/L	MQS	04/11/2009
o-Xylene	EPA 8260	<1.0	ug/L	MQS	04/11/2009
Styrene	EPA 8260	<1.0	ug/L	MQS	04/11/2009
Bromoform	EPA 8260	<2.0	ug/L	MQS	04/11/2009
Isopropylbenzene	EPA 8260	<1.0	ug/L	MQS	04/11/2009
1,1,2,2-Tetrachloroethane	EPA 8260	<1.0	ug/L	MQS	04/11/2009
1,2,3-Trichloropropane	EPA 8260	<1.0	ug/L	MQS	04/11/2009
Bromobenzene	EPA 8260	<1.0	ug/L	MQS	04/11/2009
N-Propylbenzene	EPA 8260	<1.0	ug/L	MQS	04/11/2009
2-Chlorotoluene	EPA 8260	<1.0	ug/L	MQS	04/11/2009
1,3,5-Trimethylbenzene	EPA 8260	<1.0	ug/L	MQS	04/11/2009
4-Chlorotoluene	EPA 8260	<1.0	ug/L	MQS	04/11/2009
tert-Butylbenzene	EPA 8260	<1.0	ug/L	MQS	04/11/2009
1,2,4-Trimethylbenzene	EPA 8260	<1.0	ug/L	MQS	04/11/2009
sec-Butylbenzene	EPA 8260	<1.0	ug/L	MQS	04/11/2009
p-Isopropyltoluene	EPA 8260	<1.0	ug/L	MQS	04/11/2009
1,3-Dichlorobenzene	EPA 8260	<1.0	ug/L	MQS	04/11/2009
1,4-Dichlorobenzene	EPA 8260	<1.0	ug/L	MQS	04/11/2009
n-Butylbenzene	EPA 8260	<1.0	ug/L	MQS	04/11/2009
1,2-Dichlorobenzene	EPA 8260	<1.0	ug/L	MQS	04/11/2009
1,2-Dibromo-3-Chloropropane	EPA 8260	<5.0	ug/L	MQS	04/11/2009
1,2,4-Trichlorobenzene	EPA 8260	<1.0	ug/L	MQS	04/11/2009
Hexachlorobutadiene	EPA 8260	<1.0	ug/L	MQS	04/11/2009
Naphthalene	EPA 8260	<2.0	ug/L	MQS	04/11/2009
1,2,3-Trichlorobenzene	EPA 8260	<1.0	ug/L	MQS	04/11/2009
Surrogates:	EPA 8260				
***1,2-Dichloroethane-D4	EPA 8260	87.5	% R	MQS	04/11/2009
***Toluene-D8	EPA 8260	105	% R	MQS	04/11/2009
***4-Bromofluorobenzene	EPA 8260	100	% R	MQS	04/11/2009
Preparation	EPA 5030B	1.0	CF	MQS	04/11/2009



ANALYTICAL REPORT

GZA GeoEnvironmental, Inc.
 140 Broadway
 Providence, RI 02903

Stephen Andrus

Project Name.: **Charbert ICMP**
 Project No.: **03.0032795.29**

Date Received: **04/03/2009**
 Date Reported: **04/14/2009**
 Work Order No.: **0904-00016**

Sample ID: **GZ-22**

Sample No.: **011**

Sample Date: **04/01/2009**

Test Performed	Method	Results	Units	Tech	Analysis Date
VOLATILE ORGANICS	EPA 8260			MQS	04/11/2009
Dichlorodifluoromethane	EPA 8260	<2.0	ug/L	MQS	04/11/2009
Chloromethane	EPA 8260	<2.0	ug/L	MQS	04/11/2009
Vinyl Chloride	EPA 8260	<1.0	ug/L	MQS	04/11/2009
Bromomethane	EPA 8260	<2.0	ug/L	MQS	04/11/2009
Chloroethane	EPA 8260	<1.0	ug/L	MQS	04/11/2009
Trichlorofluoromethane	EPA 8260	<2.0	ug/L	MQS	04/11/2009
Diethylether	EPA 8260	<5.0	ug/L	MQS	04/11/2009
Acetone	EPA 8260	<25	ug/L	MQS	04/11/2009
1,1-Dichloroethene	EPA 8260	<1.0	ug/L	MQS	04/11/2009
Dichloromethane	EPA 8260	<2.0	ug/L	MQS	04/11/2009
Methyl-Tert-Butyl-Ether	EPA 8260	<1.0	ug/L	MQS	04/11/2009
trans-1,2-Dichloroethene	EPA 8260	<1.0	ug/L	MQS	04/11/2009
1,1-Dichloroethane	EPA 8260	<1.0	ug/L	MQS	04/11/2009
2-Butanone	EPA 8260	<25	ug/L	MQS	04/11/2009
2,2-Dichloropropane	EPA 8260	<1.0	ug/L	MQS	04/11/2009
cis-1,2-Dichloroethene	EPA 8260	<1.0	ug/L	MQS	04/11/2009
Chloroform	EPA 8260	<1.0	ug/L	MQS	04/11/2009
Bromochloromethane	EPA 8260	<1.0	ug/L	MQS	04/11/2009
Tetrahydrofuran	EPA 8260	<10	ug/L	MQS	04/11/2009
1,1,1-Trichloroethane	EPA 8260	<1.0	ug/L	MQS	04/11/2009
1,1-Dichloropropene	EPA 8260	<1.0	ug/L	MQS	04/11/2009
Carbon Tetrachloride	EPA 8260	<1.0	ug/L	MQS	04/11/2009
1,2-Dichloroethane	EPA 8260	<1.0	ug/L	MQS	04/11/2009
Benzene	EPA 8260	<1.0	ug/L	MQS	04/11/2009
Trichloroethene	EPA 8260	<1.0	ug/L	MQS	04/11/2009
1,2-Dichloropropane	EPA 8260	<1.0	ug/L	MQS	04/11/2009
Bromodichloromethane	EPA 8260	<1.0	ug/L	MQS	04/11/2009
Dibromomethane	EPA 8260	<1.0	ug/L	MQS	04/11/2009
4-Methyl-2-Pentanone	EPA 8260	<25	ug/L	MQS	04/11/2009
cis-1,3-Dichloropropene	EPA 8260	<20	ug/L	MQS	04/11/2009
Toluene	EPA 8260	<1.0	ug/L	MQS	04/11/2009
trans-1,3-Dichloropropene	EPA 8260	<20	ug/L	MQS	04/11/2009
1,1,2-Trichloroethane	EPA 8260	<1.0	ug/L	MQS	04/11/2009
2-Hexanone	EPA 8260	<25	ug/L	MQS	04/11/2009
1,3-Dichloropropane	EPA 8260	<1.0	ug/L	MQS	04/11/2009
Tetrachloroethene	EPA 8260	17	ug/L	MQS	04/11/2009



ANALYTICAL REPORT

GZA GeoEnvironmental, Inc.
140 Broadway
Providence, RI 02903

Stephen Andrus

Project Name.: **Charbert ICMP**
Project No.: **03.0032795.29**

Date Received: **04/03/2009**
Date Reported: **04/14/2009**
Work Order No.: **0904-00016**

Sample ID: **GZ-22**
Sample Date: **04/01/2009**

Sample No.: **011**

Test Performed	Method	Results	Units	Tech	Analysis Date
Dibromochloromethane	EPA 8260	<1.0	ug/L	MQS	04/11/2009
1,2-Dibromoethane (EDB)	EPA 8260	<2.0	ug/L	MQS	04/11/2009
Chlorobenzene	EPA 8260	<1.0	ug/L	MQS	04/11/2009
1,1,1,2-Tetrachloroethane	EPA 8260	<1.0	ug/L	MQS	04/11/2009
Ethylbenzene	EPA 8260	<1.0	ug/L	MQS	04/11/2009
m&p-Xylene	EPA 8260	<2.0	ug/L	MQS	04/11/2009
o-Xylene	EPA 8260	<1.0	ug/L	MQS	04/11/2009
Styrene	EPA 8260	<1.0	ug/L	MQS	04/11/2009
Bromoform	EPA 8260	<2.0	ug/L	MQS	04/11/2009
Isopropylbenzene	EPA 8260	<1.0	ug/L	MQS	04/11/2009
1,1,2,2-Tetrachloroethane	EPA 8260	<1.0	ug/L	MQS	04/11/2009
1,2,3-Trichloropropane	EPA 8260	<1.0	ug/L	MQS	04/11/2009
Bromobenzene	EPA 8260	<1.0	ug/L	MQS	04/11/2009
N-Propylbenzene	EPA 8260	<1.0	ug/L	MQS	04/11/2009
2-Chlorotoluene	EPA 8260	<1.0	ug/L	MQS	04/11/2009
1,3,5-Trimethylbenzene	EPA 8260	<1.0	ug/L	MQS	04/11/2009
4-Chlorotoluene	EPA 8260	<1.0	ug/L	MQS	04/11/2009
tert-Butylbenzene	EPA 8260	<1.0	ug/L	MQS	04/11/2009
1,2,4-Trimethylbenzene	EPA 8260	<1.0	ug/L	MQS	04/11/2009
sec-Butylbenzene	EPA 8260	<1.0	ug/L	MQS	04/11/2009
p-Isopropyltoluene	EPA 8260	<1.0	ug/L	MQS	04/11/2009
1,3-Dichlorobenzene	EPA 8260	<1.0	ug/L	MQS	04/11/2009
1,4-Dichlorobenzene	EPA 8260	<1.0	ug/L	MQS	04/11/2009
n-Butylbenzene	EPA 8260	<1.0	ug/L	MQS	04/11/2009
1,2-Dichlorobenzene	EPA 8260	<1.0	ug/L	MQS	04/11/2009
1,2-Dibromo-3-Chloropropane	EPA 8260	<5.0	ug/L	MQS	04/11/2009
1,2,4-Trichlorobenzene	EPA 8260	<1.0	ug/L	MQS	04/11/2009
Hexachlorobutadiene	EPA 8260	<1.0	ug/L	MQS	04/11/2009
Naphthalene	EPA 8260	<2.0	ug/L	MQS	04/11/2009
1,2,3-Trichlorobenzene	EPA 8260	<1.0	ug/L	MQS	04/11/2009
Surrogates:	EPA 8260				
***1,2-Dichloroethane-D4	EPA 8260	88.3	% R	MQS	04/11/2009
***Toluene-D8	EPA 8260	105	% R	MQS	04/11/2009
***4-Bromofluorobenzene	EPA 8260	101	% R	MQS	04/11/2009
Preparation	EPA 5030B	1.0	CF	MQS	04/11/2009



ANALYTICAL REPORT

GZA GeoEnvironmental, Inc.
140 Broadway
Providence, RI 02903

Stephen Andrus

Project Name.: **Charbert ICMP**
Project No.: **03.0032795.29**

Date Received: **04/03/2009**
Date Reported: **04/14/2009**
Work Order No.: **0904-00016**

Sample ID: **TBLK 04-01-09**
Sample Date: **04/01/2009**

Sample No.: **012**

Test Performed	Method	Results	Units	Tech	Analysis Date
VOLATILE ORGANICS	EPA 8260			MQS	04/11/2009
Dichlorodifluoromethane	EPA 8260	<2.0	ug/L	MQS	04/11/2009
Chloromethane	EPA 8260	<2.0	ug/L	MQS	04/11/2009
Vinyl Chloride	EPA 8260	<1.0	ug/L	MQS	04/11/2009
Bromomethane	EPA 8260	<2.0	ug/L	MQS	04/11/2009
Chloroethane	EPA 8260	<1.0	ug/L	MQS	04/11/2009
Trichlorofluoromethane	EPA 8260	<2.0	ug/L	MQS	04/11/2009
Diethylether	EPA 8260	<5.0	ug/L	MQS	04/11/2009
Acetone	EPA 8260	<25	ug/L	MQS	04/11/2009
1,1-Dichloroethene	EPA 8260	<1.0	ug/L	MQS	04/11/2009
Dichloromethane	EPA 8260	<2.0	ug/L	MQS	04/11/2009
Methyl-Tert-Butyl-Ether	EPA 8260	<1.0	ug/L	MQS	04/11/2009
trans-1,2-Dichloroethene	EPA 8260	<1.0	ug/L	MQS	04/11/2009
1,1-Dichloroethane	EPA 8260	<1.0	ug/L	MQS	04/11/2009
2-Butanone	EPA 8260	<25	ug/L	MQS	04/11/2009
2,2-Dichloropropane	EPA 8260	<1.0	ug/L	MQS	04/11/2009
cis-1,2-Dichloroethene	EPA 8260	<1.0	ug/L	MQS	04/11/2009
Chloroform	EPA 8260	<1.0	ug/L	MQS	04/11/2009
Bromochloromethane	EPA 8260	<1.0	ug/L	MQS	04/11/2009
Tetrahydrofuran	EPA 8260	<10	ug/L	MQS	04/11/2009
1,1,1-Trichloroethane	EPA 8260	<1.0	ug/L	MQS	04/11/2009
1,1-Dichloropropene	EPA 8260	<1.0	ug/L	MQS	04/11/2009
Carbon Tetrachloride	EPA 8260	<1.0	ug/L	MQS	04/11/2009
1,2-Dichloroethane	EPA 8260	<1.0	ug/L	MQS	04/11/2009
Benzene	EPA 8260	<1.0	ug/L	MQS	04/11/2009
Trichloroethene	EPA 8260	<1.0	ug/L	MQS	04/11/2009
1,2-Dichloropropane	EPA 8260	<1.0	ug/L	MQS	04/11/2009
Bromodichloromethane	EPA 8260	<1.0	ug/L	MQS	04/11/2009
Dibromomethane	EPA 8260	<1.0	ug/L	MQS	04/11/2009
4-Methyl-2-Pentanone	EPA 8260	<25	ug/L	MQS	04/11/2009
cis-1,3-Dichloropropene	EPA 8260	<20	ug/L	MQS	04/11/2009
Toluene	EPA 8260	<1.0	ug/L	MQS	04/11/2009
trans-1,3-Dichloropropene	EPA 8260	<20	ug/L	MQS	04/11/2009
1,1,2-Trichloroethane	EPA 8260	<1.0	ug/L	MQS	04/11/2009
2-Hexanone	EPA 8260	<25	ug/L	MQS	04/11/2009
1,3-Dichloropropane	EPA 8260	<1.0	ug/L	MQS	04/11/2009
Tetrachloroethene	EPA 8260	<1.0	ug/L	MQS	04/11/2009



ANALYTICAL REPORT

GZA GeoEnvironmental, Inc.
 140 Broadway
 Providence, RI 02903

Stephen Andrus

Project Name.: **Charbert ICMP**
 Project No.: **03.0032795.29**

Date Received: **04/03/2009**
 Date Reported: **04/14/2009**
 Work Order No.: **0904-00016**

Sample ID: **TBLK 04-01-09**
 Sample Date: **04/01/2009**

Sample No.: **012**

Test Performed	Method	Results	Units	Tech	Analysis Date
Dibromochloromethane	EPA 8260	<1.0	ug/L	MQS	04/11/2009
1,2-Dibromoethane (EDB)	EPA 8260	<2.0	ug/L	MQS	04/11/2009
Chlorobenzene	EPA 8260	<1.0	ug/L	MQS	04/11/2009
1,1,1,2-Tetrachloroethane	EPA 8260	<1.0	ug/L	MQS	04/11/2009
Ethylbenzene	EPA 8260	<1.0	ug/L	MQS	04/11/2009
m&p-Xylene	EPA 8260	<2.0	ug/L	MQS	04/11/2009
o-Xylene	EPA 8260	<1.0	ug/L	MQS	04/11/2009
Styrene	EPA 8260	<1.0	ug/L	MQS	04/11/2009
Bromoform	EPA 8260	<2.0	ug/L	MQS	04/11/2009
Isopropylbenzene	EPA 8260	<1.0	ug/L	MQS	04/11/2009
1,1,2,2-Tetrachloroethane	EPA 8260	<1.0	ug/L	MQS	04/11/2009
1,2,3-Trichloropropane	EPA 8260	<1.0	ug/L	MQS	04/11/2009
Bromobenzene	EPA 8260	<1.0	ug/L	MQS	04/11/2009
N-Propylbenzene	EPA 8260	<1.0	ug/L	MQS	04/11/2009
2-Chlorotoluene	EPA 8260	<1.0	ug/L	MQS	04/11/2009
1,3,5-Trimethylbenzene	EPA 8260	<1.0	ug/L	MQS	04/11/2009
4-Chlorotoluene	EPA 8260	<1.0	ug/L	MQS	04/11/2009
tert-Butylbenzene	EPA 8260	<1.0	ug/L	MQS	04/11/2009
1,2,4-Trimethylbenzene	EPA 8260	<1.0	ug/L	MQS	04/11/2009
sec-Butylbenzene	EPA 8260	<1.0	ug/L	MQS	04/11/2009
p-Isopropyltoluene	EPA 8260	<1.0	ug/L	MQS	04/11/2009
1,3-Dichlorobenzene	EPA 8260	<1.0	ug/L	MQS	04/11/2009
1,4-Dichlorobenzene	EPA 8260	<1.0	ug/L	MQS	04/11/2009
n-Butylbenzene	EPA 8260	<1.0	ug/L	MQS	04/11/2009
1,2-Dichlorobenzene	EPA 8260	<1.0	ug/L	MQS	04/11/2009
1,2-Dibromo-3-Chloropropane	EPA 8260	<5.0	ug/L	MQS	04/11/2009
1,2,4-Trichlorobenzene	EPA 8260	<1.0	ug/L	MQS	04/11/2009
Hexachlorobutadiene	EPA 8260	<1.0	ug/L	MQS	04/11/2009
Naphthalene	EPA 8260	<2.0	ug/L	MQS	04/11/2009
1,2,3-Trichlorobenzene	EPA 8260	<1.0	ug/L	MQS	04/11/2009
Surrogates:	EPA 8260				
***1,2-Dichloroethane-D4	EPA 8260	89.2	% R	MQS	04/11/2009
***Toluene-D8	EPA 8260	105	% R	MQS	04/11/2009
***4-Bromofluorobenzene	EPA 8260	101	% R	MQS	04/11/2009
Preparation	EPA 5030B	1.0	CF	MQS	04/11/2009



ANALYTICAL REPORT

GZA GeoEnvironmental, Inc.
140 Broadway
Providence, RI 02903

Stephen Andrus

Project Name.: **Charbert ICMP**
Project No.: **03.0032795.29**

Date Received: **04/03/2009**
Date Reported: **04/14/2009**
Work Order No.: **0904-00016**

Sample ID: **GZ-23**

Sample No.: **013**

Sample Date: **04/01/2009**

Test Performed	Method	Results	Units	Tech	Analysis Date
VOLATILE ORGANICS	EPA 8260			MQS	04/11/2009
Dichlorodifluoromethane	EPA 8260	<2.0	ug/L	MQS	04/11/2009
Chloromethane	EPA 8260	<2.0	ug/L	MQS	04/11/2009
Vinyl Chloride	EPA 8260	<1.0	ug/L	MQS	04/11/2009
Bromomethane	EPA 8260	<2.0	ug/L	MQS	04/11/2009
Chloroethane	EPA 8260	<1.0	ug/L	MQS	04/11/2009
Trichlorofluoromethane	EPA 8260	<2.0	ug/L	MQS	04/11/2009
Diethylether	EPA 8260	<5.0	ug/L	MQS	04/11/2009
Acetone	EPA 8260	<25	ug/L	MQS	04/11/2009
1,1-Dichloroethene	EPA 8260	<1.0	ug/L	MQS	04/11/2009
Dichloromethane	EPA 8260	<2.0	ug/L	MQS	04/11/2009
Methyl-Tert-Butyl-Ether	EPA 8260	<1.0	ug/L	MQS	04/11/2009
trans-1,2-Dichloroethene	EPA 8260	<1.0	ug/L	MQS	04/11/2009
1,1-Dichloroethane	EPA 8260	<1.0	ug/L	MQS	04/11/2009
2-Butanone	EPA 8260	<25	ug/L	MQS	04/11/2009
2,2-Dichloropropane	EPA 8260	<1.0	ug/L	MQS	04/11/2009
cis-1,2-Dichloroethene	EPA 8260	3.0	ug/L	MQS	04/11/2009
Chloroform	EPA 8260	<1.0	ug/L	MQS	04/11/2009
Bromochloromethane	EPA 8260	<1.0	ug/L	MQS	04/11/2009
Tetrahydrofuran	EPA 8260	<10	ug/L	MQS	04/11/2009
1,1,1-Trichloroethane	EPA 8260	<1.0	ug/L	MQS	04/11/2009
1,1-Dichloropropene	EPA 8260	<1.0	ug/L	MQS	04/11/2009
Carbon Tetrachloride	EPA 8260	<1.0	ug/L	MQS	04/11/2009
1,2-Dichloroethane	EPA 8260	<1.0	ug/L	MQS	04/11/2009
Benzene	EPA 8260	<1.0	ug/L	MQS	04/11/2009
Trichloroethene	EPA 8260	14	ug/L	MQS	04/11/2009
1,2-Dichloropropane	EPA 8260	<1.0	ug/L	MQS	04/11/2009
Bromodichloromethane	EPA 8260	<1.0	ug/L	MQS	04/11/2009
Dibromomethane	EPA 8260	<1.0	ug/L	MQS	04/11/2009
4-Methyl-2-Pentanone	EPA 8260	<25	ug/L	MQS	04/11/2009
cis-1,3-Dichloropropene	EPA 8260	<20	ug/L	MQS	04/11/2009
Toluene	EPA 8260	<1.0	ug/L	MQS	04/11/2009
trans-1,3-Dichloropropene	EPA 8260	<20	ug/L	MQS	04/11/2009
1,1,2-Trichloroethane	EPA 8260	<1.0	ug/L	MQS	04/11/2009
2-Hexanone	EPA 8260	<25	ug/L	MQS	04/11/2009
1,3-Dichloropropane	EPA 8260	<1.0	ug/L	MQS	04/11/2009
Tetrachloroethene	EPA 8260	24	ug/L	MQS	04/11/2009



ANALYTICAL REPORT

GZA GeoEnvironmental, Inc.
 140 Broadway
 Providence, RI 02903

Stephen Andrus

Project Name.: **Charbert ICMP**
 Project No.: **03.0032795.29**

Date Received: **04/03/2009**
 Date Reported: **04/14/2009**
 Work Order No.: **0904-00016**

Sample ID: **GZ-23**

Sample No.: **013**

Sample Date: **04/01/2009**

Test Performed	Method	Results	Units	Tech	Analysis Date
Dibromochloromethane	EPA 8260	<1.0	ug/L	MQS	04/11/2009
1,2-Dibromoethane (EDB)	EPA 8260	<2.0	ug/L	MQS	04/11/2009
Chlorobenzene	EPA 8260	<1.0	ug/L	MQS	04/11/2009
1,1,1,2-Tetrachloroethane	EPA 8260	<1.0	ug/L	MQS	04/11/2009
Ethylbenzene	EPA 8260	<1.0	ug/L	MQS	04/11/2009
m&p-Xylene	EPA 8260	<2.0	ug/L	MQS	04/11/2009
o-Xylene	EPA 8260	<1.0	ug/L	MQS	04/11/2009
Styrene	EPA 8260	<1.0	ug/L	MQS	04/11/2009
Bromoform	EPA 8260	<2.0	ug/L	MQS	04/11/2009
Isopropylbenzene	EPA 8260	<1.0	ug/L	MQS	04/11/2009
1,1,2,2-Tetrachloroethane	EPA 8260	<1.0	ug/L	MQS	04/11/2009
1,2,3-Trichloropropane	EPA 8260	<1.0	ug/L	MQS	04/11/2009
Bromobenzene	EPA 8260	<1.0	ug/L	MQS	04/11/2009
N-Propylbenzene	EPA 8260	<1.0	ug/L	MQS	04/11/2009
2-Chlorotoluene	EPA 8260	<1.0	ug/L	MQS	04/11/2009
1,3,5-Trimethylbenzene	EPA 8260	<1.0	ug/L	MQS	04/11/2009
4-Chlorotoluene	EPA 8260	<1.0	ug/L	MQS	04/11/2009
tert-Butylbenzene	EPA 8260	<1.0	ug/L	MQS	04/11/2009
1,2,4-Trimethylbenzene	EPA 8260	<1.0	ug/L	MQS	04/11/2009
sec-Butylbenzene	EPA 8260	<1.0	ug/L	MQS	04/11/2009
p-Isopropyltoluene	EPA 8260	<1.0	ug/L	MQS	04/11/2009
1,3-Dichlorobenzene	EPA 8260	<1.0	ug/L	MQS	04/11/2009
1,4-Dichlorobenzene	EPA 8260	<1.0	ug/L	MQS	04/11/2009
n-Butylbenzene	EPA 8260	<1.0	ug/L	MQS	04/11/2009
1,2-Dichlorobenzene	EPA 8260	<1.0	ug/L	MQS	04/11/2009
1,2-Dibromo-3-Chloropropane	EPA 8260	<5.0	ug/L	MQS	04/11/2009
1,2,4-Trichlorobenzene	EPA 8260	<1.0	ug/L	MQS	04/11/2009
Hexachlorobutadiene	EPA 8260	<1.0	ug/L	MQS	04/11/2009
Naphthalene	EPA 8260	<2.0	ug/L	MQS	04/11/2009
1,2,3-Trichlorobenzene	EPA 8260	<1.0	ug/L	MQS	04/11/2009
Surrogates:	EPA 8260				
***1,2-Dichloroethane-D4	EPA 8260	88.5	% R	MQS	04/11/2009
***Toluene-D8	EPA 8260	105	% R	MQS	04/11/2009
***4-Bromofluorobenzene	EPA 8260	100	% R	MQS	04/11/2009
Preparation	EPA 5030B	1.0	CF	MQS	04/11/2009

EPA Method 8260 / 524.2 Aqueous Method Blank (MB) and Laboratory Control Sample/Duplicate (LCS/LCSD) Data

Method Blank

Laboratory Control Sample

Laboratory Control Sample Duplicate

Method Blank			Laboratory Control Sample			Laboratory Control Sample Duplicate			RPD	Limit	Verdict	
Date Analyzed:	4/11/2009		Date Analyzed:	4/11/2009		4/11/2009						
Volatile Organics	Conc. ug/L	Acceptance Limit	Spike Concentration = 20ug/L	% Recovery	Acceptance Limits	Verdict	% Recovery	Acceptance Limits	Verdict			
dichlorodifluoromethane	< 1.0	< 1.0	dichlorodifluoromethane	84.5	70-130	ok	75.3	70-130	ok	11.5	<25	ok
chloromethane	< 1.0	< 1.0	chloromethane	93.8	70-130	ok	80.7	70-130	ok	15.0	<25	ok
vinyl chloride	< 0.5	< 0.5	vinyl chloride	96.9	80-120	ok	86.1	70-130	ok	11.8	<25	ok
bromomethane	< 1.0	< 1.0	bromomethane	97.2	70-130	ok	86.9	70-130	ok	11.2	<25	ok
chloroethane	< 0.5	< 0.5	chloroethane	95.3	70-130	ok	84.3	70-130	ok	12.2	<25	ok
trichlorofluoromethane	< 1.0	< 1.0	trichlorofluoromethane	103	70-130	ok	93.1	70-130	ok	9.73	<25	ok
diethyl ether	< 2.5	< 2.5	diethyl ether	94.1	70-130	ok	84.1	70-130	ok	11.2	<25	ok
acetone	< 13	< 13	acetone	89.2	70-130	ok	83.8	70-130	ok	6.25	<25	ok
1,1-dichloroethene	< 0.5	< 0.5	1,1-dichloroethene	96.8	80-120	ok	84.7	70-130	ok	12.3	<25	ok
FREON-113	< 1.0	< 1.0	FREON-113	102	70-130	ok	91.5	70-130	ok	10.5	<25	ok
iodomethane	< 0.5	< 0.5	iodomethane	95.2	70-130	ok	83.7	70-130	ok	12.8	<25	ok
carbon disulfide	< 5.0	< 5.0	carbon disulfide	123	70-130	ok	111	70-130	ok	10.5	<25	ok
dichloromethane	< 1.0	< 1.0	dichloromethane	89.5	70-130	ok	81.2	70-130	ok	9.68	<25	ok
tert-butyl alcohol (TBA)	< 13	< 13	tert-butyl alcohol (TBA)	124	70-130	ok	103	70-130	ok	18.6	<25	ok
acrylonitrile	< 0.5	< 0.5	acrylonitrile	78.1	70-130	ok	81.9	70-130	ok	4.82	<25	ok
methyl-tert-butyl-ether	< 0.5	< 0.5	methyl-tert-butyl-ether	92.0	70-130	ok	82.9	70-130	ok	10.4	<25	ok
trans-1,2-dichloroethene	< 0.5	< 0.5	trans-1,2-dichloroethene	97.4	70-130	ok	88.3	70-130	ok	9.77	<25	ok
1,1-dichloroethane	< 0.5	< 0.5	1,1-dichloroethane	101	70-130	ok	90.4	70-130	ok	10.8	<25	ok
di-isopropyl ether (DIPE)	< 1.0	< 1.0	di-isopropyl ether (DIPE)	96.8	70-130	ok	87.9	70-130	ok	9.65	<25	ok
ethyl tert-butyl ether (ETBE)	< 1.0	< 1.0	ethyl tert-butyl ether (ETBE)	96.7	70-130	ok	88.9	70-130	ok	8.44	<25	ok
vinyl acetate	< 13	< 13	vinyl acetate	92.8	70-130	ok	84.8	70-130	ok	8.94	<25	ok
2-butanone	< 13	< 13	2-butanone	99.7	70-130	ok	89.4	70-130	ok	10.9	<25	ok
2,2-dichloropropane	< 0.5	< 0.5	2,2-dichloropropane	113	70-130	ok	101	70-130	ok	10.7	<25	ok
cis-1,2-dichloroethene	< 0.5	< 0.5	cis-1,2-dichloroethene	94.0	70-130	ok	83.6	70-130	ok	11.6	<25	ok
chloroform	< 0.5	< 0.5	chloroform	94.8	80-120	ok	85.3	70-130	ok	10.5	<25	ok
bromochloromethane	< 0.5	< 0.5	bromochloromethane	96.2	70-130	ok	86.6	70-130	ok	10.6	<25	ok
tetrahydrofuran	< 5.0	< 5.0	tetrahydrofuran	110	70-130	ok	92.8	70-130	ok	16.7	<25	ok
1,1,1-trichloroethane	< 0.5	< 0.5	1,1,1-trichloroethane	96.1	70-130	ok	88.2	70-130	ok	8.63	<25	ok
1,1-dichloropropene	< 0.5	< 0.5	1,1-dichloropropene	97.0	70-130	ok	88.0	70-130	ok	9.73	<25	ok
carbon tetrachloride	< 0.5	< 0.5	carbon tetrachloride	99.0	70-130	ok	89.3	70-130	ok	10.3	<25	ok
1,2-dichloroethane	< 0.5	< 0.5	1,2-dichloroethane	96.2	70-130	ok	87.3	70-130	ok	9.67	<25	ok
benzene	< 0.5	< 0.5	benzene	93.8	70-130	ok	85.5	70-130	ok	9.34	<25	ok
tert-amyl methyl ether (TAME)	< 1.0	< 1.0	tert-amyl methyl ether (TAME)	100.0	70-130	ok	90.5	70-130	ok	9.97	<25	ok
trichloroethene	< 0.5	< 0.5	trichloroethene	98.4	70-130	ok	89.4	70-130	ok	9.55	<25	ok
1,2-dichloropropane	< 0.5	< 0.5	1,2-dichloropropane	93.3	80-120	ok	85.6	70-130	ok	8.68	<25	ok
bromodichloromethane	< 0.5	< 0.5	bromodichloromethane	95.8	70-130	ok	88.0	70-130	ok	8.48	<25	ok
1,4-Dioxane	< 50	< 50	1,4-Dioxane	109	70-130	ok	90.2	70-130	ok	18.6	<25	ok
dibromomethane	< 0.5	< 0.5	dibromomethane	96.6	70-130	ok	88.1	70-130	ok	9.27	<25	ok
4-methyl-2-pentanone	< 13	< 13	4-methyl-2-pentanone	99.2	70-130	ok	91.5	70-130	ok	8.04	<25	ok
cis-1,3-dichloropropene	< 0.5	< 0.5	cis-1,3-dichloropropene	98.7	70-130	ok	89.8	70-130	ok	9.36	<25	ok
toluene	< 0.5	< 0.5	toluene	98.3	80-120	ok	89.5	70-130	ok	9.40	<25	ok
trans-1,3-dichloropropene	< 1.0	< 1.0	trans-1,3-dichloropropene	91.0	70-130	ok	83.7	70-130	ok	8.35	<25	ok
1,1,2-trichloroethane	< 0.5	< 0.5	1,1,2-trichloroethane	89.0	70-130	ok	82.0	70-130	ok	8.15	<25	ok
2-hexanone	< 13	< 13	2-hexanone	99.7	70-130	ok	94.9	70-130	ok	4.98	<25	ok
1,3-dichloropropane	< 0.5	< 0.5	1,3-dichloropropane	95.3	70-130	ok	89.8	70-130	ok	5.99	<25	ok
tetrachloroethene	< 0.5	< 0.5	tetrachloroethene	104	70-130	ok	97.0	70-130	ok	6.79	<25	ok
dibromochloromethane	< 0.5	< 0.5	dibromochloromethane	101	70-130	ok	93.2	70-130	ok	7.54	<25	ok
1,2-dibromoethane (EDB)	< 1.0	< 1.0	1,2-dibromoethane (EDB)	98.1	70-130	ok	90.9	70-130	ok	7.87	<25	ok
chlorobenzene	< 0.5	< 0.5	chlorobenzene	98.3	70-130	ok	91.4	70-130	ok	7.26	<25	ok
1,1,1,2-tetrachloroethane	< 0.5	< 0.5	1,1,1,2-tetrachloroethane	97.2	70-130	ok	91.1	70-130	ok	6.44	<25	ok
ethylbenzene	< 0.5	< 0.5	ethylbenzene	102	80-120	ok	95.1	70-130	ok	7.11	<25	ok
1,1,2,2-tetrachloroethane	< 0.5	< 0.5	1,1,2,2-tetrachloroethane	90.6	70-130	ok	85.9	70-130	ok	5.29	<25	ok
m&p-xylene	< 1.0	< 1.0	m&p-xylene	101	70-130	ok	93.4	70-130	ok	7.42	<25	ok
o-xylene	< 0.5	< 0.5	o-xylene	95.5	70-130	ok	88.4	70-130	ok	7.70	<25	ok
styrene	< 0.5	< 0.5	styrene	100	70-130	ok	92.5	70-130	ok	7.88	<25	ok
bromoform	< 1.0	< 1.0	bromoform	98.0	70-130	ok	91.5	70-130	ok	6.87	<25	ok
isopropylbenzene	< 0.5	< 0.5	isopropylbenzene	115	70-130	ok	106	70-130	ok	7.62	<25	ok
1,2,3-trichloropropane	< 0.5	< 0.5	1,2,3-trichloropropane	91.1	70-130	ok	84.9	70-130	ok	6.96	<25	ok
bromobenzene	< 0.5	< 0.5	bromobenzene	99.2	70-130	ok	91.2	70-130	ok	8.32	<25	ok
n-propylbenzene	< 0.5	< 0.5	n-propylbenzene	105	70-130	ok	96.4	70-130	ok	8.31	<25	ok
2-chlorotoluene	< 0.5	< 0.5	2-chlorotoluene	95.3	70-130	ok	87.1	70-130	ok	8.90	<25	ok
1,3,5-trimethylbenzene	< 0.5	< 0.5	1,3,5-trimethylbenzene	102	70-130	ok	94.1	70-130	ok	8.29	<25	ok
trans-1,4-dichloro-2-butene	< 1.0	< 1.0	trans-1,4-dichloro-2-butene	97.5	70-130	ok	88.0	70-130	ok	10.2	<25	ok
4-chlorotoluene	< 0.5	< 0.5	4-chlorotoluene	99.2	70-130	ok	91.4	70-130	ok	8.22	<25	ok
tert-butyl-benzene	< 0.5	< 0.5	tert-butyl-benzene	120	70-130	ok	110	70-130	ok	8.49	<25	ok
1,2,4-trimethylbenzene	< 0.5	< 0.5	1,2,4-trimethylbenzene	97.6	70-130	ok	90.2	70-130	ok	7.95	<25	ok
sec-butyl-benzene	< 0.5	< 0.5	sec-butyl-benzene	98.8	70-130	ok	91.0	70-130	ok	8.17	<25	ok
p-isopropyltoluene	< 0.5	< 0.5	p-isopropyltoluene	100	70-130	ok	92.0	70-130	ok	8.56	<25	ok
1,3-dichlorobenzene	< 0.5	< 0.5	1,3-dichlorobenzene	96.8	70-130	ok	89.4	70-130	ok	7.95	<25	ok
1,4-dichlorobenzene	< 0.5	< 0.5	1,4-dichlorobenzene	97.8	70-130	ok	89.1	70-130	ok	9.37	<25	ok
n-butylbenzene	< 0.5	< 0.5	n-butylbenzene	101	70-130	ok	93.0	70-130	ok	8.17	<25	ok
1,2-dichlorobenzene	< 0.5	< 0.5	1,2-dichlorobenzene	93.8	70-130	ok	88.7	70-130	ok	5.50	<25	ok
1,2-dibromo-3-chloropropane	< 2.5	< 2.5	1,2-dibromo-3-chloropropane	93.4	70-130	ok	89.0	70-130	ok	4.88	<25	ok
1,3,5-trichlorobenzene	< 0.5	< 0.5	1,3,5-trichlorobenzene	99.6	70-130	ok	92.0	70-130	ok	7.95	<25	ok
1,2,4-trichlorobenzene	< 0.5	< 0.5	1,2,4-trichlorobenzene	102	70-130	ok	95.6	70-130	ok	6.62	<25	ok
hexachlorobutadiene	< 0.5	< 0.5	hexachlorobutadiene	103	70-130	ok	93.9	70-130	ok	9.46	<25	ok
naphthalene	< 1.0	< 1.0	naphthalene	94.7	70-130	ok	91.7	70-130	ok	3.22	<25	ok
1,2,3-trichlorobenzene	< 0.5	< 0.5	1,2,3-trichlorobenzene	95.7	70-130	ok	90.9	70-130	ok	5.18	<25	ok

Surrogates:	Recovery (%)	Acceptance Limits	Surrogates	Recovery (%)	Acceptance Limits	Verdict	Recovery (%)	Acceptance Limits	Verdict	RPD	Limit	Verdict
DIBROMOFLUOROMETHANE	103	70-130	DIBROMOFLUOROMETHANE	108	70-130	ok	102	70-130	ok	5.64	<25	ok
1,2-DICHLOROETHANE-D4	90.3	70-130	1,2-DICHLOROETHANE-D4	105	70-130	ok	96.5	70-130	ok	9.68	<25	ok
TOLUENE-D8	105	70-130	TOLUENE-D8	108	70-130	ok	108	70-130	ok	0.59	<25	ok
4-BROMOFLUOROBENZENE	102	70-130	4-BROMOFLUOROBENZENE	104	70-130	ok	103	70-130	ok	1.36	<25	ok
1,2-DICHLOROBENZENE-D4	103	70-130	1,2-DICHLOROBENZENE-D4	99.1	70-130	ok	97.3	70-130	ok	1.78	<25	ok

ATTACHMENT C

MONTHLY AS/SVE SYSTEM MONITORING DATA

Name: Angela Harvey
 Date: 1/21/2009
 Hour meter: 8833

TABLE 1

INTERIOR SVE SYSTEM

Charbert Facility
 Alton, Rhode Island

Location	TVOC (ppm)	O2 (%)	CO2 (%)	CH4 (%)	LEL (%)	Vacuum (in.)	Diff Pressure (in of water)	Flow (ft ³ /min)	Notes:
SVE-1	8.2	20.7	0.1	0.0	0	1.9	0.020	7.7	
SVE-2	7.8	20.8	0.1	0.0	0.0	2.5	0.018	7.4	
SVE-3	7.9	20.7	0.1	0.0	0.0	1.8	0.019	7.6	
SVE-4	--	--	--	--	--	10.8	--	--	
SVE-5	7.6	20.8	0.1	0.0	0.0	4.3	0.019	7.6	
SVE-6	7.3	20.8	0.1	0.0	0.0	2.0	0.018	7.4	
SVE-7	5.5	20.8	0.2	0.0	0.0	12.4	0.018	7.4	
SVE-8	6.2	20.8	0.1	0.0	0.0	2.5	0.020	7.7	
SVE-9	5.9	20.8	0.2	0.0	0.0	11.6	0.019	7.6	
SVE-10	5.8	20.8	0.2	0.0	0.0	2.3	0.020	7.7	
SVE-11	6.2	20.6	0.2	0.0	0.0	2.6	0.019	7.6	
SVE-12	6.1	20.7	0.1	0.0	0.0	3.7	0.020	7.7	
SVE-13	NM	20.8	0.1	0.0	0.0	1.6	0.018	7.4	
SVE-14	NM	20.9	0.1	0.0	0.0	2.0	0.021	7.8	
SVE-15	NM	20.8	0.1	0.0	0.0	0.8	0.020	7.7	
SVE-16	NM	20.8	0.1	0.0	0.0	2.3	0.022	7.9	
SSVW-1	NM	20.8	0.1	0.0	0.0	0.8	0.018	7.4	
SSVW-2	NM	20.9	0.1	0.0	0.0	1.1	0.018	7.4	
SSVW-3	6.9	20.8	0.1	0.0	0.0	2.3	0.018	7.4	
SSVW-4	8.0	20.8	0.1	0.0	0.0	1.8	0.020	7.7	
SSVW-5	NM	20.8	0.1	0.0	0.0	0.3	0.020	7.7	
SSVW-6	3.4	20.7	0.1	0.0	0.0	2.9	0.019	7.6	
SSVW-7	1.1	20.8	0.1	0.0	0.0	0.2	0.021	7.8	
Combine (BD)	--	20.8	0.1	0.0	0.0	17.3	--	--	
Combine (DH)	--	--	--	--	--	27.0	--	--	
Combine (AD)	--	--	--	--	--	33.3	--	--	
Combine (AB)	--	--	--	--	--	16.3	--	155.0	
Effluent 1st drum	--	--	--	--	--	--	--	--	
Effluent 2nd drum	--	--	--	--	--	--	--	--	

Combined 155 scfm per 23 wells = 6.8 scfm per well = 0.018 inches DP per well.

NM = Not measured (PID equipment failure)

Landtec: CO2 = 0.1 O2 = 20.9 CH4 = 0.0 LEL = 0

OVM: 0.0 ambient, 101.1 after calibration

Name: Angela Harvey
 Date: 1/21/2009
 Hour meter: 8269

TABLE 2

EXTERIOR SVE SYSTEM

Charbert Facility
 Alton, Rhode Island

Location	TVOC (ppm)	O2 (%)	CO2 (%)	CH4 (%)	LEL (%)	Vacuum (in.)	Diff Pressure (in of water)	Flow (ft ³ /min)	Notes:
SVE-17	NM	20.4	0.2	0.0	0	2.5	0.012	6.1	
SVE-18	NM	20.9	0.2	0.0	0	4.3	0.008	4.8	
SVE-19	NM	20.9	0.3	0.0	0	4.4	0.011	5.7	
SVE-20	NM	20.7	0.2	0.0	0	4.0	0.012	6.1	
SVE-21	NM	20.9	0.2	0.0	0	3.9	0.005	4.0	Valve fully open.
SVE-22	NM	20.9	0.4	0.0	0	2.6	0.010	5.6	
SVE-23	NM	20.8	0.6	0.0	0	3.6	0.014	6.6	
SVE-24	NM	20.9	0.1	0.0	0	2.5	0.014	6.6	
SVE-25	NM	20.9	0.1	0.0	0	3.8	0.008	4.8	Valve fully open.
SVE-26	NM	20.9	0.1	0.0	0	0.5	0.015	6.4	
SVE-27	NM	20.9	0.1	0.0	0	0.9	0.013	6.3	
SVE-28	NM	20.9	0.1	0.0	0	4.0	0.008	4.8	Valve fully open.
SVE-29	NM	20.9	0.1	0.0	0	1.7	0.014	6.6	
SVE-30	NM	20.9	0.1	0.0	0	4.0	0.008	4.8	Valve fully open.
Combine (BD)	NM	20.9	0.2	0.0	0	7.5	--	--	
Combine (DH)	--	--	--	--	--	9.0	--	--	
Combine (AD)	--	--	--	--	--	15.3	--	--	
Combine (AB)	--	--	--	--	--	5.0	--	80	
Effluent 1st drum		--	--	--	--	--	--	--	
Effluent 2nd drum		--	--	--	--	--	--	--	

Combined 80 scfm per 14 wells = 5.714 scfm per well = 0.012 inches DP per well.
 NM = Not measured (PID equipment failure)

Name: Angela Harvey
 Date: 1/21/2009

TABLE 3

INTERIOR AS SYSTEM

Charbert Facility
 Alton, Rhode Island

Location	Pressure (psi)	Diff Pressure (in of water)	Flow (ft ³ /min)	Notes:
AS-1	14	2.0	2.3	
AS-2		2.0	2.3	
AS-3		2.2	2.4	
AS-4	15	2.0	2.4	
AS-5		2.3	2.6	
AS-6		2.1	2.4	
AS-7	15	2.1	2.4	
AS-8		2.1	2.4	
AS-9		2.2	2.5	
AS-10	14	2.2	2.4	
AS-11		2.2	2.4	
AS-12		2.1	2.4	
AS-13	14	2.0	2.3	
AS-14		2.3	2.5	
AS-15		2.2	2.5	
AS-16	15	2.1	2.4	
Combine	11	11.4	38	

Combined 11.4 inches DP @ 18 psi = 38 scfm per 16 wells = 2.3 scfm per well = 2.1 inches DP per well.

TABLE 4

EXTERIOR AS SYSTEM

Charbert Facility
 Alton, Rhode Island

Location	Pressure (psi)	Diff Pressure (in of water)	Flow (ft ³ /min)	Notes:
AS-17	14	3.1	2.9	
AS-18		3.0	2.8	
AS-19		3.0	2.8	
AS-20	11	3.2	3.0	
AS-21		3.0	2.7	
AS-22		2.8	2.6	
AS-23	12	3.1	2.8	
AS-24		2.9	2.7	
AS-25		3.2	2.8	
AS-26	18	3.2	2.8	
AS-27		2.9	2.7	
AS-28		3.0	2.8	
AS-29	Combine	3.0	2.8	
AS-30		3.0	2.8	
Combine		13.7	40	

Combined 13.7 inches DP @ 18 psi = 40 scfm per 14 wells = 2.8 scfm per well = 3.0 inches DP per well.

Name: Angela Harvey
 Date: 2/20/2009
 Hour meter: 9554.1

TABLE 1

INTERIOR SVE SYSTEM

Charbert Facility
 Alton, Rhode Island

Location	TVOC (ppm)	O2 (%)	CO2 (%)	CH4 (%)	LEL (%)	Vacuum (in.)	Diff Pressure (in of water)	Flow (ft ³ /min)	Notes:
SVE-1	10.3	19.2	0.1	0.0	0	1.4	0.017	7.2	
SVE-2	15.2	19.1	0.1	0.0	0	2.4	0.018	7.4	
SVE-3	15.7	19.1	0.0	0.0	0	1.1	0.016	6.8	
SVE-4	--	--	--	--	--	0.7	--	--	Water in line.
SVE-5	12.4	19.0	0.1	0.0	0	3.9	0.018	7.4	
SVE-6	10	18.9	0.1	0.0	0	1.7	0.017	7.2	
SVE-7	14.0	19.1	0.1	0.0	0	4.7	0.017	7.2	
SVE-8	12.4	18.9	0.1	0.0	0	3.1	0.018	7.4	
SVE-9	--	--	--	--	--	--	--	--	Water in line.
SVE-10	10.7	19.0	0.1	0.0	0	1.7	0.017	7.2	
SVE-11	11.4	19.0	0.2	0.0	0	2.0	0.018	7.4	
SVE-12	9.8	19.0	0.1	0.0	0	3.6	0.018	7.4	
SVE-13	5.8	19.2	0.0	0.0	0	1.7	0.017	7.2	
SVE-14	9.3	19.2	0.1	0.0	0	2.0	0.016	6.8	
SVE-15	12.2	19.1	0.1	0.0	0	0.7	0.017	7.2	
SVE-16	7.7	19.0	0.1	0.0	0	2.0	0.019	7.6	
SSVW-1	5.5	19.2	0.1	0.0	0	1.6	0.016	6.8	
SSVW-2	6.9	19.1	0.1	0.0	0	1.3	0.017	7.2	
SSVW-3	6.7	19.0	0.1	0.0	0	2.5	0.017	7.2	
SSVW-4	6.9	19.0	0.1	0.0	0	1.5	0.016	6.8	
SSVW-5	6.7	19.0	0.1	0.0	0	0.4	0.019	7.6	
SSVW-6	4.1	19.1	0.1	0.0	0	1.7	0.016	6.8	
SSVW-7	4.8	19.1	0.2	0.0	0	0.2	0.017	7.2	
Combine (BD)	6.7	19.1	0.1	0.0	0	18.2	--	--	
Combine (DH)	--	--	--	--	--	29.0	--	--	
Combine (AD)	--	--	--	--	--	31.1	--	--	
Combine (AB)	--	--	--	--	--	16.2	--	140.0	
Effluent 1st drum	6.0	--	--	--	--	--	--	--	
Effluent 2nd drum	14.0	--	--	--	--	--	--	--	

Combined 140 scfm per 23 wells = 6.1 scfm per well = 0.016 inches DP per well.

Landtec: CO2 = 0.1 O2 = 19.1 CH4 = 0.0 LEL = 0
 OVM: 0.0 ambient, 98.3 after calibration

Name: Angela Harvey
 Date: 2/20/2009
 Hour meter: 8990.2

TABLE 2

EXTERIOR SVE SYSTEM

Charbert Facility
 Alton, Rhode Island

Location	TVOC (ppm)	O2 (%)	CO2 (%)	CH4 (%)	LEL (%)	Vacuum (in.)	Diff Pressure (in of water)	Flow (ft ³ /min)	Notes:
SVE-17	3.6	18.7	0.2	0.0	0	1.7	0.008	4.8	
SVE-18	5.0	18.8	0.2	0.0	0	3.0		4.0*	Valve fully open.
SVE-19	5.3	18.7	0.2	0.0	0	3.0	0.008	4.8	Valve fully open.
SVE-20	5.1	18.9	0.2	0.0	0	3.1	0.010	5.6	
SVE-21	2.0	19.1	0.1	0.0	0	2.6	0.003	3.6	Valve fully open.
SVE-22	5.0	18.9	0.2	0.0	0	2.4	0.010	5.6	
SVE-23	3.4	19.1	0.2	0.0	0	2.8	0.008	4.8	
SVE-24	2.9	19.4	0.1	0.0	0	1.4	0.009	5.2	
SVE-25	2.7	19.3	0.1	0.0	0	3.1	0.004	4.0	Valve fully open.
SVE-26	3.6	19.4	0.2	0.0	0	0.5	0.008	4.8	
SVE-27	2.2	19.6	0.1	0.0	0	0.9	0.008	4.8	
SVE-28	2.4	19.1	0.2	0.0	0	0.6	0.008	4.8	Valve fully open.
SVE-29	3.2	19.6	0.1	0.0	0	2.3	0.007	4.4	
SVE-30	3.1	19.8	0.1	0.0	0	2.8		4.0*	Valve fully open.
Combine (BD)	7.9	19.1	0.1	0.0	0	6.0	--	--	
Combine (DH)	--	--	--	--	--	8.0	--	--	
Combine (AD)	--	--	--	--	--	24.1	--	--	
Combine (AB)	--	--	--	--	--	4.0	--	65	
Effluent 1st drum	8.1	--	--	--	--	--	--	--	
Effluent 2nd drum	8.4	--	--	--	--	--	--	--	

Combined 65 scfm per 14 wells = 4.74 scfm per well = 0.008 inches DP per well.
 *Estimated flow rate.

Name: Angela Harvey
 Date: 2/20/2009

TABLE 3

INTERIOR AS SYSTEM

Charbert Facility
 Alton, Rhode Island

Location	Pressure (psi)	Diff Pressure (in of water)	Flow (ft ³ /min)	Notes:
AS-1	14	1.8	2.2	
AS-2		1.7	2.1	
AS-3		1.7	2.1	
AS-4	16	1.7	2.2	
AS-5		1.8	2.3	
AS-6		1.8	2.3	
AS-7	16	1.9	2.4	
AS-8		1.8	2.3	
AS-9		1.7	2.2	
AS-10	14	1.9	2.3	
AS-11		1.7	2.2	
AS-12		1.8	2.2	
AS-13	16	1.8	2.3	
AS-14		1.7	2.2	
AS-15		1.9	2.4	
AS-16	16	1.9	2.4	
Combine	18		35	

Combined 9.0 inches DP @ 18 psi = 35 scfm per 16 wells = 2.2 scfm per well = 1.8 inches DP per well.

Name: Angela Harvey
 Date: 2/20/2009

TABLE 4

EXTERIOR AS SYSTEM

Charbert Facility
 Alton, Rhode Island

Location	Pressure (psi)	Diff Pressure (in of water)	Flow (ft ³ /min)	Notes:
AS-17	14	2.8	2.8	
AS-18		2.9	2.8	
AS-19		2.8	2.8	
AS-20		2.8	2.8	
AS-21	12	2.8	2.7	
AS-22		2.9	2.8	
AS-23		2.8	2.7	
AS-24		2.9	2.8	
AS-25		2.7	2.6	
AS-26	12	2.8	2.7	
AS-27		2.8	2.7	
AS-28		2.8	2.7	
AS-29		2.8	2.7	
AS-30		2.9	2.8	
Combine			37	

Combined 12.2 inches DP @ 18 psi = 37 scfm per 14 wells = 2.64 scfm per well = 2.8 inches DP per well.

Name: Angela Harvey
 Date: 3/27/2009
 Hour meter: 10394.2

TABLE 1

INTERIOR SVE SYSTEM

Charbert Facility
 Alton, Rhode Island

Location	TVOC (ppm)	O2 (%)	CO2 (%)	CH4 (%)	LEL (%)	Vacuum (in.)	Diff Pressure (in of water)	Flow (ft ³ /min)	Notes:
SVE-1	2.2	20.9	0.1	0.0	0	1.8	0.024	8.4	
SVE-2	2.6	20.8	0.1	0.0	0	2.9	0.026	8.8	
SVE-3	2.3	20.9	0.0	0.0	0	1.8	0.025	8.6	
SVE-4	2.5	20.8	0.1	0.0	0	1.2	0.024	8.4	
SVE-5	2.4	20.9	0.1	0.0	0	3.9	0.026	8.8	
SVE-6	2.7	20.9	0.0	0.0	0	2.9	0.023	8.0	
SVE-7	--	--	--	--	--	--	--	--	Water in line.
SVE-8	2.0	20.8	0.1	0.0	0	2.9	0.024	8.4	
SVE-9	--	--	--	--	--	--	--	--	Water in line.
SVE-10	1.9	20.9	0.1	0.0	0	1.7	0.025	8.6	
SVE-11	2.0	20.9	0.1	0.0	0	1.8	0.025	8.6	
SVE-12	2.3	20.8	0.1	0.0	0	3.4	0.024	8.4	
SVE-13	2.1	20.9	0.0	0.0	0	1.7	0.026	8.8	
SVE-14	2.2	20.9	0.1	0.0	0	2.0	0.025	8.6	
SVE-15	2.1	20.9	0.0	0.0	0	0.7	0.023	8.0	
SVE-16	2	20.9	0.0	0.0	0	1.8	0.023	8.0	
SSVW-1	1.8	20.9	0.0	0.0	0	1.7	0.024	8.4	
SSVW-2	NM	20.9	0.0	0.0	0	0.9	0.025	8.6	
SSVW-3	1.9	20.9	0.0	0.0	0	3.0	0.027	9.0	
SSVW-4	2.4	20.8	0.1	0.0	0	1.6	0.027	9.0	
SSVW-5	1.4	20.9	0.0	0.0	0	0.2	0.025	8.6	
SSVW-6	1.1	20.9	0.0	0.0	0	1.4	0.025	8.6	
SSVW-7	1.9	20.9	0.0	0.0	0	0.2	0.024	8.4	
Combine (BD)	1.5	20.9	0.0	0.0	0	19.8	--	--	
Combine (DH)	--	--	--	--	--	29.0	--	--	
Combine (AD)	--	--	--	--	--	34.6	--	--	
Combine (AB)	--	--	--	--	--	15.8	--	140.0	
Effluent 1st drum	4.0	--	--	--	--	--	--	--	
Effluent 2nd drum	2.7	--	--	--	--	--	--	--	

Combined 140 scfm per 23 wells = 6.1 scfm per well = 0.016 inches DP per well. Used 0.23 to increase flow and reduce vacuum.
 NM = Not measured (PID equipment failure)

Landtec: O2 = 20.4, CO2 = 0.1, CH4 = 0, LEL = 0.0%
 OVM: 98.2 ppmv

Name: Angela Harvey
 Date: 3/27/2009
 Hour meter: 9830

TABLE 2

EXTERIOR SVE SYSTEM

Charbert Facility
 Alton, Rhode Island

Location	TVOC (ppm)	O2 (%)	CO2 (%)	CH4 (%)	LEL (%)	Vacuum (in.)	Diff Pressure (in of water)	Flow (ft ³ /min)	Notes:
SVE-17	1.2	19.9	0.2	0.0	0	1.5	0.012	6.1	
SVE-18	1.4	20.0	0.2	0.0	0	2.7	0.005	4.0	Valve fully open.
SVE-19	1.7	20.0	0.2	0.0	0	1.7	0.005	4.0	
SVE-20	1.4	19.9	0.1	0.0	0	2.4	0.013	6.3	
SVE-21	1.0	20.0	0.1	0.0	0	2.2	0.000	6.0*	Valve fully open.
SVE-22	2.9	20.0	0.2	0.0	0	2.1	0.012	6.1	
SVE-23	1.7	19.8	0.2	0.0	0	2.1	0.012	6.1	
SVE-24	1.2	19.8	0.1	0.0	0	1.3	0.012	6.1	
SVE-25	1.0	2.0	0.1	0.0	0	2.2	0.007	4.8	Valve fully open.
SVE-26	1.7	19.9	0.1	0.0	0	0.6	0.012	6.1	
SVE-27	1.6	20.0	0.1	0.0	0	1.3	0.013	6.3	
SVE-28	1.6	20.0	0.1	0.0	0	2.1	0.000	6.0*	Valve fully open.
SVE-29	1.7	20.0	0.1	0.0	0	2.5	0.000	6.0*	Valve fully open.
SVE-30	2.0	20.1	0.1	0.0	0	2.3	0.000	6.0*	Valve fully open.
Combine (BD)	2.7	20.0	0.1	0.0	0	6.8	--	--	
Combine (DH)	--	--	--	--	--	8.0	--	--	
Combine (AD)	--	--	--	--	--	18.0	--	--	
Combine (AB)	--	--	--	--	--	4.6	--	80	
Effluent 1st drum	2.6	--	--	--	--	--	--	--	
Effluent 2nd drum	2.4	--	--	--	--	--	--	--	

Combined 80 scfm per 14 wells = 5.714 scfm per well = 0.0.012 inches DP per well.

*Estimated flow rate

Name: Angela Harvey
 Date: 3/27/2009

TABLE 3

INTERIOR AS SYSTEM

Charbert Facility
 Alton, Rhode Island

Location	Pressure (psi)	Diff Pressure (in of water)	Flow (ft ³ /min)	Notes:
AS-1		1.7	2.3	
AS-2	14	1.7	2.3	
AS-3		1.6	2.1	
AS-4		1.6	2.2	
AS-5	15	1.5	2.1	
AS-6		1.6	2.2	
AS-7		1.6	2.3	
AS-8	16	1.7	2.4	
AS-9		1.7	2.4	
AS-10		1.6	2.1	
AS-11	14	1.5	2.0	
AS-12		1.6	2.1	
AS-13	16	1.5	2.1	
AS-14		1.7	2.4	
AS-15	14	1.7	2.1	
AS-16	16	1.6	2.3	
Combine	18	8.5	32	

Combined 8.5 inches DP @ 18 psi = 32 scfm per 16 wells = 2. scfm per well = 1.6 inches DP per well.

TABLE 4

EXTERIOR AS SYSTEM

Charbert Facility
 Alton, Rhode Island

Location	Pressure (psi)	Diff Pressure (in of water)	Flow (ft ³ /min)	Notes:
AS-17		3.0	2.7	
AS-18	12	2.9	2.7	
AS-19		3.0	2.7	
AS-20		3.0	2.7	
AS-21		2.8	2.5	
AS-22		2.9	2.6	
AS-23	10	3.1	2.7	
AS-24		3.1	2.7	
AS-25		2.9	2.6	
AS-26		3.0	2.6	
AS-27		3.0	2.6	
AS-28	10	2.9	2.6	
AS-29		2.8	2.5	
AS-30		2.9	2.6	
Combine	18		41	

Combined 15.1 inches DP @ 18 psi = 41 scfm per 14 wells = 2.9 scfm per well = 2.9 inches DP per well.

ATTACHMENT D

FIRST QUARTER 2009 UIC REPORT

LOW FLOW LOGS

April 1, 2009
File No. 32795.33



Mr. Craig Roy
Senior Environmental Scientist
RI Department of Environmental Management
Office of Water Resources
235 Promenade Street
Providence, Rhode Island 02908

Re: First Quarter 2009 UIC Monitoring Report
Charbert, Division of N.F.A.
Richmond, Rhode Island
(UIC Order of Approval # 1108)

530 Broadway
Providence
Rhode Island
02909
401-421-4140
FAX 401-751-8613
www.gza.net

Dear Mr. Roy:

This letter with attachments serves as the first Quarterly UIC Monitoring Report of 2009, in compliance with the above referenced UIC Order of Approval for the Charbert facility located at 299 Church Street in Richmond (Alton), Rhode Island. It was prepared by GZA GeoEnvironmental, Inc., on behalf of our client Charbert, a Division of N.F.A. As you are aware, the Charbert facility stopped production in late February of 2008. Thus, there is no wastewater to sample in the pump house and no wastewater volume to report. This report includes the following information:

- Analytical test results from the six monitoring wells (designated MW-1A, MW-2A, MW-3, MW-4A, MW-5B and MW-6), which were analyzed for total and dissolved chromium, volatile organic compounds (VOCs), the semi-volatile organic compound bis(2-Ethylhexyl) phthalate, and total petroleum hydrocarbons (TPH). The detected analytes have been summarized and compared to RIDEM's GA Groundwater Objectives and Groundwater Quality Preventative Action Limits (PALs) in Table 1, attached.
- Disposal system usage and monitoring well maintenance activities are summarized in Table 2.
- Static groundwater elevation measurements and field screening logs for each monitoring well are provided in Attachment A.
- Laboratory Certificates of Analysis are provided in Attachment B.


The groundwater results have been compared to the applicable groundwater standards for Rhode Island and there are no VOC, SVOC, TPH or chromium exceedances.


We trust that this information fulfills your present needs. If you have any questions please call Angela Harvey, Stephen Andrus or Edward Summerly at (401) 421-4140.

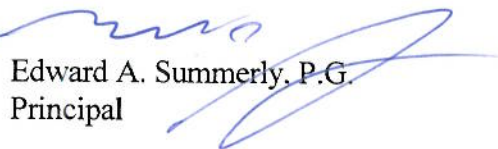
Very truly yours,



GZA GEOENVIRONMENTAL, INC.


Angela L. Harvey, E.I.T.
Project Engineer


Stephen Andrus, E.I.T.
Assistant Project Manager


Edward A. Summerly, P.G.
Principal

EAS/ALH:mac

CC: Tracy Nelson Hay, Richmond Town Clerk
Clark Memorial Library – Charbert Repository

Attachments: Tables - Table 1 Detected Constituents
Table 2 Lagoon Influent Schedule and Maintenance Schedules
Attachment A - Low Flow Sampling Logs
Attachment B - Laboratory Certificates of Analysis

TABLES

**TABLE 1
UIC MONITORING DETECTED CONSTITUENTS
MARCH 2009**

Charbert Facility
Richmond, Rhode Island

	RIDEM GA Groundwater Objectives	RIDEM Groundwater Quality PALs	UNITS	MW-1A (GP-29)	MW-2A	MW-3 (RIZ-15)	MW-4A	MW-5B (GP-30)	MW-6 (RIZ-20)						
				12/02/2008		12/02/2008		12/02/2008		12/02/2008		12/02/2008			
				Result	Limit	Result	Limit	Result	Limit	Result	Limit	Result	Limit		
VOLATILE ORGANICS:															
Acetone	NS	NS	ug/L (ppb)	<	25	<	25	<	25	<	25	<	25	<	25
SEMI-VOLATILE ORGANICS:															
bis(2-Ethylhexyl)Phthalate	NS	NS	ug/L (ppb)	<	10	<	10	<	10	<	10.0	<	10.0	<	10.0
TOTAL PETROLEUM HYDROCARBONS:															
Hydrocarbon Content	NS	NS	ug/L (ppb)	1900	200	5600	200	3000	200	6400	200	<	200	<	200
TOTAL METALS:															
Chromium	100	50	ug/L (ppb)	23	5	13	5	7.9	5	13	5	<	5	<	5
DISSOLVED METALS:															
Chromium	NS	NS	ug/L (ppb)	10.0	5	7.7	5	6.1	5	9.9	5	<	5	<	5

PAL = RIDEMs Preventative Action Limit
DETECTED ANALYTES ARE IN BOLD AND HIGHLIGHTED
< = NOT DETECTED
NT = NOT TESTED
NS = NO STANDARD

INDICATES DETECTED CONSTITUANT
INDICATES RIDEM GA EXCEEDANCE
INDICATES RIDEM PAL EXCEEDANCE

**TABLE 2
UIC MONITORING
LAGOON INFLUENT SCHEDULE AND MAINTENANCE SCHEDULES
MARCH 2009**

Charbert Facility
Richmond, Rhode Island

LAGOON INFLUENT SCHEDULE			
DATE	RECEIVING LAGOON	CHANGED TO LAGOON	REMARKS
March 2008 to March 2009	None	Cessation of Discharge	Facility closed February 24, 2008.
January 2007 to March 2008	1	No Change	All industrial waste water is discharged to Lagoon 1. Lagoon 1 is used as a settling pond, waste water is then transferred by an electric powered pump from Lagoon 1 to Lagoon 2. A second electric powered pump transfers waste water from Lagoon 2 to Lagoon 3.
January 2006 to January 2007	1	No Change	All industrial waste water is discharged to Lagoon 1. Lagoon 1 is used as a settling pond, waste water is then pumped by a electric powered pump from Lagoon 1 to Lagoon 2. A second electric powered pump transfers waste water from Lagoon 2 to Lagoon 3.
December 2005 to January 2006	1	No Change	An electric powered pump was installed to transfer industrial waste water from Lagoon 1 to Lagoon 2. A diesel powered pump transfers waste water from Lagoon 2 to Lagoon 3.
LAGOON MAINTENANCE SCHEDULE			
Date	Remarks		
Lagoon 1	There was no significant lagoon maintenance performed this quarter.		
Lagoon 2	There was no significant lagoon maintenance performed this quarter.		
Lagoon 3	There was no significant lagoon maintenance performed this quarter.		
MONITORING WELL MAINTENANCE			
Well ID	Date	Remarks	
MW-1A (GP-29)		Required No Maintenance	
MW-2A		Required No Maintenance	
MW-3 (RIZ-15)		Required No Maintenance	
MW-4A		Required No Maintenance	
MW-5B		Required No Maintenance	
MW-6 (RIZ-20)		Required No Maintenance	

LOW FLOW LOGS

LOW FLOW GROUNDWATER SAMPLING LOG

Charbert Facility
Richmond, Rhode Island

LOCATION: Charbert DATE: Wednesday, March 4, 2009
 GZA JOB NO.: 32795.33 WELL ID: MW-1A (GP-29)
 WEATHER: Sunny AIR TEMP (°F): 32
 PUMP TYPE: Bailer DATUM: 66.90 TOP OF PVC ELEVATION
 SAMPLED BY: ALH TOP OF CASING ELEVATION

WELL DEPTH (FT): 31.34 LENGTH OF WATER COLUMN (FT): 8.56
 WATER DEPTH (FT): 22.78 WELL DIAMETER: 2"
 UPPER PRODUCT LAYER (FT): NA WELL VOLUME: LITERS 5.28
 LOWER PRODUCT LAYER (FT): NA
 2" WELL = 0.163 GALLONS /FT WATER = 0.617 LITERS/FT
 1" WELL = 0.013 GALLONS /FT WATER = 0.0492 LITERS/FT

FLOW RATE CALCULATIONS: START FLOW _____
 VOLUME: _____ Liters SAMPLE TIME: 9:15 a.m.
 START TIME _____ DELTA TIME (MIN): _____
 END TIME _____ Seconds FLOW RATE: (L/min) _____
 MINIMUM PURGE TIME (MINUTES): _____ WELL DRAW DOWN (FT): _____ Flow Depth
 VOLUME PURGED (Liters): 16.2 Drawdown _____

TIME	ORP (mV)	pH (SU)	COND (mS/cm)	TURB (NTU)	DO (mg/L)	TEMP (°C)
9:10 a.m.	76	6.5	1.140	263.0	7.2	8.4

COLOR: Yellow WELL LOCKED YES X
 ODOR: Slight chem NO _____

NOTES: _____

Sampled for VOCS, SVOCs, TPH, Total Chromium, and Dissolved Chromium

GUIDELINES:
 TURBIDITY < 5NTU AND +/-10 %
 ORP +/- 10 mV
 DO 10%
 TEMP 3%
 SPEC COND 3%
 pH +/- 0.10 UNITS

LOW FLOW GROUNDWATER SAMPLING LOG

Charbert Facility
Richmond, Rhode Island

LOCATION: Charbert DATE: Tuesday, March 3, 2009
 GZA JOB NO.: 32795.33 WELL ID: MW-2A
 WEATHER: Sunny AIR TEMP (°F): 25
 PUMP TYPE: Peristaltic DATUM: 63.59 TOP OF PVC ELEVATION
 SAMPLED BY: ALH TOP OF CASING ELEVATION

WELL DEPTH (FT): 19.72 LENGTH OF WATER COLUMN (FT): 5.07
 WATER DEPTH (FT): 14.65 WELL DIAMETER: 2"
 UPPER PRODUCT LAYER (FT): NA WELL VOLUME: LITERS 3.13
 LOWER PRODUCT LAYER (FT): NA
 2" WELL = 0.163 GALLONS /FT WATER = 0.617 LITERS/FT
 1" WELL = 0.013 GALLONS /FT WATER = 0.0492 LITERS/FT

FLOW RATE CALCULATIONS: START FLOW 16:00
 VOLUME: 0.4 Liters SAMPLE TIME: 16:44
 START TIME 0.0 DELTA TIME (MIN): 44
 END TIME 60 Seconds FLOW RATE: (L/min) 0.40
 MINIMUM PURGE TIME (MINUTES): 7.8 WELL DRAW DOWN (FT): 14.68 Flow Depth
 VOLUME PURGED (Liters): 17.6 0.03 Drawdown

TIME	ORP (mV)	pH (SU)	COND (mS/cm)	TURB (NTU)	DO (mg/L)	TEMP (°C)
16:37	93	7.0	1.230	42	0.9	10.8
16:41	94	7.0	1.230	46	1.0	10.9
16:44	92	7.0	1.220	43	1.0	10.9

COLOR: Blue WELL LOCKED YES _____
 ODOR: Chemical NO X

NOTES: Sampled for VOCS, SVOCs, TPH, Total Chromium, and Dissolved Chromium

GUIDELINES:

TURBIDITY <5 NTU AND +/-10 %
 ORP +/- 10 mV
 DO 10%
 TEMP 3%
 SPEC COND 3%
 pH +/- 0.10 UNITS

LOW FLOW GROUNDWATER SAMPLING LOG

Charbert Facility
Richmond, Rhode Island

LOCATION: Charbert DATE: Tuesday, March 3, 2009
 GZA JOB NO.: 32795.33 WELL ID: MW-3 (RIZ-15)
 WEATHER: Sunny AIR TEMP (°F): 25
 PUMP TYPE: Peristaltic DATUM: 62.51 TOP OF PVC ELEVATION
 SAMPLED BY: ALH TOP OF CASING ELEVATION

WELL DEPTH (FT): 21.55 LENGTH OF WATER COLUMN (FT): 7.04
 WATER DEPTH (FT): 14.51 WELL DIAMETER: 2"
 UPPER PRODUCT LAYER (FT): NA WELL VOLUME: LITERS 4.34
 LOWER PRODUCT LAYER (FT): NA
 2" WELL = 0.163 GALLONS /FT WATER = 0.617 LITERS/FT
 1" WELL = 0.013 GALLONS /FT WATER = 0.0492 LITERS/FT

FLOW RATE CALCULATIONS: START FLOW 10:18
 VOLUME: 0.4 Liters SAMPLE TIME: 11:25
 START TIME 0 DELTA TIME (MIN): 67
 END TIME 60 Seconds FLOW RATE: (L/min) 0.40
 MINIMUM PURGE TIME (MINUTES): 10.9 WELL DRAW DOWN (FT): 14.52 Flow Depth
 VOLUME PURGED (Liters): 26.8 0.01 Drawdown

TIME	ORP (mV)	pH (SU)	COND (mS/cm)	TURB (NTU)	DO (mg/L)	TEMP (°C)
11:18	97	6.4	0.298	0	0.7	10.8
11:21	98	6.4	0.299	0	0.7	10.8
11:24	98	6.4	0.299	0	0.7	10.8

COLOR: None WELL LOCKED YES X
 ODOR: Slight chemical NO _____
 NOTES: Sampled for VOCs, SVOCs, TPH, Total Chromium, and Dissolved Chromium

GUIDELINES:

TURBIDITY <5 NTU AND +/-10 %
 ORP +/- 10 mV
 DO 10%
 TEMP 3%
 SPEC COND 3%
 pH +/- 0.10 UNITS

LOW FLOW GROUNDWATER SAMPLING LOG

Charbert Facility
Richmond, Rhode Island

LOCATION: Charbert DATE: Tuesday, March 3, 2009
 GZA JOB NO.: 32795.33 WELL ID: MW-4A
 WEATHER: Sunny AIR TEMP (°F): 25
 PUMP TYPE: Peristaltic DATUM: 58.43 TOP OF PVC ELEVATION
 SAMPLED BY: ALH TOP OF CASING ELEVATION

WELL DEPTH (FT): 14.10 LENGTH OF WATER COLUMN (FT): 4.48
 WATER DEPTH (FT): 9.62 WELL DIAMETER: 2"
 UPPER PRODUCT LAYER (FT): NA WELL VOLUME: LITERS 2.76
 LOWER PRODUCT LAYER (FT): NA
 2" WELL = 0.163 GALLONS /FT WATER = 0.617 LITERS/FT
 1" WELL = 0.013 GALLONS /FT WATER = 0.0492 LITERS/FT

FLOW RATE CALCULATIONS: START FLOW 13:05
 VOLUME: 0.4 Liters SAMPLE TIME: 13:45
 START TIME 0 DELTA TIME (MIN): 40
 END TIME 60 Seconds FLOW RATE: (L/min) 0.40
 MINIMUM PURGE TIME (MINUTES): 6.9 WELL DRAW DOWN (FT): 9.65 Flow Depth
 VOLUME PURGED (Liters): 16.0 0.03 Drawdown

TIME	ORP (mV)	pH (SU)	COND (mS/cm)	TURB (NTU)	DO (mg/L)	TEMP (°C)
13:35	-21	6.9	0.901	12.0	2.5	10.1
13:38	-22	6.8	0.900	22.0	2.5	10.2
13:42	-22	6.8	0.900	11.0	2.5	10.2

COLOR: None observed WELL LOCKED YES x
 ODOR: None observed NO _____

NOTES: Sampled for VOCs, SVOCs, TPH, Total Chromium, and Dissolved Chromium

GUIDELINES:
 TURBIDITY <5 NTU AND +/-10 %
 ORP +/- 10 mV
 DO 10%
 TEMP 3%
 SPEC COND 3%
 pH +/- 0.10 UNITS

LOW FLOW GROUNDWATER SAMPLING LOG

Charbert Facility
Richmond, Rhode Island

LOCATION: Charbert DATE: Tuesday, March 3, 2009
 GZA JOB NO.: 32795.33 WELL ID: MW-5B (GP-30)
 WEATHER: Sunny AIR TEMP (°F): 25
 PUMP TYPE: Peristaltic DATUM: 63.16 TOP OF PVC ELEVATION
 SAMPLED BY: ALH TOP OF CASING ELEVATION

WELL DEPTH (FT): 22.83 LENGTH OF WATER COLUMN (FT): 10.54
 WATER DEPTH (FT): 12.29 WELL DIAMETER: 2"
 UPPER PRODUCT LAYER (FT): NA WELL VOLUME: LITERS 6.50
 LOWER PRODUCT LAYER (FT): NA
 2" WELL = 0.163 GALLONS /FT WATER = 0.617 LITERS/FT
 1" WELL = 0.013 GALLONS /FT WATER = 0.0492 LITERS/FT

FLOW RATE CALCULATIONS: START FLOW 14:05
 VOLUME: 0.5 Liters SAMPLE TIME: 14:50
 START TIME 0 DELTA TIME (MIN): 45
 END TIME 60 Seconds FLOW RATE: (L/min) 0.50
 MINIMUM PURGE TIME (MINUTES): 13.0 WELL DRAW DOWN (FT): 12.29 Flow Depth
 VOLUME PURGED (Liters): 22.5 Drawdown 0

TIME	ORP (mV)	pH (SU)	COND (mS/cm)	TURB (NTU)	DO (mg/L)	TEMP (oC)
14:42	81	6.9	0.058	0	4.7	9.8
14:45	83	6.9	0.058	0	4.7	9.8
14:48	81	6.9	0.056	0	4.7	9.8

COLOR: None observed WELL LOCKED YES X
 ODOR: None observed NO _____
 NOTES: Sampled for VOCS, SVOCs, TPH, Total Chromium, and Dissolved Chromium

GUIDELINES:

TURBIDITY <5 NTU AND +/-10 %
 ORP +/- 10 mV
 DO 10%
 TEMP 3%
 SPEC COND 3%
 pH +/- 0.10 UNITS

LOW FLOW GROUNDWATER SAMPLING LOG

Charbert Facility
Richmond, Rhode Island

LOCATION: Charbert DATE: Tuesday, March 3, 2009
 GZA JOB NO.: 32795.33 WELL ID: MW-6 (RIZ-20)
 WEATHER: Sunny AIR TEMP (°F): 25
 PUMP TYPE: Peristaltic DATUM: 60.79 TOP OF PVC ELEVATION
 SAMPLED BY: ALH TOP OF CASING ELEVATION

WELL DEPTH (FT): 20.85 LENGTH OF WATER COLUMN (FT): 6.55
 WATER DEPTH (FT): 14.3 WELL DIAMETER: 2"
 UPPER PRODUCT LAYER (FT): NA WELL VOLUME: LITERS 4.04
 LOWER PRODUCT LAYER (FT): NA 2" WELL = 0.163 GALLONS /FT WATER = 0.617 LITERS/FT
 1" WELL = 0.013 GALLONS /FT WATER = 0.0492 LITERS/FT

FLOW RATE CALCULATIONS: START FLOW 9:30
 VOLUME: 0.5 Liters SAMPLE TIME: 10:45
 START TIME 0 DELTA TIME (MIN): 75
 END TIME 60 Seconds FLOW RATE: (L/min) 0.50
 MINIMUM PURGE TIME (MINUTES): 8.1 WELL DRAW DOWN (FT): 14.31 Flow Depth
 VOLUME PURGED (Liters): 37.5 0.01 Drawdown

TIME	ORP (mV)	pH (SU)	COND (mS/cm)	TURB (NTU)	DO (mg/L)	TEMP (°C)
10:38	192	5.7	0.340	1.0	2.0	8.7
10:41	191	5.6	0.341	1.0	2.1	8.7
10:45	192	5.6	0.341	1.0	2.1	8.7

COLOR: None WELL LOCKED YES X

ODOR: Slight chemical NO _____

NOTES: Sampled for VOCS, SVOCs, TPH, Total Chromium, and Dissolved Chromium

GUIDELINES:
 TURBIDITY <5 NTU AND +/- 10 %
 ORP +/- 10 mV
 DO 10%
 TEMP 3%
 SPEC COND 3%
 pH +/- 0.10 UNITS

LABORATORY CERTIFICATES



GZA GeoEnvironmental, Inc.
106 South Street
Hopkinton, MA 01748
(781) 278-4700

Laboratory Identification Numbers:
MA and ME: MA092 NH: 2028
CT: PH0579 RI: LAO00236
NELAC - NYS DOH: 11063

ANALYTICAL REPORT

GZA GeoEnvironmental, Inc.
140 Broadway
Providence, RI 02903

Project No.: 03.0032795.33
Work Order No.: 0903-00019
Date Received: 03/06/2009
Date Reported: 03/12/2009

Stephen Andrus - Angela Harvey

SAMPLE INFORMATION

Date Sampled	Matrix	Laboratory ID	Sample ID
03/03/2009	Aqueous	0903-00019 001	MW - 6
03/03/2009	Aqueous	0903-00019 002	MW - 6 / Dissolved Metal
03/04/2009	Aqueous	0903-00019 003	MW - 1A
03/04/2009	Aqueous	0903-00019 004	MW - 1A / Dissolved Metal
03/03/2009	Aqueous	0903-00019 005	MW - 2A
03/03/2009	Aqueous	0903-00019 006	MW - 2A / Dissolved Metal
03/03/2009	Aqueous	0903-00019 007	MW - 3
03/03/2009	Aqueous	0903-00019 008	MW - 3 / Dissolved Metal
03/03/2009	Aqueous	0903-00019 009	MW - 4A
03/03/2009	Aqueous	0903-00019 010	MW - 4A / Dissolved Metal
03/03/2009	Aqueous	0903-00019 011	MW - 5B
03/03/2009	Aqueous	0903-00019 012	MW - 5B / Dissolved Metal
03/03/2009	Aqueous	0903-00019 013	Trip Blank



ANALYTICAL REPORT

GZA GeoEnvironmental, Inc.
140 Broadway
Providence, RI 02903

Stephen Andrus - Angela Harvey

Project Name.: **Charbert UIC Quarterly Testing**
Project No.: **03.0032795.33**

Date Received: **03/06/2009**
Date Reported: **03/12/2009**
Work Order No.: **0903-00019**

PROJECT NARRATIVE:

1. Sample Receipt

The samples were received on 03/06/09 via GZA courier, EC, FEDEX, or hand delivered. The temperature of the temperature blank/ cooler air, was 3.8 degrees C. The temperature requirement for most analyses is above freezing to 6 degrees C. The samples were received intact for all requested analyses.

The chain of custody indicates that the samples, when required, were chemically preserved in accordance with the method they reference.

2. EPA Method 6010B - Metals

Samples MW-6 (0903-19-001) and MW-4A (0903-19-009) were received in the laboratory with a pH of approximately 5, which is above the method requirement of pH less than 2. The samples were acidified to a pH of less than 2 by the addition of 1.0 mL of nitric acid by LLZ on 3/10/09 at 8 am. A period of time greater than 14 hours elapsed prior to digestion.

Attach QC 6010B 03/10/09 - Aqueous
Attach QC 6010B 03/11/09 - Aqueous

3. EPA Method 8260 - VOCs

The continuing calibration verification standard (CCV) (03/09/09 S) had an analyte outside of the 30%D QC acceptance limit. The outlier includes dichlorodifluoromethane (31%).

The Laboratory Control Sample (LCS) (03/09/09 S) had an 8260 list analyte outside of the 70-130% QC acceptance limits. Specific outlier includes dichlorodifluoromethane (131%). This analyte was not detected in the associated samples.

Attach QC 8260 03/09/09 S - Aqueous

4. EPA Method 8270 - SVOCs

Attach QC 8270 03/10/09 - Aqueous




ANALYTICAL REPORT

GZA GeoEnvironmental, Inc.
140 Broadway
Providence, RI 02903

Stephen Andrus - Angela Harvey

Project Name.: **Charbert UIC Quarterly Testing**
Project No.: **03.0032795.33**

Date Received: **03/06/2009**
Date Reported: **03/12/2009**
Work Order No.: **0903-00019**

Data Authorized By: 

NELAC certification, as indicated by the NELAC Lab ID Number, is per analyte. For a complete list of NELAC validated analytes, please contact the laboratory.

Abbreviations:

- % R = % Recovery
- DF = Dilution Factor
- DFS = Dilution Factor Solids
- CF = Calculation Factor
- DO = Diluted Out

Method Key:

- Method 8260: The current version of the method is 8260B.
- Method 8270: The current version of the method is 8270D.
- Method 6010: The current version of the method is 6010B.

Please note that the laboratory signed copy of the chain of custody record is an integral part of the data report.

The laboratory report shall not be reproduced except in full without the written consent of the laboratory.

Soil data is reported on a dry weight basis unless otherwise specified.
Matrix Spike / Matrix Spike Duplicate sets are performed as per method and are reported at the end of the analytical report if assigned on the Chain of Custody.



ANALYTICAL REPORT

GZA GeoEnvironmental, Inc.
 140 Broadway
 Providence, RI 02903

Stephen Andrus - Angela Harvey

Project Name.: **Charbert UIC Quarterly Testing**
 Project No.: **03.0032795.33**

Date Received: **03/06/2009**
 Date Reported: **03/12/2009**
 Work Order No.: **0903-00019**

Sample ID: **MW - 6**
 Sample Date: **03/03/2009**

Sample No.: **001**

Test Performed	Method	Results	Units	Tech	Analysis Date
VOLATILE ORGANICS	EPA 8260			MQS	03/09/2009
Dichlorodifluoromethane	EPA 8260	<2.0	ug/L	MQS	03/09/2009
Chloromethane	EPA 8260	<2.0	ug/L	MQS	03/09/2009
Vinyl Chloride	EPA 8260	<1.0	ug/L	MQS	03/09/2009
Bromomethane	EPA 8260	<2.0	ug/L	MQS	03/09/2009
Chloroethane	EPA 8260	<1.0	ug/L	MQS	03/09/2009
Trichlorofluoromethane	EPA 8260	<2.0	ug/L	MQS	03/09/2009
Diethylether	EPA 8260	<5.0	ug/L	MQS	03/09/2009
Acetone	EPA 8260	<25	ug/L	MQS	03/09/2009
1,1-Dichloroethene	EPA 8260	<1.0	ug/L	MQS	03/09/2009
Dichloromethane	EPA 8260	<2.0	ug/L	MQS	03/09/2009
Methyl-Tert-Butyl-Ether	EPA 8260	<1.0	ug/L	MQS	03/09/2009
trans-1,2-Dichloroethene	EPA 8260	<1.0	ug/L	MQS	03/09/2009
1,1-Dichloroethane	EPA 8260	<1.0	ug/L	MQS	03/09/2009
2-Butanone	EPA 8260	<25	ug/L	MQS	03/09/2009
2,2-Dichloropropane	EPA 8260	<1.0	ug/L	MQS	03/09/2009
cis-1,2-Dichloroethene	EPA 8260	<1.0	ug/L	MQS	03/09/2009
Chloroform	EPA 8260	<1.0	ug/L	MQS	03/09/2009
Bromochloromethane	EPA 8260	<1.0	ug/L	MQS	03/09/2009
Tetrahydrofuran	EPA 8260	<10	ug/L	MQS	03/09/2009
1,1,1-Trichloroethane	EPA 8260	<1.0	ug/L	MQS	03/09/2009
1,1-Dichloropropene	EPA 8260	<1.0	ug/L	MQS	03/09/2009
Carbon Tetrachloride	EPA 8260	<1.0	ug/L	MQS	03/09/2009
1,2-Dichloroethane	EPA 8260	<1.0	ug/L	MQS	03/09/2009
Benzene	EPA 8260	<1.0	ug/L	MQS	03/09/2009
Trichloroethene	EPA 8260	<1.0	ug/L	MQS	03/09/2009
1,2-Dichloropropane	EPA 8260	<1.0	ug/L	MQS	03/09/2009
Bromodichloromethane	EPA 8260	<1.0	ug/L	MQS	03/09/2009
Dibromomethane	EPA 8260	<1.0	ug/L	MQS	03/09/2009
4-Methyl-2-Pentanone	EPA 8260	<25	ug/L	MQS	03/09/2009
cis-1,3-Dichloropropene	EPA 8260	<1.0	ug/L	MQS	03/09/2009
Toluene	EPA 8260	<1.0	ug/L	MQS	03/09/2009
trans-1,3-Dichloropropene	EPA 8260	<2.0	ug/L	MQS	03/09/2009
1,1,2-Trichloroethane	EPA 8260	<1.0	ug/L	MQS	03/09/2009
2-Hexanone	EPA 8260	<25	ug/L	MQS	03/09/2009
1,3-Dichloropropane	EPA 8260	<1.0	ug/L	MQS	03/09/2009
Tetrachloroethene	EPA 8260	<1.0	ug/L	MQS	03/09/2009



ANALYTICAL REPORT

GZA GeoEnvironmental, Inc.
 140 Broadway
 Providence, RI 02903

Stephen Andrus - Angela Harvey

Project Name.: **Charbert UIC Quarterly Testing**
 Project No.: **03.0032795.33**

Date Received: **03/06/2009**
 Date Reported: **03/12/2009**
 Work Order No.: **0903-00019**

Sample ID: **MW - 6**
 Sample Date: **03/03/2009**

Sample No.: **001**

Test Performed	Method	Results	Units	Tech	Analysis Date
Dibromochloromethane	EPA 8260	<1.0	ug/L	MQS	03/09/2009
1,2-Dibromoethane (EDB)	EPA 8260	<2.0	ug/L	MQS	03/09/2009
Chlorobenzene	EPA 8260	<1.0	ug/L	MQS	03/09/2009
1,1,1,2-Tetrachloroethane	EPA 8260	<1.0	ug/L	MQS	03/09/2009
Ethylbenzene	EPA 8260	<1.0	ug/L	MQS	03/09/2009
m&p-Xylene	EPA 8260	<2.0	ug/L	MQS	03/09/2009
o-Xylene	EPA 8260	<1.0	ug/L	MQS	03/09/2009
Styrene	EPA 8260	<1.0	ug/L	MQS	03/09/2009
Bromoform	EPA 8260	<2.0	ug/L	MQS	03/09/2009
Isopropylbenzene	EPA 8260	<1.0	ug/L	MQS	03/09/2009
1,1,2,2-Tetrachloroethane	EPA 8260	<1.0	ug/L	MQS	03/09/2009
1,2,3-Trichloropropane	EPA 8260	<1.0	ug/L	MQS	03/09/2009
Bromobenzene	EPA 8260	<1.0	ug/L	MQS	03/09/2009
N-Propylbenzene	EPA 8260	<1.0	ug/L	MQS	03/09/2009
2-Chlorotoluene	EPA 8260	<1.0	ug/L	MQS	03/09/2009
1,3,5-Trimethylbenzene	EPA 8260	<1.0	ug/L	MQS	03/09/2009
4-Chlorotoluene	EPA 8260	<1.0	ug/L	MQS	03/09/2009
tert-Butylbenzene	EPA 8260	<1.0	ug/L	MQS	03/09/2009
1,2,4-Trimethylbenzene	EPA 8260	<1.0	ug/L	MQS	03/09/2009
sec-Butylbenzene	EPA 8260	<1.0	ug/L	MQS	03/09/2009
p-Isopropyltoluene	EPA 8260	<1.0	ug/L	MQS	03/09/2009
1,3-Dichlorobenzene	EPA 8260	<1.0	ug/L	MQS	03/09/2009
1,4-Dichlorobenzene	EPA 8260	<1.0	ug/L	MQS	03/09/2009
n-Butylbenzene	EPA 8260	<1.0	ug/L	MQS	03/09/2009
1,2-Dichlorobenzene	EPA 8260	<1.0	ug/L	MQS	03/09/2009
1,2-Dibromo-3-Chloropropane	EPA 8260	<5.0	ug/L	MQS	03/09/2009
1,2,4-Trichlorobenzene	EPA 8260	<1.0	ug/L	MQS	03/09/2009
Hexachlorobutadiene	EPA 8260	<1.0	ug/L	MQS	03/09/2009
Naphthalene	EPA 8260	<2.0	ug/L	MQS	03/09/2009
1,2,3-Trichlorobenzene	EPA 8260	<1.0	ug/L	MQS	03/09/2009
Surrogates:	EPA 8260				
***1,2-Dichloroethane-D4	EPA 8260	101	% R	MQS	03/09/2009
***Toluene-D8	EPA 8260	105	% R	MQS	03/09/2009
***4-Bromofluorobenzene	EPA 8260	103	% R	MQS	03/09/2009
Preparation	EPA 5030B	1.0	CF	MQS	03/09/2009
SEMI-VOLATILE ORGANICS	EPA 8270			CMG	03/10/2009
bis(2-Ethylhexyl)Phthalate	EPA 8270	<10	ug/L	CMG	03/10/2009



ANALYTICAL REPORT

GZA GeoEnvironmental, Inc.
 140 Broadway
 Providence, RI 02903

Stephen Andrus - Angela Harvey

Project Name.: **Charbert UIC Quarterly Testing**
 Project No.: **03.0032795.33**

Date Received: **03/06/2009**
 Date Reported: **03/12/2009**
 Work Order No.: **0903-00019**

Sample ID: **MW - 6**

Sample No.: **001**

Sample Date: **03/03/2009**

Test Performed	Method	Results	Units	Tech	Analysis Date
Surrogates:	EPA 8270				
***Nitrobenzene-D5	EPA 8270	35.7	% R	CMG	03/10/2009
***2-Fluorobiphenyl	EPA 8270	36.3	% R	CMG	03/10/2009
***P-Terphenyl-D14	EPA 8270	36.4	% R	CMG	03/10/2009
Extraction	EPA 3510C	1.0	DF	TN	03/10/2009
TOTAL PETROLEUM HYDROCARBON	Mod. EPA 8100			RJD	03/10/2009
Hydrocarbon Content		<200	ug/L	RJD	03/10/2009
Surrogate:					
***p-Terphenyl		50.0	% R	RJD	03/10/2009
Extraction	EPA 3510C	1.0	DF	TN	03/09/2009
TOTAL METALS					
Chromium	EPA 6010B	<0.0050	mg/L	LLZ	03/11/2009



ANALYTICAL REPORT

GZA GeoEnvironmental, Inc.
140 Broadway
Providence, RI 02903

Stephen Andrus - Angela Harvey

Project Name.: **Charbert UIC Quarterly Testing**
Project No.: **03.0032795.33**

Date Received: **03/06/2009**
Date Reported: **03/12/2009**
Work Order No.: **0903-00019**

Sample ID: **MW - 6 / Dissolved Metal**

Sample No.: **002**

Sample Date: **03/03/2009**

Test Performed	Method	Results	Units	Tech	Analysis Date
DISSOLVED METALS					
Chromium	EPA 6010B	<0.0050	mg/L	LLZ	03/10/2009



ANALYTICAL REPORT

GZA GeoEnvironmental, Inc.
 140 Broadway
 Providence, RI 02903

Stephen Andrus - Angela Harvey

Project Name.: **Charbert UIC Quarterly Testing**
 Project No.: **03.0032795.33**

Date Received: **03/06/2009**
 Date Reported: **03/12/2009**
 Work Order No.: **0903-00019**

Sample ID: **MW - 1A**
 Sample Date: **03/04/2009**

Sample No.: **003**

Test Performed	Method	Results	Units	Tech	Analysis Date
VOLATILE ORGANICS	EPA 8260			MQS	03/09/2009
Dichlorodifluoromethane	EPA 8260	<2.0	ug/L	MQS	03/09/2009
Chloromethane	EPA 8260	<2.0	ug/L	MQS	03/09/2009
Vinyl Chloride	EPA 8260	<1.0	ug/L	MQS	03/09/2009
Bromomethane	EPA 8260	<2.0	ug/L	MQS	03/09/2009
Chloroethane	EPA 8260	<1.0	ug/L	MQS	03/09/2009
Trichlorofluoromethane	EPA 8260	<2.0	ug/L	MQS	03/09/2009
Diethylether	EPA 8260	<5.0	ug/L	MQS	03/09/2009
Acetone	EPA 8260	<25	ug/L	MQS	03/09/2009
1,1-Dichloroethene	EPA 8260	<1.0	ug/L	MQS	03/09/2009
Dichloromethane	EPA 8260	<2.0	ug/L	MQS	03/09/2009
Methyl-Tert-Butyl-Ether	EPA 8260	<1.0	ug/L	MQS	03/09/2009
trans-1,2-Dichloroethene	EPA 8260	<1.0	ug/L	MQS	03/09/2009
1,1-Dichloroethane	EPA 8260	<1.0	ug/L	MQS	03/09/2009
2-Butanone	EPA 8260	<25	ug/L	MQS	03/09/2009
2,2-Dichloropropane	EPA 8260	<1.0	ug/L	MQS	03/09/2009
cis-1,2-Dichloroethene	EPA 8260	<1.0	ug/L	MQS	03/09/2009
Chloroform	EPA 8260	<1.0	ug/L	MQS	03/09/2009
Bromochloromethane	EPA 8260	<1.0	ug/L	MQS	03/09/2009
Tetrahydrofuran	EPA 8260	<10	ug/L	MQS	03/09/2009
1,1,1-Trichloroethane	EPA 8260	<1.0	ug/L	MQS	03/09/2009
1,1-Dichloropropene	EPA 8260	<1.0	ug/L	MQS	03/09/2009
Carbon Tetrachloride	EPA 8260	<1.0	ug/L	MQS	03/09/2009
1,2-Dichloroethane	EPA 8260	<1.0	ug/L	MQS	03/09/2009
Benzene	EPA 8260	<1.0	ug/L	MQS	03/09/2009
Trichloroethene	EPA 8260	<1.0	ug/L	MQS	03/09/2009
1,2-Dichloropropane	EPA 8260	<1.0	ug/L	MQS	03/09/2009
Bromodichloromethane	EPA 8260	<1.0	ug/L	MQS	03/09/2009
Dibromomethane	EPA 8260	<1.0	ug/L	MQS	03/09/2009
4-Methyl-2-Pentanone	EPA 8260	<25	ug/L	MQS	03/09/2009
cis-1,3-Dichloropropene	EPA 8260	<1.0	ug/L	MQS	03/09/2009
Toluene	EPA 8260	<1.0	ug/L	MQS	03/09/2009
trans-1,3-Dichloropropene	EPA 8260	<2.0	ug/L	MQS	03/09/2009
1,1,2-Trichloroethane	EPA 8260	<1.0	ug/L	MQS	03/09/2009
2-Hexanone	EPA 8260	<25	ug/L	MQS	03/09/2009
1,3-Dichloropropane	EPA 8260	<1.0	ug/L	MQS	03/09/2009
Tetrachloroethene	EPA 8260	<1.0	ug/L	MQS	03/09/2009



ANALYTICAL REPORT

GZA GeoEnvironmental, Inc.
 140 Broadway
 Providence, RI 02903

Stephen Andrus - Angela Harvey

Project Name.: **Charbert UIC Quarterly Testing**
 Project No.: **03.0032795.33**

Date Received: **03/06/2009**
 Date Reported: **03/12/2009**
 Work Order No.: **0903-00019**

Sample ID: **MW - 1A**
 Sample Date: **03/04/2009**

Sample No.: **003**

Test Performed	Method	Results	Units	Tech	Analysis Date
Dibromochloromethane	EPA 8260	<1.0	ug/L	MQS	03/09/2009
1,2-Dibromoethane (EDB)	EPA 8260	<2.0	ug/L	MQS	03/09/2009
Chlorobenzene	EPA 8260	<1.0	ug/L	MQS	03/09/2009
1,1,1,2-Tetrachloroethane	EPA 8260	<1.0	ug/L	MQS	03/09/2009
Ethylbenzene	EPA 8260	<1.0	ug/L	MQS	03/09/2009
m&p-Xylene	EPA 8260	<2.0	ug/L	MQS	03/09/2009
o-Xylene	EPA 8260	<1.0	ug/L	MQS	03/09/2009
Styrene	EPA 8260	<1.0	ug/L	MQS	03/09/2009
Bromoform	EPA 8260	<2.0	ug/L	MQS	03/09/2009
Isopropylbenzene	EPA 8260	<1.0	ug/L	MQS	03/09/2009
1,1,2,2-Tetrachloroethane	EPA 8260	<1.0	ug/L	MQS	03/09/2009
1,2,3-Trichloropropane	EPA 8260	<1.0	ug/L	MQS	03/09/2009
Bromobenzene	EPA 8260	<1.0	ug/L	MQS	03/09/2009
N-Propylbenzene	EPA 8260	<1.0	ug/L	MQS	03/09/2009
2-Chlorotoluene	EPA 8260	<1.0	ug/L	MQS	03/09/2009
1,3,5-Trimethylbenzene	EPA 8260	<1.0	ug/L	MQS	03/09/2009
4-Chlorotoluene	EPA 8260	<1.0	ug/L	MQS	03/09/2009
tert-Butylbenzene	EPA 8260	<1.0	ug/L	MQS	03/09/2009
1,2,4-Trimethylbenzene	EPA 8260	<1.0	ug/L	MQS	03/09/2009
sec-Butylbenzene	EPA 8260	<1.0	ug/L	MQS	03/09/2009
p-Isopropyltoluene	EPA 8260	<1.0	ug/L	MQS	03/09/2009
1,3-Dichlorobenzene	EPA 8260	<1.0	ug/L	MQS	03/09/2009
1,4-Dichlorobenzene	EPA 8260	<1.0	ug/L	MQS	03/09/2009
n-Butylbenzene	EPA 8260	<1.0	ug/L	MQS	03/09/2009
1,2-Dichlorobenzene	EPA 8260	<1.0	ug/L	MQS	03/09/2009
1,2-Dibromo-3-Chloropropane	EPA 8260	<5.0	ug/L	MQS	03/09/2009
1,2,4-Trichlorobenzene	EPA 8260	<1.0	ug/L	MQS	03/09/2009
Hexachlorobutadiene	EPA 8260	<1.0	ug/L	MQS	03/09/2009
Naphthalene	EPA 8260	<2.0	ug/L	MQS	03/09/2009
1,2,3-Trichlorobenzene	EPA 8260	<1.0	ug/L	MQS	03/09/2009
Surrogates:	EPA 8260				
***1,2-Dichloroethane-D4	EPA 8260	97.8	% R	MQS	03/09/2009
***Toluene-D8	EPA 8260	104	% R	MQS	03/09/2009
***4-Bromofluorobenzene	EPA 8260	104	% R	MQS	03/09/2009
Preparation	EPA 5030B	1.0	CF	MQS	03/09/2009
SEMI-VOLATILE ORGANICS	EPA 8270			CMG	03/11/2009
bis(2-Ethylhexyl)Phthalate	EPA 8270	<10	ug/L	CMG	03/11/2009



ANALYTICAL REPORT

GZA GeoEnvironmental, Inc.
 140 Broadway
 Providence, RI 02903

Stephen Andrus - Angela Harvey

Project Name.: **Charbert UIC Quarterly Testing**
 Project No.: **03.0032795.33**

Date Received: **03/06/2009**
 Date Reported: **03/12/2009**
 Work Order No.: **0903-00019**

Sample ID: **MW - 1A**
 Sample Date: **03/04/2009**

Sample No.: **003**

Test Performed	Method	Results	Units	Tech	Analysis Date
Surrogates:	EPA 8270				
***Nitrobenzene-D5	EPA 8270	60.0	% R	CMG	03/11/2009
***2-Fluorobiphenyl	EPA 8270	58.3	% R	CMG	03/11/2009
***P-Terphenyl-D14	EPA 8270	83.3	% R	CMG	03/11/2009
Extraction	EPA 3510C	1.0	DF	TN	03/10/2009
TOTAL PETROLEUM HYDROCARBON	Mod. EPA 8100			RJD	03/10/2009
Hydrocarbon Content		1900	ug/L	RJD	03/10/2009
Surrogate:					
***p-Terphenyl		70.8	% R	RJD	03/10/2009
Extraction	EPA 3510C	1.0	DF	TN	03/09/2009
TOTAL METALS					
Chromium	EPA 6010B	0.023	mg/L	LLZ	03/10/2009



ANALYTICAL REPORT

GZA GeoEnvironmental, Inc.
 140 Broadway
 Providence, RI 02903

Stephen Andrus - Angela Harvey

Project Name.: **Charbert UIC Quarterly Testing**
 Project No.: **03.0032795.33**

Date Received: **03/06/2009**
 Date Reported: **03/12/2009**
 Work Order No.: **0903-00019**

Sample ID: **MW - 1A / Dissolved Metal**

Sample No.: **004**

Sample Date: **03/04/2009**

Test Performed	Method	Results	Units	Tech	Analysis Date
DISSOLVED METALS Chromium	EPA 6010B	0.010	mg/L	LLZ	03/10/2009



ANALYTICAL REPORT

GZA GeoEnvironmental, Inc.
 140 Broadway
 Providence, RI 02903

Stephen Andrus - Angela Harvey

Project Name.: **Charbert UIC Quarterly Testing**
 Project No.: **03.0032795.33**

Date Received: **03/06/2009**
 Date Reported: **03/12/2009**
 Work Order No.: **0903-00019**

Sample ID: **MW - 2A**
 Sample Date: **03/03/2009**

Sample No.: **005**

Test Performed	Method	Results	Units	Tech	Analysis Date
VOLATILE ORGANICS	EPA 8260			MQS	03/09/2009
Dichlorodifluoromethane	EPA 8260	<2.0	ug/L	MQS	03/09/2009
Chloromethane	EPA 8260	<2.0	ug/L	MQS	03/09/2009
Vinyl Chloride	EPA 8260	<1.0	ug/L	MQS	03/09/2009
Bromomethane	EPA 8260	<2.0	ug/L	MQS	03/09/2009
Chloroethane	EPA 8260	<1.0	ug/L	MQS	03/09/2009
Trichlorofluoromethane	EPA 8260	<2.0	ug/L	MQS	03/09/2009
Diethylether	EPA 8260	<5.0	ug/L	MQS	03/09/2009
Acetone	EPA 8260	<25	ug/L	MQS	03/09/2009
1,1-Dichloroethene	EPA 8260	<1.0	ug/L	MQS	03/09/2009
Dichloromethane	EPA 8260	<2.0	ug/L	MQS	03/09/2009
Methyl-Tert-Butyl-Ether	EPA 8260	<1.0	ug/L	MQS	03/09/2009
trans-1,2-Dichloroethene	EPA 8260	<1.0	ug/L	MQS	03/09/2009
1,1-Dichloroethane	EPA 8260	<1.0	ug/L	MQS	03/09/2009
2-Butanone	EPA 8260	<25	ug/L	MQS	03/09/2009
2,2-Dichloropropane	EPA 8260	<1.0	ug/L	MQS	03/09/2009
cis-1,2-Dichloroethene	EPA 8260	<1.0	ug/L	MQS	03/09/2009
Chloroform	EPA 8260	<1.0	ug/L	MQS	03/09/2009
Bromochloromethane	EPA 8260	<1.0	ug/L	MQS	03/09/2009
Tetrahydrofuran	EPA 8260	<10	ug/L	MQS	03/09/2009
1,1,1-Trichloroethane	EPA 8260	<1.0	ug/L	MQS	03/09/2009
1,1-Dichloropropene	EPA 8260	<1.0	ug/L	MQS	03/09/2009
Carbon Tetrachloride	EPA 8260	<1.0	ug/L	MQS	03/09/2009
1,2-Dichloroethane	EPA 8260	<1.0	ug/L	MQS	03/09/2009
Benzene	EPA 8260	<1.0	ug/L	MQS	03/09/2009
Trichloroethene	EPA 8260	<1.0	ug/L	MQS	03/09/2009
1,2-Dichloropropane	EPA 8260	<1.0	ug/L	MQS	03/09/2009
Bromodichloromethane	EPA 8260	<1.0	ug/L	MQS	03/09/2009
Dibromomethane	EPA 8260	<1.0	ug/L	MQS	03/09/2009
4-Methyl-2-Pentanone	EPA 8260	<25	ug/L	MQS	03/09/2009
cis-1,3-Dichloropropene	EPA 8260	<1.0	ug/L	MQS	03/09/2009
Toluene	EPA 8260	<1.0	ug/L	MQS	03/09/2009
trans-1,3-Dichloropropene	EPA 8260	<2.0	ug/L	MQS	03/09/2009
1,1,2-Trichloroethane	EPA 8260	<1.0	ug/L	MQS	03/09/2009
2-Hexanone	EPA 8260	<25	ug/L	MQS	03/09/2009
1,3-Dichloropropane	EPA 8260	<1.0	ug/L	MQS	03/09/2009
Tetrachloroethene	EPA 8260	<1.0	ug/L	MQS	03/09/2009



ANALYTICAL REPORT

GZA GeoEnvironmental, Inc.
 140 Broadway
 Providence, RI 02903

Stephen Andrus - Angela Harvey

Project Name.: **Charbert UIC Quarterly Testing**
 Project No.: **03.0032795.33**

Date Received: **03/06/2009**
 Date Reported: **03/12/2009**
 Work Order No.: **0903-00019**

Sample ID: **MW - 2A**
 Sample Date: **03/03/2009**

Sample No.: **005**

Test Performed	Method	Results	Units	Tech	Analysis Date
Dibromochloromethane	EPA 8260	<1.0	ug/L	MQS	03/09/2009
1,2-Dibromoethane (EDB)	EPA 8260	<2.0	ug/L	MQS	03/09/2009
Chlorobenzene	EPA 8260	<1.0	ug/L	MQS	03/09/2009
1,1,1,2-Tetrachloroethane	EPA 8260	<1.0	ug/L	MQS	03/09/2009
Ethylbenzene	EPA 8260	<1.0	ug/L	MQS	03/09/2009
m&p-Xylene	EPA 8260	<2.0	ug/L	MQS	03/09/2009
o-Xylene	EPA 8260	<1.0	ug/L	MQS	03/09/2009
Styrene	EPA 8260	<1.0	ug/L	MQS	03/09/2009
Bromoform	EPA 8260	<2.0	ug/L	MQS	03/09/2009
Isopropylbenzene	EPA 8260	<1.0	ug/L	MQS	03/09/2009
1,1,2,2-Tetrachloroethane	EPA 8260	<1.0	ug/L	MQS	03/09/2009
1,2,3-Trichloropropane	EPA 8260	<1.0	ug/L	MQS	03/09/2009
Bromobenzene	EPA 8260	<1.0	ug/L	MQS	03/09/2009
N-Propylbenzene	EPA 8260	<1.0	ug/L	MQS	03/09/2009
2-Chlorotoluene	EPA 8260	<1.0	ug/L	MQS	03/09/2009
1,3,5-Trimethylbenzene	EPA 8260	<1.0	ug/L	MQS	03/09/2009
4-Chlorotoluene	EPA 8260	<1.0	ug/L	MQS	03/09/2009
tert-Butylbenzene	EPA 8260	<1.0	ug/L	MQS	03/09/2009
1,2,4-Trimethylbenzene	EPA 8260	<1.0	ug/L	MQS	03/09/2009
sec-Butylbenzene	EPA 8260	<1.0	ug/L	MQS	03/09/2009
p-Isopropyltoluene	EPA 8260	<1.0	ug/L	MQS	03/09/2009
1,3-Dichlorobenzene	EPA 8260	<1.0	ug/L	MQS	03/09/2009
1,4-Dichlorobenzene	EPA 8260	<1.0	ug/L	MQS	03/09/2009
n-Butylbenzene	EPA 8260	<1.0	ug/L	MQS	03/09/2009
1,2-Dichlorobenzene	EPA 8260	<1.0	ug/L	MQS	03/09/2009
1,2-Dibromo-3-Chloropropane	EPA 8260	<5.0	ug/L	MQS	03/09/2009
1,2,4-Trichlorobenzene	EPA 8260	<1.0	ug/L	MQS	03/09/2009
Hexachlorobutadiene	EPA 8260	<1.0	ug/L	MQS	03/09/2009
Naphthalene	EPA 8260	<2.0	ug/L	MQS	03/09/2009
1,2,3-Trichlorobenzene	EPA 8260	<1.0	ug/L	MQS	03/09/2009
Surrogates:	EPA 8260				
***1,2-Dichloroethane-D4	EPA 8260	104	% R	MQS	03/09/2009
***Toluene-D8	EPA 8260	104	% R	MQS	03/09/2009
***4-Bromofluorobenzene	EPA 8260	103	% R	MQS	03/09/2009
Preparation	EPA 5030B	1.0	CF	MQS	03/09/2009
TOTAL PETROLEUM HYDROCARBON	Mod. EPA 8100			RJD	03/10/2009
Hydrocarbon Content		5600	ug/L	RJD	03/10/2009



ANALYTICAL REPORT

GZA GeoEnvironmental, Inc.
 140 Broadway
 Providence, RI 02903

Stephen Andrus - Angela Harvey

Project Name.: **Charbert UIC Quarterly Testing**
 Project No.: **03.0032795.33**

Date Received: **03/06/2009**
 Date Reported: **03/12/2009**
 Work Order No.: **0903-00019**

Sample ID: **MW - 2A**
 Sample Date: **03/03/2009**

Sample No.: **005**

Test Performed	Method	Results	Units	Tech	Analysis Date
Surrogate:					
***p-Terphenyl		97.0	% R	RJD	03/10/2009
Extraction	EPA 3510C	1.0	DF	TN	03/09/2009
TOTAL METALS					
Chromium	EPA 6010B	0.013	mg/L	LLZ	03/10/2009
SEMI-VOLATILE ORGANICS	EPA 8270			CMG	03/11/2009
bis(2-Ethylhexyl)Phthalate	EPA 8270	<10	ug/L	CMG	03/11/2009
Surrogates:	EPA 8270				
***Nitrobenzene-D5	EPA 8270	61.7	% R	CMG	03/11/2009
***2-Fluorobiphenyl	EPA 8270	61.4	% R	CMG	03/11/2009
***P-Terphenyl-D14	EPA 8270	70.6	% R	CMG	03/11/2009
Extraction	EPA 3510C	1.0	DF	TN	03/10/2009



ANALYTICAL REPORT

GZA GeoEnvironmental, Inc.
140 Broadway
Providence, RI 02903

Stephen Andrus - Angela Harvey

Project Name.: **Charbert UIC Quarterly Testing**
Project No.: **03.0032795.33**

Date Received: **03/06/2009**
Date Reported: **03/12/2009**
Work Order No.: **0903-00019**

Sample ID: **MW - 2A / Dissolved Metal**
Sample Date: **03/03/2009**

Sample No.: **006**

Test Performed	Method	Results	Units	Tech	Analysis Date
DISSOLVED METALS Chromium	EPA 6010B	0.0077	mg/L	LLZ	03/10/2009



ANALYTICAL REPORT

GZA GeoEnvironmental, Inc.
 140 Broadway
 Providence, RI 02903

Stephen Andrus - Angela Harvey

Project Name.: **Charbert UIC Quarterly Testing**
 Project No.: **03.0032795.33**

Date Received: **03/06/2009**
 Date Reported: **03/12/2009**
 Work Order No.: **0903-00019**

Sample ID: **MW - 3**
 Sample Date: **03/03/2009**

Sample No.: **007**

Test Performed	Method	Results	Units	Tech	Analysis Date
VOLATILE ORGANICS	EPA 8260			MQS	03/09/2009
Dichlorodifluoromethane	EPA 8260	<2.0	ug/L	MQS	03/09/2009
Chloromethane	EPA 8260	<2.0	ug/L	MQS	03/09/2009
Vinyl Chloride	EPA 8260	<1.0	ug/L	MQS	03/09/2009
Bromomethane	EPA 8260	<2.0	ug/L	MQS	03/09/2009
Chloroethane	EPA 8260	<1.0	ug/L	MQS	03/09/2009
Trichlorofluoromethane	EPA 8260	<2.0	ug/L	MQS	03/09/2009
Diethylether	EPA 8260	<5.0	ug/L	MQS	03/09/2009
Acetone	EPA 8260	<25	ug/L	MQS	03/09/2009
1,1-Dichloroethene	EPA 8260	<1.0	ug/L	MQS	03/09/2009
Dichloromethane	EPA 8260	<2.0	ug/L	MQS	03/09/2009
Methyl-Tert-Butyl-Ether	EPA 8260	<1.0	ug/L	MQS	03/09/2009
trans-1,2-Dichloroethene	EPA 8260	<1.0	ug/L	MQS	03/09/2009
1,1-Dichloroethane	EPA 8260	<1.0	ug/L	MQS	03/09/2009
2-Butanone	EPA 8260	<25	ug/L	MQS	03/09/2009
2,2-Dichloropropane	EPA 8260	<1.0	ug/L	MQS	03/09/2009
cis-1,2-Dichloroethene	EPA 8260	<1.0	ug/L	MQS	03/09/2009
Chloroform	EPA 8260	<1.0	ug/L	MQS	03/09/2009
Bromochloromethane	EPA 8260	<1.0	ug/L	MQS	03/09/2009
Tetrahydrofuran	EPA 8260	<10	ug/L	MQS	03/09/2009
1,1,1-Trichloroethane	EPA 8260	<1.0	ug/L	MQS	03/09/2009
1,1-Dichloropropene	EPA 8260	<1.0	ug/L	MQS	03/09/2009
Carbon Tetrachloride	EPA 8260	<1.0	ug/L	MQS	03/09/2009
1,2-Dichloroethane	EPA 8260	<1.0	ug/L	MQS	03/09/2009
Benzene	EPA 8260	<1.0	ug/L	MQS	03/09/2009
Trichloroethene	EPA 8260	<1.0	ug/L	MQS	03/09/2009
1,2-Dichloropropane	EPA 8260	<1.0	ug/L	MQS	03/09/2009
Bromodichloromethane	EPA 8260	<1.0	ug/L	MQS	03/09/2009
Dibromomethane	EPA 8260	<1.0	ug/L	MQS	03/09/2009
4-Methyl-2-Pentanone	EPA 8260	<25	ug/L	MQS	03/09/2009
cis-1,3-Dichloropropene	EPA 8260	<1.0	ug/L	MQS	03/09/2009
Toluene	EPA 8260	<1.0	ug/L	MQS	03/09/2009
trans-1,3-Dichloropropene	EPA 8260	<2.0	ug/L	MQS	03/09/2009
1,1,2-Trichloroethane	EPA 8260	<1.0	ug/L	MQS	03/09/2009
2-Hexanone	EPA 8260	<25	ug/L	MQS	03/09/2009
1,3-Dichloropropane	EPA 8260	<1.0	ug/L	MQS	03/09/2009
Tetrachloroethene	EPA 8260	<1.0	ug/L	MQS	03/09/2009



ANALYTICAL REPORT

GZA GeoEnvironmental, Inc.
 140 Broadway
 Providence, RI 02903

Stephen Andrus - Angela Harvey

Project Name.: **Charbert UIC Quarterly Testing**
 Project No.: **03.0032795.33**

Date Received: **03/06/2009**
 Date Reported: **03/12/2009**
 Work Order No.: **0903-00019**

Sample ID: **MW - 3**
 Sample Date: **03/03/2009**

Sample No.: **007**

Test Performed	Method	Results	Units	Tech	Analysis Date
Dibromochloromethane	EPA 8260	<1.0	ug/L	MQS	03/09/2009
1,2-Dibromoethane (EDB)	EPA 8260	<2.0	ug/L	MQS	03/09/2009
Chlorobenzene	EPA 8260	<1.0	ug/L	MQS	03/09/2009
1,1,1,2-Tetrachloroethane	EPA 8260	<1.0	ug/L	MQS	03/09/2009
Ethylbenzene	EPA 8260	<1.0	ug/L	MQS	03/09/2009
m&p-Xylene	EPA 8260	<2.0	ug/L	MQS	03/09/2009
o-Xylene	EPA 8260	<1.0	ug/L	MQS	03/09/2009
Styrene	EPA 8260	<1.0	ug/L	MQS	03/09/2009
Bromoform	EPA 8260	<2.0	ug/L	MQS	03/09/2009
Isopropylbenzene	EPA 8260	<1.0	ug/L	MQS	03/09/2009
1,1,2,2-Tetrachloroethane	EPA 8260	<1.0	ug/L	MQS	03/09/2009
1,2,3-Trichloropropane	EPA 8260	<1.0	ug/L	MQS	03/09/2009
Bromobenzene	EPA 8260	<1.0	ug/L	MQS	03/09/2009
N-Propylbenzene	EPA 8260	<1.0	ug/L	MQS	03/09/2009
2-Chlorotoluene	EPA 8260	<1.0	ug/L	MQS	03/09/2009
1,3,5-Trimethylbenzene	EPA 8260	<1.0	ug/L	MQS	03/09/2009
4-Chlorotoluene	EPA 8260	<1.0	ug/L	MQS	03/09/2009
tert-Butylbenzene	EPA 8260	<1.0	ug/L	MQS	03/09/2009
1,2,4-Trimethylbenzene	EPA 8260	<1.0	ug/L	MQS	03/09/2009
sec-Butylbenzene	EPA 8260	<1.0	ug/L	MQS	03/09/2009
p-Isopropyltoluene	EPA 8260	<1.0	ug/L	MQS	03/09/2009
1,3-Dichlorobenzene	EPA 8260	<1.0	ug/L	MQS	03/09/2009
1,4-Dichlorobenzene	EPA 8260	<1.0	ug/L	MQS	03/09/2009
n-Butylbenzene	EPA 8260	<1.0	ug/L	MQS	03/09/2009
1,2-Dichlorobenzene	EPA 8260	<1.0	ug/L	MQS	03/09/2009
1,2-Dibromo-3-Chloropropane	EPA 8260	<5.0	ug/L	MQS	03/09/2009
1,2,4-Trichlorobenzene	EPA 8260	<1.0	ug/L	MQS	03/09/2009
Hexachlorobutadiene	EPA 8260	<1.0	ug/L	MQS	03/09/2009
Naphthalene	EPA 8260	<2.0	ug/L	MQS	03/09/2009
1,2,3-Trichlorobenzene	EPA 8260	<1.0	ug/L	MQS	03/09/2009
Surrogates:	EPA 8260				
***1,2-Dichloroethane-D4	EPA 8260	98.4	% R	MQS	03/09/2009
***Toluene-D8	EPA 8260	104	% R	MQS	03/09/2009
***4-Bromofluorobenzene	EPA 8260	102	% R	MQS	03/09/2009
Preparation	EPA 5030B	1.0	CF	MQS	03/09/2009
SEMI-VOLATILE ORGANICS	EPA 8270			CMG	03/11/2009
bis(2-Ethylhexyl)Phthalate	EPA 8270	<10	ug/L	CMG	03/11/2009



ANALYTICAL REPORT

GZA GeoEnvironmental, Inc.
 140 Broadway
 Providence, RI 02903

Stephen Andrus - Angela Harvey

Project Name.: **Charbert UIC Quarterly Testing**
 Project No.: **03.0032795.33**

Date Received: **03/06/2009**
 Date Reported: **03/12/2009**
 Work Order No.: **0903-00019**

Sample ID: **MW - 3**
 Sample Date: **03/03/2009**

Sample No.: **007**

Test Performed	Method	Results	Units	Tech	Analysis Date
Surrogates:	EPA 8270				
***Nitrobenzene-D5	EPA 8270	58.1	% R	CMG	03/11/2009
***2-Fluorobiphenyl	EPA 8270	63.1	% R	CMG	03/11/2009
***P-Terphenyl-D14	EPA 8270	70.7	% R	CMG	03/11/2009
Extraction	EPA 3510C	1.0	DF	TN	03/10/2009
TOTAL PETROLEUM HYDROCARBON	Mod. EPA 8100			RJD	03/10/2009
Hydrocarbon Content		3000	ug/L	RJD	03/10/2009
Surrogate:					
***p-Terphenyl		88.7	% R	RJD	03/10/2009
Extraction	EPA 3510C	1.0	DF	TN	03/09/2009
TOTAL METALS					
Chromium	EPA 6010B	0.0079	mg/L	LLZ	03/10/2009



ANALYTICAL REPORT

GZA GeoEnvironmental, Inc.
 140 Broadway
 Providence, RI 02903

Stephen Andrus - Angela Harvey

Project Name.: **Charbert UIC Quarterly Testing**
 Project No.: **03.0032795.33**

Date Received: **03/06/2009**
 Date Reported: **03/12/2009**
 Work Order No.: **0903-00019**

Sample ID: **MW - 3 / Dissolved Metal**
 Sample Date: **03/03/2009**

Sample No.: **008**

Test Performed	Method	Results	Units	Tech	Analysis Date
DISSOLVED METALS Chromium	EPA 6010B	0.0061	mg/L	LLZ	03/10/2009



ANALYTICAL REPORT

GZA GeoEnvironmental, Inc.
 140 Broadway
 Providence, RI 02903

Stephen Andrus - Angela Harvey

Project Name.: **Charbert UIC Quarterly Testing**
 Project No.: **03.0032795.33**

Date Received: **03/06/2009**
 Date Reported: **03/12/2009**
 Work Order No.: **0903-00019**

Sample ID: **MW - 4A**
 Sample Date: **03/03/2009**

Sample No.: **009**

Test Performed	Method	Results	Units	Tech	Analysis Date
VOLATILE ORGANICS	EPA 8260			MQS	03/09/2009
Dichlorodifluoromethane	EPA 8260	<2.0	ug/L	MQS	03/09/2009
Chloromethane	EPA 8260	<2.0	ug/L	MQS	03/09/2009
Vinyl Chloride	EPA 8260	<1.0	ug/L	MQS	03/09/2009
Bromomethane	EPA 8260	<2.0	ug/L	MQS	03/09/2009
Chloroethane	EPA 8260	<1.0	ug/L	MQS	03/09/2009
Trichlorofluoromethane	EPA 8260	<2.0	ug/L	MQS	03/09/2009
Diethylether	EPA 8260	<5.0	ug/L	MQS	03/09/2009
Acetone	EPA 8260	<25	ug/L	MQS	03/09/2009
1,1-Dichloroethene	EPA 8260	<1.0	ug/L	MQS	03/09/2009
Dichloromethane	EPA 8260	<2.0	ug/L	MQS	03/09/2009
Methyl-Tert-Butyl-Ether	EPA 8260	<1.0	ug/L	MQS	03/09/2009
trans-1,2-Dichloroethene	EPA 8260	<1.0	ug/L	MQS	03/09/2009
1,1-Dichloroethane	EPA 8260	<1.0	ug/L	MQS	03/09/2009
2-Butanone	EPA 8260	<25	ug/L	MQS	03/09/2009
2,2-Dichloropropane	EPA 8260	<1.0	ug/L	MQS	03/09/2009
cis-1,2-Dichloroethene	EPA 8260	<1.0	ug/L	MQS	03/09/2009
Chloroform	EPA 8260	<1.0	ug/L	MQS	03/09/2009
Bromochloromethane	EPA 8260	<1.0	ug/L	MQS	03/09/2009
Tetrahydrofuran	EPA 8260	<10	ug/L	MQS	03/09/2009
1,1,1-Trichloroethane	EPA 8260	<1.0	ug/L	MQS	03/09/2009
1,1-Dichloropropene	EPA 8260	<1.0	ug/L	MQS	03/09/2009
Carbon Tetrachloride	EPA 8260	<1.0	ug/L	MQS	03/09/2009
1,2-Dichloroethane	EPA 8260	<1.0	ug/L	MQS	03/09/2009
Benzene	EPA 8260	<1.0	ug/L	MQS	03/09/2009
Trichloroethene	EPA 8260	<1.0	ug/L	MQS	03/09/2009
1,2-Dichloropropane	EPA 8260	<1.0	ug/L	MQS	03/09/2009
Bromodichloromethane	EPA 8260	<1.0	ug/L	MQS	03/09/2009
Dibromomethane	EPA 8260	<1.0	ug/L	MQS	03/09/2009
4-Methyl-2-Pentanone	EPA 8260	<25	ug/L	MQS	03/09/2009
cis-1,3-Dichloropropene	EPA 8260	<1.0	ug/L	MQS	03/09/2009
Toluene	EPA 8260	<1.0	ug/L	MQS	03/09/2009
trans-1,3-Dichloropropene	EPA 8260	<2.0	ug/L	MQS	03/09/2009
1,1,2-Trichloroethane	EPA 8260	<1.0	ug/L	MQS	03/09/2009
2-Hexanone	EPA 8260	<25	ug/L	MQS	03/09/2009
1,3-Dichloropropane	EPA 8260	<1.0	ug/L	MQS	03/09/2009
Tetrachloroethene	EPA 8260	<1.0	ug/L	MQS	03/09/2009



ANALYTICAL REPORT

GZA GeoEnvironmental, Inc.
 140 Broadway
 Providence, RI 02903

Stephen Andrus - Angela Harvey

Project Name.: **Charbert UIC Quarterly Testing**
 Project No.: **03.0032795.33**

Date Received: **03/06/2009**
 Date Reported: **03/12/2009**
 Work Order No.: **0903-00019**

Sample ID: **MW - 4A**
 Sample Date: **03/03/2009**

Sample No.: **009**

Test Performed	Method	Results	Units	Tech	Analysis Date
Dibromochloromethane	EPA 8260	<1.0	ug/L	MQS	03/09/2009
1,2-Dibromoethane (EDB)	EPA 8260	<2.0	ug/L	MQS	03/09/2009
Chlorobenzene	EPA 8260	<1.0	ug/L	MQS	03/09/2009
1,1,1,2-Tetrachloroethane	EPA 8260	<1.0	ug/L	MQS	03/09/2009
Ethylbenzene	EPA 8260	<1.0	ug/L	MQS	03/09/2009
m&p-Xylene	EPA 8260	<2.0	ug/L	MQS	03/09/2009
o-Xylene	EPA 8260	<1.0	ug/L	MQS	03/09/2009
Styrene	EPA 8260	<1.0	ug/L	MQS	03/09/2009
Bromoform	EPA 8260	<2.0	ug/L	MQS	03/09/2009
Isopropylbenzene	EPA 8260	<1.0	ug/L	MQS	03/09/2009
1,1,2,2-Tetrachloroethane	EPA 8260	<1.0	ug/L	MQS	03/09/2009
1,2,3-Trichloropropane	EPA 8260	<1.0	ug/L	MQS	03/09/2009
Bromobenzene	EPA 8260	<1.0	ug/L	MQS	03/09/2009
N-Propylbenzene	EPA 8260	<1.0	ug/L	MQS	03/09/2009
2-Chlorotoluene	EPA 8260	<1.0	ug/L	MQS	03/09/2009
1,3,5-Trimethylbenzene	EPA 8260	<1.0	ug/L	MQS	03/09/2009
4-Chlorotoluene	EPA 8260	<1.0	ug/L	MQS	03/09/2009
tert-Butylbenzene	EPA 8260	<1.0	ug/L	MQS	03/09/2009
1,2,4-Trimethylbenzene	EPA 8260	<1.0	ug/L	MQS	03/09/2009
sec-Butylbenzene	EPA 8260	<1.0	ug/L	MQS	03/09/2009
p-Isopropyltoluene	EPA 8260	<1.0	ug/L	MQS	03/09/2009
1,3-Dichlorobenzene	EPA 8260	<1.0	ug/L	MQS	03/09/2009
1,4-Dichlorobenzene	EPA 8260	<1.0	ug/L	MQS	03/09/2009
n-Butylbenzene	EPA 8260	<1.0	ug/L	MQS	03/09/2009
1,2-Dichlorobenzene	EPA 8260	<1.0	ug/L	MQS	03/09/2009
1,2-Dibromo-3-Chloropropane	EPA 8260	<5.0	ug/L	MQS	03/09/2009
1,2,4-Trichlorobenzene	EPA 8260	<1.0	ug/L	MQS	03/09/2009
Hexachlorobutadiene	EPA 8260	<1.0	ug/L	MQS	03/09/2009
Naphthalene	EPA 8260	<2.0	ug/L	MQS	03/09/2009
1,2,3-Trichlorobenzene	EPA 8260	<1.0	ug/L	MQS	03/09/2009
Surrogates:	EPA 8260				
***1,2-Dichloroethane-D4	EPA 8260	104	% R	MQS	03/09/2009
***Toluene-D8	EPA 8260	103	% R	MQS	03/09/2009
***4-Bromofluorobenzene	EPA 8260	104	% R	MQS	03/09/2009
Preparation	EPA 5030B	1.0	CF	MQS	03/09/2009
SEMI-VOLATILE ORGANICS	EPA 8270			CMG	03/11/2009
bis(2-Ethylhexyl)Phthalate	EPA 8270	<10	ug/L	CMG	03/11/2009



ANALYTICAL REPORT

GZA GeoEnvironmental, Inc.
 140 Broadway
 Providence, RI 02903

Stephen Andrus - Angela Harvey

Project Name.: **Charbert UIC Quarterly Testing**
 Project No.: **03.0032795.33**

Date Received: **03/06/2009**
 Date Reported: **03/12/2009**
 Work Order No.: **0903-00019**

Sample ID: **MW - 4A**
 Sample Date: **03/03/2009**

Sample No.: **009**

Test Performed	Method	Results	Units	Tech	Analysis Date
Surrogates:	EPA 8270				
***Nitrobenzene-D5	EPA 8270	67.6	% R	CMG	03/11/2009
***2-Fluorobiphenyl	EPA 8270	68.9	% R	CMG	03/11/2009
***P-Terphenyl-D14	EPA 8270	78.6	% R	CMG	03/11/2009
Extraction	EPA 3510C	1.0	DF	TN	03/10/2009
TOTAL PETROLEUM HYDROCARBON	Mod. EPA 8100			RJD	03/10/2009
Hydrocarbon Content		6400	ug/L	RJD	03/10/2009
Surrogate:					
***p-Terphenyl		91.0	% R	RJD	03/10/2009
Extraction	EPA 3510C	1.0	DF	TN	03/09/2009
TOTAL METALS					
Chromium	EPA 6010B	0.013	mg/L	LLZ	03/11/2009



ANALYTICAL REPORT

GZA GeoEnvironmental, Inc.
 140 Broadway
 Providence, RI 02903

Stephen Andrus - Angela Harvey

Project Name.: **Charbert UIC Quarterly Testing**
 Project No.: **03.0032795.33**

Date Received: **03/06/2009**
 Date Reported: **03/12/2009**
 Work Order No.: **0903-00019**

Sample ID: **MW - 4A / Dissolved Metal**

Sample No.: **010**

Sample Date: **03/03/2009**

Test Performed	Method	Results	Units	Tech	Analysis Date
DISSOLVED METALS Chromium	EPA 6010B	0.0099	mg/L	LLZ	03/10/2009



ANALYTICAL REPORT

GZA GeoEnvironmental, Inc.
 140 Broadway
 Providence, RI 02903

Stephen Andrus - Angela Harvey

Project Name.: **Charbert UIC Quarterly Testing**
 Project No.: **03.0032795.33**

Date Received: **03/06/2009**
 Date Reported: **03/12/2009**
 Work Order No.: **0903-00019**

Sample ID: **MW - 5B**
 Sample Date: **03/03/2009**

Sample No.: **011**

Test Performed	Method	Results	Units	Tech	Analysis Date
VOLATILE ORGANICS	EPA 8260			MQS	03/09/2009
Dichlorodifluoromethane	EPA 8260	<2.0	ug/L	MQS	03/09/2009
Chloromethane	EPA 8260	<2.0	ug/L	MQS	03/09/2009
Vinyl Chloride	EPA 8260	<1.0	ug/L	MQS	03/09/2009
Bromomethane	EPA 8260	<2.0	ug/L	MQS	03/09/2009
Chloroethane	EPA 8260	<1.0	ug/L	MQS	03/09/2009
Trichlorofluoromethane	EPA 8260	<2.0	ug/L	MQS	03/09/2009
Diethylether	EPA 8260	<5.0	ug/L	MQS	03/09/2009
Acetone	EPA 8260	<25	ug/L	MQS	03/09/2009
1,1-Dichloroethene	EPA 8260	<1.0	ug/L	MQS	03/09/2009
Dichloromethane	EPA 8260	<2.0	ug/L	MQS	03/09/2009
Methyl-Tert-Butyl-Ether	EPA 8260	<1.0	ug/L	MQS	03/09/2009
trans-1,2-Dichloroethene	EPA 8260	<1.0	ug/L	MQS	03/09/2009
1,1-Dichloroethane	EPA 8260	<1.0	ug/L	MQS	03/09/2009
2-Butanone	EPA 8260	<25	ug/L	MQS	03/09/2009
2,2-Dichloropropane	EPA 8260	<1.0	ug/L	MQS	03/09/2009
cis-1,2-Dichloroethene	EPA 8260	<1.0	ug/L	MQS	03/09/2009
Chloroform	EPA 8260	<1.0	ug/L	MQS	03/09/2009
Bromochloromethane	EPA 8260	<1.0	ug/L	MQS	03/09/2009
Tetrahydrofuran	EPA 8260	<10	ug/L	MQS	03/09/2009
1,1,1-Trichloroethane	EPA 8260	<1.0	ug/L	MQS	03/09/2009
1,1-Dichloropropene	EPA 8260	<1.0	ug/L	MQS	03/09/2009
Carbon Tetrachloride	EPA 8260	<1.0	ug/L	MQS	03/09/2009
1,2-Dichloroethane	EPA 8260	<1.0	ug/L	MQS	03/09/2009
Benzene	EPA 8260	<1.0	ug/L	MQS	03/09/2009
Trichloroethene	EPA 8260	<1.0	ug/L	MQS	03/09/2009
1,2-Dichloropropane	EPA 8260	<1.0	ug/L	MQS	03/09/2009
Bromodichloromethane	EPA 8260	<1.0	ug/L	MQS	03/09/2009
Dibromomethane	EPA 8260	<1.0	ug/L	MQS	03/09/2009
4-Methyl-2-Pentanone	EPA 8260	<25	ug/L	MQS	03/09/2009
cis-1,3-Dichloropropene	EPA 8260	<1.0	ug/L	MQS	03/09/2009
Toluene	EPA 8260	<1.0	ug/L	MQS	03/09/2009
trans-1,3-Dichloropropene	EPA 8260	<2.0	ug/L	MQS	03/09/2009
1,1,2-Trichloroethane	EPA 8260	<1.0	ug/L	MQS	03/09/2009
2-Hexanone	EPA 8260	<25	ug/L	MQS	03/09/2009
1,3-Dichloropropane	EPA 8260	<1.0	ug/L	MQS	03/09/2009
Tetrachloroethene	EPA 8260	<1.0	ug/L	MQS	03/09/2009



ANALYTICAL REPORT

GZA GeoEnvironmental, Inc.
 140 Broadway
 Providence, RI 02903

Stephen Andrus - Angela Harvey

Project Name.: **Charbert UIC Quarterly Testing**
 Project No.: **03.0032795.33**

Date Received: **03/06/2009**
 Date Reported: **03/12/2009**
 Work Order No.: **0903-00019**

Sample ID: **MW - 5B**
 Sample Date: **03/03/2009**

Sample No.: **011**

Test Performed	Method	Results	Units	Tech	Analysis Date
Dibromochloromethane	EPA 8260	<1.0	ug/L	MQS	03/09/2009
1,2-Dibromoethane (EDB)	EPA 8260	<2.0	ug/L	MQS	03/09/2009
Chlorobenzene	EPA 8260	<1.0	ug/L	MQS	03/09/2009
1,1,1,2-Tetrachloroethane	EPA 8260	<1.0	ug/L	MQS	03/09/2009
Ethylbenzene	EPA 8260	<1.0	ug/L	MQS	03/09/2009
m&p-Xylene	EPA 8260	<2.0	ug/L	MQS	03/09/2009
o-Xylene	EPA 8260	<1.0	ug/L	MQS	03/09/2009
Styrene	EPA 8260	<1.0	ug/L	MQS	03/09/2009
Bromoform	EPA 8260	<2.0	ug/L	MQS	03/09/2009
Isopropylbenzene	EPA 8260	<1.0	ug/L	MQS	03/09/2009
1,1,2,2-Tetrachloroethane	EPA 8260	<1.0	ug/L	MQS	03/09/2009
1,2,3-Trichloropropane	EPA 8260	<1.0	ug/L	MQS	03/09/2009
Bromobenzene	EPA 8260	<1.0	ug/L	MQS	03/09/2009
N-Propylbenzene	EPA 8260	<1.0	ug/L	MQS	03/09/2009
2-Chlorotoluene	EPA 8260	<1.0	ug/L	MQS	03/09/2009
1,3,5-Trimethylbenzene	EPA 8260	<1.0	ug/L	MQS	03/09/2009
4-Chlorotoluene	EPA 8260	<1.0	ug/L	MQS	03/09/2009
tert-Butylbenzene	EPA 8260	<1.0	ug/L	MQS	03/09/2009
1,2,4-Trimethylbenzene	EPA 8260	<1.0	ug/L	MQS	03/09/2009
sec-Butylbenzene	EPA 8260	<1.0	ug/L	MQS	03/09/2009
p-Isopropyltoluene	EPA 8260	<1.0	ug/L	MQS	03/09/2009
1,3-Dichlorobenzene	EPA 8260	<1.0	ug/L	MQS	03/09/2009
1,4-Dichlorobenzene	EPA 8260	<1.0	ug/L	MQS	03/09/2009
n-Butylbenzene	EPA 8260	<1.0	ug/L	MQS	03/09/2009
1,2-Dichlorobenzene	EPA 8260	<1.0	ug/L	MQS	03/09/2009
1,2-Dibromo-3-Chloropropane	EPA 8260	<5.0	ug/L	MQS	03/09/2009
1,2,4-Trichlorobenzene	EPA 8260	<1.0	ug/L	MQS	03/09/2009
Hexachlorobutadiene	EPA 8260	<1.0	ug/L	MQS	03/09/2009
Naphthalene	EPA 8260	<2.0	ug/L	MQS	03/09/2009
1,2,3-Trichlorobenzene	EPA 8260	<1.0	ug/L	MQS	03/09/2009
Surrogates:	EPA 8260				
***1,2-Dichloroethane-D4	EPA 8260	90.5	% R	MQS	03/09/2009
***Toluene-D8	EPA 8260	104	% R	MQS	03/09/2009
***4-Bromofluorobenzene	EPA 8260	102	% R	MQS	03/09/2009
Preparation	EPA 5030B	1.0	CF	MQS	03/09/2009
SEMI-VOLATILE ORGANICS	EPA 8270			CMG	03/11/2009
bis(2-Ethylhexyl)Phthalate	EPA 8270	<10	ug/L	CMG	03/11/2009



ANALYTICAL REPORT

GZA GeoEnvironmental, Inc.
 140 Broadway
 Providence, RI 02903

Stephen Andrus - Angela Harvey

Project Name.: **Charbert UIC Quarterly Testing**
 Project No.: **03.0032795.33**

Date Received: **03/06/2009**
 Date Reported: **03/12/2009**
 Work Order No.: **0903-00019**

Sample ID: **MW - 5B**
 Sample Date: **03/03/2009**

Sample No.: **011**

Test Performed	Method	Results	Units	Tech	Analysis Date
Surrogates:	EPA 8270				
***Nitrobenzene-D5	EPA 8270	34.6	% R	CMG	03/11/2009
***2-Fluorobiphenyl	EPA 8270	33.3	% R	CMG	03/11/2009
***P-Terphenyl-D14	EPA 8270	47.1	% R	CMG	03/11/2009
Extraction	EPA 3510C	1.0	DF	TN	03/10/2009
TOTAL PETROLEUM HYDROCARBON	Mod. EPA 8100			RJD	03/10/2009
Hydrocarbon Content		<200	ug/L	RJD	03/10/2009
Surrogate:					
***p-Terphenyl		40.6	% R	RJD	03/10/2009
Extraction	EPA 3510C	1.0	DF	TN	03/09/2009
TOTAL METALS					
Chromium	EPA 6010B	<0.0050	mg/L	LLZ	03/10/2009



ANALYTICAL REPORT

GZA GeoEnvironmental, Inc.
 140 Broadway
 Providence, RI 02903

Stephen Andrus - Angela Harvey

Project Name.: **Charbert UIC Quarterly Testing**
 Project No.: **03.0032795.33**

Date Received: **03/06/2009**
 Date Reported: **03/12/2009**
 Work Order No.: **0903-00019**

Sample ID: **MW - 5B / Dissolved Metal**
 Sample Date: **03/03/2009**

Sample No.: **012**

Test Performed	Method	Results	Units	Tech	Analysis Date
DISSOLVED METALS Chromium	EPA 6010B	<0.0050	mg/L	LLZ	03/10/2009



ANALYTICAL REPORT

GZA GeoEnvironmental, Inc.
 140 Broadway
 Providence, RI 02903

Stephen Andrus - Angela Harvey

Project Name.: **Charbert UIC Quarterly Testing**
 Project No.: **03.0032795.33**

Date Received: **03/06/2009**
 Date Reported: **03/12/2009**
 Work Order No.: **0903-00019**

Sample ID: **Trip Blank**
 Sample Date: **03/03/2009**

Sample No.: **013**

Test Performed	Method	Results	Units	Tech	Analysis Date
VOLATILE ORGANICS	EPA 8260			MQS	03/09/2009
Dichlorodifluoromethane	EPA 8260	<2.0	ug/L	MQS	03/09/2009
Chloromethane	EPA 8260	<2.0	ug/L	MQS	03/09/2009
Vinyl Chloride	EPA 8260	<1.0	ug/L	MQS	03/09/2009
Bromomethane	EPA 8260	<2.0	ug/L	MQS	03/09/2009
Chloroethane	EPA 8260	<1.0	ug/L	MQS	03/09/2009
Trichlorofluoromethane	EPA 8260	<2.0	ug/L	MQS	03/09/2009
Diethylether	EPA 8260	<5.0	ug/L	MQS	03/09/2009
Acetone	EPA 8260	<25	ug/L	MQS	03/09/2009
1,1-Dichloroethene	EPA 8260	<1.0	ug/L	MQS	03/09/2009
Dichloromethane	EPA 8260	<2.0	ug/L	MQS	03/09/2009
Methyl-Tert-Butyl-Ether	EPA 8260	<1.0	ug/L	MQS	03/09/2009
trans-1,2-Dichloroethene	EPA 8260	<1.0	ug/L	MQS	03/09/2009
1,1-Dichloroethane	EPA 8260	<1.0	ug/L	MQS	03/09/2009
2-Butanone	EPA 8260	<25	ug/L	MQS	03/09/2009
2,2-Dichloropropane	EPA 8260	<1.0	ug/L	MQS	03/09/2009
cis-1,2-Dichloroethene	EPA 8260	<1.0	ug/L	MQS	03/09/2009
Chloroform	EPA 8260	<1.0	ug/L	MQS	03/09/2009
Bromochloromethane	EPA 8260	<1.0	ug/L	MQS	03/09/2009
Tetrahydrofuran	EPA 8260	<10	ug/L	MQS	03/09/2009
1,1,1-Trichloroethane	EPA 8260	<1.0	ug/L	MQS	03/09/2009
1,1-Dichloropropene	EPA 8260	<1.0	ug/L	MQS	03/09/2009
Carbon Tetrachloride	EPA 8260	<1.0	ug/L	MQS	03/09/2009
1,2-Dichloroethane	EPA 8260	<1.0	ug/L	MQS	03/09/2009
Benzene	EPA 8260	<1.0	ug/L	MQS	03/09/2009
Trichloroethene	EPA 8260	<1.0	ug/L	MQS	03/09/2009
1,2-Dichloropropane	EPA 8260	<1.0	ug/L	MQS	03/09/2009
Bromodichloromethane	EPA 8260	<1.0	ug/L	MQS	03/09/2009
Dibromomethane	EPA 8260	<1.0	ug/L	MQS	03/09/2009
4-Methyl-2-Pentanone	EPA 8260	<25	ug/L	MQS	03/09/2009
cis-1,3-Dichloropropene	EPA 8260	<1.0	ug/L	MQS	03/09/2009
Toluene	EPA 8260	<1.0	ug/L	MQS	03/09/2009
trans-1,3-Dichloropropene	EPA 8260	<2.0	ug/L	MQS	03/09/2009
1,1,2-Trichloroethane	EPA 8260	<1.0	ug/L	MQS	03/09/2009
2-Hexanone	EPA 8260	<25	ug/L	MQS	03/09/2009
1,3-Dichloropropane	EPA 8260	<1.0	ug/L	MQS	03/09/2009
Tetrachloroethene	EPA 8260	<1.0	ug/L	MQS	03/09/2009



ANALYTICAL REPORT

GZA GeoEnvironmental, Inc.
 140 Broadway
 Providence, RI 02903

Stephen Andrus - Angela Harvey

Project Name.: **Charbert UIC Quarterly Testing**
 Project No.: **03.0032795.33**

Date Received: **03/06/2009**
 Date Reported: **03/12/2009**
 Work Order No.: **0903-00019**

Sample ID: **Trip Blank**
 Sample Date: **03/03/2009**

Sample No.: **013**

Test Performed	Method	Results	Units	Tech	Analysis Date
Dibromochloromethane	EPA 8260	<1.0	ug/L	MQS	03/09/2009
1,2-Dibromoethane (EDB)	EPA 8260	<2.0	ug/L	MQS	03/09/2009
Chlorobenzene	EPA 8260	<1.0	ug/L	MQS	03/09/2009
1,1,1,2-Tetrachloroethane	EPA 8260	<1.0	ug/L	MQS	03/09/2009
Ethylbenzene	EPA 8260	<1.0	ug/L	MQS	03/09/2009
m&p-Xylene	EPA 8260	<2.0	ug/L	MQS	03/09/2009
o-Xylene	EPA 8260	<1.0	ug/L	MQS	03/09/2009
Styrene	EPA 8260	<1.0	ug/L	MQS	03/09/2009
Bromoform	EPA 8260	<2.0	ug/L	MQS	03/09/2009
Isopropylbenzene	EPA 8260	<1.0	ug/L	MQS	03/09/2009
1,1,2,2-Tetrachloroethane	EPA 8260	<1.0	ug/L	MQS	03/09/2009
1,2,3-Trichloropropane	EPA 8260	<1.0	ug/L	MQS	03/09/2009
Bromobenzene	EPA 8260	<1.0	ug/L	MQS	03/09/2009
N-Propylbenzene	EPA 8260	<1.0	ug/L	MQS	03/09/2009
2-Chlorotoluene	EPA 8260	<1.0	ug/L	MQS	03/09/2009
1,3,5-Trimethylbenzene	EPA 8260	<1.0	ug/L	MQS	03/09/2009
4-Chlorotoluene	EPA 8260	<1.0	ug/L	MQS	03/09/2009
tert-Butylbenzene	EPA 8260	<1.0	ug/L	MQS	03/09/2009
1,2,4-Trimethylbenzene	EPA 8260	<1.0	ug/L	MQS	03/09/2009
sec-Butylbenzene	EPA 8260	<1.0	ug/L	MQS	03/09/2009
p-Isopropyltoluene	EPA 8260	<1.0	ug/L	MQS	03/09/2009
1,3-Dichlorobenzene	EPA 8260	<1.0	ug/L	MQS	03/09/2009
1,4-Dichlorobenzene	EPA 8260	<1.0	ug/L	MQS	03/09/2009
n-Butylbenzene	EPA 8260	<1.0	ug/L	MQS	03/09/2009
1,2-Dichlorobenzene	EPA 8260	<1.0	ug/L	MQS	03/09/2009
1,2-Dibromo-3-Chloropropane	EPA 8260	<5.0	ug/L	MQS	03/09/2009
1,2,4-Trichlorobenzene	EPA 8260	<1.0	ug/L	MQS	03/09/2009
Hexachlorobutadiene	EPA 8260	<1.0	ug/L	MQS	03/09/2009
Naphthalene	EPA 8260	<2.0	ug/L	MQS	03/09/2009
1,2,3-Trichlorobenzene	EPA 8260	<1.0	ug/L	MQS	03/09/2009
Surrogates:	EPA 8260				
***1,2-Dichloroethane-D4	EPA 8260	93.5	% R	MQS	03/09/2009
***Toluene-D8	EPA 8260	105	% R	MQS	03/09/2009
***4-Bromofluorobenzene	EPA 8260	103	% R	MQS	03/09/2009
Preparation	EPA 5030B	1.0	CF	MQS	03/09/2009

GZA GEOENVIRONMENTAL, INC.
 ENVIRONMENTAL CHEMISTRY LABORATORY
 106 SOUTH ST, HOPKINTON, MA 01748
 MASSACHUSETTS LABORATORY I.D. NO. MA092

EPA METHOD 6010B ANALYSIS
Metals by ICP

QUALITY CONTROL - AQUEOUS

DATE PREPARED: 3/10/2009

QC Sample	Method Blank	Lab Control Sample	LC Duplicate	LC/LCD Diff.
Units	mg/L	% Recovery	% Recovery	RPD
Acceptance Limits	Results	80-120	80-120	20%
Analyte				
Silver (Ag)	NA	NA	NA	NA
Aluminum (Al)	NA	NA	NA	NA
Arsenic (As)	NA	NA	NA	NA
Boron (B)	NA	NA	NA	NA
Barium (Ba)	NA	NA	NA	NA
Beryllium (Be)	NA	NA	NA	NA
Calcium (Ca)	NA	NA	NA	NA
Cadmium (Cd)	NA	NA	NA	NA
Cobalt (Co)	NA	NA	NA	NA
Chromium (Cr)	<0.0050	98.3	101	3.03
Copper (Cu)	NA	NA	NA	NA
Iron (Fe)	NA	NA	NA	NA
Magnesium (Mg)	NA	NA	NA	NA
Manganese (Mn)	NA	NA	NA	NA
Molybdenum (Mo)	NA	NA	NA	NA
Nickel (Ni)	NA	NA	NA	NA
Lead (Pb)	NA	NA	NA	NA
Antimony (Sb)	NA	NA	NA	NA
Selenium (Se)	NA	NA	NA	NA
Strontium (Sr)	NA	NA	NA	NA
Titanium (Ti)	NA	NA	NA	NA
Thallium (Tl)	NA	NA	NA	NA
Vanadium (V)	NA	NA	NA	NA
Zinc (Zn)	NA	NA	NA	NA
Zirconium (Zr)	NA	NA	NA	NA

Matrix Spike / Duplicate Spike performed as per method and reported if assigned on Chain of Custody.

GZA GEOENVIRONMENTAL, INC.
 ENVIRONMENTAL CHEMISTRY LABORATORY
 106 SOUTH ST, HOPKINTON, MA 01748
 MASSACHUSETTS LABORATORY I.D. NO. MA092

EPA METHOD 6010B ANALYSIS
Metals by ICP

QUALITY CONTROL - AQUEOUS

DATE PREPARED: 3/11/2009

QC Sample	Method Blank	Lab Control Sample	LC Duplicate	LC/LCD Diff.
Units	mg/L	% Recovery	% Recovery	RPD
Acceptance Limits	Results	80-120	80-120	20%
Analyte				
Silver (Ag)	NA	NA	NA	NA
Aluminum (Al)	NA	NA	NA	NA
Arsenic (As)	NA	NA	NA	NA
Boron (B)	NA	NA	NA	NA
Barium (Ba)	NA	NA	NA	NA
Beryllium (Be)	NA	NA	NA	NA
Calcium (Ca)	NA	NA	NA	NA
Cadmium (Cd)	<0.0050	97.5	99.1	1.64
Cobalt (Co)	NA	NA	NA	NA
Chromium (Cr)	NA	NA	NA	NA
Copper (Cu)	<0.015	101	104	2.35
Iron (Fe)	<0.025	102	104	2.12
Magnesium (Mg)	NA	NA	NA	NA
Manganese (Mn)	NA	NA	NA	NA
Molybdenum (Mo)	NA	NA	NA	NA
Nickel (Ni)	NA	NA	NA	NA
Lead (Pb)	<0.010	97.4	98.7	1.32
Antimony (Sb)	NA	NA	NA	NA
Selenium (Se)	NA	NA	NA	NA
Strontium (Sr)	NA	NA	NA	NA
Titanium (Ti)	NA	NA	NA	NA
Thallium (Tl)	NA	NA	NA	NA
Vanadium (V)	NA	NA	NA	NA
Zinc (Zn)	<0.010	102	104	2.02
Zirconium (Zr)	NA	NA	NA	NA

Matrix Spike / Duplicate Spike performed as per method and reported if assigned on Chain of Custody.

EPA Method 8270/825 Aqueous Method Blank (MB) and Laboratory Control Sample (LCS) Data

Method Blank

Date Extracted:	03/10/09	
Date Analyzed:	03/11/09	
File Name:	MD423	
bis(2-ethylhexyl)phthalate	ND	10

	Recovery (%)	Acceptance Limits
1,2-DICHLOROBENZENE-D4	70.6	30-130
NITROBENZENE-D5	68.8	30-130
2,4,6-TRIBROMOPHENOL	73.1	30-130

EPA Method 8270/825 Aqueous Method Blank (MB) and Laboratory Control Sample (LCS) Data

Laboratory Control Sample

Date Extracted: 03/10/08
 Date Analyzed: 03/11/08
 File Name: M0424
 bis(2-ethylhexyl)phthalate 94.2 40-140 ok

Laboratory Control Sample Duplicate

Date Extracted: 03/10/08
 Date Analyzed: 03/11/08
 File Name: M0425
 97.6 40-140 ok 3.5 <20 ok

CAM criteria allows 15% of analytes to exceed criteria.

		Acceptance Limits	Verdict		Acceptance Limits	Verdict	Relative % Diff.	Limits	Verdict
1,2-DICHLOROBENZENE-D4	70.8	30-130	ok	71.1	30-130	ok	0.52	<20	ok
NITROBENZENE-D5	78.1	30-130	ok	78.8	30-130	ok	2.0	<20	ok
2,4,6-TRIBROMOPHENOL	0.0	30-130	out	0.0	30-130	out	#DIV/0!	<20	#DIV/0!

CHAIN-OF-CUSTODY RECORD

W.O. # 0405-00019 (for lab use only)

Sample I.D.	Date/Time Sampled	Matrix A=Air S=Soil GW=Ground W SW=Surface W WW=Waste W DW=Drinking W P=Product Other (specify)	ANALYSIS REQUIRED																		Total # of Cont.	Note #								
			<input type="checkbox"/> pH <input type="checkbox"/> Cond.	GC Methane, Ethane, Ethene	EPA 8260	EPA 8260 - 8010 List (Chlor.)	EPA 8260 - 8021 list	EPA 8021 - 8020 List (BTEX)	EPA 524.2 DW VOCs	EPA 624 WW VOCs	<input type="checkbox"/> 601 <input type="checkbox"/> 602 WW VOCs	EPA 8270 FULL SVOCs	EPA 8270 □ PAH □ A □ BN	EPA 825 WW SVOCs	EPA 8082-PCBs	EPA 8081-Pest	TPH-GC (Mod. 8100)	TPH-GC w/FING.	EPH (MA DEP)	VPH (MA DEP)			Metals □ PPM-13 □ R-6	MCP 14 Metals (MA)	Metals (List Below)	TCLP - Specify Below	SPLP - Specify Below	EPA 300 □ Cl □ SO4	EPA 300 □ NO2 □ NO3	
NW-6	3-3-09 10:15 hrs	GW	<input type="checkbox"/>		X							X			X					X									7	1333
MM 2A	3-4-09 09:12 hrs 3-3-09 11:50 hrs																												1	
MM 3	1125 hrs																												1	
MM 4A	1345 hrs																												1	
MM 5B	1450 hrs																												3	
Trip Blank																														

PRESERVATIVE (C - HCl, M-Methanol, N - HNO₃, S - H₂SO₄, Na - NaOH, O - Other)*

CONTAINER TYPE (P-Plastic, G-Glass, V-Vial, T-Teflon, O-Other)*

REQUISITIONER BY: (AFFILIATION) DATE/TIME RECEIVED BY: (AFFILIATION)

REINQUISHED BY: (AFFILIATION) DATE/TIME RECEIVED BY: (AFFILIATION)

REINQUISHED BY: (AFFILIATION) DATE/TIME RECEIVED BY: (AFFILIATION)

PROJECT MANAGER: *Angela Harvey* EXT: 2739

GZA GEOTECHNICAL, INC.
Laboratory Division
106 South Street
Hopkinton, MA 01748
(781) 278-4700
FAX (508) 435-9912

NOTES: (Unless otherwise noted, all samples have been refrigerated to 4° C)
 *Specify "Other" preservatives and container types in this space.
 ① for SVOCs, test for 2-bis hexylmethyl phosphate only
 ② field filtered, test for dissolved chromium only
 ③ Total Chromium only
 please email receipt to *Angela Harvey @ GZA* upon analysis complete

TURNAROUND TIME: Standard Rush Days. Approved by: *[Signature]* LAB USE: Temp Blank 3/5/09
 TEMP. OF COOLER: 3.8 °C Cooler Air 1700
 GZA FILE NO: 03-0032795.33 TASK NO.: P.O. NO.:
 PROJECT: *Chamberlain*
 LOCATION: *Altam, RI*
 COLLECTOR(S): *PLA*

LOW FLOW GROUNDWATER SAMPLING LOG

Charbert Facility
Richmond, Rhode Island

LOCATION: Charbert DATE: Wednesday, March 4, 2009
 GZA JOB NO.: 32795.33 WELL ID: MW-1A (GP-29)
 WEATHER: Sunny AIR TEMP (°F): 32
 PUMP TYPE: Bailer DATUM: 66.90 TOP OF PVC ELEVATION
 SAMPLED BY: ALH TOP OF CASING ELEVATION

WELL DEPTH (FT): 31.34 LENGTH OF WATER COLUMN (FT): 8.56
 WATER DEPTH (FT): 22.78 WELL DIAMETER: 2"
 UPPER PRODUCT LAYER (FT): NA WELL VOLUME: LITERS 5.28
 LOWER PRODUCT LAYER (FT): NA
 2" WELL = 0.163 GALLONS /FT WATER = 0.617 LITERS/FT
 1" WELL = 0.013 GALLONS /FT WATER = 0.0492 LITERS/FT

FLOW RATE CALCULATIONS: START FLOW _____
 VOLUME: _____ Liters SAMPLE TIME: 9:15 a.m.
 START TIME _____ DELTA TIME (MIN): _____
 END TIME _____ Seconds FLOW RATE: (L/min) _____
 MINIMUM PURGE TIME (MINUTES): _____ WELL DRAW DOWN (FT): _____ Flow Depth
 VOLUME PURGED (Liters): 16.2 Drawdown _____

TIME	ORP (mV)	pH (SU)	COND (mS/cm)	TURB (NTU)	DO (mg/L)	TEMP (°C)
9:10 a.m.	76	6.5	1.140	263.0	7.2	8.4

COLOR: Yellow WELL LOCKED YES X
 ODOR: Slight chem NO _____

NOTES: _____

Sampled for VOCS, SVOCs, TPH, Total Chromium, and Dissolved Chromium

GUIDELINES:
 TURBIDITY < 5NTU AND +/-10 %
 ORP +/- 10 mV
 DO 10%
 TEMP 3%
 SPEC COND 3%
 pH +/- 0.10 UNITS

LOW FLOW GROUNDWATER SAMPLING LOG

Charbert Facility
Richmond, Rhode Island

LOCATION: Charbert DATE: Tuesday, March 3, 2009
 GZA JOB NO.: 32795.33 WELL ID: MW-2A
 WEATHER: Sunny AIR TEMP (°F): 25
 PUMP TYPE: Peristaltic DATUM: 63.59 TOP OF PVC ELEVATION
 SAMPLED BY: ALH TOP OF CASING ELEVATION

WELL DEPTH (FT): 19.72 LENGTH OF WATER COLUMN (FT): 5.07
 WATER DEPTH (FT): 14.65 WELL DIAMETER: 2"
 UPPER PRODUCT LAYER (FT): NA WELL VOLUME: LITERS 3.13
 LOWER PRODUCT LAYER (FT): NA
 2" WELL = 0.163 GALLONS /FT WATER = 0.617 LITERS/FT
 1" WELL = 0.013 GALLONS /FT WATER = 0.0492 LITERS/FT

FLOW RATE CALCULATIONS: START FLOW 16:00
 VOLUME: 0.4 Liters SAMPLE TIME: 16:44
 START TIME 0.0 DELTA TIME (MIN): 44
 END TIME 60 Seconds FLOW RATE: (L/min) 0.40
 MINIMUM PURGE TIME (MINUTES): 7.8 WELL DRAW DOWN (FT): 14.68 Flow Depth
 VOLUME PURGED (Liters): 17.6 0.03 Drawdown

TIME	ORP (mV)	pH (SU)	COND (mS/cm)	TURB (NTU)	DO (mg/L)	TEMP (°C)
16:37	93	7.0	1.230	42	0.9	10.8
16:41	94	7.0	1.230	46	1.0	10.9
16:44	92	7.0	1.220	43	1.0	10.9

COLOR: Blue WELL LOCKED YES _____
 ODOR: Chemical NO X

NOTES: Sampled for VOCS, SVOCs, TPH, Total Chromium, and Dissolved Chromium

GUIDELINES:

TURBIDITY <5 NTU AND +/-10 %
 ORP +/- 10 mV
 DO 10%
 TEMP 3%
 SPEC COND 3%
 pH +/- 0.10 UNITS

LOW FLOW GROUNDWATER SAMPLING LOG

Charbert Facility
Richmond, Rhode Island

LOCATION: Charbert DATE: Tuesday, March 3, 2009
 GZA JOB NO.: 32795.33 WELL ID: MW-3 (RIZ-15)
 WEATHER: Sunny AIR TEMP (°F): 25
 PUMP TYPE: Peristaltic DATUM: 62.51 TOP OF PVC ELEVATION
 SAMPLED BY: ALH TOP OF CASING ELEVATION

WELL DEPTH (FT): 21.55 LENGTH OF WATER COLUMN (FT): 7.04
 WATER DEPTH (FT): 14.51 WELL DIAMETER: 2"
 UPPER PRODUCT LAYER (FT): NA WELL VOLUME: LITERS 4.34
 LOWER PRODUCT LAYER (FT): NA
 2" WELL = 0.163 GALLONS /FT WATER = 0.617 LITERS/FT
 1" WELL = 0.013 GALLONS /FT WATER = 0.0492 LITERS/FT

FLOW RATE CALCULATIONS: START FLOW 10:18
 VOLUME: 0.4 Liters SAMPLE TIME: 11:25
 START TIME 0 DELTA TIME (MIN): 67
 END TIME 60 Seconds FLOW RATE: (L/min) 0.40
 MINIMUM PURGE TIME (MINUTES): 10.9 WELL DRAW DOWN (FT): 14.52 Flow Depth
 VOLUME PURGED (Liters): 26.8 0.01 Drawdown

TIME	ORP (mV)	pH (SU)	COND (mS/cm)	TURB (NTU)	DO (mg/L)	TEMP (°C)
11:18	97	6.4	0.298	0	0.7	10.8
11:21	98	6.4	0.299	0	0.7	10.8
11:24	98	6.4	0.299	0	0.7	10.8

COLOR: None WELL LOCKED YES X
 ODOR: Slight chemical NO _____
 NOTES: Sampled for VOCs, SVOCs, TPH, Total Chromium, and Dissolved Chromium

GUIDELINES:

TURBIDITY <5 NTU AND +/-10 %
 ORP +/- 10 mV
 DO 10%
 TEMP 3%
 SPEC COND 3%
 pH +/- 0.10 UNITS

LOW FLOW GROUNDWATER SAMPLING LOG

Charbert Facility
Richmond, Rhode Island

LOCATION: Charbert DATE: Tuesday, March 3, 2009
 GZA JOB NO.: 32795.33 WELL ID: MW-4A
 WEATHER: Sunny AIR TEMP (°F): 25
 PUMP TYPE: Peristaltic DATUM: 58.43 TOP OF PVC ELEVATION
 SAMPLED BY: ALH TOP OF CASING ELEVATION

WELL DEPTH (FT): 14.10 LENGTH OF WATER COLUMN (FT): 4.48
 WATER DEPTH (FT): 9.62 WELL DIAMETER: 2"
 UPPER PRODUCT LAYER (FT): NA WELL VOLUME: LITERS 2.76
 LOWER PRODUCT LAYER (FT): NA
 2" WELL = 0.163 GALLONS /FT WATER = 0.617 LITERS/FT
 1" WELL = 0.013 GALLONS /FT WATER = 0.0492 LITERS/FT

FLOW RATE CALCULATIONS: START FLOW 13:05
 VOLUME: 0.4 Liters SAMPLE TIME: 13:45
 START TIME 0 DELTA TIME (MIN): 40
 END TIME 60 Seconds FLOW RATE: (L/min) 0.40
 MINIMUM PURGE TIME (MINUTES): 6.9 WELL DRAW DOWN (FT): 9.65 Flow Depth
 VOLUME PURGED (Liters): 16.0 0.03 Drawdown

TIME	ORP (mV)	pH (SU)	COND (mS/cm)	TURB (NTU)	DO (mg/L)	TEMP (°C)
13:35	-21	6.9	0.901	12.0	2.5	10.1
13:38	-22	6.8	0.900	22.0	2.5	10.2
13:42	-22	6.8	0.900	11.0	2.5	10.2

COLOR: None observed WELL LOCKED YES x
 ODOR: None observed NO _____

NOTES: Sampled for VOCs, SVOCs, TPH, Total Chromium, and Dissolved Chromium

GUIDELINES:
 TURBIDITY <5 NTU AND +/-10 %
 ORP +/- 10 mV
 DO 10%
 TEMP 3%
 SPEC COND 3%
 pH +/- 0.10 UNITS

LOW FLOW GROUNDWATER SAMPLING LOG

Charbert Facility
Richmond, Rhode Island

LOCATION: Charbert DATE: Tuesday, March 3, 2009
 GZA JOB NO.: 32795.33 WELL ID: MW-5B (GP-30)
 WEATHER: Sunny AIR TEMP (°F): 25
 PUMP TYPE: Peristaltic DATUM: 63.16 TOP OF PVC ELEVATION
 SAMPLED BY: ALH TOP OF CASING ELEVATION

WELL DEPTH (FT): 22.83 LENGTH OF WATER COLUMN (FT): 10.54
 WATER DEPTH (FT): 12.29 WELL DIAMETER: 2"
 UPPER PRODUCT LAYER (FT): NA WELL VOLUME: LITERS 6.50
 LOWER PRODUCT LAYER (FT): NA
 2" WELL = 0.163 GALLONS /FT WATER = 0.617 LITERS/FT
 1" WELL = 0.013 GALLONS /FT WATER = 0.0492 LITERS/FT

FLOW RATE CALCULATIONS: START FLOW 14:05
 VOLUME: 0.5 Liters SAMPLE TIME: 14:50
 START TIME 0 DELTA TIME (MIN): 45
 END TIME 60 Seconds FLOW RATE: (L/min) 0.50
 MINIMUM PURGE TIME (MINUTES): 13.0 WELL DRAW DOWN (FT): 12.29 Flow Depth
 VOLUME PURGED (Liters): 22.5 Drawdown 0

TIME	ORP (mV)	pH (SU)	COND (mS/cm)	TURB (NTU)	DO (mg/L)	TEMP (oC)
14:42	81	6.9	0.058	0	4.7	9.8
14:45	83	6.9	0.058	0	4.7	9.8
14:48	81	6.9	0.056	0	4.7	9.8

COLOR: None observed WELL LOCKED YES X
 ODOR: None observed NO _____
 NOTES: Sampled for VOCS, SVOCs, TPH, Total Chromium, and Dissolved Chromium

GUIDELINES:

TURBIDITY <5 NTU AND +/-10 %
 ORP +/- 10 mV
 DO 10%
 TEMP 3%
 SPEC COND 3%
 pH +/- 0.10 UNITS

LOW FLOW GROUNDWATER SAMPLING LOG

Charbert Facility
Richmond, Rhode Island

LOCATION: Charbert DATE: Tuesday, March 3, 2009
 GZA JOB NO.: 32795.33 WELL ID: MW-6 (RIZ-20)
 WEATHER: Sunny AIR TEMP (°F): 25
 PUMP TYPE: Peristaltic DATUM: 60.79 TOP OF PVC ELEVATION
 SAMPLED BY: ALH TOP OF CASING ELEVATION

WELL DEPTH (FT): 20.85 LENGTH OF WATER COLUMN (FT): 6.55
 WATER DEPTH (FT): 14.3 WELL DIAMETER: 2"
 UPPER PRODUCT LAYER (FT): NA WELL VOLUME: LITERS 4.04
 LOWER PRODUCT LAYER (FT): NA 2" WELL = 0.163 GALLONS /FT WATER = 0.617 LITERS/FT
 1" WELL = 0.013 GALLONS /FT WATER = 0.0492 LITERS/FT

FLOW RATE CALCULATIONS: START FLOW 9:30
 VOLUME: 0.5 Liters SAMPLE TIME: 10:45
 START TIME 0 DELTA TIME (MIN): 75
 END TIME 60 Seconds FLOW RATE: (L/min) 0.50
 MINIMUM PURGE TIME (MINUTES): 8.1 WELL DRAW DOWN (FT): 14.31 Flow Depth
 VOLUME PURGED (Liters): 37.5 0.01 Drawdown

TIME	ORP (mV)	pH (SU)	COND (mS/cm)	TURB (NTU)	DO (mg/L)	TEMP (°C)
10:38	192	5.7	0.340	1.0	2.0	8.7
10:41	191	5.6	0.341	1.0	2.1	8.7
10:45	192	5.6	0.341	1.0	2.1	8.7

COLOR: None WELL LOCKED YES X

ODOR: Slight chemical NO _____

NOTES: Sampled for VOCS, SVOCs, TPH, Total Chromium, and Dissolved Chromium

GUIDELINES:
 TURBIDITY <5 NTU AND +/- 10 %
 ORP +/- 10 mV
 DO 10%
 TEMP 3%
 SPEC COND 3%
 pH +/- 0.10 UNITS

LABORATORY CERTIFICATES



GZA GeoEnvironmental, Inc.
106 South Street
Hopkinton, MA 01748
(781) 278-4700

Laboratory Identification Numbers:
MA and ME: MA092 NH: 2028
CT: PH0579 RI: LAO00236
NELAC - NYS DOH: 11063

ANALYTICAL REPORT

GZA GeoEnvironmental, Inc.
140 Broadway
Providence, RI 02903

Project No.: 03.0032795.33
Work Order No.: 0903-00019
Date Received: 03/06/2009
Date Reported: 03/12/2009

Stephen Andrus - Angela Harvey

SAMPLE INFORMATION

Date Sampled	Matrix	Laboratory ID	Sample ID
03/03/2009	Aqueous	0903-00019 001	MW - 6
03/03/2009	Aqueous	0903-00019 002	MW - 6 / Dissolved Metal
03/04/2009	Aqueous	0903-00019 003	MW - 1A
03/04/2009	Aqueous	0903-00019 004	MW - 1A / Dissolved Metal
03/03/2009	Aqueous	0903-00019 005	MW - 2A
03/03/2009	Aqueous	0903-00019 006	MW - 2A / Dissolved Metal
03/03/2009	Aqueous	0903-00019 007	MW - 3
03/03/2009	Aqueous	0903-00019 008	MW - 3 / Dissolved Metal
03/03/2009	Aqueous	0903-00019 009	MW - 4A
03/03/2009	Aqueous	0903-00019 010	MW - 4A / Dissolved Metal
03/03/2009	Aqueous	0903-00019 011	MW - 5B
03/03/2009	Aqueous	0903-00019 012	MW - 5B / Dissolved Metal
03/03/2009	Aqueous	0903-00019 013	Trip Blank



ANALYTICAL REPORT

GZA GeoEnvironmental, Inc.
140 Broadway
Providence, RI 02903

Stephen Andrus - Angela Harvey

Project Name.: **Charbert UIC Quarterly Testing**
Project No.: **03.0032795.33**

Date Received: **03/06/2009**
Date Reported: **03/12/2009**
Work Order No.: **0903-00019**

PROJECT NARRATIVE:

1. Sample Receipt

The samples were received on 03/06/09 via x GZA courier, EC, FEDEX, or hand delivered. The temperature of the x temperature blank/ cooler air, was 3.8 degrees C. The temperature requirement for most analyses is above freezing to 6 degrees C. The samples were received intact for all requested analyses.

The chain of custody indicates that the samples, when required, were chemically preserved in accordance with the method they reference.

2. EPA Method 6010B - Metals

Samples MW-6 (0903-19-001) and MW-4A (0903-19-009) were received in the laboratory with a pH of approximately 5, which is above the method requirement of pH less than 2. The samples were acidified to a pH of less than 2 by the addition of 1.0 mL of nitric acid by LLZ on 3/10/09 at 8 am. A period of time greater than 14 hours elapsed prior to digestion.

Attach QC 6010B 03/10/09 - Aqueous
Attach QC 6010B 03/11/09 - Aqueous

3. EPA Method 8260 - VOCs

The continuing calibration verification standard (CCV) (03/09/09 S) had an analyte outside of the 30%D QC acceptance limit. The outlier includes dichlorodifluoromethane (31%).

The Laboratory Control Sample (LCS) (03/09/09 S) had an 8260 list analyte outside of the 70-130% QC acceptance limits. Specific outlier includes dichlorodifluoromethane (131%). This analyte was not detected in the associated samples.

Attach QC 8260 03/09/09 S - Aqueous

4. EPA Method 8270 - SVOCs

Attach QC 8270 03/10/09 - Aqueous




ANALYTICAL REPORT

GZA GeoEnvironmental, Inc.
140 Broadway
Providence, RI 02903

Stephen Andrus - Angela Harvey

Project Name.: **Charbert UIC Quarterly Testing**
Project No.: **03.0032795.33**

Date Received: **03/06/2009**
Date Reported: **03/12/2009**
Work Order No.: **0903-00019**

Data Authorized By: 

NELAC certification, as indicated by the NELAC Lab ID Number, is per analyte. For a complete list of NELAC validated analytes, please contact the laboratory.

Abbreviations:

% R = % Recovery
DF = Dilution Factor
DFS = Dilution Factor Solids
CF = Calculation Factor
DO = Diluted Out

Method Key:

Method 8260: The current version of the method is 8260B.
Method 8270: The current version of the method is 8270D.
Method 6010: The current version of the method is 6010B.

Please note that the laboratory signed copy of the chain of custody record is an integral part of the data report.

The laboratory report shall not be reproduced except in full without the written consent of the laboratory.

Soil data is reported on a dry weight basis unless otherwise specified.
Matrix Spike / Matrix Spike Duplicate sets are performed as per method and are reported at the end of the analytical report if assigned on the Chain of Custody.



ANALYTICAL REPORT

GZA GeoEnvironmental, Inc.
 140 Broadway
 Providence, RI 02903

Stephen Andrus - Angela Harvey

Project Name.: **Charbert UIC Quarterly Testing**
 Project No.: **03.0032795.33**

Date Received: **03/06/2009**
 Date Reported: **03/12/2009**
 Work Order No.: **0903-00019**

Sample ID: **MW - 6**
 Sample Date: **03/03/2009**

Sample No.: **001**

Test Performed	Method	Results	Units	Tech	Analysis Date
VOLATILE ORGANICS	EPA 8260			MQS	03/09/2009
Dichlorodifluoromethane	EPA 8260	<2.0	ug/L	MQS	03/09/2009
Chloromethane	EPA 8260	<2.0	ug/L	MQS	03/09/2009
Vinyl Chloride	EPA 8260	<1.0	ug/L	MQS	03/09/2009
Bromomethane	EPA 8260	<2.0	ug/L	MQS	03/09/2009
Chloroethane	EPA 8260	<1.0	ug/L	MQS	03/09/2009
Trichlorofluoromethane	EPA 8260	<2.0	ug/L	MQS	03/09/2009
Diethylether	EPA 8260	<5.0	ug/L	MQS	03/09/2009
Acetone	EPA 8260	<25	ug/L	MQS	03/09/2009
1,1-Dichloroethene	EPA 8260	<1.0	ug/L	MQS	03/09/2009
Dichloromethane	EPA 8260	<2.0	ug/L	MQS	03/09/2009
Methyl-Tert-Butyl-Ether	EPA 8260	<1.0	ug/L	MQS	03/09/2009
trans-1,2-Dichloroethene	EPA 8260	<1.0	ug/L	MQS	03/09/2009
1,1-Dichloroethane	EPA 8260	<1.0	ug/L	MQS	03/09/2009
2-Butanone	EPA 8260	<25	ug/L	MQS	03/09/2009
2,2-Dichloropropane	EPA 8260	<1.0	ug/L	MQS	03/09/2009
cis-1,2-Dichloroethene	EPA 8260	<1.0	ug/L	MQS	03/09/2009
Chloroform	EPA 8260	<1.0	ug/L	MQS	03/09/2009
Bromochloromethane	EPA 8260	<1.0	ug/L	MQS	03/09/2009
Tetrahydrofuran	EPA 8260	<10	ug/L	MQS	03/09/2009
1,1,1-Trichloroethane	EPA 8260	<1.0	ug/L	MQS	03/09/2009
1,1-Dichloropropene	EPA 8260	<1.0	ug/L	MQS	03/09/2009
Carbon Tetrachloride	EPA 8260	<1.0	ug/L	MQS	03/09/2009
1,2-Dichloroethane	EPA 8260	<1.0	ug/L	MQS	03/09/2009
Benzene	EPA 8260	<1.0	ug/L	MQS	03/09/2009
Trichloroethene	EPA 8260	<1.0	ug/L	MQS	03/09/2009
1,2-Dichloropropane	EPA 8260	<1.0	ug/L	MQS	03/09/2009
Bromodichloromethane	EPA 8260	<1.0	ug/L	MQS	03/09/2009
Dibromomethane	EPA 8260	<1.0	ug/L	MQS	03/09/2009
4-Methyl-2-Pentanone	EPA 8260	<25	ug/L	MQS	03/09/2009
cis-1,3-Dichloropropene	EPA 8260	<1.0	ug/L	MQS	03/09/2009
Toluene	EPA 8260	<1.0	ug/L	MQS	03/09/2009
trans-1,3-Dichloropropene	EPA 8260	<2.0	ug/L	MQS	03/09/2009
1,1,2-Trichloroethane	EPA 8260	<1.0	ug/L	MQS	03/09/2009
2-Hexanone	EPA 8260	<25	ug/L	MQS	03/09/2009
1,3-Dichloropropane	EPA 8260	<1.0	ug/L	MQS	03/09/2009
Tetrachloroethene	EPA 8260	<1.0	ug/L	MQS	03/09/2009



ANALYTICAL REPORT

GZA GeoEnvironmental, Inc.
 140 Broadway
 Providence, RI 02903

Stephen Andrus - Angela Harvey

Project Name.: **Charbert UIC Quarterly Testing**
 Project No.: **03.0032795.33**

Date Received: **03/06/2009**
 Date Reported: **03/12/2009**
 Work Order No.: **0903-00019**

Sample ID: **MW - 6**
 Sample Date: **03/03/2009**

Sample No.: **001**

Test Performed	Method	Results	Units	Tech	Analysis Date
Dibromochloromethane	EPA 8260	<1.0	ug/L	MQS	03/09/2009
1,2-Dibromoethane (EDB)	EPA 8260	<2.0	ug/L	MQS	03/09/2009
Chlorobenzene	EPA 8260	<1.0	ug/L	MQS	03/09/2009
1,1,1,2-Tetrachloroethane	EPA 8260	<1.0	ug/L	MQS	03/09/2009
Ethylbenzene	EPA 8260	<1.0	ug/L	MQS	03/09/2009
m&p-Xylene	EPA 8260	<2.0	ug/L	MQS	03/09/2009
o-Xylene	EPA 8260	<1.0	ug/L	MQS	03/09/2009
Styrene	EPA 8260	<1.0	ug/L	MQS	03/09/2009
Bromoform	EPA 8260	<2.0	ug/L	MQS	03/09/2009
Isopropylbenzene	EPA 8260	<1.0	ug/L	MQS	03/09/2009
1,1,2,2-Tetrachloroethane	EPA 8260	<1.0	ug/L	MQS	03/09/2009
1,2,3-Trichloropropane	EPA 8260	<1.0	ug/L	MQS	03/09/2009
Bromobenzene	EPA 8260	<1.0	ug/L	MQS	03/09/2009
N-Propylbenzene	EPA 8260	<1.0	ug/L	MQS	03/09/2009
2-Chlorotoluene	EPA 8260	<1.0	ug/L	MQS	03/09/2009
1,3,5-Trimethylbenzene	EPA 8260	<1.0	ug/L	MQS	03/09/2009
4-Chlorotoluene	EPA 8260	<1.0	ug/L	MQS	03/09/2009
tert-Butylbenzene	EPA 8260	<1.0	ug/L	MQS	03/09/2009
1,2,4-Trimethylbenzene	EPA 8260	<1.0	ug/L	MQS	03/09/2009
sec-Butylbenzene	EPA 8260	<1.0	ug/L	MQS	03/09/2009
p-Isopropyltoluene	EPA 8260	<1.0	ug/L	MQS	03/09/2009
1,3-Dichlorobenzene	EPA 8260	<1.0	ug/L	MQS	03/09/2009
1,4-Dichlorobenzene	EPA 8260	<1.0	ug/L	MQS	03/09/2009
n-Butylbenzene	EPA 8260	<1.0	ug/L	MQS	03/09/2009
1,2-Dichlorobenzene	EPA 8260	<1.0	ug/L	MQS	03/09/2009
1,2-Dibromo-3-Chloropropane	EPA 8260	<5.0	ug/L	MQS	03/09/2009
1,2,4-Trichlorobenzene	EPA 8260	<1.0	ug/L	MQS	03/09/2009
Hexachlorobutadiene	EPA 8260	<1.0	ug/L	MQS	03/09/2009
Naphthalene	EPA 8260	<2.0	ug/L	MQS	03/09/2009
1,2,3-Trichlorobenzene	EPA 8260	<1.0	ug/L	MQS	03/09/2009
Surrogates:	EPA 8260				
***1,2-Dichloroethane-D4	EPA 8260	101	% R	MQS	03/09/2009
***Toluene-D8	EPA 8260	105	% R	MQS	03/09/2009
***4-Bromofluorobenzene	EPA 8260	103	% R	MQS	03/09/2009
Preparation	EPA 5030B	1.0	CF	MQS	03/09/2009
SEMI-VOLATILE ORGANICS	EPA 8270			CMG	03/10/2009
bis(2-Ethylhexyl)Phthalate	EPA 8270	<10	ug/L	CMG	03/10/2009



ANALYTICAL REPORT

GZA GeoEnvironmental, Inc.
 140 Broadway
 Providence, RI 02903

Stephen Andrus - Angela Harvey

Project Name.: **Charbert UIC Quarterly Testing**
 Project No.: **03.0032795.33**

Date Received: **03/06/2009**
 Date Reported: **03/12/2009**
 Work Order No.: **0903-00019**

Sample ID: **MW - 6**

Sample No.: **001**

Sample Date: **03/03/2009**

Test Performed	Method	Results	Units	Tech	Analysis Date
Surrogates:	EPA 8270				
***Nitrobenzene-D5	EPA 8270	35.7	% R	CMG	03/10/2009
***2-Fluorobiphenyl	EPA 8270	36.3	% R	CMG	03/10/2009
***P-Terphenyl-D14	EPA 8270	36.4	% R	CMG	03/10/2009
Extraction	EPA 3510C	1.0	DF	TN	03/10/2009
TOTAL PETROLEUM HYDROCARBON	Mod. EPA 8100			RJD	03/10/2009
Hydrocarbon Content		<200	ug/L	RJD	03/10/2009
Surrogate:					
***p-Terphenyl		50.0	% R	RJD	03/10/2009
Extraction	EPA 3510C	1.0	DF	TN	03/09/2009
TOTAL METALS					
Chromium	EPA 6010B	<0.0050	mg/L	LLZ	03/11/2009



ANALYTICAL REPORT

GZA GeoEnvironmental, Inc.
140 Broadway
Providence, RI 02903

Stephen Andrus - Angela Harvey

Project Name.: **Charbert UIC Quarterly Testing**
Project No.: **03.0032795.33**

Date Received: **03/06/2009**
Date Reported: **03/12/2009**
Work Order No.: **0903-00019**

Sample ID: **MW - 6 / Dissolved Metal**

Sample No.: **002**

Sample Date: **03/03/2009**

Test Performed	Method	Results	Units	Tech	Analysis Date
DISSOLVED METALS					
Chromium	EPA 6010B	<0.0050	mg/L	LLZ	03/10/2009



ANALYTICAL REPORT

GZA GeoEnvironmental, Inc.
 140 Broadway
 Providence, RI 02903

Stephen Andrus - Angela Harvey

Project Name.: **Charbert UIC Quarterly Testing**
 Project No.: **03.0032795.33**

Date Received: **03/06/2009**
 Date Reported: **03/12/2009**
 Work Order No.: **0903-00019**

Sample ID: **MW - 1A**
 Sample Date: **03/04/2009**

Sample No.: **003**

Test Performed	Method	Results	Units	Tech	Analysis Date
VOLATILE ORGANICS	EPA 8260			MQS	03/09/2009
Dichlorodifluoromethane	EPA 8260	<2.0	ug/L	MQS	03/09/2009
Chloromethane	EPA 8260	<2.0	ug/L	MQS	03/09/2009
Vinyl Chloride	EPA 8260	<1.0	ug/L	MQS	03/09/2009
Bromomethane	EPA 8260	<2.0	ug/L	MQS	03/09/2009
Chloroethane	EPA 8260	<1.0	ug/L	MQS	03/09/2009
Trichlorofluoromethane	EPA 8260	<2.0	ug/L	MQS	03/09/2009
Diethylether	EPA 8260	<5.0	ug/L	MQS	03/09/2009
Acetone	EPA 8260	<25	ug/L	MQS	03/09/2009
1,1-Dichloroethene	EPA 8260	<1.0	ug/L	MQS	03/09/2009
Dichloromethane	EPA 8260	<2.0	ug/L	MQS	03/09/2009
Methyl-Tert-Butyl-Ether	EPA 8260	<1.0	ug/L	MQS	03/09/2009
trans-1,2-Dichloroethene	EPA 8260	<1.0	ug/L	MQS	03/09/2009
1,1-Dichloroethane	EPA 8260	<1.0	ug/L	MQS	03/09/2009
2-Butanone	EPA 8260	<25	ug/L	MQS	03/09/2009
2,2-Dichloropropane	EPA 8260	<1.0	ug/L	MQS	03/09/2009
cis-1,2-Dichloroethene	EPA 8260	<1.0	ug/L	MQS	03/09/2009
Chloroform	EPA 8260	<1.0	ug/L	MQS	03/09/2009
Bromochloromethane	EPA 8260	<1.0	ug/L	MQS	03/09/2009
Tetrahydrofuran	EPA 8260	<10	ug/L	MQS	03/09/2009
1,1,1-Trichloroethane	EPA 8260	<1.0	ug/L	MQS	03/09/2009
1,1-Dichloropropene	EPA 8260	<1.0	ug/L	MQS	03/09/2009
Carbon Tetrachloride	EPA 8260	<1.0	ug/L	MQS	03/09/2009
1,2-Dichloroethane	EPA 8260	<1.0	ug/L	MQS	03/09/2009
Benzene	EPA 8260	<1.0	ug/L	MQS	03/09/2009
Trichloroethene	EPA 8260	<1.0	ug/L	MQS	03/09/2009
1,2-Dichloropropane	EPA 8260	<1.0	ug/L	MQS	03/09/2009
Bromodichloromethane	EPA 8260	<1.0	ug/L	MQS	03/09/2009
Dibromomethane	EPA 8260	<1.0	ug/L	MQS	03/09/2009
4-Methyl-2-Pentanone	EPA 8260	<25	ug/L	MQS	03/09/2009
cis-1,3-Dichloropropene	EPA 8260	<1.0	ug/L	MQS	03/09/2009
Toluene	EPA 8260	<1.0	ug/L	MQS	03/09/2009
trans-1,3-Dichloropropene	EPA 8260	<2.0	ug/L	MQS	03/09/2009
1,1,2-Trichloroethane	EPA 8260	<1.0	ug/L	MQS	03/09/2009
2-Hexanone	EPA 8260	<25	ug/L	MQS	03/09/2009
1,3-Dichloropropane	EPA 8260	<1.0	ug/L	MQS	03/09/2009
Tetrachloroethene	EPA 8260	<1.0	ug/L	MQS	03/09/2009



ANALYTICAL REPORT

GZA GeoEnvironmental, Inc.
 140 Broadway
 Providence, RI 02903

Stephen Andrus - Angela Harvey

Project Name.: **Charbert UIC Quarterly Testing**
 Project No.: **03.0032795.33**

Date Received: **03/06/2009**
 Date Reported: **03/12/2009**
 Work Order No.: **0903-00019**

Sample ID: **MW - 1A**
 Sample Date: **03/04/2009**

Sample No.: **003**

Test Performed	Method	Results	Units	Tech	Analysis Date
Dibromochloromethane	EPA 8260	<1.0	ug/L	MQS	03/09/2009
1,2-Dibromoethane (EDB)	EPA 8260	<2.0	ug/L	MQS	03/09/2009
Chlorobenzene	EPA 8260	<1.0	ug/L	MQS	03/09/2009
1,1,1,2-Tetrachloroethane	EPA 8260	<1.0	ug/L	MQS	03/09/2009
Ethylbenzene	EPA 8260	<1.0	ug/L	MQS	03/09/2009
m&p-Xylene	EPA 8260	<2.0	ug/L	MQS	03/09/2009
o-Xylene	EPA 8260	<1.0	ug/L	MQS	03/09/2009
Styrene	EPA 8260	<1.0	ug/L	MQS	03/09/2009
Bromoform	EPA 8260	<2.0	ug/L	MQS	03/09/2009
Isopropylbenzene	EPA 8260	<1.0	ug/L	MQS	03/09/2009
1,1,2,2-Tetrachloroethane	EPA 8260	<1.0	ug/L	MQS	03/09/2009
1,2,3-Trichloropropane	EPA 8260	<1.0	ug/L	MQS	03/09/2009
Bromobenzene	EPA 8260	<1.0	ug/L	MQS	03/09/2009
N-Propylbenzene	EPA 8260	<1.0	ug/L	MQS	03/09/2009
2-Chlorotoluene	EPA 8260	<1.0	ug/L	MQS	03/09/2009
1,3,5-Trimethylbenzene	EPA 8260	<1.0	ug/L	MQS	03/09/2009
4-Chlorotoluene	EPA 8260	<1.0	ug/L	MQS	03/09/2009
tert-Butylbenzene	EPA 8260	<1.0	ug/L	MQS	03/09/2009
1,2,4-Trimethylbenzene	EPA 8260	<1.0	ug/L	MQS	03/09/2009
sec-Butylbenzene	EPA 8260	<1.0	ug/L	MQS	03/09/2009
p-Isopropyltoluene	EPA 8260	<1.0	ug/L	MQS	03/09/2009
1,3-Dichlorobenzene	EPA 8260	<1.0	ug/L	MQS	03/09/2009
1,4-Dichlorobenzene	EPA 8260	<1.0	ug/L	MQS	03/09/2009
n-Butylbenzene	EPA 8260	<1.0	ug/L	MQS	03/09/2009
1,2-Dichlorobenzene	EPA 8260	<1.0	ug/L	MQS	03/09/2009
1,2-Dibromo-3-Chloropropane	EPA 8260	<5.0	ug/L	MQS	03/09/2009
1,2,4-Trichlorobenzene	EPA 8260	<1.0	ug/L	MQS	03/09/2009
Hexachlorobutadiene	EPA 8260	<1.0	ug/L	MQS	03/09/2009
Naphthalene	EPA 8260	<2.0	ug/L	MQS	03/09/2009
1,2,3-Trichlorobenzene	EPA 8260	<1.0	ug/L	MQS	03/09/2009
Surrogates:	EPA 8260				
***1,2-Dichloroethane-D4	EPA 8260	97.8	% R	MQS	03/09/2009
***Toluene-D8	EPA 8260	104	% R	MQS	03/09/2009
***4-Bromofluorobenzene	EPA 8260	104	% R	MQS	03/09/2009
Preparation	EPA 5030B	1.0	CF	MQS	03/09/2009
SEMI-VOLATILE ORGANICS	EPA 8270			CMG	03/11/2009
bis(2-Ethylhexyl)Phthalate	EPA 8270	<10	ug/L	CMG	03/11/2009



ANALYTICAL REPORT

GZA GeoEnvironmental, Inc.
 140 Broadway
 Providence, RI 02903

Stephen Andrus - Angela Harvey

Project Name.: **Charbert UIC Quarterly Testing**
 Project No.: **03.0032795.33**

Date Received: **03/06/2009**
 Date Reported: **03/12/2009**
 Work Order No.: **0903-00019**

Sample ID: **MW - 1A**
 Sample Date: **03/04/2009**

Sample No.: **003**

Test Performed	Method	Results	Units	Tech	Analysis Date
Surrogates:	EPA 8270				
***Nitrobenzene-D5	EPA 8270	60.0	% R	CMG	03/11/2009
***2-Fluorobiphenyl	EPA 8270	58.3	% R	CMG	03/11/2009
***P-Terphenyl-D14	EPA 8270	83.3	% R	CMG	03/11/2009
Extraction	EPA 3510C	1.0	DF	TN	03/10/2009
TOTAL PETROLEUM HYDROCARBON	Mod. EPA 8100			RJD	03/10/2009
Hydrocarbon Content		1900	ug/L	RJD	03/10/2009
Surrogate:					
***p-Terphenyl		70.8	% R	RJD	03/10/2009
Extraction	EPA 3510C	1.0	DF	TN	03/09/2009
TOTAL METALS					
Chromium	EPA 6010B	0.023	mg/L	LLZ	03/10/2009



ANALYTICAL REPORT

GZA GeoEnvironmental, Inc.
 140 Broadway
 Providence, RI 02903

Stephen Andrus - Angela Harvey

Project Name.: **Charbert UIC Quarterly Testing**
 Project No.: **03.0032795.33**

Date Received: **03/06/2009**
 Date Reported: **03/12/2009**
 Work Order No.: **0903-00019**

Sample ID: **MW - 1A / Dissolved Metal**

Sample No.: **004**

Sample Date: **03/04/2009**

Test Performed	Method	Results	Units	Tech	Analysis Date
DISSOLVED METALS Chromium	EPA 6010B	0.010	mg/L	LLZ	03/10/2009



ANALYTICAL REPORT

GZA GeoEnvironmental, Inc.
 140 Broadway
 Providence, RI 02903

Stephen Andrus - Angela Harvey

Project Name.: **Charbert UIC Quarterly Testing**
 Project No.: **03.0032795.33**

Date Received: **03/06/2009**
 Date Reported: **03/12/2009**
 Work Order No.: **0903-00019**

Sample ID: **MW - 2A**
 Sample Date: **03/03/2009**

Sample No.: **005**

Test Performed	Method	Results	Units	Tech	Analysis Date
VOLATILE ORGANICS	EPA 8260			MQS	03/09/2009
Dichlorodifluoromethane	EPA 8260	<2.0	ug/L	MQS	03/09/2009
Chloromethane	EPA 8260	<2.0	ug/L	MQS	03/09/2009
Vinyl Chloride	EPA 8260	<1.0	ug/L	MQS	03/09/2009
Bromomethane	EPA 8260	<2.0	ug/L	MQS	03/09/2009
Chloroethane	EPA 8260	<1.0	ug/L	MQS	03/09/2009
Trichlorofluoromethane	EPA 8260	<2.0	ug/L	MQS	03/09/2009
Diethylether	EPA 8260	<5.0	ug/L	MQS	03/09/2009
Acetone	EPA 8260	<25	ug/L	MQS	03/09/2009
1,1-Dichloroethene	EPA 8260	<1.0	ug/L	MQS	03/09/2009
Dichloromethane	EPA 8260	<2.0	ug/L	MQS	03/09/2009
Methyl-Tert-Butyl-Ether	EPA 8260	<1.0	ug/L	MQS	03/09/2009
trans-1,2-Dichloroethene	EPA 8260	<1.0	ug/L	MQS	03/09/2009
1,1-Dichloroethane	EPA 8260	<1.0	ug/L	MQS	03/09/2009
2-Butanone	EPA 8260	<25	ug/L	MQS	03/09/2009
2,2-Dichloropropane	EPA 8260	<1.0	ug/L	MQS	03/09/2009
cis-1,2-Dichloroethene	EPA 8260	<1.0	ug/L	MQS	03/09/2009
Chloroform	EPA 8260	<1.0	ug/L	MQS	03/09/2009
Bromochloromethane	EPA 8260	<1.0	ug/L	MQS	03/09/2009
Tetrahydrofuran	EPA 8260	<10	ug/L	MQS	03/09/2009
1,1,1-Trichloroethane	EPA 8260	<1.0	ug/L	MQS	03/09/2009
1,1-Dichloropropene	EPA 8260	<1.0	ug/L	MQS	03/09/2009
Carbon Tetrachloride	EPA 8260	<1.0	ug/L	MQS	03/09/2009
1,2-Dichloroethane	EPA 8260	<1.0	ug/L	MQS	03/09/2009
Benzene	EPA 8260	<1.0	ug/L	MQS	03/09/2009
Trichloroethene	EPA 8260	<1.0	ug/L	MQS	03/09/2009
1,2-Dichloropropane	EPA 8260	<1.0	ug/L	MQS	03/09/2009
Bromodichloromethane	EPA 8260	<1.0	ug/L	MQS	03/09/2009
Dibromomethane	EPA 8260	<1.0	ug/L	MQS	03/09/2009
4-Methyl-2-Pentanone	EPA 8260	<25	ug/L	MQS	03/09/2009
cis-1,3-Dichloropropene	EPA 8260	<1.0	ug/L	MQS	03/09/2009
Toluene	EPA 8260	<1.0	ug/L	MQS	03/09/2009
trans-1,3-Dichloropropene	EPA 8260	<2.0	ug/L	MQS	03/09/2009
1,1,2-Trichloroethane	EPA 8260	<1.0	ug/L	MQS	03/09/2009
2-Hexanone	EPA 8260	<25	ug/L	MQS	03/09/2009
1,3-Dichloropropane	EPA 8260	<1.0	ug/L	MQS	03/09/2009
Tetrachloroethene	EPA 8260	<1.0	ug/L	MQS	03/09/2009



ANALYTICAL REPORT

GZA GeoEnvironmental, Inc.
 140 Broadway
 Providence, RI 02903

Stephen Andrus - Angela Harvey

Project Name.: **Charbert UIC Quarterly Testing**
 Project No.: **03.0032795.33**

Date Received: **03/06/2009**
 Date Reported: **03/12/2009**
 Work Order No.: **0903-00019**

Sample ID: **MW - 2A**
 Sample Date: **03/03/2009**

Sample No.: **005**

Test Performed	Method	Results	Units	Tech	Analysis Date
Dibromochloromethane	EPA 8260	<1.0	ug/L	MQS	03/09/2009
1,2-Dibromoethane (EDB)	EPA 8260	<2.0	ug/L	MQS	03/09/2009
Chlorobenzene	EPA 8260	<1.0	ug/L	MQS	03/09/2009
1,1,1,2-Tetrachloroethane	EPA 8260	<1.0	ug/L	MQS	03/09/2009
Ethylbenzene	EPA 8260	<1.0	ug/L	MQS	03/09/2009
m&p-Xylene	EPA 8260	<2.0	ug/L	MQS	03/09/2009
o-Xylene	EPA 8260	<1.0	ug/L	MQS	03/09/2009
Styrene	EPA 8260	<1.0	ug/L	MQS	03/09/2009
Bromoform	EPA 8260	<2.0	ug/L	MQS	03/09/2009
Isopropylbenzene	EPA 8260	<1.0	ug/L	MQS	03/09/2009
1,1,2,2-Tetrachloroethane	EPA 8260	<1.0	ug/L	MQS	03/09/2009
1,2,3-Trichloropropane	EPA 8260	<1.0	ug/L	MQS	03/09/2009
Bromobenzene	EPA 8260	<1.0	ug/L	MQS	03/09/2009
N-Propylbenzene	EPA 8260	<1.0	ug/L	MQS	03/09/2009
2-Chlorotoluene	EPA 8260	<1.0	ug/L	MQS	03/09/2009
1,3,5-Trimethylbenzene	EPA 8260	<1.0	ug/L	MQS	03/09/2009
4-Chlorotoluene	EPA 8260	<1.0	ug/L	MQS	03/09/2009
tert-Butylbenzene	EPA 8260	<1.0	ug/L	MQS	03/09/2009
1,2,4-Trimethylbenzene	EPA 8260	<1.0	ug/L	MQS	03/09/2009
sec-Butylbenzene	EPA 8260	<1.0	ug/L	MQS	03/09/2009
p-Isopropyltoluene	EPA 8260	<1.0	ug/L	MQS	03/09/2009
1,3-Dichlorobenzene	EPA 8260	<1.0	ug/L	MQS	03/09/2009
1,4-Dichlorobenzene	EPA 8260	<1.0	ug/L	MQS	03/09/2009
n-Butylbenzene	EPA 8260	<1.0	ug/L	MQS	03/09/2009
1,2-Dichlorobenzene	EPA 8260	<1.0	ug/L	MQS	03/09/2009
1,2-Dibromo-3-Chloropropane	EPA 8260	<5.0	ug/L	MQS	03/09/2009
1,2,4-Trichlorobenzene	EPA 8260	<1.0	ug/L	MQS	03/09/2009
Hexachlorobutadiene	EPA 8260	<1.0	ug/L	MQS	03/09/2009
Naphthalene	EPA 8260	<2.0	ug/L	MQS	03/09/2009
1,2,3-Trichlorobenzene	EPA 8260	<1.0	ug/L	MQS	03/09/2009
Surrogates:	EPA 8260				
***1,2-Dichloroethane-D4	EPA 8260	104	% R	MQS	03/09/2009
***Toluene-D8	EPA 8260	104	% R	MQS	03/09/2009
***4-Bromofluorobenzene	EPA 8260	103	% R	MQS	03/09/2009
Preparation	EPA 5030B	1.0	CF	MQS	03/09/2009
TOTAL PETROLEUM HYDROCARBON	Mod. EPA 8100			RJD	03/10/2009
Hydrocarbon Content		5600	ug/L	RJD	03/10/2009



ANALYTICAL REPORT

GZA GeoEnvironmental, Inc.
 140 Broadway
 Providence, RI 02903

Stephen Andrus - Angela Harvey

Project Name.: **Charbert UIC Quarterly Testing**
 Project No.: **03.0032795.33**

Date Received: **03/06/2009**
 Date Reported: **03/12/2009**
 Work Order No.: **0903-00019**

Sample ID: **MW - 2A**
 Sample Date: **03/03/2009**

Sample No.: **005**

Test Performed	Method	Results	Units	Tech	Analysis Date
Surrogate:					
***p-Terphenyl		97.0	% R	RJD	03/10/2009
Extraction	EPA 3510C	1.0	DF	TN	03/09/2009
TOTAL METALS					
Chromium	EPA 6010B	0.013	mg/L	LLZ	03/10/2009
SEMI-VOLATILE ORGANICS	EPA 8270			CMG	03/11/2009
bis(2-Ethylhexyl)Phthalate	EPA 8270	<10	ug/L	CMG	03/11/2009
Surrogates:	EPA 8270				
***Nitrobenzene-D5	EPA 8270	61.7	% R	CMG	03/11/2009
***2-Fluorobiphenyl	EPA 8270	61.4	% R	CMG	03/11/2009
***P-Terphenyl-D14	EPA 8270	70.6	% R	CMG	03/11/2009
Extraction	EPA 3510C	1.0	DF	TN	03/10/2009



ANALYTICAL REPORT

GZA GeoEnvironmental, Inc.
140 Broadway
Providence, RI 02903

Stephen Andrus - Angela Harvey

Project Name.: **Charbert UIC Quarterly Testing**
Project No.: **03.0032795.33**

Date Received: **03/06/2009**
Date Reported: **03/12/2009**
Work Order No.: **0903-00019**

Sample ID: **MW - 2A / Dissolved Metal**
Sample Date: **03/03/2009**

Sample No.: **006**

Test Performed	Method	Results	Units	Tech	Analysis Date
DISSOLVED METALS Chromium	EPA 6010B	0.0077	mg/L	LLZ	03/10/2009



ANALYTICAL REPORT

GZA GeoEnvironmental, Inc.
 140 Broadway
 Providence, RI 02903

Stephen Andrus - Angela Harvey

Project Name.: **Charbert UIC Quarterly Testing**
 Project No.: **03.0032795.33**

Date Received: **03/06/2009**
 Date Reported: **03/12/2009**
 Work Order No.: **0903-00019**

Sample ID: **MW - 3**
 Sample Date: **03/03/2009**

Sample No.: **007**

Test Performed	Method	Results	Units	Tech	Analysis Date
VOLATILE ORGANICS	EPA 8260			MQS	03/09/2009
Dichlorodifluoromethane	EPA 8260	<2.0	ug/L	MQS	03/09/2009
Chloromethane	EPA 8260	<2.0	ug/L	MQS	03/09/2009
Vinyl Chloride	EPA 8260	<1.0	ug/L	MQS	03/09/2009
Bromomethane	EPA 8260	<2.0	ug/L	MQS	03/09/2009
Chloroethane	EPA 8260	<1.0	ug/L	MQS	03/09/2009
Trichlorofluoromethane	EPA 8260	<2.0	ug/L	MQS	03/09/2009
Diethylether	EPA 8260	<5.0	ug/L	MQS	03/09/2009
Acetone	EPA 8260	<25	ug/L	MQS	03/09/2009
1,1-Dichloroethene	EPA 8260	<1.0	ug/L	MQS	03/09/2009
Dichloromethane	EPA 8260	<2.0	ug/L	MQS	03/09/2009
Methyl-Tert-Butyl-Ether	EPA 8260	<1.0	ug/L	MQS	03/09/2009
trans-1,2-Dichloroethene	EPA 8260	<1.0	ug/L	MQS	03/09/2009
1,1-Dichloroethane	EPA 8260	<1.0	ug/L	MQS	03/09/2009
2-Butanone	EPA 8260	<25	ug/L	MQS	03/09/2009
2,2-Dichloropropane	EPA 8260	<1.0	ug/L	MQS	03/09/2009
cis-1,2-Dichloroethene	EPA 8260	<1.0	ug/L	MQS	03/09/2009
Chloroform	EPA 8260	<1.0	ug/L	MQS	03/09/2009
Bromochloromethane	EPA 8260	<1.0	ug/L	MQS	03/09/2009
Tetrahydrofuran	EPA 8260	<10	ug/L	MQS	03/09/2009
1,1,1-Trichloroethane	EPA 8260	<1.0	ug/L	MQS	03/09/2009
1,1-Dichloropropene	EPA 8260	<1.0	ug/L	MQS	03/09/2009
Carbon Tetrachloride	EPA 8260	<1.0	ug/L	MQS	03/09/2009
1,2-Dichloroethane	EPA 8260	<1.0	ug/L	MQS	03/09/2009
Benzene	EPA 8260	<1.0	ug/L	MQS	03/09/2009
Trichloroethene	EPA 8260	<1.0	ug/L	MQS	03/09/2009
1,2-Dichloropropane	EPA 8260	<1.0	ug/L	MQS	03/09/2009
Bromodichloromethane	EPA 8260	<1.0	ug/L	MQS	03/09/2009
Dibromomethane	EPA 8260	<1.0	ug/L	MQS	03/09/2009
4-Methyl-2-Pentanone	EPA 8260	<25	ug/L	MQS	03/09/2009
cis-1,3-Dichloropropene	EPA 8260	<1.0	ug/L	MQS	03/09/2009
Toluene	EPA 8260	<1.0	ug/L	MQS	03/09/2009
trans-1,3-Dichloropropene	EPA 8260	<2.0	ug/L	MQS	03/09/2009
1,1,2-Trichloroethane	EPA 8260	<1.0	ug/L	MQS	03/09/2009
2-Hexanone	EPA 8260	<25	ug/L	MQS	03/09/2009
1,3-Dichloropropane	EPA 8260	<1.0	ug/L	MQS	03/09/2009
Tetrachloroethene	EPA 8260	<1.0	ug/L	MQS	03/09/2009



ANALYTICAL REPORT

GZA GeoEnvironmental, Inc.
 140 Broadway
 Providence, RI 02903

Stephen Andrus - Angela Harvey

Project Name.: **Charbert UIC Quarterly Testing**
 Project No.: **03.0032795.33**

Date Received: **03/06/2009**
 Date Reported: **03/12/2009**
 Work Order No.: **0903-00019**

Sample ID: **MW - 3**
 Sample Date: **03/03/2009**

Sample No.: **007**

Test Performed	Method	Results	Units	Tech	Analysis Date
Dibromochloromethane	EPA 8260	<1.0	ug/L	MQS	03/09/2009
1,2-Dibromoethane (EDB)	EPA 8260	<2.0	ug/L	MQS	03/09/2009
Chlorobenzene	EPA 8260	<1.0	ug/L	MQS	03/09/2009
1,1,1,2-Tetrachloroethane	EPA 8260	<1.0	ug/L	MQS	03/09/2009
Ethylbenzene	EPA 8260	<1.0	ug/L	MQS	03/09/2009
m&p-Xylene	EPA 8260	<2.0	ug/L	MQS	03/09/2009
o-Xylene	EPA 8260	<1.0	ug/L	MQS	03/09/2009
Styrene	EPA 8260	<1.0	ug/L	MQS	03/09/2009
Bromoform	EPA 8260	<2.0	ug/L	MQS	03/09/2009
Isopropylbenzene	EPA 8260	<1.0	ug/L	MQS	03/09/2009
1,1,2,2-Tetrachloroethane	EPA 8260	<1.0	ug/L	MQS	03/09/2009
1,2,3-Trichloropropane	EPA 8260	<1.0	ug/L	MQS	03/09/2009
Bromobenzene	EPA 8260	<1.0	ug/L	MQS	03/09/2009
N-Propylbenzene	EPA 8260	<1.0	ug/L	MQS	03/09/2009
2-Chlorotoluene	EPA 8260	<1.0	ug/L	MQS	03/09/2009
1,3,5-Trimethylbenzene	EPA 8260	<1.0	ug/L	MQS	03/09/2009
4-Chlorotoluene	EPA 8260	<1.0	ug/L	MQS	03/09/2009
tert-Butylbenzene	EPA 8260	<1.0	ug/L	MQS	03/09/2009
1,2,4-Trimethylbenzene	EPA 8260	<1.0	ug/L	MQS	03/09/2009
sec-Butylbenzene	EPA 8260	<1.0	ug/L	MQS	03/09/2009
p-Isopropyltoluene	EPA 8260	<1.0	ug/L	MQS	03/09/2009
1,3-Dichlorobenzene	EPA 8260	<1.0	ug/L	MQS	03/09/2009
1,4-Dichlorobenzene	EPA 8260	<1.0	ug/L	MQS	03/09/2009
n-Butylbenzene	EPA 8260	<1.0	ug/L	MQS	03/09/2009
1,2-Dichlorobenzene	EPA 8260	<1.0	ug/L	MQS	03/09/2009
1,2-Dibromo-3-Chloropropane	EPA 8260	<5.0	ug/L	MQS	03/09/2009
1,2,4-Trichlorobenzene	EPA 8260	<1.0	ug/L	MQS	03/09/2009
Hexachlorobutadiene	EPA 8260	<1.0	ug/L	MQS	03/09/2009
Naphthalene	EPA 8260	<2.0	ug/L	MQS	03/09/2009
1,2,3-Trichlorobenzene	EPA 8260	<1.0	ug/L	MQS	03/09/2009
Surrogates:	EPA 8260				
***1,2-Dichloroethane-D4	EPA 8260	98.4	% R	MQS	03/09/2009
***Toluene-D8	EPA 8260	104	% R	MQS	03/09/2009
***4-Bromofluorobenzene	EPA 8260	102	% R	MQS	03/09/2009
Preparation	EPA 5030B	1.0	CF	MQS	03/09/2009
SEMI-VOLATILE ORGANICS	EPA 8270			CMG	03/11/2009
bis(2-Ethylhexyl)Phthalate	EPA 8270	<10	ug/L	CMG	03/11/2009



ANALYTICAL REPORT

GZA GeoEnvironmental, Inc.
 140 Broadway
 Providence, RI 02903

Stephen Andrus - Angela Harvey

Project Name.: **Charbert UIC Quarterly Testing**
 Project No.: **03.0032795.33**

Date Received: **03/06/2009**
 Date Reported: **03/12/2009**
 Work Order No.: **0903-00019**

Sample ID: **MW - 3**
 Sample Date: **03/03/2009**

Sample No.: **007**

Test Performed	Method	Results	Units	Tech	Analysis Date
Surrogates:	EPA 8270				
***Nitrobenzene-D5	EPA 8270	58.1	% R	CMG	03/11/2009
***2-Fluorobiphenyl	EPA 8270	63.1	% R	CMG	03/11/2009
***P-Terphenyl-D14	EPA 8270	70.7	% R	CMG	03/11/2009
Extraction	EPA 3510C	1.0	DF	TN	03/10/2009
TOTAL PETROLEUM HYDROCARBON	Mod. EPA 8100			RJD	03/10/2009
Hydrocarbon Content		3000	ug/L	RJD	03/10/2009
Surrogate:					
***p-Terphenyl		88.7	% R	RJD	03/10/2009
Extraction	EPA 3510C	1.0	DF	TN	03/09/2009
TOTAL METALS					
Chromium	EPA 6010B	0.0079	mg/L	LLZ	03/10/2009



ANALYTICAL REPORT

GZA GeoEnvironmental, Inc.
 140 Broadway
 Providence, RI 02903

Stephen Andrus - Angela Harvey

Project Name.: **Charbert UIC Quarterly Testing**
 Project No.: **03.0032795.33**

Date Received: **03/06/2009**
 Date Reported: **03/12/2009**
 Work Order No.: **0903-00019**

Sample ID: **MW - 3 / Dissolved Metal**
 Sample Date: **03/03/2009**

Sample No.: **008**

Test Performed	Method	Results	Units	Tech	Analysis Date
DISSOLVED METALS Chromium	EPA 6010B	0.0061	mg/L	LLZ	03/10/2009



ANALYTICAL REPORT

GZA GeoEnvironmental, Inc.
 140 Broadway
 Providence, RI 02903

Stephen Andrus - Angela Harvey

Project Name.: **Charbert UIC Quarterly Testing**
 Project No.: **03.0032795.33**

Date Received: **03/06/2009**
 Date Reported: **03/12/2009**
 Work Order No.: **0903-00019**

Sample ID: **MW - 4A**
 Sample Date: **03/03/2009**

Sample No.: **009**

Test Performed	Method	Results	Units	Tech	Analysis Date
VOLATILE ORGANICS	EPA 8260			MQS	03/09/2009
Dichlorodifluoromethane	EPA 8260	<2.0	ug/L	MQS	03/09/2009
Chloromethane	EPA 8260	<2.0	ug/L	MQS	03/09/2009
Vinyl Chloride	EPA 8260	<1.0	ug/L	MQS	03/09/2009
Bromomethane	EPA 8260	<2.0	ug/L	MQS	03/09/2009
Chloroethane	EPA 8260	<1.0	ug/L	MQS	03/09/2009
Trichlorofluoromethane	EPA 8260	<2.0	ug/L	MQS	03/09/2009
Diethylether	EPA 8260	<5.0	ug/L	MQS	03/09/2009
Acetone	EPA 8260	<25	ug/L	MQS	03/09/2009
1,1-Dichloroethene	EPA 8260	<1.0	ug/L	MQS	03/09/2009
Dichloromethane	EPA 8260	<2.0	ug/L	MQS	03/09/2009
Methyl-Tert-Butyl-Ether	EPA 8260	<1.0	ug/L	MQS	03/09/2009
trans-1,2-Dichloroethene	EPA 8260	<1.0	ug/L	MQS	03/09/2009
1,1-Dichloroethane	EPA 8260	<1.0	ug/L	MQS	03/09/2009
2-Butanone	EPA 8260	<25	ug/L	MQS	03/09/2009
2,2-Dichloropropane	EPA 8260	<1.0	ug/L	MQS	03/09/2009
cis-1,2-Dichloroethene	EPA 8260	<1.0	ug/L	MQS	03/09/2009
Chloroform	EPA 8260	<1.0	ug/L	MQS	03/09/2009
Bromochloromethane	EPA 8260	<1.0	ug/L	MQS	03/09/2009
Tetrahydrofuran	EPA 8260	<10	ug/L	MQS	03/09/2009
1,1,1-Trichloroethane	EPA 8260	<1.0	ug/L	MQS	03/09/2009
1,1-Dichloropropene	EPA 8260	<1.0	ug/L	MQS	03/09/2009
Carbon Tetrachloride	EPA 8260	<1.0	ug/L	MQS	03/09/2009
1,2-Dichloroethane	EPA 8260	<1.0	ug/L	MQS	03/09/2009
Benzene	EPA 8260	<1.0	ug/L	MQS	03/09/2009
Trichloroethene	EPA 8260	<1.0	ug/L	MQS	03/09/2009
1,2-Dichloropropane	EPA 8260	<1.0	ug/L	MQS	03/09/2009
Bromodichloromethane	EPA 8260	<1.0	ug/L	MQS	03/09/2009
Dibromomethane	EPA 8260	<1.0	ug/L	MQS	03/09/2009
4-Methyl-2-Pentanone	EPA 8260	<25	ug/L	MQS	03/09/2009
cis-1,3-Dichloropropene	EPA 8260	<1.0	ug/L	MQS	03/09/2009
Toluene	EPA 8260	<1.0	ug/L	MQS	03/09/2009
trans-1,3-Dichloropropene	EPA 8260	<2.0	ug/L	MQS	03/09/2009
1,1,2-Trichloroethane	EPA 8260	<1.0	ug/L	MQS	03/09/2009
2-Hexanone	EPA 8260	<25	ug/L	MQS	03/09/2009
1,3-Dichloropropane	EPA 8260	<1.0	ug/L	MQS	03/09/2009
Tetrachloroethene	EPA 8260	<1.0	ug/L	MQS	03/09/2009



ANALYTICAL REPORT

GZA GeoEnvironmental, Inc.
 140 Broadway
 Providence, RI 02903

Stephen Andrus - Angela Harvey

Project Name.: **Charbert UIC Quarterly Testing**
 Project No.: **03.0032795.33**

Date Received: **03/06/2009**
 Date Reported: **03/12/2009**
 Work Order No.: **0903-00019**

Sample ID: **MW - 4A**
 Sample Date: **03/03/2009**

Sample No.: **009**

Test Performed	Method	Results	Units	Tech	Analysis Date
Dibromochloromethane	EPA 8260	<1.0	ug/L	MQS	03/09/2009
1,2-Dibromoethane (EDB)	EPA 8260	<2.0	ug/L	MQS	03/09/2009
Chlorobenzene	EPA 8260	<1.0	ug/L	MQS	03/09/2009
1,1,1,2-Tetrachloroethane	EPA 8260	<1.0	ug/L	MQS	03/09/2009
Ethylbenzene	EPA 8260	<1.0	ug/L	MQS	03/09/2009
m&p-Xylene	EPA 8260	<2.0	ug/L	MQS	03/09/2009
o-Xylene	EPA 8260	<1.0	ug/L	MQS	03/09/2009
Styrene	EPA 8260	<1.0	ug/L	MQS	03/09/2009
Bromoform	EPA 8260	<2.0	ug/L	MQS	03/09/2009
Isopropylbenzene	EPA 8260	<1.0	ug/L	MQS	03/09/2009
1,1,2,2-Tetrachloroethane	EPA 8260	<1.0	ug/L	MQS	03/09/2009
1,2,3-Trichloropropane	EPA 8260	<1.0	ug/L	MQS	03/09/2009
Bromobenzene	EPA 8260	<1.0	ug/L	MQS	03/09/2009
N-Propylbenzene	EPA 8260	<1.0	ug/L	MQS	03/09/2009
2-Chlorotoluene	EPA 8260	<1.0	ug/L	MQS	03/09/2009
1,3,5-Trimethylbenzene	EPA 8260	<1.0	ug/L	MQS	03/09/2009
4-Chlorotoluene	EPA 8260	<1.0	ug/L	MQS	03/09/2009
tert-Butylbenzene	EPA 8260	<1.0	ug/L	MQS	03/09/2009
1,2,4-Trimethylbenzene	EPA 8260	<1.0	ug/L	MQS	03/09/2009
sec-Butylbenzene	EPA 8260	<1.0	ug/L	MQS	03/09/2009
p-Isopropyltoluene	EPA 8260	<1.0	ug/L	MQS	03/09/2009
1,3-Dichlorobenzene	EPA 8260	<1.0	ug/L	MQS	03/09/2009
1,4-Dichlorobenzene	EPA 8260	<1.0	ug/L	MQS	03/09/2009
n-Butylbenzene	EPA 8260	<1.0	ug/L	MQS	03/09/2009
1,2-Dichlorobenzene	EPA 8260	<1.0	ug/L	MQS	03/09/2009
1,2-Dibromo-3-Chloropropane	EPA 8260	<5.0	ug/L	MQS	03/09/2009
1,2,4-Trichlorobenzene	EPA 8260	<1.0	ug/L	MQS	03/09/2009
Hexachlorobutadiene	EPA 8260	<1.0	ug/L	MQS	03/09/2009
Naphthalene	EPA 8260	<2.0	ug/L	MQS	03/09/2009
1,2,3-Trichlorobenzene	EPA 8260	<1.0	ug/L	MQS	03/09/2009
Surrogates:	EPA 8260				
***1,2-Dichloroethane-D4	EPA 8260	104	% R	MQS	03/09/2009
***Toluene-D8	EPA 8260	103	% R	MQS	03/09/2009
***4-Bromofluorobenzene	EPA 8260	104	% R	MQS	03/09/2009
Preparation	EPA 5030B	1.0	CF	MQS	03/09/2009
SEMI-VOLATILE ORGANICS	EPA 8270			CMG	03/11/2009
bis(2-Ethylhexyl)Phthalate	EPA 8270	<10	ug/L	CMG	03/11/2009



ANALYTICAL REPORT

GZA GeoEnvironmental, Inc.
 140 Broadway
 Providence, RI 02903

Stephen Andrus - Angela Harvey

Project Name.: **Charbert UIC Quarterly Testing**
 Project No.: **03.0032795.33**

Date Received: **03/06/2009**
 Date Reported: **03/12/2009**
 Work Order No.: **0903-00019**

Sample ID: **MW - 4A**
 Sample Date: **03/03/2009**

Sample No.: **009**

Test Performed	Method	Results	Units	Tech	Analysis Date
Surrogates:	EPA 8270				
***Nitrobenzene-D5	EPA 8270	67.6	% R	CMG	03/11/2009
***2-Fluorobiphenyl	EPA 8270	68.9	% R	CMG	03/11/2009
***P-Terphenyl-D14	EPA 8270	78.6	% R	CMG	03/11/2009
Extraction	EPA 3510C	1.0	DF	TN	03/10/2009
TOTAL PETROLEUM HYDROCARBON	Mod. EPA 8100			RJD	03/10/2009
Hydrocarbon Content		6400	ug/L	RJD	03/10/2009
Surrogate:					
***p-Terphenyl		91.0	% R	RJD	03/10/2009
Extraction	EPA 3510C	1.0	DF	TN	03/09/2009
TOTAL METALS					
Chromium	EPA 6010B	0.013	mg/L	LLZ	03/11/2009



ANALYTICAL REPORT

GZA GeoEnvironmental, Inc.
 140 Broadway
 Providence, RI 02903

Stephen Andrus - Angela Harvey

Project Name.: **Charbert UIC Quarterly Testing**
 Project No.: **03.0032795.33**

Date Received: **03/06/2009**
 Date Reported: **03/12/2009**
 Work Order No.: **0903-00019**

Sample ID: **MW - 4A / Dissolved Metal**

Sample No.: **010**

Sample Date: **03/03/2009**

Test Performed	Method	Results	Units	Tech	Analysis Date
DISSOLVED METALS Chromium	EPA 6010B	0.0099	mg/L	LLZ	03/10/2009



ANALYTICAL REPORT

GZA GeoEnvironmental, Inc.
 140 Broadway
 Providence, RI 02903

Stephen Andrus - Angela Harvey

Project Name.: **Charbert UIC Quarterly Testing**
 Project No.: **03.0032795.33**

Date Received: **03/06/2009**
 Date Reported: **03/12/2009**
 Work Order No.: **0903-00019**

Sample ID: **MW - 5B**
 Sample Date: **03/03/2009**

Sample No.: **011**

Test Performed	Method	Results	Units	Tech	Analysis Date
VOLATILE ORGANICS	EPA 8260			MQS	03/09/2009
Dichlorodifluoromethane	EPA 8260	<2.0	ug/L	MQS	03/09/2009
Chloromethane	EPA 8260	<2.0	ug/L	MQS	03/09/2009
Vinyl Chloride	EPA 8260	<1.0	ug/L	MQS	03/09/2009
Bromomethane	EPA 8260	<2.0	ug/L	MQS	03/09/2009
Chloroethane	EPA 8260	<1.0	ug/L	MQS	03/09/2009
Trichlorofluoromethane	EPA 8260	<2.0	ug/L	MQS	03/09/2009
Diethylether	EPA 8260	<5.0	ug/L	MQS	03/09/2009
Acetone	EPA 8260	<25	ug/L	MQS	03/09/2009
1,1-Dichloroethene	EPA 8260	<1.0	ug/L	MQS	03/09/2009
Dichloromethane	EPA 8260	<2.0	ug/L	MQS	03/09/2009
Methyl-Tert-Butyl-Ether	EPA 8260	<1.0	ug/L	MQS	03/09/2009
trans-1,2-Dichloroethene	EPA 8260	<1.0	ug/L	MQS	03/09/2009
1,1-Dichloroethane	EPA 8260	<1.0	ug/L	MQS	03/09/2009
2-Butanone	EPA 8260	<25	ug/L	MQS	03/09/2009
2,2-Dichloropropane	EPA 8260	<1.0	ug/L	MQS	03/09/2009
cis-1,2-Dichloroethene	EPA 8260	<1.0	ug/L	MQS	03/09/2009
Chloroform	EPA 8260	<1.0	ug/L	MQS	03/09/2009
Bromochloromethane	EPA 8260	<1.0	ug/L	MQS	03/09/2009
Tetrahydrofuran	EPA 8260	<10	ug/L	MQS	03/09/2009
1,1,1-Trichloroethane	EPA 8260	<1.0	ug/L	MQS	03/09/2009
1,1-Dichloropropene	EPA 8260	<1.0	ug/L	MQS	03/09/2009
Carbon Tetrachloride	EPA 8260	<1.0	ug/L	MQS	03/09/2009
1,2-Dichloroethane	EPA 8260	<1.0	ug/L	MQS	03/09/2009
Benzene	EPA 8260	<1.0	ug/L	MQS	03/09/2009
Trichloroethene	EPA 8260	<1.0	ug/L	MQS	03/09/2009
1,2-Dichloropropane	EPA 8260	<1.0	ug/L	MQS	03/09/2009
Bromodichloromethane	EPA 8260	<1.0	ug/L	MQS	03/09/2009
Dibromomethane	EPA 8260	<1.0	ug/L	MQS	03/09/2009
4-Methyl-2-Pentanone	EPA 8260	<25	ug/L	MQS	03/09/2009
cis-1,3-Dichloropropene	EPA 8260	<1.0	ug/L	MQS	03/09/2009
Toluene	EPA 8260	<1.0	ug/L	MQS	03/09/2009
trans-1,3-Dichloropropene	EPA 8260	<2.0	ug/L	MQS	03/09/2009
1,1,2-Trichloroethane	EPA 8260	<1.0	ug/L	MQS	03/09/2009
2-Hexanone	EPA 8260	<25	ug/L	MQS	03/09/2009
1,3-Dichloropropane	EPA 8260	<1.0	ug/L	MQS	03/09/2009
Tetrachloroethene	EPA 8260	<1.0	ug/L	MQS	03/09/2009



ANALYTICAL REPORT

GZA GeoEnvironmental, Inc.
 140 Broadway
 Providence, RI 02903

Stephen Andrus - Angela Harvey

Project Name.: **Charbert UIC Quarterly Testing**
 Project No.: **03.0032795.33**

Date Received: **03/06/2009**
 Date Reported: **03/12/2009**
 Work Order No.: **0903-00019**

Sample ID: **MW - 5B**
 Sample Date: **03/03/2009**

Sample No.: **011**

Test Performed	Method	Results	Units	Tech	Analysis Date
Dibromochloromethane	EPA 8260	<1.0	ug/L	MQS	03/09/2009
1,2-Dibromoethane (EDB)	EPA 8260	<2.0	ug/L	MQS	03/09/2009
Chlorobenzene	EPA 8260	<1.0	ug/L	MQS	03/09/2009
1,1,1,2-Tetrachloroethane	EPA 8260	<1.0	ug/L	MQS	03/09/2009
Ethylbenzene	EPA 8260	<1.0	ug/L	MQS	03/09/2009
m&p-Xylene	EPA 8260	<2.0	ug/L	MQS	03/09/2009
o-Xylene	EPA 8260	<1.0	ug/L	MQS	03/09/2009
Styrene	EPA 8260	<1.0	ug/L	MQS	03/09/2009
Bromoform	EPA 8260	<2.0	ug/L	MQS	03/09/2009
Isopropylbenzene	EPA 8260	<1.0	ug/L	MQS	03/09/2009
1,1,2,2-Tetrachloroethane	EPA 8260	<1.0	ug/L	MQS	03/09/2009
1,2,3-Trichloropropane	EPA 8260	<1.0	ug/L	MQS	03/09/2009
Bromobenzene	EPA 8260	<1.0	ug/L	MQS	03/09/2009
N-Propylbenzene	EPA 8260	<1.0	ug/L	MQS	03/09/2009
2-Chlorotoluene	EPA 8260	<1.0	ug/L	MQS	03/09/2009
1,3,5-Trimethylbenzene	EPA 8260	<1.0	ug/L	MQS	03/09/2009
4-Chlorotoluene	EPA 8260	<1.0	ug/L	MQS	03/09/2009
tert-Butylbenzene	EPA 8260	<1.0	ug/L	MQS	03/09/2009
1,2,4-Trimethylbenzene	EPA 8260	<1.0	ug/L	MQS	03/09/2009
sec-Butylbenzene	EPA 8260	<1.0	ug/L	MQS	03/09/2009
p-Isopropyltoluene	EPA 8260	<1.0	ug/L	MQS	03/09/2009
1,3-Dichlorobenzene	EPA 8260	<1.0	ug/L	MQS	03/09/2009
1,4-Dichlorobenzene	EPA 8260	<1.0	ug/L	MQS	03/09/2009
n-Butylbenzene	EPA 8260	<1.0	ug/L	MQS	03/09/2009
1,2-Dichlorobenzene	EPA 8260	<1.0	ug/L	MQS	03/09/2009
1,2-Dibromo-3-Chloropropane	EPA 8260	<5.0	ug/L	MQS	03/09/2009
1,2,4-Trichlorobenzene	EPA 8260	<1.0	ug/L	MQS	03/09/2009
Hexachlorobutadiene	EPA 8260	<1.0	ug/L	MQS	03/09/2009
Naphthalene	EPA 8260	<2.0	ug/L	MQS	03/09/2009
1,2,3-Trichlorobenzene	EPA 8260	<1.0	ug/L	MQS	03/09/2009
Surrogates:	EPA 8260				
***1,2-Dichloroethane-D4	EPA 8260	90.5	% R	MQS	03/09/2009
***Toluene-D8	EPA 8260	104	% R	MQS	03/09/2009
***4-Bromofluorobenzene	EPA 8260	102	% R	MQS	03/09/2009
Preparation	EPA 5030B	1.0	CF	MQS	03/09/2009
SEMI-VOLATILE ORGANICS	EPA 8270			CMG	03/11/2009
bis(2-Ethylhexyl)Phthalate	EPA 8270	<10	ug/L	CMG	03/11/2009



ANALYTICAL REPORT

GZA GeoEnvironmental, Inc.
 140 Broadway
 Providence, RI 02903

Stephen Andrus - Angela Harvey

Project Name.: **Charbert UIC Quarterly Testing**
 Project No.: **03.0032795.33**

Date Received: **03/06/2009**
 Date Reported: **03/12/2009**
 Work Order No.: **0903-00019**

Sample ID: **MW - 5B**
 Sample Date: **03/03/2009**

Sample No.: **011**

Test Performed	Method	Results	Units	Tech	Analysis Date
Surrogates:	EPA 8270				
***Nitrobenzene-D5	EPA 8270	34.6	% R	CMG	03/11/2009
***2-Fluorobiphenyl	EPA 8270	33.3	% R	CMG	03/11/2009
***P-Terphenyl-D14	EPA 8270	47.1	% R	CMG	03/11/2009
Extraction	EPA 3510C	1.0	DF	TN	03/10/2009
TOTAL PETROLEUM HYDROCARBON	Mod. EPA 8100			RJD	03/10/2009
Hydrocarbon Content		<200	ug/L	RJD	03/10/2009
Surrogate:					
***p-Terphenyl		40.6	% R	RJD	03/10/2009
Extraction	EPA 3510C	1.0	DF	TN	03/09/2009
TOTAL METALS					
Chromium	EPA 6010B	<0.0050	mg/L	LLZ	03/10/2009



ANALYTICAL REPORT

GZA GeoEnvironmental, Inc.
 140 Broadway
 Providence, RI 02903

Stephen Andrus - Angela Harvey

Project Name.: **Charbert UIC Quarterly Testing**
 Project No.: **03.0032795.33**

Date Received: **03/06/2009**
 Date Reported: **03/12/2009**
 Work Order No.: **0903-00019**

Sample ID: **MW - 5B / Dissolved Metal**
 Sample Date: **03/03/2009**

Sample No.: **012**

Test Performed	Method	Results	Units	Tech	Analysis Date
DISSOLVED METALS Chromium	EPA 6010B	<0.0050	mg/L	LLZ	03/10/2009



ANALYTICAL REPORT

GZA GeoEnvironmental, Inc.
 140 Broadway
 Providence, RI 02903

Stephen Andrus - Angela Harvey

Project Name.: **Charbert UIC Quarterly Testing**
 Project No.: **03.0032795.33**

Date Received: **03/06/2009**
 Date Reported: **03/12/2009**
 Work Order No.: **0903-00019**

Sample ID: **Trip Blank**
 Sample Date: **03/03/2009**

Sample No.: **013**

Test Performed	Method	Results	Units	Tech	Analysis Date
VOLATILE ORGANICS	EPA 8260			MQS	03/09/2009
Dichlorodifluoromethane	EPA 8260	<2.0	ug/L	MQS	03/09/2009
Chloromethane	EPA 8260	<2.0	ug/L	MQS	03/09/2009
Vinyl Chloride	EPA 8260	<1.0	ug/L	MQS	03/09/2009
Bromomethane	EPA 8260	<2.0	ug/L	MQS	03/09/2009
Chloroethane	EPA 8260	<1.0	ug/L	MQS	03/09/2009
Trichlorofluoromethane	EPA 8260	<2.0	ug/L	MQS	03/09/2009
Diethylether	EPA 8260	<5.0	ug/L	MQS	03/09/2009
Acetone	EPA 8260	<25	ug/L	MQS	03/09/2009
1,1-Dichloroethene	EPA 8260	<1.0	ug/L	MQS	03/09/2009
Dichloromethane	EPA 8260	<2.0	ug/L	MQS	03/09/2009
Methyl-Tert-Butyl-Ether	EPA 8260	<1.0	ug/L	MQS	03/09/2009
trans-1,2-Dichloroethene	EPA 8260	<1.0	ug/L	MQS	03/09/2009
1,1-Dichloroethane	EPA 8260	<1.0	ug/L	MQS	03/09/2009
2-Butanone	EPA 8260	<25	ug/L	MQS	03/09/2009
2,2-Dichloropropane	EPA 8260	<1.0	ug/L	MQS	03/09/2009
cis-1,2-Dichloroethene	EPA 8260	<1.0	ug/L	MQS	03/09/2009
Chloroform	EPA 8260	<1.0	ug/L	MQS	03/09/2009
Bromochloromethane	EPA 8260	<1.0	ug/L	MQS	03/09/2009
Tetrahydrofuran	EPA 8260	<10	ug/L	MQS	03/09/2009
1,1,1-Trichloroethane	EPA 8260	<1.0	ug/L	MQS	03/09/2009
1,1-Dichloropropene	EPA 8260	<1.0	ug/L	MQS	03/09/2009
Carbon Tetrachloride	EPA 8260	<1.0	ug/L	MQS	03/09/2009
1,2-Dichloroethane	EPA 8260	<1.0	ug/L	MQS	03/09/2009
Benzene	EPA 8260	<1.0	ug/L	MQS	03/09/2009
Trichloroethene	EPA 8260	<1.0	ug/L	MQS	03/09/2009
1,2-Dichloropropane	EPA 8260	<1.0	ug/L	MQS	03/09/2009
Bromodichloromethane	EPA 8260	<1.0	ug/L	MQS	03/09/2009
Dibromomethane	EPA 8260	<1.0	ug/L	MQS	03/09/2009
4-Methyl-2-Pentanone	EPA 8260	<25	ug/L	MQS	03/09/2009
cis-1,3-Dichloropropene	EPA 8260	<1.0	ug/L	MQS	03/09/2009
Toluene	EPA 8260	<1.0	ug/L	MQS	03/09/2009
trans-1,3-Dichloropropene	EPA 8260	<2.0	ug/L	MQS	03/09/2009
1,1,2-Trichloroethane	EPA 8260	<1.0	ug/L	MQS	03/09/2009
2-Hexanone	EPA 8260	<25	ug/L	MQS	03/09/2009
1,3-Dichloropropane	EPA 8260	<1.0	ug/L	MQS	03/09/2009
Tetrachloroethene	EPA 8260	<1.0	ug/L	MQS	03/09/2009



ANALYTICAL REPORT

GZA GeoEnvironmental, Inc.
 140 Broadway
 Providence, RI 02903

Stephen Andrus - Angela Harvey

Project Name.: **Charbert UIC Quarterly Testing**
 Project No.: **03.0032795.33**

Date Received: **03/06/2009**
 Date Reported: **03/12/2009**
 Work Order No.: **0903-00019**

Sample ID: **Trip Blank**
 Sample Date: **03/03/2009**

Sample No.: **013**

Test Performed	Method	Results	Units	Tech	Analysis Date
Dibromochloromethane	EPA 8260	<1.0	ug/L	MQS	03/09/2009
1,2-Dibromoethane (EDB)	EPA 8260	<2.0	ug/L	MQS	03/09/2009
Chlorobenzene	EPA 8260	<1.0	ug/L	MQS	03/09/2009
1,1,1,2-Tetrachloroethane	EPA 8260	<1.0	ug/L	MQS	03/09/2009
Ethylbenzene	EPA 8260	<1.0	ug/L	MQS	03/09/2009
m&p-Xylene	EPA 8260	<2.0	ug/L	MQS	03/09/2009
o-Xylene	EPA 8260	<1.0	ug/L	MQS	03/09/2009
Styrene	EPA 8260	<1.0	ug/L	MQS	03/09/2009
Bromoform	EPA 8260	<2.0	ug/L	MQS	03/09/2009
Isopropylbenzene	EPA 8260	<1.0	ug/L	MQS	03/09/2009
1,1,2,2-Tetrachloroethane	EPA 8260	<1.0	ug/L	MQS	03/09/2009
1,2,3-Trichloropropane	EPA 8260	<1.0	ug/L	MQS	03/09/2009
Bromobenzene	EPA 8260	<1.0	ug/L	MQS	03/09/2009
N-Propylbenzene	EPA 8260	<1.0	ug/L	MQS	03/09/2009
2-Chlorotoluene	EPA 8260	<1.0	ug/L	MQS	03/09/2009
1,3,5-Trimethylbenzene	EPA 8260	<1.0	ug/L	MQS	03/09/2009
4-Chlorotoluene	EPA 8260	<1.0	ug/L	MQS	03/09/2009
tert-Butylbenzene	EPA 8260	<1.0	ug/L	MQS	03/09/2009
1,2,4-Trimethylbenzene	EPA 8260	<1.0	ug/L	MQS	03/09/2009
sec-Butylbenzene	EPA 8260	<1.0	ug/L	MQS	03/09/2009
p-Isopropyltoluene	EPA 8260	<1.0	ug/L	MQS	03/09/2009
1,3-Dichlorobenzene	EPA 8260	<1.0	ug/L	MQS	03/09/2009
1,4-Dichlorobenzene	EPA 8260	<1.0	ug/L	MQS	03/09/2009
n-Butylbenzene	EPA 8260	<1.0	ug/L	MQS	03/09/2009
1,2-Dichlorobenzene	EPA 8260	<1.0	ug/L	MQS	03/09/2009
1,2-Dibromo-3-Chloropropane	EPA 8260	<5.0	ug/L	MQS	03/09/2009
1,2,4-Trichlorobenzene	EPA 8260	<1.0	ug/L	MQS	03/09/2009
Hexachlorobutadiene	EPA 8260	<1.0	ug/L	MQS	03/09/2009
Naphthalene	EPA 8260	<2.0	ug/L	MQS	03/09/2009
1,2,3-Trichlorobenzene	EPA 8260	<1.0	ug/L	MQS	03/09/2009
Surrogates:	EPA 8260				
***1,2-Dichloroethane-D4	EPA 8260	93.5	% R	MQS	03/09/2009
***Toluene-D8	EPA 8260	105	% R	MQS	03/09/2009
***4-Bromofluorobenzene	EPA 8260	103	% R	MQS	03/09/2009
Preparation	EPA 5030B	1.0	CF	MQS	03/09/2009

GZA GEOENVIRONMENTAL, INC.
 ENVIRONMENTAL CHEMISTRY LABORATORY
 106 SOUTH ST, HOPKINTON, MA 01748
 MASSACHUSETTS LABORATORY I.D. NO. MA092

EPA METHOD 6010B ANALYSIS
Metals by ICP

QUALITY CONTROL - AQUEOUS

DATE PREPARED: 3/10/2009

QC Sample	Method Blank	Lab Control Sample	LC Duplicate	LC/LCD Diff.
Units	mg/L	% Recovery	% Recovery	RPD
Acceptance Limits	Results	80-120	80-120	20%
Analyte				
Silver (Ag)	NA	NA	NA	NA
Aluminum (Al)	NA	NA	NA	NA
Arsenic (As)	NA	NA	NA	NA
Boron (B)	NA	NA	NA	NA
Barium (Ba)	NA	NA	NA	NA
Beryllium (Be)	NA	NA	NA	NA
Calcium (Ca)	NA	NA	NA	NA
Cadmium (Cd)	NA	NA	NA	NA
Cobalt (Co)	NA	NA	NA	NA
Chromium (Cr)	<0.0050	98.3	101	3.03
Copper (Cu)	NA	NA	NA	NA
Iron (Fe)	NA	NA	NA	NA
Magnesium (Mg)	NA	NA	NA	NA
Manganese (Mn)	NA	NA	NA	NA
Molybdenum (Mo)	NA	NA	NA	NA
Nickel (Ni)	NA	NA	NA	NA
Lead (Pb)	NA	NA	NA	NA
Antimony (Sb)	NA	NA	NA	NA
Selenium (Se)	NA	NA	NA	NA
Strontium (Sr)	NA	NA	NA	NA
Titanium (Ti)	NA	NA	NA	NA
Thallium (Tl)	NA	NA	NA	NA
Vanadium (V)	NA	NA	NA	NA
Zinc (Zn)	NA	NA	NA	NA
Zirconium (Zr)	NA	NA	NA	NA

Matrix Spike / Duplicate Spike performed as per method and reported if assigned on Chain of Custody.

GZA GEOENVIRONMENTAL, INC.
 ENVIRONMENTAL CHEMISTRY LABORATORY
 106 SOUTH ST, HOPKINTON, MA 01748
 MASSACHUSETTS LABORATORY I.D. NO. MA092

EPA METHOD 6010B ANALYSIS
Metals by ICP

QUALITY CONTROL - AQUEOUS

DATE PREPARED: 3/11/2009

QC Sample	Method Blank	Lab Control Sample	LC Duplicate	LC/LCD Diff.
Units	mg/L	% Recovery	% Recovery	RPD
Acceptance Limits	Results	80-120	80-120	20%
Analyte				
Silver (Ag)	NA	NA	NA	NA
Aluminum (Al)	NA	NA	NA	NA
Arsenic (As)	NA	NA	NA	NA
Boron (B)	NA	NA	NA	NA
Barium (Ba)	NA	NA	NA	NA
Beryllium (Be)	NA	NA	NA	NA
Calcium (Ca)	NA	NA	NA	NA
Cadmium (Cd)	<0.0050	97.5	99.1	1.64
Cobalt (Co)	NA	NA	NA	NA
Chromium (Cr)	NA	NA	NA	NA
Copper (Cu)	<0.015	101	104	2.35
Iron (Fe)	<0.025	102	104	2.12
Magnesium (Mg)	NA	NA	NA	NA
Manganese (Mn)	NA	NA	NA	NA
Molybdenum (Mo)	NA	NA	NA	NA
Nickel (Ni)	NA	NA	NA	NA
Lead (Pb)	<0.010	97.4	98.7	1.32
Antimony (Sb)	NA	NA	NA	NA
Selenium (Se)	NA	NA	NA	NA
Strontium (Sr)	NA	NA	NA	NA
Titanium (Ti)	NA	NA	NA	NA
Thallium (Tl)	NA	NA	NA	NA
Vanadium (V)	NA	NA	NA	NA
Zinc (Zn)	<0.010	102	104	2.02
Zirconium (Zr)	NA	NA	NA	NA

Matrix Spike / Duplicate Spike performed as per method and reported if assigned on Chain of Custody.

EPA Method 8260 / 524.2 Aqueous Method Blank (MB) and Laboratory Control Sample/Duplicate (LCS/LCSD) Data

Method Blank			Laboratory Control Sample				Laboratory Control Sample Duplicate							
Date Analyzed:	3/8/2009		Date Analyzed:	3/8/2009		Date Analyzed:	3/9/2009							
Volatile Organics	Conc. ug/L	Acceptance Limit	Spike Concentration = 20ug/L	% Recovery	Acceptance Limits	Verdict	% Recovery	Acceptance Limits	Verdict	RPD	Limit	Verdict		
dichlorodifluoromethane	< 1.0	< 1.0	dichlorodifluoromethane	131	70-130	out	130	70-130	ok	1.06	<25	ok		
chloromethane	< 1.0	< 1.0	chloromethane	96.1	70-130	ok	98.1	70-130	ok	2.09	<25	ok		
vinyl chloride	< 0.5	< 0.5	vinyl chloride	101	80-120	ok	100	70-130	ok	0.30	<25	ok		
bromomethane	< 1.0	< 1.0	bromomethane	97.4	70-130	ok	97.2	70-130	ok	0.23	<25	ok		
chloroethane	< 0.5	< 0.5	chloroethane	93.2	70-130	ok	93.2	70-130	ok	0.02	<25	ok		
trichlorofluoromethane	< 1.0	< 1.0	trichlorofluoromethane	100	70-130	ok	102	70-130	ok	1.87	<25	ok		
diethyl ether	< 2.5	< 2.5	diethyl ether	98.2	70-130	ok	95.8	70-130	ok	0.68	<25	ok		
acetone	< 13	< 13	acetone	95.9	70-130	ok	109	70-130	ok	12.2	<25	ok		
1,1-dichloroethane	< 0.5	< 0.5	1,1-dichloroethane	99.1	80-120	ok	98.5	70-130	ok	0.65	<25	ok		
FREON-113	< 1.0	< 1.0	FREON-113	103	70-130	ok	103	70-130	ok	0.16	<25	ok		
iodomethane	< 0.5	< 0.5	iodomethane	93.7	70-130	ok	91.3	70-130	ok	2.54	<25	ok		
carbon disulfide	< 5.0	< 5.0	carbon disulfide	122	70-130	ok	120	70-130	ok	1.00	<25	ok		
dichloromethane	< 1.0	< 1.0	dichloromethane	97.7	70-130	ok	96.8	70-130	ok	0.91	<25	ok		
tert-butyl alcohol (TBA)	< 13	< 13	tert-butyl alcohol (TBA)	108	70-130	ok	115	70-130	ok	6.53	<25	ok		
acrylonitrile	< 0.5	< 0.5	acrylonitrile	93.5	70-130	ok	95.6	70-130	ok	1.00	<25	ok		
methyl-tert-butyl-ether	< 0.5	< 0.5	methyl-tert-butyl-ether	93.1	70-130	ok	92.1	70-130	ok	1.09	<25	ok		
trans-1,2-dichloroethane	< 0.5	< 0.5	trans-1,2-dichloroethane	99.4	70-130	ok	99.3	70-130	ok	0.13	<25	ok		
1,1-dichloroethane	< 0.5	< 0.5	1,1-dichloroethane	93.1	70-130	ok	93.9	70-130	ok	0.91	<25	ok		
di-isopropyl ether (DIPE)	< 1.0	< 1.0	di-isopropyl ether (DIPE)	91.8	70-130	ok	92.9	70-130	ok	1.21	<25	ok		
ethyl tert-butyl ether (ETBE)	< 1.0	< 1.0	ethyl tert-butyl ether (ETBE)	93.0	70-130	ok	93.5	70-130	ok	0.61	<25	ok		
vinyl acetate	< 13	< 13	vinyl acetate	89.7	70-130	ok	91.6	70-130	ok	2.10	<25	ok		
2-butanone	< 13	< 13	2-butanone	109	70-130	ok	103	70-130	ok	2.88	<25	ok		
2,2-dichloropropane	< 0.5	< 0.5	2,2-dichloropropane	95.6	70-130	ok	92.2	70-130	ok	3.68	<25	ok		
cis-1,2-dichloroethane	< 0.5	< 0.5	cis-1,2-dichloroethane	96.5	70-130	ok	98.7	70-130	ok	0.83	<25	ok		
chloroform	< 0.5	< 0.5	chloroform	96.1	80-120	ok	95.2	70-130	ok	0.90	<25	ok		
bromochloromethane	< 0.5	< 0.5	bromochloromethane	104	70-130	ok	105	70-130	ok	0.87	<25	ok		
tetrahydrofuran	< 5.0	< 5.0	tetrahydrofuran	106	70-130	ok	107	70-130	ok	1.58	<25	ok		
1,1,1-trichloroethane	< 0.5	< 0.5	1,1,1-trichloroethane	92.4	70-130	ok	92.0	70-130	ok	0.51	<25	ok		
1,1-dichloropropene	< 0.5	< 0.5	1,1-dichloropropene	89.4	70-130	ok	97.7	70-130	ok	2.02	<25	ok		
carbon tetrachloride	< 0.5	< 0.5	carbon tetrachloride	99.0	70-130	ok	97.8	70-130	ok	1.37	<25	ok		
1,2-dichloroethane	< 0.5	< 0.5	1,2-dichloroethane	98.9	70-130	ok	101	70-130	ok	2.15	<25	ok		
benzene	< 0.5	< 0.5	benzene	97.9	70-130	ok	97.2	70-130	ok	0.87	<25	ok		
tert-amyl methyl ether (TAME)	< 1.0	< 1.0	tert-amyl methyl ether (TAME)	101	70-130	ok	100	70-130	ok	0.75	<25	ok		
trichloroethene	< 0.5	< 0.5	trichloroethene	101	70-130	ok	101	70-130	ok	0.35	<25	ok		
1,2-dichloropropane	< 0.5	< 0.5	1,2-dichloropropane	95.8	80-120	ok	95.9	70-130	ok	0.13	<25	ok		
bromodichloromethane	< 0.5	< 0.5	bromodichloromethane	101	70-130	ok	99.7	70-130	ok	1.13	<25	ok		
1,4-Dioxane	< 50	< 50	1,4-Dioxane	111	70-130	ok	101	70-130	ok	9.90	<25	ok		
dibromomethane	< 0.5	< 0.5	dibromomethane	106	70-130	ok	107	70-130	ok	0.82	<25	ok		
4-methyl-2-pentanone	< 13	< 13	4-methyl-2-pentanone	96.8	70-130	ok	99.9	70-130	ok	3.37	<25	ok		
cis-1,3-dichloropropene	< 0.5	< 0.5	cis-1,3-dichloropropene	105	70-130	ok	105	70-130	ok	0.42	<25	ok		
toluene	< 0.5	< 0.5	toluene	96.7	80-120	ok	99.1	70-130	ok	0.59	<25	ok		
trans-1,3-dichloropropene	< 1.0	< 1.0	trans-1,3-dichloropropene	102	70-130	ok	102	70-130	ok	0.35	<25	ok		
1,1,2-trichloroethane	< 0.5	< 0.5	1,1,2-trichloroethane	101	70-130	ok	106	70-130	ok	5.14	<25	ok		
2-hexanone	< 13	< 13	2-hexanone	105	70-130	ok	107	70-130	ok	2.60	<25	ok		
1,3-dichloropropane	< 0.5	< 0.5	1,3-dichloropropane	105	70-130	ok	110	70-130	ok	3.20	<25	ok		
tetrachloroethene	< 0.5	< 0.5	tetrachloroethene	108	70-130	ok	110	70-130	ok	1.81	<25	ok		
dibromochloromethane	< 0.5	< 0.5	dibromochloromethane	114	70-130	ok	116	70-130	ok	1.71	<25	ok		
1,2-dibromoethane (EDB)	< 1.0	< 1.0	1,2-dibromoethane (EDB)	111	70-130	ok	114	70-130	ok	2.73	<25	ok		
chlorobenzene	< 0.5	< 0.5	chlorobenzene	106	70-130	ok	108	70-130	ok	0.68	<25	ok		
1,1,1,2-tetrachloroethane	< 0.5	< 0.5	1,1,1,2-tetrachloroethane	107	70-130	ok	107	70-130	ok	0.38	<25	ok		
ethylbenzene	< 0.5	< 0.5	ethylbenzene	108	80-120	ok	108	70-130	ok	0.21	<25	ok		
1,1,2,2-tetrachloroethane	< 0.5	< 0.5	1,1,2,2-tetrachloroethane	106	70-130	ok	110	70-130	ok	3.94	<25	ok		
m,p-xylene	< 1.0	< 1.0	m,p-xylene	103	70-130	ok	103	70-130	ok	0.52	<25	ok		
o-xylene	< 0.5	< 0.5	o-xylene	93.2	70-130	ok	92.8	70-130	ok	0.38	<25	ok		
styrene	< 0.5	< 0.5	styrene	108	70-130	ok	108	70-130	ok	0.00	<25	ok		
bromoform	< 1.0	< 1.0	bromoform	107	70-130	ok	111	70-130	ok	3.25	<25	ok		
isopropylbenzene	< 0.5	< 0.5	isopropylbenzene	112	70-130	ok	111	70-130	ok	1.29	<25	ok		
1,2,3-trichloropropane	< 0.5	< 0.5	1,2,3-trichloropropane	99.2	70-130	ok	99.7	70-130	ok	3.59	<25	ok		
bromobenzene	< 0.5	< 0.5	bromobenzene	105	70-130	ok	107	70-130	ok	1.95	<25	ok		
n-propylbenzene	< 0.5	< 0.5	n-propylbenzene	99.0	70-130	ok	99.7	70-130	ok	0.35	<25	ok		
2-chlorotoluene	< 0.5	< 0.5	2-chlorotoluene	97.5	70-130	ok	95.7	70-130	ok	1.89	<25	ok		
1,3,5-trimethylbenzene	< 0.5	< 0.5	1,3,5-trimethylbenzene	100	70-130	ok	101	70-130	ok	0.09	<25	ok		
trans-1,4-dichloro-2-butene	< 1.0	< 1.0	trans-1,4-dichloro-2-butene	96.8	70-130	ok	98.8	70-130	ok	1.18	<25	ok		
4-chlorotoluene	< 0.5	< 0.5	4-chlorotoluene	97.7	70-130	ok	98.9	70-130	ok	0.87	<25	ok		
tert-butyl-benzene	< 0.5	< 0.5	tert-butyl-benzene	118	70-130	ok	119	70-130	ok	1.34	<25	ok		
1,2,4-trimethylbenzene	< 0.5	< 0.5	1,2,4-trimethylbenzene	96.8	70-130	ok	95.9	70-130	ok	0.94	<25	ok		
sec-butyl-benzene	< 0.5	< 0.5	sec-butyl-benzene	94.9	70-130	ok	97.5	70-130	ok	2.70	<25	ok		
p-isopropyltoluene	< 0.5	< 0.5	p-isopropyltoluene	99.3	70-130	ok	98.0	70-130	ok	1.31	<25	ok		
1,3-dichlorobenzene	< 0.5	< 0.5	1,3-dichlorobenzene	100	70-130	ok	101	70-130	ok	0.63	<25	ok		
1,4-dichlorobenzene	< 0.5	< 0.5	1,4-dichlorobenzene	101	70-130	ok	100	70-130	ok	0.67	<25	ok		
n-butylbenzene	< 0.5	< 0.5	n-butylbenzene	97.5	70-130	ok	98.9	70-130	ok	0.67	<25	ok		
1,2-dichlorobenzene	< 0.5	< 0.5	1,2-dichlorobenzene	98.5	70-130	ok	102	70-130	ok	3.20	<25	ok		
1,2-dibromo-3-chloropropane	< 2.5	< 2.5	1,2-dibromo-3-chloropropane	110	70-130	ok	113	70-130	ok	2.74	<25	ok		
1,3,5-trichlorobenzene	< 0.5	< 0.5	1,3,5-trichlorobenzene	111	70-130	ok	112	70-130	ok	0.95	<25	ok		
1,2,4-trichlorobenzene	< 0.5	< 0.5	1,2,4-trichlorobenzene	112	70-130	ok	113	70-130	ok	0.71	<25	ok		
hexachlorobutadiene	< 0.5	< 0.5	hexachlorobutadiene	109	70-130	ok	109	70-130	ok	0.23	<25	ok		
naphthalene	< 1.0	< 1.0	naphthalene	105	70-130	ok	110	70-130	ok	4.84	<25	ok		
1,2,3-trichlorobenzene	< 0.5	< 0.5	1,2,3-trichlorobenzene	109	70-130	ok	111	70-130	ok	2.39	<25	ok		

Surrogates:			Surrogates:			Surrogates:			Surrogates:			Surrogates:		
	Recovery (%)	Acceptance Limits		Recovery (%)	Acceptance Limits	Verdict								

Method Blank

Date Extracted:	03/10/09	
Date Analyzed:	03/11/09	
File Name:	MD423	
bis(2-ethylhexyl)phthalate	ND	10

	Recovery (%)	Acceptance Limits
1,2-DICHLOROBENZENE-D4	70.6	30-130
NITROBENZENE-D5	68.8	30-130
2,4,6-TRIBROMOPHENOL	73.1	30-130

EPA Method 8270/825 Aqueous Method Blank (MB) and Laboratory Control Sample (LCS) Data

Laboratory Control Sample

Date Extracted: 03/10/08
 Date Analyzed: 03/11/08
 File Name: M0424
 bis(2-ethylhexyl)phthalate 94.2 40-140 ok

Laboratory Control Sample Duplicate

Date Extracted: 03/10/08
 Date Analyzed: 03/11/08
 File Name: M0425
 97.6 40-140 ok 3.5 <20 ok

CAM criteria allows 15% of analytes to exceed criteria.

		Acceptance Limits	Verdict		Acceptance Limits	Verdict	Relative % Diff.	Limits	Verdict
1,2-DICHLOROBENZENE-D4	70.8	30-130	ok	71.1	30-130	ok	0.52	<20	ok
NITROBENZENE-D5	78.1	30-130	ok	78.8	30-130	ok	2.0	<20	ok
2,4,6-TRIBROMOPHENOL	0.0	30-130	out	0.0	30-130	out	#DIV/0!	<20	#DIV/0!

ATTACHMENT E

**FIFTH QUARTERLY PERIMETER
WELL MONITORING RESULTS**

DRAFT FOR CLIENT REVIEW

May 8, 2009
File No. 32795.29

Ms. Joan Taylor
Senior Environmental Scientist
Rhode Island Department of Environmental Management
Office of Waste Management
235 Promenade Street
Providence, Rhode Island 02908

Re: Fifth Quarterly (January-March 2009) Perimeter Well Monitoring Report
Charbert, Division of N.F.A.
Richmond, Rhode Island
RIDEM Case # 99-037

Dear Ms. Taylor:

This letter with attachments serves as the fifth quarterly Perimeter Well Monitoring Report for the Charbert facility located at 299 Church Street in Richmond (Alton), Rhode Island. It was prepared by GZA GeoEnvironmental, Inc., on behalf of our client Charbert, Division of N.F.A.

In accordance with discussions during the conference call on April 23, 2008 between RIDEM and Charbert, it was agreed that, as part of the environmental monitoring, additional groundwater samples would be collected from perimeter wells located between the Charbert facility and nearby private wells and analyzed for VOCs, see Figure 1, attached. Perimeter monitoring wells included RIZ-1, GP-22, RIZ-21, GZ-1 and RIZ-14. Sample results from these wells were received on May 1, 2008. Based on previous results and the results of the Piezometric Monitoring Report dated May 2, 2008, RIDEM concurred with Charbert's recommendation (received via email 5/9/08) to sample these wells for a total of eight quarters, following which the need for any future monitoring will be assessed.

Groundwater Sampling

GZA personnel were on site on April 1, 2009 and collected samples from five monitoring wells, RIZ-1, RIZ-14, RIZ-21, GP-22 and GZ-1. Groundwater sampling was performed in general accordance with EPA's July 30, 1996 *Low Stress (low flow) Purging and Sampling Procedure* (Low Flow SOP). Low flow sampling equipment (exclusive of tubing which was dedicated to the wells) was decontaminated prior to use on-site and between each location following EPA's required protocols. Water quality monitoring for stabilization was conducted utilizing a Horiba multi-meter in a flow through cell.

Analysis

As agreed upon, groundwater was analyzed for volatile organic compounds (VOCs) via EPA Method 8260B in samples from all five monitoring wells. The detected analytes have been summarized and compared to RIDEM's Method 1 GA Groundwater Objectives and Groundwater Quality Preventative Action Limits (PALs) in the attached Table 1. The low flow field screening results are provided in Table 2, attached, and the laboratory certificates of analysis are provided in Attachment A.

Results

The April 1, 2009 groundwater results have been compared to the applicable groundwater standards for Rhode Island and there are GA Groundwater Objectives exceedances for VOCs in one of the five wells. The remaining four wells had no VOCs detected above the method detection limit.

The sample from monitoring well GZ-1 has five VOCs detected with cis-1,2-dichloroethene present at 41 µg/L, (above the PAL of 35 µg/L), and trichloroethene present at 9.6 µg/L, (above the GA Groundwater Objectives of 5 µg/L). The three other detects were 1,1-dichloroethane at 1.8 µg/L, tetrachloroethene at 2.1 µg/L, and 1,2,4-trichlorobenzene at 3.6 µg/L. For reference, all previous analytical testing results for the five wells tested on April 1, 2009 have been included in Table 1.

At this time, we do not see any significant change in the pattern of migration of contaminants from the previously delineated areas of concern, and no changes in groundwater elevations that would suggest that a deleterious change in contaminant distribution is occurring. The perimeter wells will be sampled and analyzed on a quarterly basis for the next three quarters, after which the need to continue sampling these monitoring wells will be re-evaluated in conjunction with RIDEM.

Please feel free to call Ed or Steve at (401) 421-4140 (or via email at esummerly@gza.com or stephen.andrus@gza.com) with any questions or comments.

Very truly yours,

GZA GEOENVIRONMENTAL, INC.

Stephen Andrus, E.I.T.
Assistant Project Manager

Edward A. Summerly, P.G.
Principal

SMA/EAS:mac

CC: Tracy Nelson Hay, Richmond Town Clerk
Clark Memorial Library – Charbert Repository

Attachments: Tables - Table 1 - Detected Constituents
Table 2 - Low Flow Field Screening Readings
Figure 1- Monitoring Well Locations
Attachment A – Laboratory Certification Sheets

TABLES

**TABLE 1
DETECTED CONSTITUENTS SUMMARY**

January 2009 Perimeter Wells
Charbert Facility
Richmond, Rhode Island

GZ-1	UNITS	RIDEM GA Groundwater Objectives	RIDEM Groundwater Quality PALS	DATE															
				8/6/2004		2/15/2005		4/25/2008		7/7/2008		10/3/2008		1/6/2009		4/1/2009			
				Result	Limit	Result	Limit	Result	Limit	Result	Limit	Result	Limit	Result	Limit	Result	Limit		
VOLATILE ORGANICS																			
	1,2,4-Trimethylbenzene	ug/L (ppb)	NS	<	1	<	1	<	1	4.2	1	4.2	1	3.9	1	<	<	1	
	1,1-Dichloroethane	ug/L (ppb)	---	2.2	1	2.0	1	1.0	1	<	1	<	1	1.8	1	1.8	1	1	
	1,2,3-Trichlorobenzene	ug/L (ppb)	---	<	1	8.3	1	<	1	<	1	<	1	<	1	<	<	1	
	1,2,4-Trichlorobenzene	ug/L (ppb)	70	9.5	1	<	1	3.0	1	<	1	<	1	<	1	<	<	1	
	cis-1,2-Dichloroethene	ug/L (ppb)	70	73	1	68	1	29	1	20	1	39	1	45	1	41	1	1	
	Tetrachloroethene	ug/L (ppb)	5	2.2	1	2.0	1	<	1	1.2	1	1.6	1	2.0	1	2.1	1	1	
	trans-1,2-Dichloroethene	ug/L (ppb)	100	<	1	1.0	1	<	1	<	1	<	1	<	1	<	<	1	
	Trichloroethene	ug/L (ppb)	5	12	1	8.6	1	5.0	1	4.2	1	8.0	1	10	1	9.6	1	1	
	Vinyl Chloride	ug/L (ppb)	2	1.1	1	1.4	1	<	1	<	1	<	1	<	1	<	<	1	

RIZ-1	UNITS	RIDEM GA Groundwater Objectives	RIDEM Groundwater Quality PALS	DATE															
				01/02/2008		4/1/2008		4/25/2008		7/7/2008		10/3/2008		1/6/2009		4/1/2009			
				Result	Limit	Result	Limit	Result	Limit	Result	Limit	Result	Limit	Result	Limit	Result	Limit		
VOLATILE ORGANICS																			
		ug/L (ppb)		ND		ND		ND		ND		ND		ND		ND		ND	

RIZ-14	UNITS	RIDEM GA Groundwater Objectives	RIDEM Groundwater Quality PALS	DATE															
				4/25/2008		7/7/2008		10/3/2008		1/6/2009		4/1/2009							
				Result	Limit	Result	Limit	Result	Limit	Result	Limit	Result	Limit						
VOLATILE ORGANICS																			
	Tetrachloroethene	ug/L (ppb)	5	<	1.0	4.4	1.0	ND	1	ND	1	ND	1	ND	1	ND	1	1	

TABLE 1
DETECTED CONSTITUENTS SUMMARY

January 2009 Perimeter Wells
Charbert Facility
Richmond, Rhode Island

RIZ-21	UNITS	RIDEM GA Groundwater Objectives	RIDEM Groundwater Quality PALS	DATE										
				4/25/2008		7/7/2008		10/3/2008		1/6/2009		4/1/2009		
				Result	Limit	Result	Limit	Result	Limit	Result	Limit	Result	Limit	
VOLATILE ORGANICS	ug/L (ppb)			ND	ND	ND	ND	ND	ND	ND	ND	ND	ND	ND

GP-22	UNITS	RIDEM GA Groundwater Objectives	RIDEM Groundwater Quality PALS	DATE																			
				2/15/2005		4/25/2008		7/7/2008		10/3/2008		10/28/2008		1/6/2009		4/1/2009							
				Result	Limit	Result	Limit	Result	Limit	Result	Limit	Result	Limit	Result	Limit	Result	Limit						
VOLATILE ORGANICS	ug/L (ppb)	5	2.5	<	<	<	<	<	<	<	<	<	12	1	<	<	1	<	1	<	<	1	
Tetrachloroethene	ug/L (ppb)																						

Notes:
 1. Cells shaded yellow have results above the method detection limit.
 2. Cells shaded green are above RIDEM GA Groundwater Objective.
 3. Cells shaded blue are above RIDEM Preventative Action Limit.
 ND= Not Detected

TABLE 2
LOW FLOW SCREENING RESULTS

October 2008 Perimeter Wells
Charbert Facility
Richmond, RI

APRIL 2009 GROUNDWATER SAMPLING FIELD DATA									
WELL ID	pH	CONDUCTIVITY	TURBIDITY	DISSOLVED OXYGEN	TEMPERATURE	ORP	DEPTH TO GWT	GW ELEV.	
	SU	mS/cm	NTU	mg/l	°C	mV	FT	FT	
RIZ-1	5.8	0.790	5	7.3	9.2	115	5.8	44.5	
RIZ-14	6.9	0.034	4	7.0	8.7	59	14.9	47.8	
RIZ-21	5.8	0.219	5	6.5	9.1	96	10.7	42.2	
GZ-1	7.0	0.373	4	0.0	11.6	-93	14.2	42.3	
GP-22	6.7	0.158	4	9.9	7.8	38	6.2	42.4	

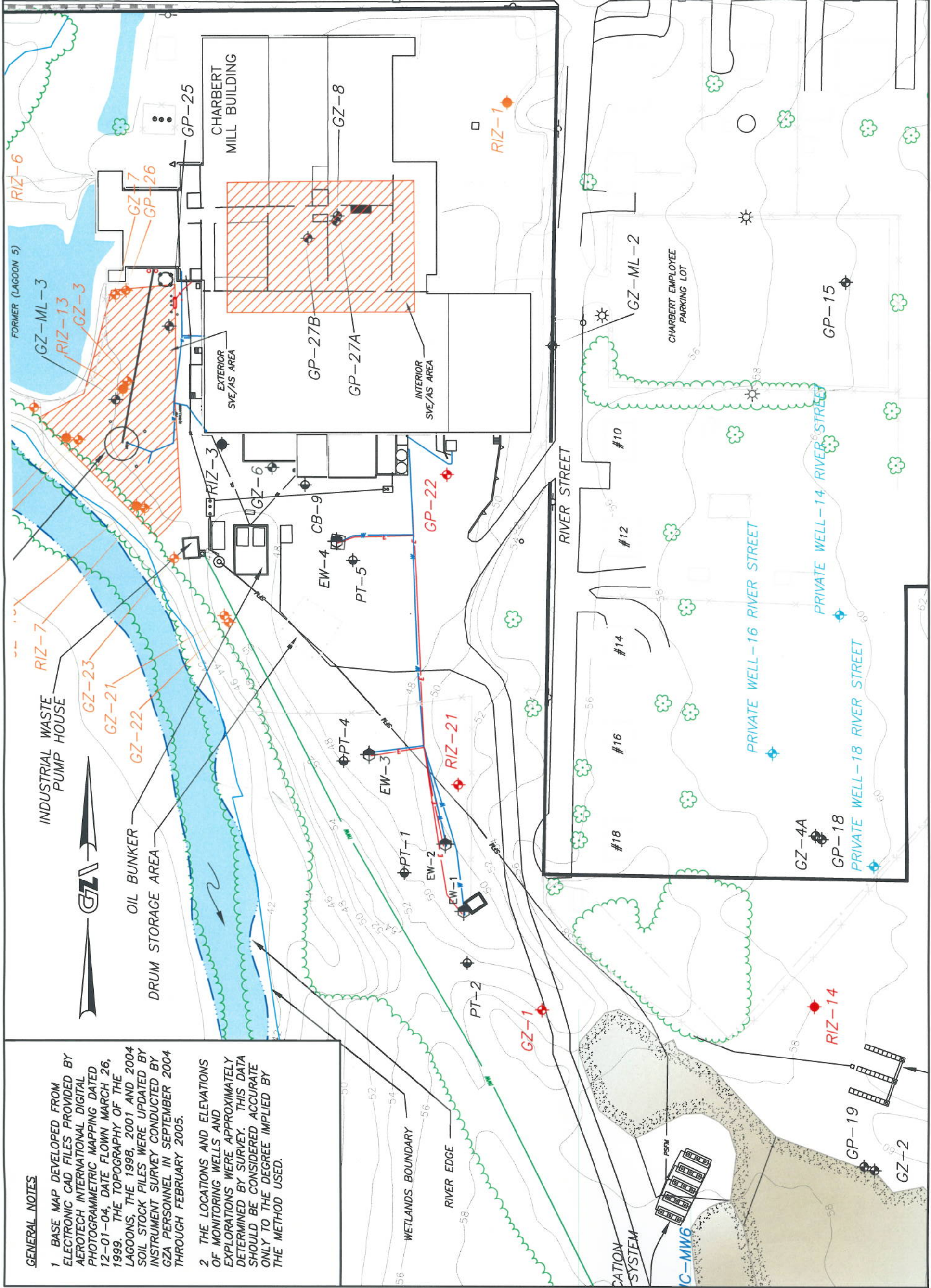
Notes:

1. Field screening parameters were collected using a Horiba Model U-22 Water Quality Monitor.

FIGURES

GENERAL NOTES

1. BASE MAP DEVELOPED FROM ELECTRONIC CAD FILES PROVIDED BY AEROTECH INTERNATIONAL DIGITAL PHOTOGRAMMETRIC MAPPING DATED 12-01-04, DATE FLOWN MARCH 26, 1999. THE TOPOGRAPHY OF THE LAGOONS, THE 1998, 2001 AND 2004 SOIL STOCK PILES WERE UPDATED BY INSTRUMENT SURVEY CONDUCTED BY GZA PERSONNEL IN SEPTEMBER 2004 THROUGH FEBRUARY 2005.
2. THE LOCATIONS AND ELEVATIONS OF MONITORING WELLS AND EXPLORATIONS WERE APPROXIMATELY DETERMINED BY SURVEY. THIS DATA SHOULD BE CONSIDERED ACCURATE ONLY TO THE DEGREE IMPLIED BY THE METHOD USED.



**CHARBERT FACILITY
ALTON, RHODE ISLAND**

**SUPPLEMENTAL GROUNDWATER
SAMPLING LOCATIONS**

JOB NO. 32795.12
FIGURE NO. 1

REV. NO.	DESCRIPTION	BY	DATE

PROJ MGR: SMA
DESIGNED BY: SMA
REVIEWED BY: EAS
OPERATOR: DL
DATE: MAY, 2008

GZA
Geoenvironmental, Inc.
Engineers and Scientists
530 BROADWAY
PROVIDENCE, RI 02909
(401) 421-4140
(401) 751-8613

1 INCH = 80 FEET
0 40 80 160



GZA GeoEnvironmental, Inc.
106 South Street
Hopkinton, MA 01748
(781) 278-4700

Laboratory Identification Numbers:
MA and ME: **MA092** NH: **2028**
CT: **PH0579** RI: **LAO00236**
NELAC - NYS DOH: **11063**

ANALYTICAL REPORT

GZA GeoEnvironmental, Inc.
140 Broadway
Providence, RI 02903

Stephen Andrus

Project No.: **03.0032795.29**
Work Order No.: **0904-00017**
Date Received: **04/03/2009**
Date Reported: **04/14/2009**

SAMPLE INFORMATION

Date Sampled	Matrix	Laboratory ID	Sample ID
04/01/2009	Aqueous	0904-00017 001	RIZ-1
04/01/2009	Aqueous	0904-00017 002	RIZ-14
04/01/2009	Aqueous	0904-00017 003	RIZ-21
04/01/2009	Aqueous	0904-00017 004	GP-22
04/01/2009	Aqueous	0904-00017 005	GZ-1
04/01/2009	Aqueous	0904-00017 006	TBLK 04-01-09



GZA GeoEnvironmental, Inc.
106 South Street
Hopkinton, MA 01748
(781) 278-4700

Page 2 of 15

ANALYTICAL REPORT

GZA GeoEnvironmental, Inc.
140 Broadway
Providence, RI 02903

Stephen Andrus

Project Name.: **Charbert ICMP**
Project No.: **03.0032795.29**

Date Received: **04/03/2009**
Date Reported: **04/14/2009**
Work Order No.: **0904-00017**

PROJECT NARRATIVE:

1. Sample Receipt

The samples were received on 04/2/09 via GZA courier, EC, FEDEX, or hand delivered. The temperature of the temperature blank/ cooler air, was 4.8 degrees C. The temperature requirement for most analyses is above freezing to 6 degrees C. The samples were received intact for all requested analyses.

The chain of custody indicates that the samples, when required, were chemically preserved in accordance with the method they reference.

2. EPA Method 8260 - VOCs

Attach QC 8260 04/11/09 S - Aqueous
Attach QC 8260 04/13/09 S - Aqueous



GZA GeoEnvironmental, Inc.
106 South Street
Hopkinton, MA 01748
(781) 278-4700

Page 3 of 15

ANALYTICAL REPORT

GZA GeoEnvironmental, Inc.
140 Broadway
Providence, RI 02903

Stephen Andrus

Project Name.: **Charbert ICMP**
Project No.: **03.0032795.29**

Date Received: **04/03/2009**
Date Reported: **04/14/2009**
Work Order No.: **0904-00017**

Data Authorized By: _____

NELAC certification, as indicated by the NELAC Lab ID Number, is per analyte. For a complete list of NELAC validated analytes, please contact the laboratory.

Abbreviations:

% R = % Recovery
DF = Dilution Factor
DFS = Dilution Factor Solids
CF = Calculation Factor
DO = Diluted Out

Method Key:

Method 8260: The current version of the method is 8260B.
Method 8270: The current version of the method is 8270D.
Method 6010: The current version of the method is 6010B.

Please note that the laboratory signed copy of the chain of custody record is an integral part of the data report.

The laboratory report shall not be reproduced except in full without the written consent of the laboratory.

Soil data is reported on a dry weight basis unless otherwise specified.

Matrix Spike / Matrix Spike Duplicate sets are performed as per method and are reported at the end of the analytical report if assigned on the Chain of Custody.



ANALYTICAL REPORT

GZA GeoEnvironmental, Inc.
140 Broadway
Providence, RI 02903

Stephen Andrus

Project Name.: Charbert ICMP
Project No.: 03.0032795.29

Date Received: 04/03/2009
Date Reported: 04/14/2009
Work Order No.: 0904-00017

Sample ID: RIZ-1
Sample Date: 04/01/2009

Sample No.: 001

Test Performed	Method	Results	Units	Tech	Analysis Date
VOLATILE ORGANICS	EPA 8260			MQS	04/11/2009
Dichlorodifluoromethane	EPA 8260	<2.0	ug/L	MQS	04/11/2009
Chloromethane	EPA 8260	<2.0	ug/L	MQS	04/11/2009
Vinyl Chloride	EPA 8260	<1.0	ug/L	MQS	04/11/2009
Bromomethane	EPA 8260	<2.0	ug/L	MQS	04/11/2009
Chloroethane	EPA 8260	<1.0	ug/L	MQS	04/11/2009
Trichlorofluoromethane	EPA 8260	<2.0	ug/L	MQS	04/11/2009
Diethylether	EPA 8260	<5.0	ug/L	MQS	04/11/2009
Acetone	EPA 8260	<25	ug/L	MQS	04/11/2009
1,1-Dichloroethene	EPA 8260	<1.0	ug/L	MQS	04/11/2009
Dichloromethane	EPA 8260	<2.0	ug/L	MQS	04/11/2009
Methyl-Tert-Butyl-Ether	EPA 8260	<1.0	ug/L	MQS	04/11/2009
trans-1,2-Dichloroethene	EPA 8260	<1.0	ug/L	MQS	04/11/2009
1,1-Dichloroethane	EPA 8260	<1.0	ug/L	MQS	04/11/2009
2-Butanone	EPA 8260	<25	ug/L	MQS	04/11/2009
2,2-Dichloropropane	EPA 8260	<1.0	ug/L	MQS	04/11/2009
cis-1,2-Dichloroethene	EPA 8260	<1.0	ug/L	MQS	04/11/2009
Chloroform	EPA 8260	<1.0	ug/L	MQS	04/11/2009
Bromochloromethane	EPA 8260	<1.0	ug/L	MQS	04/11/2009
Tetrahydrofuran	EPA 8260	<10	ug/L	MQS	04/11/2009
1,1,1-Trichloroethane	EPA 8260	<1.0	ug/L	MQS	04/11/2009
1,1-Dichloropropene	EPA 8260	<1.0	ug/L	MQS	04/11/2009
Carbon Tetrachloride	EPA 8260	<1.0	ug/L	MQS	04/11/2009
1,2-Dichloroethane	EPA 8260	<1.0	ug/L	MQS	04/11/2009
Benzene	EPA 8260	<1.0	ug/L	MQS	04/11/2009
Trichloroethene	EPA 8260	<1.0	ug/L	MQS	04/11/2009
1,2-Dichloropropane	EPA 8260	<1.0	ug/L	MQS	04/11/2009
Bromodichloromethane	EPA 8260	<1.0	ug/L	MQS	04/11/2009
Dibromomethane	EPA 8260	<1.0	ug/L	MQS	04/11/2009
4-Methyl-2-Pentanone	EPA 8260	<25	ug/L	MQS	04/11/2009
cis-1,3-Dichloropropene	EPA 8260	<20	ug/L	MQS	04/11/2009
Toluene	EPA 8260	<1.0	ug/L	MQS	04/11/2009
trans-1,3-Dichloropropene	EPA 8260	<20	ug/L	MQS	04/11/2009
1,1,2-Trichloroethane	EPA 8260	<1.0	ug/L	MQS	04/11/2009
2-Hexanone	EPA 8260	<25	ug/L	MQS	04/11/2009
1,3-Dichloropropane	EPA 8260	<1.0	ug/L	MQS	04/11/2009
Tetrachloroethene	EPA 8260	<1.0	ug/L	MQS	04/11/2009



ANALYTICAL REPORT

GZA GeoEnvironmental, Inc.
140 Broadway
Providence, RI 02903

Stephen Andrus

Project Name.: Charbert ICMP
Project No.: 03.0032795.29

Date Received: 04/03/2009
Date Reported: 04/14/2009
Work Order No.: 0904-00017

Sample ID: RIZ-1

Sample No.: 001

Sample Date: 04/01/2009

Test Performed	Method	Results	Units	Tech	Analysis Date
Dibromochloromethane	EPA 8260	<1.0	ug/L	MQS	04/11/2009
1,2-Dibromoethane (EDB)	EPA 8260	<2.0	ug/L	MQS	04/11/2009
Chlorobenzene	EPA 8260	<1.0	ug/L	MQS	04/11/2009
1,1,1,2-Tetrachloroethane	EPA 8260	<1.0	ug/L	MQS	04/11/2009
Ethylbenzene	EPA 8260	<1.0	ug/L	MQS	04/11/2009
m&p-Xylene	EPA 8260	<2.0	ug/L	MQS	04/11/2009
o-Xylene	EPA 8260	<1.0	ug/L	MQS	04/11/2009
Styrene	EPA 8260	<1.0	ug/L	MQS	04/11/2009
Bromoform	EPA 8260	<2.0	ug/L	MQS	04/11/2009
Isopropylbenzene	EPA 8260	<1.0	ug/L	MQS	04/11/2009
1,1,2,2-Tetrachloroethane	EPA 8260	<1.0	ug/L	MQS	04/11/2009
1,2,3-Trichloropropane	EPA 8260	<1.0	ug/L	MQS	04/11/2009
Bromobenzene	EPA 8260	<1.0	ug/L	MQS	04/11/2009
N-Propylbenzene	EPA 8260	<1.0	ug/L	MQS	04/11/2009
2-Chlorotoluene	EPA 8260	<1.0	ug/L	MQS	04/11/2009
1,3,5-Trimethylbenzene	EPA 8260	<1.0	ug/L	MQS	04/11/2009
4-Chlorotoluene	EPA 8260	<1.0	ug/L	MQS	04/11/2009
tert-Butylbenzene	EPA 8260	<1.0	ug/L	MQS	04/11/2009
1,2,4-Trimethylbenzene	EPA 8260	<1.0	ug/L	MQS	04/11/2009
sec-Butylbenzene	EPA 8260	<1.0	ug/L	MQS	04/11/2009
p-Isopropyltoluene	EPA 8260	<1.0	ug/L	MQS	04/11/2009
1,3-Dichlorobenzene	EPA 8260	<1.0	ug/L	MQS	04/11/2009
1,4-Dichlorobenzene	EPA 8260	<1.0	ug/L	MQS	04/11/2009
n-Butylbenzene	EPA 8260	<1.0	ug/L	MQS	04/11/2009
1,2-Dichlorobenzene	EPA 8260	<1.0	ug/L	MQS	04/11/2009
1,2-Dibromo-3-Chloropropane	EPA 8260	<5.0	ug/L	MQS	04/11/2009
1,2,4-Trichlorobenzene	EPA 8260	<1.0	ug/L	MQS	04/11/2009
Hexachlorobutadiene	EPA 8260	<1.0	ug/L	MQS	04/11/2009
Naphthalene	EPA 8260	<2.0	ug/L	MQS	04/11/2009
1,2,3-Trichlorobenzene	EPA 8260	<1.0	ug/L	MQS	04/11/2009
Surrogates:	EPA 8260				
***1,2-Dichloroethane-D4	EPA 8260	89.4	% R	MQS	04/11/2009
***Toluene-D8	EPA 8260	105	% R	MQS	04/11/2009
***4-Bromofluorobenzene	EPA 8260	99.3	% R	MQS	04/11/2009
Preparation	EPA 5030B	1.0	CF	MQS	04/11/2009



ANALYTICAL REPORT

GZA GeoEnvironmental, Inc.
140 Broadway
Providence, RI 02903

Stephen Andrus

Project Name.: **Charbert ICMP**
Project No.: **03.0032795.29**

Date Received: **04/03/2009**
Date Reported: **04/14/2009**
Work Order No.: **0904-00017**

Sample ID: **RIZ-14**
Sample Date: **04/01/2009**

Sample No.: **002**

Test Performed	Method	Results	Units	Tech	Analysis Date
VOLATILE ORGANICS	EPA 8260			MQS	04/11/2009
Dichlorodifluoromethane	EPA 8260	<2.0	ug/L	MQS	04/11/2009
Chloromethane	EPA 8260	<2.0	ug/L	MQS	04/11/2009
Vinyl Chloride	EPA 8260	<1.0	ug/L	MQS	04/11/2009
Bromomethane	EPA 8260	<2.0	ug/L	MQS	04/11/2009
Chloroethane	EPA 8260	<1.0	ug/L	MQS	04/11/2009
Trichlorofluoromethane	EPA 8260	<2.0	ug/L	MQS	04/11/2009
Diethylether	EPA 8260	<5.0	ug/L	MQS	04/11/2009
Acetone	EPA 8260	<25	ug/L	MQS	04/11/2009
1,1-Dichloroethene	EPA 8260	<1.0	ug/L	MQS	04/11/2009
Dichloromethane	EPA 8260	<2.0	ug/L	MQS	04/11/2009
Methyl-Tert-Butyl-Ether	EPA 8260	<1.0	ug/L	MQS	04/11/2009
trans-1,2-Dichloroethene	EPA 8260	<1.0	ug/L	MQS	04/11/2009
1,1-Dichloroethane	EPA 8260	<1.0	ug/L	MQS	04/11/2009
2-Butanone	EPA 8260	<25	ug/L	MQS	04/11/2009
2,2-Dichloropropane	EPA 8260	<1.0	ug/L	MQS	04/11/2009
cis-1,2-Dichloroethene	EPA 8260	<1.0	ug/L	MQS	04/11/2009
Chloroform	EPA 8260	<1.0	ug/L	MQS	04/11/2009
Bromochloromethane	EPA 8260	<1.0	ug/L	MQS	04/11/2009
Tetrahydrofuran	EPA 8260	<10	ug/L	MQS	04/11/2009
1,1,1-Trichloroethane	EPA 8260	<1.0	ug/L	MQS	04/11/2009
1,1-Dichloropropene	EPA 8260	<1.0	ug/L	MQS	04/11/2009
Carbon Tetrachloride	EPA 8260	<1.0	ug/L	MQS	04/11/2009
1,2-Dichloroethane	EPA 8260	<1.0	ug/L	MQS	04/11/2009
Benzene	EPA 8260	<1.0	ug/L	MQS	04/11/2009
Trichloroethene	EPA 8260	<1.0	ug/L	MQS	04/11/2009
1,2-Dichloropropane	EPA 8260	<1.0	ug/L	MQS	04/11/2009
Bromodichloromethane	EPA 8260	<1.0	ug/L	MQS	04/11/2009
Dibromomethane	EPA 8260	<1.0	ug/L	MQS	04/11/2009
4-Methyl-2-Pentanone	EPA 8260	<25	ug/L	MQS	04/11/2009
cis-1,3-Dichloropropene	EPA 8260	<20	ug/L	MQS	04/11/2009
Toluene	EPA 8260	<1.0	ug/L	MQS	04/11/2009
trans-1,3-Dichloropropene	EPA 8260	<20	ug/L	MQS	04/11/2009
1,1,2-Trichloroethane	EPA 8260	<1.0	ug/L	MQS	04/11/2009
2-Hexanone	EPA 8260	<25	ug/L	MQS	04/11/2009
1,3-Dichloropropane	EPA 8260	<1.0	ug/L	MQS	04/11/2009
Tetrachloroethene	EPA 8260	<1.0	ug/L	MQS	04/11/2009



GZA GeoEnvironmental, Inc.
106 South Street
Hopkinton, MA 01748
(781) 278-4700

Page 7 of 15

ANALYTICAL REPORT

GZA GeoEnvironmental, Inc.
140 Broadway
Providence, RI 02903

Stephen Andrus

Project Name.: **Charbert ICMP**
Project No.: **03.0032795.29**

Date Received: **04/03/2009**
Date Reported: **04/14/2009**
Work Order No.: **0904-00017**

Sample ID: **RIZ-14**
Sample Date: **04/01/2009**

Sample No.: **002**

Test Performed	Method	Results	Units	Tech	Analysis Date
Dibromochloromethane	EPA 8260	<1.0	ug/L	MQS	04/11/2009
1,2-Dibromoethane (EDB)	EPA 8260	<2.0	ug/L	MQS	04/11/2009
Chlorobenzene	EPA 8260	<1.0	ug/L	MQS	04/11/2009
1,1,1,2-Tetrachloroethane	EPA 8260	<1.0	ug/L	MQS	04/11/2009
Ethylbenzene	EPA 8260	<1.0	ug/L	MQS	04/11/2009
m&p-Xylene	EPA 8260	<2.0	ug/L	MQS	04/11/2009
o-Xylene	EPA 8260	<1.0	ug/L	MQS	04/11/2009
Styrene	EPA 8260	<1.0	ug/L	MQS	04/11/2009
Bromoform	EPA 8260	<2.0	ug/L	MQS	04/11/2009
Isopropylbenzene	EPA 8260	<1.0	ug/L	MQS	04/11/2009
1,1,2,2-Tetrachloroethane	EPA 8260	<1.0	ug/L	MQS	04/11/2009
1,2,3-Trichloropropane	EPA 8260	<1.0	ug/L	MQS	04/11/2009
Bromobenzene	EPA 8260	<1.0	ug/L	MQS	04/11/2009
N-Propylbenzene	EPA 8260	<1.0	ug/L	MQS	04/11/2009
2-Chlorotoluene	EPA 8260	<1.0	ug/L	MQS	04/11/2009
1,3,5-Trimethylbenzene	EPA 8260	<1.0	ug/L	MQS	04/11/2009
4-Chlorotoluene	EPA 8260	<1.0	ug/L	MQS	04/11/2009
tert-Butylbenzene	EPA 8260	<1.0	ug/L	MQS	04/11/2009
1,2,4-Trimethylbenzene	EPA 8260	<1.0	ug/L	MQS	04/11/2009
sec-Butylbenzene	EPA 8260	<1.0	ug/L	MQS	04/11/2009
p-Isopropyltoluene	EPA 8260	<1.0	ug/L	MQS	04/11/2009
1,3-Dichlorobenzene	EPA 8260	<1.0	ug/L	MQS	04/11/2009
1,4-Dichlorobenzene	EPA 8260	<1.0	ug/L	MQS	04/11/2009
n-Butylbenzene	EPA 8260	<1.0	ug/L	MQS	04/11/2009
1,2-Dichlorobenzene	EPA 8260	<1.0	ug/L	MQS	04/11/2009
1,2-Dibromo-3-Chloropropane	EPA 8260	<5.0	ug/L	MQS	04/11/2009
1,2,4-Trichlorobenzene	EPA 8260	<1.0	ug/L	MQS	04/11/2009
Hexachlorobutadiene	EPA 8260	<1.0	ug/L	MQS	04/11/2009
Naphthalene	EPA 8260	<2.0	ug/L	MQS	04/11/2009
1,2,3-Trichlorobenzene	EPA 8260	<1.0	ug/L	MQS	04/11/2009
Surrogates:	EPA 8260				
***1,2-Dichloroethane-D4	EPA 8260	88.2	% R	MQS	04/11/2009
***Toluene-D8	EPA 8260	105	% R	MQS	04/11/2009
***4-Bromofluorobenzene	EPA 8260	100	% R	MQS	04/11/2009
Preparation	EPA 5030B	1.0	CF	MQS	04/11/2009



ANALYTICAL REPORT

GZA GeoEnvironmental, Inc.
140 Broadway
Providence, RI 02903

Stephen Andrus

Project Name.: Charbert ICMP
Project No.: 03.0032795.29

Date Received: 04/03/2009
Date Reported: 04/14/2009
Work Order No.: 0904-00017

Sample ID: RIZ-21
Sample Date: 04/01/2009

Sample No.: 003

Test Performed	Method	Results	Units	Tech	Analysis Date
VOLATILE ORGANICS	EPA 8260			MQS	04/13/2009
Dichlorodifluoromethane	EPA 8260	<2.0	ug/L	MQS	04/13/2009
Chloromethane	EPA 8260	<2.0	ug/L	MQS	04/13/2009
Vinyl Chloride	EPA 8260	<1.0	ug/L	MQS	04/13/2009
Bromomethane	EPA 8260	<2.0	ug/L	MQS	04/13/2009
Chloroethane	EPA 8260	<1.0	ug/L	MQS	04/13/2009
Trichlorofluoromethane	EPA 8260	<2.0	ug/L	MQS	04/13/2009
Diethylether	EPA 8260	<5.0	ug/L	MQS	04/13/2009
Acetone	EPA 8260	<25	ug/L	MQS	04/13/2009
1,1-Dichloroethene	EPA 8260	<1.0	ug/L	MQS	04/13/2009
Dichloromethane	EPA 8260	<2.0	ug/L	MQS	04/13/2009
Methyl-Tert-Butyl-Ether	EPA 8260	<1.0	ug/L	MQS	04/13/2009
trans-1,2-Dichloroethene	EPA 8260	<1.0	ug/L	MQS	04/13/2009
1,1-Dichloroethane	EPA 8260	<1.0	ug/L	MQS	04/13/2009
2-Butanone	EPA 8260	<25	ug/L	MQS	04/13/2009
2,2-Dichloropropane	EPA 8260	<1.0	ug/L	MQS	04/13/2009
cis-1,2-Dichloroethene	EPA 8260	<1.0	ug/L	MQS	04/13/2009
Chloroform	EPA 8260	<1.0	ug/L	MQS	04/13/2009
Bromochloromethane	EPA 8260	<1.0	ug/L	MQS	04/13/2009
Tetrahydrofuran	EPA 8260	<10	ug/L	MQS	04/13/2009
1,1,1-Trichloroethane	EPA 8260	<1.0	ug/L	MQS	04/13/2009
1,1-Dichloropropene	EPA 8260	<1.0	ug/L	MQS	04/13/2009
Carbon Tetrachloride	EPA 8260	<1.0	ug/L	MQS	04/13/2009
1,2-Dichloroethane	EPA 8260	<1.0	ug/L	MQS	04/13/2009
Benzene	EPA 8260	<1.0	ug/L	MQS	04/13/2009
Trichloroethene	EPA 8260	<1.0	ug/L	MQS	04/13/2009
1,2-Dichloropropane	EPA 8260	<1.0	ug/L	MQS	04/13/2009
Bromodichloromethane	EPA 8260	<1.0	ug/L	MQS	04/13/2009
Dibromomethane	EPA 8260	<1.0	ug/L	MQS	04/13/2009
4-Methyl-2-Pentanone	EPA 8260	<25	ug/L	MQS	04/13/2009
cis-1,3-Dichloropropene	EPA 8260	<20	ug/L	MQS	04/13/2009
Toluene	EPA 8260	<1.0	ug/L	MQS	04/13/2009
trans-1,3-Dichloropropene	EPA 8260	<20	ug/L	MQS	04/13/2009
1,1,2-Trichloroethane	EPA 8260	<1.0	ug/L	MQS	04/13/2009
2-Hexanone	EPA 8260	<25	ug/L	MQS	04/13/2009
1,3-Dichloropropane	EPA 8260	<1.0	ug/L	MQS	04/13/2009
Tetrachloroethene	EPA 8260	<1.0	ug/L	MQS	04/13/2009



ANALYTICAL REPORT

GZA GeoEnvironmental, Inc.
140 Broadway
Providence, RI 02903

Stephen Andrus

Project Name.: **Charbert ICMP**
Project No.: **03.0032795.29**

Date Received: **04/03/2009**
Date Reported: **04/14/2009**
Work Order No.: **0904-00017**

Sample ID: **RIZ-21**
Sample Date: **04/01/2009**

Sample No.: **003**

Test Performed	Method	Results	Units	Tech	Analysis Date
Dibromochloromethane	EPA 8260	<1.0	ug/L	MQS	04/13/2009
1,2-Dibromoethane (EDB)	EPA 8260	<2.0	ug/L	MQS	04/13/2009
Chlorobenzene	EPA 8260	<1.0	ug/L	MQS	04/13/2009
1,1,1,2-Tetrachloroethane	EPA 8260	<1.0	ug/L	MQS	04/13/2009
Ethylbenzene	EPA 8260	<1.0	ug/L	MQS	04/13/2009
m&p-Xylene	EPA 8260	<2.0	ug/L	MQS	04/13/2009
o-Xylene	EPA 8260	<1.0	ug/L	MQS	04/13/2009
Styrene	EPA 8260	<1.0	ug/L	MQS	04/13/2009
Bromoform	EPA 8260	<2.0	ug/L	MQS	04/13/2009
Isopropylbenzene	EPA 8260	<1.0	ug/L	MQS	04/13/2009
1,1,2,2-Tetrachloroethane	EPA 8260	<1.0	ug/L	MQS	04/13/2009
1,2,3-Trichloropropane	EPA 8260	<1.0	ug/L	MQS	04/13/2009
Bromobenzene	EPA 8260	<1.0	ug/L	MQS	04/13/2009
N-Propylbenzene	EPA 8260	<1.0	ug/L	MQS	04/13/2009
2-Chlorotoluene	EPA 8260	<1.0	ug/L	MQS	04/13/2009
1,3,5-Trimethylbenzene	EPA 8260	<1.0	ug/L	MQS	04/13/2009
4-Chlorotoluene	EPA 8260	<1.0	ug/L	MQS	04/13/2009
tert-Butylbenzene	EPA 8260	<1.0	ug/L	MQS	04/13/2009
1,2,4-Trimethylbenzene	EPA 8260	<1.0	ug/L	MQS	04/13/2009
sec-Butylbenzene	EPA 8260	<1.0	ug/L	MQS	04/13/2009
p-Isopropyltoluene	EPA 8260	<1.0	ug/L	MQS	04/13/2009
1,3-Dichlorobenzene	EPA 8260	<1.0	ug/L	MQS	04/13/2009
1,4-Dichlorobenzene	EPA 8260	<1.0	ug/L	MQS	04/13/2009
n-Butylbenzene	EPA 8260	<1.0	ug/L	MQS	04/13/2009
1,2-Dichlorobenzene	EPA 8260	<1.0	ug/L	MQS	04/13/2009
1,2-Dibromo-3-Chloropropane	EPA 8260	<5.0	ug/L	MQS	04/13/2009
1,2,4-Trichlorobenzene	EPA 8260	<1.0	ug/L	MQS	04/13/2009
Hexachlorobutadiene	EPA 8260	<1.0	ug/L	MQS	04/13/2009
Naphthalene	EPA 8260	<2.0	ug/L	MQS	04/13/2009
1,2,3-Trichlorobenzene	EPA 8260	<1.0	ug/L	MQS	04/13/2009
Surrogates:	EPA 8260				
***1,2-Dichloroethane-D4	EPA 8260	90.6	% R	MQS	04/13/2009
***Toluene-D8	EPA 8260	106	% R	MQS	04/13/2009
***4-Bromofluorobenzene	EPA 8260	102	% R	MQS	04/13/2009
Preparation	EPA 5030B	1.0	CF	MQS	04/13/2009



ANALYTICAL REPORT

GZA GeoEnvironmental, Inc.
140 Broadway
Providence, RI 02903

Stephen Andrus

Project Name.: Charbert ICMP
Project No.: 03.0032795.29

Date Received: 04/03/2009
Date Reported: 04/14/2009
Work Order No.: 0904-00017

Sample ID: GP-22
Sample Date: 04/01/2009

Sample No.: 004

Test Performed	Method	Results	Units	Tech	Analysis Date
VOLATILE ORGANICS	EPA 8260			MQS	04/13/2009
Dichlorodifluoromethane	EPA 8260	<2.0	ug/L	MQS	04/13/2009
Chloromethane	EPA 8260	<2.0	ug/L	MQS	04/13/2009
Vinyl Chloride	EPA 8260	<1.0	ug/L	MQS	04/13/2009
Bromomethane	EPA 8260	<2.0	ug/L	MQS	04/13/2009
Chloroethane	EPA 8260	<1.0	ug/L	MQS	04/13/2009
Trichlorofluoromethane	EPA 8260	<2.0	ug/L	MQS	04/13/2009
Diethylether	EPA 8260	<5.0	ug/L	MQS	04/13/2009
Acetone	EPA 8260	<25	ug/L	MQS	04/13/2009
1,1-Dichloroethene	EPA 8260	<1.0	ug/L	MQS	04/13/2009
Dichloromethane	EPA 8260	<2.0	ug/L	MQS	04/13/2009
Methyl-Tert-Butyl-Ether	EPA 8260	<1.0	ug/L	MQS	04/13/2009
trans-1,2-Dichloroethene	EPA 8260	<1.0	ug/L	MQS	04/13/2009
1,1-Dichloroethane	EPA 8260	<1.0	ug/L	MQS	04/13/2009
2-Butanone	EPA 8260	<25	ug/L	MQS	04/13/2009
2,2-Dichloropropane	EPA 8260	<1.0	ug/L	MQS	04/13/2009
cis-1,2-Dichloroethene	EPA 8260	<1.0	ug/L	MQS	04/13/2009
Chloroform	EPA 8260	<1.0	ug/L	MQS	04/13/2009
Bromochloromethane	EPA 8260	<1.0	ug/L	MQS	04/13/2009
Tetrahydrofuran	EPA 8260	<10	ug/L	MQS	04/13/2009
1,1,1-Trichloroethane	EPA 8260	<1.0	ug/L	MQS	04/13/2009
1,1-Dichloropropene	EPA 8260	<1.0	ug/L	MQS	04/13/2009
Carbon Tetrachloride	EPA 8260	<1.0	ug/L	MQS	04/13/2009
1,2-Dichloroethane	EPA 8260	<1.0	ug/L	MQS	04/13/2009
Benzene	EPA 8260	<1.0	ug/L	MQS	04/13/2009
Trichloroethene	EPA 8260	<1.0	ug/L	MQS	04/13/2009
1,2-Dichloropropane	EPA 8260	<1.0	ug/L	MQS	04/13/2009
Bromodichloromethane	EPA 8260	<1.0	ug/L	MQS	04/13/2009
Dibromomethane	EPA 8260	<1.0	ug/L	MQS	04/13/2009
4-Methyl-2-Pentanone	EPA 8260	<25	ug/L	MQS	04/13/2009
cis-1,3-Dichloropropene	EPA 8260	<20	ug/L	MQS	04/13/2009
Toluene	EPA 8260	<1.0	ug/L	MQS	04/13/2009
trans-1,3-Dichloropropene	EPA 8260	<20	ug/L	MQS	04/13/2009
1,1,2-Trichloroethane	EPA 8260	<1.0	ug/L	MQS	04/13/2009
2-Hexanone	EPA 8260	<25	ug/L	MQS	04/13/2009
1,3-Dichloropropane	EPA 8260	<1.0	ug/L	MQS	04/13/2009
Tetrachloroethene	EPA 8260	<1.0	ug/L	MQS	04/13/2009



ANALYTICAL REPORT

GZA GeoEnvironmental, Inc.
140 Broadway
Providence, RI 02903

Stephen Andrus

Project Name.: **Charbert ICMP**
Project No.: **03.0032795.29**

Date Received: **04/03/2009**
Date Reported: **04/14/2009**
Work Order No.: **0904-00017**

Sample ID: **GP-22**

Sample No.: **004**

Sample Date: **04/01/2009**

Test Performed	Method	Results	Units	Tech	Analysis Date
Dibromochloromethane	EPA 8260	<1.0	ug/L	MQS	04/13/2009
1,2-Dibromoethane (EDB)	EPA 8260	<2.0	ug/L	MQS	04/13/2009
Chlorobenzene	EPA 8260	<1.0	ug/L	MQS	04/13/2009
1,1,1,2-Tetrachloroethane	EPA 8260	<1.0	ug/L	MQS	04/13/2009
Ethylbenzene	EPA 8260	<1.0	ug/L	MQS	04/13/2009
m&p-Xylene	EPA 8260	<2.0	ug/L	MQS	04/13/2009
o-Xylene	EPA 8260	<1.0	ug/L	MQS	04/13/2009
Styrene	EPA 8260	<1.0	ug/L	MQS	04/13/2009
Bromoform	EPA 8260	<2.0	ug/L	MQS	04/13/2009
Isopropylbenzene	EPA 8260	<1.0	ug/L	MQS	04/13/2009
1,1,2,2-Tetrachloroethane	EPA 8260	<1.0	ug/L	MQS	04/13/2009
1,2,3-Trichloropropane	EPA 8260	<1.0	ug/L	MQS	04/13/2009
Bromobenzene	EPA 8260	<1.0	ug/L	MQS	04/13/2009
N-Propylbenzene	EPA 8260	<1.0	ug/L	MQS	04/13/2009
2-Chlorotoluene	EPA 8260	<1.0	ug/L	MQS	04/13/2009
1,3,5-Trimethylbenzene	EPA 8260	<1.0	ug/L	MQS	04/13/2009
4-Chlorotoluene	EPA 8260	<1.0	ug/L	MQS	04/13/2009
tert-Butylbenzene	EPA 8260	<1.0	ug/L	MQS	04/13/2009
1,2,4-Trimethylbenzene	EPA 8260	<1.0	ug/L	MQS	04/13/2009
sec-Butylbenzene	EPA 8260	<1.0	ug/L	MQS	04/13/2009
p-Isopropyltoluene	EPA 8260	<1.0	ug/L	MQS	04/13/2009
1,3-Dichlorobenzene	EPA 8260	<1.0	ug/L	MQS	04/13/2009
1,4-Dichlorobenzene	EPA 8260	<1.0	ug/L	MQS	04/13/2009
n-Butylbenzene	EPA 8260	<1.0	ug/L	MQS	04/13/2009
1,2-Dichlorobenzene	EPA 8260	<1.0	ug/L	MQS	04/13/2009
1,2-Dibromo-3-Chloropropane	EPA 8260	<5.0	ug/L	MQS	04/13/2009
1,2,4-Trichlorobenzene	EPA 8260	<1.0	ug/L	MQS	04/13/2009
Hexachlorobutadiene	EPA 8260	<1.0	ug/L	MQS	04/13/2009
Naphthalene	EPA 8260	<2.0	ug/L	MQS	04/13/2009
1,2,3-Trichlorobenzene	EPA 8260	<1.0	ug/L	MQS	04/13/2009
Surrogates:	EPA 8260				
***1,2-Dichloroethane-D4	EPA 8260	92.6	% R	MQS	04/13/2009
***Toluene-D8	EPA 8260	105	% R	MQS	04/13/2009
***4-Bromofluorobenzene	EPA 8260	99.9	% R	MQS	04/13/2009
Preparation	EPA 5030B	1.0	CF	MQS	04/13/2009



ANALYTICAL REPORT

GZA GeoEnvironmental, Inc.
140 Broadway
Providence, RI 02903

Stephen Andrus

Project Name.: **Charbert ICMP**
Project No.: **03.0032795.29**

Date Received: **04/03/2009**
Date Reported: **04/14/2009**
Work Order No.: **0904-00017**

Sample ID: **GZ-1**
Sample Date: **04/01/2009**

Sample No.: **005**

Test Performed	Method	Results	Units	Tech	Analysis Date
VOLATILE ORGANICS	EPA 8260			MQS	04/13/2009
Dichlorodifluoromethane	EPA 8260	<2.0	ug/L	MQS	04/13/2009
Chloromethane	EPA 8260	<2.0	ug/L	MQS	04/13/2009
Vinyl Chloride	EPA 8260	<1.0	ug/L	MQS	04/13/2009
Bromomethane	EPA 8260	<2.0	ug/L	MQS	04/13/2009
Chloroethane	EPA 8260	<1.0	ug/L	MQS	04/13/2009
Trichlorofluoromethane	EPA 8260	<2.0	ug/L	MQS	04/13/2009
Diethylether	EPA 8260	<5.0	ug/L	MQS	04/13/2009
Acetone	EPA 8260	<25	ug/L	MQS	04/13/2009
1,1-Dichloroethene	EPA 8260	<1.0	ug/L	MQS	04/13/2009
Dichloromethane	EPA 8260	<2.0	ug/L	MQS	04/13/2009
Methyl-Tert-Butyl-Ether	EPA 8260	<1.0	ug/L	MQS	04/13/2009
trans-1,2-Dichloroethene	EPA 8260	<1.0	ug/L	MQS	04/13/2009
1,1-Dichloroethane	EPA 8260	1.8	ug/L	MQS	04/13/2009
2-Butanone	EPA 8260	<25	ug/L	MQS	04/13/2009
2,2-Dichloropropane	EPA 8260	<1.0	ug/L	MQS	04/13/2009
cis-1,2-Dichloroethene	EPA 8260	41	ug/L	MQS	04/13/2009
Chloroform	EPA 8260	<1.0	ug/L	MQS	04/13/2009
Bromochloromethane	EPA 8260	<1.0	ug/L	MQS	04/13/2009
Tetrahydrofuran	EPA 8260	<10	ug/L	MQS	04/13/2009
1,1,1-Trichloroethane	EPA 8260	<1.0	ug/L	MQS	04/13/2009
1,1-Dichloropropene	EPA 8260	<1.0	ug/L	MQS	04/13/2009
Carbon Tetrachloride	EPA 8260	<1.0	ug/L	MQS	04/13/2009
1,2-Dichloroethane	EPA 8260	<1.0	ug/L	MQS	04/13/2009
Benzene	EPA 8260	<1.0	ug/L	MQS	04/13/2009
Trichloroethene	EPA 8260	9.6	ug/L	MQS	04/13/2009
1,2-Dichloropropane	EPA 8260	<1.0	ug/L	MQS	04/13/2009
Bromodichloromethane	EPA 8260	<1.0	ug/L	MQS	04/13/2009
Dibromomethane	EPA 8260	<1.0	ug/L	MQS	04/13/2009
4-Methyl-2-Pentanone	EPA 8260	<25	ug/L	MQS	04/13/2009
cis-1,3-Dichloropropene	EPA 8260	<20	ug/L	MQS	04/13/2009
Toluene	EPA 8260	<1.0	ug/L	MQS	04/13/2009
trans-1,3-Dichloropropene	EPA 8260	<20	ug/L	MQS	04/13/2009
1,1,2-Trichloroethane	EPA 8260	<1.0	ug/L	MQS	04/13/2009
2-Hexanone	EPA 8260	<25	ug/L	MQS	04/13/2009
1,3-Dichloropropane	EPA 8260	<1.0	ug/L	MQS	04/13/2009
Tetrachloroethene	EPA 8260	2.1	ug/L	MQS	04/13/2009



ANALYTICAL REPORT

GZA GeoEnvironmental, Inc.
140 Broadway
Providence, RI 02903

Stephen Andrus

Project Name.: Charbert ICMP
Project No.: 03.0032795.29

Date Received: 04/03/2009
Date Reported: 04/14/2009
Work Order No.: 0904-00017

Sample ID: GZ-1
Sample Date: 04/01/2009

Sample No.: 005

Test Performed	Method	Results	Units	Tech	Analysis Date
Dibromochloromethane	EPA 8260	<1.0	ug/L	MQS	04/13/2009
1,2-Dibromoethane (EDB)	EPA 8260	<2.0	ug/L	MQS	04/13/2009
Chlorobenzene	EPA 8260	<1.0	ug/L	MQS	04/13/2009
1,1,1,2-Tetrachloroethane	EPA 8260	<1.0	ug/L	MQS	04/13/2009
Ethylbenzene	EPA 8260	<1.0	ug/L	MQS	04/13/2009
m&p-Xylene	EPA 8260	<2.0	ug/L	MQS	04/13/2009
o-Xylene	EPA 8260	<1.0	ug/L	MQS	04/13/2009
Styrene	EPA 8260	<1.0	ug/L	MQS	04/13/2009
Bromoform	EPA 8260	<2.0	ug/L	MQS	04/13/2009
Isopropylbenzene	EPA 8260	<1.0	ug/L	MQS	04/13/2009
1,1,2,2-Tetrachloroethane	EPA 8260	<1.0	ug/L	MQS	04/13/2009
1,2,3-Trichloropropane	EPA 8260	<1.0	ug/L	MQS	04/13/2009
Bromobenzene	EPA 8260	<1.0	ug/L	MQS	04/13/2009
N-Propylbenzene	EPA 8260	<1.0	ug/L	MQS	04/13/2009
2-Chlorotoluene	EPA 8260	<1.0	ug/L	MQS	04/13/2009
1,3,5-Trimethylbenzene	EPA 8260	<1.0	ug/L	MQS	04/13/2009
4-Chlorotoluene	EPA 8260	<1.0	ug/L	MQS	04/13/2009
tert-Butylbenzene	EPA 8260	<1.0	ug/L	MQS	04/13/2009
1,2,4-Trimethylbenzene	EPA 8260	<1.0	ug/L	MQS	04/13/2009
sec-Butylbenzene	EPA 8260	<1.0	ug/L	MQS	04/13/2009
p-Isopropyltoluene	EPA 8260	<1.0	ug/L	MQS	04/13/2009
1,3-Dichlorobenzene	EPA 8260	<1.0	ug/L	MQS	04/13/2009
1,4-Dichlorobenzene	EPA 8260	<1.0	ug/L	MQS	04/13/2009
n-Butylbenzene	EPA 8260	<1.0	ug/L	MQS	04/13/2009
1,2-Dichlorobenzene	EPA 8260	<1.0	ug/L	MQS	04/13/2009
1,2-Dibromo-3-Chloropropane	EPA 8260	<5.0	ug/L	MQS	04/13/2009
1,2,4-Trichlorobenzene	EPA 8260	3.6	ug/L	MQS	04/13/2009
Hexachlorobutadiene	EPA 8260	<1.0	ug/L	MQS	04/13/2009
Naphthalene	EPA 8260	<2.0	ug/L	MQS	04/13/2009
1,2,3-Trichlorobenzene	EPA 8260	<1.0	ug/L	MQS	04/13/2009
Surrogates:	EPA 8260				
***1,2-Dichloroethane-D4	EPA 8260	88.3	% R	MQS	04/13/2009
***Toluene-D8	EPA 8260	107	% R	MQS	04/13/2009
***4-Bromofluorobenzene	EPA 8260	100	% R	MQS	04/13/2009
Preparation	EPA 5030B	1.0	CF	MQS	04/13/2009



ANALYTICAL REPORT

GZA GeoEnvironmental, Inc.
140 Broadway
Providence, RI 02903

Stephen Andrus

Project Name.: **Charbert ICMP**
Project No.: **03.0032795.29**

Date Received: **04/03/2009**
Date Reported: **04/14/2009**
Work Order No.: **0904-00017**

Sample ID: **TBLK 04-01-09**

Sample No.: **006**

Sample Date: **04/01/2009**

Test Performed	Method	Results	Units	Tech	Analysis Date
VOLATILE ORGANICS	EPA 8260			MQS	04/13/2009
Dichlorodifluoromethane	EPA 8260	<2.0	ug/L	MQS	04/13/2009
Chloromethane	EPA 8260	<2.0	ug/L	MQS	04/13/2009
Vinyl Chloride	EPA 8260	<1.0	ug/L	MQS	04/13/2009
Bromomethane	EPA 8260	<2.0	ug/L	MQS	04/13/2009
Chloroethane	EPA 8260	<1.0	ug/L	MQS	04/13/2009
Trichlorofluoromethane	EPA 8260	<2.0	ug/L	MQS	04/13/2009
Diethylether	EPA 8260	<5.0	ug/L	MQS	04/13/2009
Acetone	EPA 8260	<25	ug/L	MQS	04/13/2009
1,1-Dichloroethene	EPA 8260	<1.0	ug/L	MQS	04/13/2009
Dichloromethane	EPA 8260	<2.0	ug/L	MQS	04/13/2009
Methyl-Tert-Butyl-Ether	EPA 8260	<1.0	ug/L	MQS	04/13/2009
trans-1,2-Dichloroethene	EPA 8260	<1.0	ug/L	MQS	04/13/2009
1,1-Dichloroethane	EPA 8260	<1.0	ug/L	MQS	04/13/2009
2-Butanone	EPA 8260	<25	ug/L	MQS	04/13/2009
2,2-Dichloropropane	EPA 8260	<1.0	ug/L	MQS	04/13/2009
cis-1,2-Dichloroethene	EPA 8260	<1.0	ug/L	MQS	04/13/2009
Chloroform	EPA 8260	<1.0	ug/L	MQS	04/13/2009
Bromochloromethane	EPA 8260	<1.0	ug/L	MQS	04/13/2009
Tetrahydrofuran	EPA 8260	<10	ug/L	MQS	04/13/2009
1,1,1-Trichloroethane	EPA 8260	<1.0	ug/L	MQS	04/13/2009
1,1-Dichloropropene	EPA 8260	<1.0	ug/L	MQS	04/13/2009
Carbon Tetrachloride	EPA 8260	<1.0	ug/L	MQS	04/13/2009
1,2-Dichloroethane	EPA 8260	<1.0	ug/L	MQS	04/13/2009
Benzene	EPA 8260	<1.0	ug/L	MQS	04/13/2009
Trichloroethene	EPA 8260	<1.0	ug/L	MQS	04/13/2009
1,2-Dichloropropane	EPA 8260	<1.0	ug/L	MQS	04/13/2009
Bromodichloromethane	EPA 8260	<1.0	ug/L	MQS	04/13/2009
Dibromomethane	EPA 8260	<1.0	ug/L	MQS	04/13/2009
4-Methyl-2-Pentanone	EPA 8260	<25	ug/L	MQS	04/13/2009
cis-1,3-Dichloropropene	EPA 8260	<20	ug/L	MQS	04/13/2009
Toluene	EPA 8260	<1.0	ug/L	MQS	04/13/2009
trans-1,3-Dichloropropene	EPA 8260	<20	ug/L	MQS	04/13/2009
1,1,2-Trichloroethane	EPA 8260	<1.0	ug/L	MQS	04/13/2009
2-Hexanone	EPA 8260	<25	ug/L	MQS	04/13/2009
1,3-Dichloropropane	EPA 8260	<1.0	ug/L	MQS	04/13/2009
Tetrachloroethene	EPA 8260	<1.0	ug/L	MQS	04/13/2009



ANALYTICAL REPORT

GZA GeoEnvironmental, Inc.
140 Broadway
Providence, RI 02903

Stephen Andrus

Project Name.: **Charbert ICMP**
Project No.: **03.0032795.29**

Date Received: **04/03/2009**
Date Reported: **04/14/2009**
Work Order No.: **0904-00017**

Sample ID: **TBLK 04-01-09**

Sample No.: **006**

Sample Date: **04/01/2009**

Test Performed	Method	Results	Units	Tech	Analysis Date
Dibromochloromethane	EPA 8260	<1.0	ug/L	MQS	04/13/2009
1,2-Dibromoethane (EDB)	EPA 8260	<2.0	ug/L	MQS	04/13/2009
Chlorobenzene	EPA 8260	<1.0	ug/L	MQS	04/13/2009
1,1,1,2-Tetrachloroethane	EPA 8260	<1.0	ug/L	MQS	04/13/2009
Ethylbenzene	EPA 8260	<1.0	ug/L	MQS	04/13/2009
m&p-Xylene	EPA 8260	<2.0	ug/L	MQS	04/13/2009
o-Xylene	EPA 8260	<1.0	ug/L	MQS	04/13/2009
Styrene	EPA 8260	<1.0	ug/L	MQS	04/13/2009
Bromoform	EPA 8260	<2.0	ug/L	MQS	04/13/2009
Isopropylbenzene	EPA 8260	<1.0	ug/L	MQS	04/13/2009
1,1,2,2-Tetrachloroethane	EPA 8260	<1.0	ug/L	MQS	04/13/2009
1,2,3-Trichloropropane	EPA 8260	<1.0	ug/L	MQS	04/13/2009
Bromobenzene	EPA 8260	<1.0	ug/L	MQS	04/13/2009
N-Propylbenzene	EPA 8260	<1.0	ug/L	MQS	04/13/2009
2-Chlorotoluene	EPA 8260	<1.0	ug/L	MQS	04/13/2009
1,3,5-Trimethylbenzene	EPA 8260	<1.0	ug/L	MQS	04/13/2009
4-Chlorotoluene	EPA 8260	<1.0	ug/L	MQS	04/13/2009
tert-Butylbenzene	EPA 8260	<1.0	ug/L	MQS	04/13/2009
1,2,4-Trimethylbenzene	EPA 8260	<1.0	ug/L	MQS	04/13/2009
sec-Butylbenzene	EPA 8260	<1.0	ug/L	MQS	04/13/2009
p-Isopropyltoluene	EPA 8260	<1.0	ug/L	MQS	04/13/2009
1,3-Dichlorobenzene	EPA 8260	<1.0	ug/L	MQS	04/13/2009
1,4-Dichlorobenzene	EPA 8260	<1.0	ug/L	MQS	04/13/2009
n-Butylbenzene	EPA 8260	<1.0	ug/L	MQS	04/13/2009
1,2-Dichlorobenzene	EPA 8260	<1.0	ug/L	MQS	04/13/2009
1,2-Dibromo-3-Chloropropane	EPA 8260	<5.0	ug/L	MQS	04/13/2009
1,2,4-Trichlorobenzene	EPA 8260	<1.0	ug/L	MQS	04/13/2009
Hexachlorobutadiene	EPA 8260	<1.0	ug/L	MQS	04/13/2009
Naphthalene	EPA 8260	<2.0	ug/L	MQS	04/13/2009
1,2,3-Trichlorobenzene	EPA 8260	<1.0	ug/L	MQS	04/13/2009
Surrogates:	EPA 8260				
***1,2-Dichloroethane-D4	EPA 8260	87.8	% R	MQS	04/13/2009
***Toluene-D8	EPA 8260	106	% R	MQS	04/13/2009
***4-Bromofluorobenzene	EPA 8260	101	% R	MQS	04/13/2009
Preparation	EPA 5030B	1.0	CF	MQS	04/13/2009

EPA Method 8260 / 524.2 Aqueous Method Blank (MB) and Laboratory Control Sample/Duplicate (LCS/LCSD) Data

Method Blank			Laboratory Control Sample				Laboratory Control Sample Duplicate						
Date Analyzed:	4/11/2009		Date Analyzed:	4/11/2009		Date Analyzed:	4/11/2009			RPD	Limit	Verdict	
Volatile Organics	Conc. ug/L	Acceptance Limit	Spike Concentration = 20 ug/L	% Recovery	Acceptance Limits	Verdict	% Recovery	Acceptance Limits	Verdict				
dichlorodifluoromethane	< 1.0	< 1.0	dichlorodifluoromethane	84.5	70-130	ok	75.3	70-130	ok	11.5	<25	ok	
chloromethane	< 1.0	< 1.0	chloromethane	93.8	70-130	ok	80.7	70-130	ok	15.0	<25	ok	
vinyl chloride	< 0.5	< 0.5	vinyl chloride	96.9	80-120	ok	88.1	70-130	ok	11.8	<25	ok	
bromomethane	< 1.0	< 1.0	bromomethane	97.2	70-130	ok	88.9	70-130	ok	11.2	<25	ok	
chloroethane	< 0.5	< 0.5	chloroethane	96.3	70-130	ok	84.3	70-130	ok	12.2	<25	ok	
trichlorofluoromethane	< 1.0	< 1.0	trichlorofluoromethane	103	70-130	ok	93.1	70-130	ok	9.73	<25	ok	
diethyl ether	< 2.5	< 2.5	diethyl ether	94.1	70-130	ok	84.1	70-130	ok	11.2	<25	ok	
acetone	< 13	< 13	acetone	89.2	70-130	ok	83.8	70-130	ok	8.25	<25	ok	
1,1-dichloroethene	< 0.5	< 0.5	1,1-dichloroethene	96.8	80-120	ok	84.7	70-130	ok	12.3	<25	ok	
FREON-113	< 1.0	< 1.0	FREON-113	102	70-130	ok	91.5	70-130	ok	10.5	<25	ok	
iodomethane	< 0.5	< 0.5	iodomethane	95.2	70-130	ok	83.7	70-130	ok	12.8	<25	ok	
carbon disulfide	< 5.0	< 5.0	carbon disulfide	123	70-130	ok	111	70-130	ok	10.5	<25	ok	
dichloromethane	< 1.0	< 1.0	dichloromethane	86.5	70-130	ok	81.2	70-130	ok	9.88	<25	ok	
tert-butyl alcohol (TBA)	< 13	< 13	tert-butyl alcohol (TBA)	124	70-130	ok	103	70-130	ok	18.6	<25	ok	
acrylonitrile	< 0.5	< 0.5	acrylonitrile	78.1	70-130	ok	81.9	70-130	ok	4.82	<25	ok	
methyl-tert-butyl-ether	< 0.5	< 0.5	methyl-tert-butyl-ether	62.0	70-130	ok	82.0	70-130	ok	10.4	<25	ok	
trans-1,2-dichloroethane	< 0.5	< 0.5	trans-1,2-dichloroethane	97.4	70-130	ok	88.3	70-130	ok	9.77	<25	ok	
1,1-dichloroethane	< 0.5	< 0.5	1,1-dichloroethane	101	70-130	ok	90.4	70-130	ok	10.8	<25	ok	
di-isopropyl ether (DIPE)	< 1.0	< 1.0	di-isopropyl ether (DIPE)	96.8	70-130	ok	87.9	70-130	ok	8.85	<25	ok	
ethyl tert-butyl ether (ETBE)	< 1.0	< 1.0	ethyl tert-butyl ether (ETBE)	96.7	70-130	ok	88.9	70-130	ok	8.44	<25	ok	
vinyl acetate	< 13	< 13	vinyl acetate	92.8	70-130	ok	84.8	70-130	ok	8.94	<25	ok	
2-butanone	< 13	< 13	2-butanone	98.7	70-130	ok	89.4	70-130	ok	10.9	<25	ok	
2,2-dichloropropane	< 0.5	< 0.5	2,2-dichloropropane	113	70-130	ok	101	70-130	ok	10.7	<25	ok	
cis-1,2-dichloroethane	< 0.5	< 0.5	cis-1,2-dichloroethane	94.0	70-130	ok	83.8	70-130	ok	11.8	<25	ok	
chloroform	< 0.5	< 0.5	chloroform	84.8	80-120	ok	86.3	70-130	ok	10.5	<25	ok	
bromochloromethane	< 0.5	< 0.5	bromochloromethane	98.2	70-130	ok	88.8	70-130	ok	10.8	<25	ok	
tetrahydrofuran	< 5.0	< 5.0	tetrahydrofuran	110	70-130	ok	92.8	70-130	ok	16.7	<25	ok	
1,1,1-trichloroethane	< 0.5	< 0.5	1,1,1-trichloroethane	96.1	70-130	ok	88.2	70-130	ok	8.83	<25	ok	
1,1-dichloropropene	< 0.5	< 0.5	1,1-dichloropropene	97.0	70-130	ok	88.0	70-130	ok	9.73	<25	ok	
carbon tetrachloride	< 0.5	< 0.5	carbon tetrachloride	99.0	70-130	ok	89.3	70-130	ok	10.3	<25	ok	
1,2-dichloroethane	< 0.5	< 0.5	1,2-dichloroethane	96.2	70-130	ok	87.3	70-130	ok	8.87	<25	ok	
benzene	< 0.5	< 0.5	benzene	83.8	70-130	ok	85.5	70-130	ok	9.34	<25	ok	
tert-amyl methyl ether (TAME)	< 1.0	< 1.0	tert-amyl methyl ether (TAME)	100.0	70-130	ok	90.5	70-130	ok	9.97	<25	ok	
trichloroethene	< 0.5	< 0.5	trichloroethene	98.4	70-130	ok	88.4	70-130	ok	8.55	<25	ok	
1,2-dichloropropane	< 0.5	< 0.5	1,2-dichloropropane	93.3	80-120	ok	85.8	70-130	ok	8.88	<25	ok	
bromodichloromethane	< 0.5	< 0.5	bromodichloromethane	95.8	70-130	ok	88.0	70-130	ok	8.48	<25	ok	
1,4-Dioxane	< 50	< 50	1,4-Dioxane	109	70-130	ok	90.2	70-130	ok	18.6	<25	ok	
dibromomethane	< 0.5	< 0.5	dibromomethane	98.6	70-130	ok	88.1	70-130	ok	9.27	<25	ok	
4-methyl-2-pentanone	< 13	< 13	4-methyl-2-pentanone	96.2	70-130	ok	91.5	70-130	ok	8.04	<25	ok	
cis-1,3-dichloropropene	< 0.5	< 0.5	cis-1,3-dichloropropene	98.7	70-130	ok	89.8	70-130	ok	9.36	<25	ok	
toluene	< 0.6	< 0.5	toluene	98.3	80-120	ok	89.5	70-130	ok	9.40	<25	ok	
trans-1,3-dichloropropene	< 1.0	< 1.0	trans-1,3-dichloropropene	91.0	70-130	ok	83.7	70-130	ok	8.35	<25	ok	
1,1,2-trichloroethane	< 0.5	< 0.5	1,1,2-trichloroethane	89.0	70-130	ok	82.0	70-130	ok	8.15	<25	ok	
2-hexanone	< 13	< 13	2-hexanone	99.7	70-130	ok	94.9	70-130	ok	4.98	<25	ok	
1,3-dichloropropane	< 0.5	< 0.5	1,3-dichloropropane	95.3	70-130	ok	89.8	70-130	ok	5.90	<25	ok	
tetrachloroethene	< 0.5	< 0.5	tetrachloroethene	104	70-130	ok	97.0	70-130	ok	8.79	<25	ok	
dibromochloromethane	< 0.5	< 0.5	dibromochloromethane	101	70-130	ok	93.2	70-130	ok	7.54	<25	ok	
1,2-dibromoethane (EDB)	< 1.0	< 1.0	1,2-dibromoethane (EDB)	98.1	70-130	ok	90.9	70-130	ok	7.87	<25	ok	
chlorobenzene	< 0.5	< 0.5	chlorobenzene	98.3	70-130	ok	91.4	70-130	ok	7.20	<25	ok	
1,1,1,2-tetrachloroethane	< 0.5	< 0.5	1,1,1,2-tetrachloroethane	97.2	70-130	ok	91.1	70-130	ok	6.44	<25	ok	
ethylbenzene	< 0.5	< 0.5	ethylbenzene	102	80-120	ok	95.1	70-130	ok	7.11	<25	ok	
1,1,2,2-tetrachloroethane	< 0.5	< 0.5	1,1,2,2-tetrachloroethane	90.6	70-130	ok	86.9	70-130	ok	5.29	<25	ok	
m&p-xylene	< 1.0	< 1.0	m&p-xylene	101	70-130	ok	93.4	70-130	ok	7.42	<25	ok	
o-xylene	< 0.5	< 0.5	o-xylene	95.5	70-130	ok	88.4	70-130	ok	7.70	<25	ok	
styrene	< 0.5	< 0.5	styrene	100	70-130	ok	92.5	70-130	ok	7.88	<25	ok	
bromoform	< 1.0	< 1.0	bromoform	98.0	70-130	ok	91.5	70-130	ok	6.87	<25	ok	
isopropylbenzene	< 0.5	< 0.5	isopropylbenzene	115	70-130	ok	106	70-130	ok	7.82	<25	ok	
1,2,3-trichloropropane	< 0.5	< 0.5	1,2,3-trichloropropane	91.1	70-130	ok	84.9	70-130	ok	6.88	<25	ok	
bromobenzene	< 0.5	< 0.5	bromobenzene	99.2	70-130	ok	91.2	70-130	ok	8.32	<25	ok	
n-propylbenzene	< 0.5	< 0.5	n-propylbenzene	105	70-130	ok	96.4	70-130	ok	8.31	<25	ok	
2-chlorotoluene	< 0.5	< 0.5	2-chlorotoluene	95.3	70-130	ok	87.1	70-130	ok	8.90	<25	ok	
1,3,5-trimethylbenzene	< 0.5	< 0.5	1,3,5-trimethylbenzene	102	70-130	ok	91.1	70-130	ok	8.20	<25	ok	
trans-1,4-dichloro-2-butene	< 1.0	< 1.0	trans-1,4-dichloro-2-butene	97.5	70-130	ok	88.0	70-130	ok	10.2	<25	ok	
4-chlorotoluene	< 0.5	< 0.5	4-chlorotoluene	98.2	70-130	ok	91.4	70-130	ok	8.22	<25	ok	
tert-butyl-benzene	< 0.5	< 0.5	tert-butyl-benzene	120	70-130	ok	110	70-130	ok	8.49	<25	ok	
1,2,4-trimethylbenzene	< 0.5	< 0.5	1,2,4-trimethylbenzene	97.6	70-130	ok	90.2	70-130	ok	7.95	<25	ok	
sec-butyl-benzene	< 0.5	< 0.5	sec-butyl-benzene	98.8	70-130	ok	91.0	70-130	ok	8.17	<25	ok	
p-isopropyltoluene	< 0.5	< 0.5	p-isopropyltoluene	100	70-130	ok	92.0	70-130	ok	8.56	<25	ok	
1,3-dichlorobenzene	< 0.5	< 0.5	1,3-dichlorobenzene	98.8	70-130	ok	89.4	70-130	ok	7.95	<25	ok	
1,4-dichlorobenzene	< 0.5	< 0.5	1,4-dichlorobenzene	97.8	70-130	ok	89.1	70-130	ok	9.37	<25	ok	
n-butylbenzene	< 0.5	< 0.5	n-butylbenzene	101	70-130	ok	93.0	70-130	ok	8.17	<25	ok	
1,2-dichlorobenzene	< 0.5	< 0.5	1,2-dichlorobenzene	93.8	70-130	ok	88.7	70-130	ok	5.50	<25	ok	
1,2-dibromo-3-chloropropane	< 2.5	< 2.5	1,2-dibromo-3-chloropropane	93.4	70-130	ok	89.0	70-130	ok	4.88	<25	ok	
1,3,5-trichlorobenzene	< 0.5	< 0.5	1,3,5-trichlorobenzene	96.8	70-130	ok	92.0	70-130	ok	7.95	<25	ok	
1,2,4-trichlorobenzene	< 0.5	< 0.5	1,2,4-trichlorobenzene	102	70-130	ok	95.8	70-130	ok	8.62	<25	ok	
hexachlorobutadiene	< 0.5	< 0.5	hexachlorobutadiene	103	70-130	ok	93.9	70-130	ok	9.48	<25	ok	
naphthalene	< 1.0	< 1.0	naphthalene	94.7	70-130	ok	91.7	70-130	ok	3.22	<25	ok	
1,2,3-trichlorobenzene	< 0.5	< 0.5	1,2,3-trichlorobenzene	95.7	70-130	ok	90.9	70-130	ok	5.18	<25	ok	

Surrogates:	Recovery (%)	Acceptance Limits	Surrogates:	Recovery (%)	Acceptance Limits	Verdict	Recovery (%)	Acceptance Limits	Verdict	RPD	Acceptance Limits	Verdict
DIBROMOFLUOROMETHANE	103	70-130	DIBROMOFLUOROMETHANE	108	70-130	ok	102	70-130	ok	5.84	<25	ok
1,2-DICHLOROETHANE-D4	90.3	70-130	1,2-DICHLOROETHANE-D4	105	70-130	ok	95.5	70-130	ok	9.58	<25	ok
TOLUENE-D8	105	70-130	TOLUENE-D8	108	70-130	ok	106	70-130	ok	0.59	<25	ok
4-BROMOFLUOROBENZENE	102	70-130	4-BROMOFLUOROBENZENE	104	70-130	ok	103	70-130	ok	1.38	<25	ok
1,2-DICHLOROBENZENE-D4	103	70-130	1,2-DICHLOROBENZENE-D4	99.1	70-130	ok	97.3	70-130	ok	1.78	<25	ok

EPA Method 8260 / 524.2 Aqueous Method Blank (MB) and Laboratory Control Sample/Duplicate (LCS/LCSD) Data

Method Blank			Laboratory Control Sample				Laboratory Control Sample Duplicate						
Date Analyzed: 4/13/2009			Date Analyzed: 4/13/2009				Date Analyzed: 4/13/2009						
Conc. ug/L	Acceptance Limit		Spike Concentration = 20ug/L	% Recovery	Acceptance Limits	Verdict	% Recovery	Acceptance Limits	Verdict	RPD	Limit	Verdict	
dichlorodifluoromethane	< 1.0	< 1.0	dichlorodifluoromethane	126	70-130	ok	130	70-130	ok	2.92	<25	ok	
chloromethane	< 1.0	< 1.0	chloromethane	115	70-130	ok	118	70-130	ok	3.18	<25	ok	
vinyl chloride	< 0.5	< 0.5	vinyl chloride	112	80-120	ok	118	70-130	ok	3.61	<25	ok	
bromomethane	< 1.0	< 1.0	bromomethane	101	70-130	ok	108	70-130	ok	6.69	<25	ok	
chloroethane	< 0.5	< 0.5	chloroethane	98.6	70-130	ok	103	70-130	ok	4.89	<25	ok	
trichlorofluoromethane	< 1.0	< 1.0	trichlorofluoromethane	105	70-130	ok	111	70-130	ok	8.22	<25	ok	
diethyl ether	< 2.5	< 2.5	diethyl ether	87.9	70-130	ok	96.5	70-130	ok	9.24	<25	ok	
acetone	< 13	< 13	acetone	65.3	70-130	ok	93.3	70-130	ok	8.96	<25	ok	
1,1-dichloroethene	< 0.5	< 0.5	1,1-dichloroethene	94.1	80-120	ok	99.8	70-130	ok	5.87	<25	ok	
FREON-113	< 1.0	< 1.0	FREON-113	99.3	70-130	ok	105	70-130	ok	5.92	<25	ok	
iodomethane	< 0.5	< 0.5	iodomethane	92.1	70-130	ok	97.9	70-130	ok	6.15	<25	ok	
carbon disulfide	< 5.0	< 5.0	carbon disulfide	127	70-130	ok	134	70-130	ok	4.95	<25	ok	
dichloromethane	< 1.0	< 1.0	dichloromethane	83.6	70-130	ok	91.4	70-130	ok	8.95	<25	ok	
tert-butyl alcohol (TBA)	< 13	< 13	tert-butyl alcohol (TBA)	115	70-130	ok	125	70-130	ok	8.54	<25	ok	
acrylonitrile	< 0.5	< 0.5	acrylonitrile	74.8	70-130	ok	91.3	70-130	ok	19.9	<25	ok	
methyl-tert-butyl-ether	< 0.5	< 0.5	methyl-tert-butyl-ether	87.7	70-130	ok	93.9	70-130	ok	8.88	<25	ok	
trans-1,2-dichloroethene	< 0.5	< 0.5	trans-1,2-dichloroethene	94.6	70-130	ok	101	70-130	ok	8.12	<25	ok	
1,1-dichloroethane	< 0.5	< 0.5	1,1-dichloroethane	96.2	70-130	ok	102	70-130	ok	5.59	<25	ok	
diisopropyl ether (DIPE)	< 1.0	< 1.0	diisopropyl ether (DIPE)	92.0	70-130	ok	99.3	70-130	ok	7.68	<25	ok	
ethyl-tert-butyl ether (ETBE)	< 1.0	< 1.0	ethyl-tert-butyl ether (ETBE)	92.7	70-130	ok	98.3	70-130	ok	5.87	<25	ok	
vinyl acetate	< 13	< 13	vinyl acetate	89.8	70-130	ok	97.5	70-130	ok	8.21	<25	ok	
2-butanone	< 13	< 13	2-butanone	89.7	70-130	ok	98.4	70-130	ok	9.35	<25	ok	
2,2-dichloropropane	< 0.5	< 0.5	2,2-dichloropropane	113	70-130	ok	117	70-130	ok	3.95	<25	ok	
cis-1,2-dichloroethene	< 0.5	< 0.5	cis-1,2-dichloroethene	87.3	70-130	ok	93.2	70-130	ok	8.55	<25	ok	
chloroform	< 0.5	< 0.5	chloroform	88.1	80-120	ok	94.0	70-130	ok	4.53	<25	ok	
bromochloromethane	< 0.5	< 0.5	bromochloromethane	89.3	70-130	ok	97.3	70-130	ok	8.59	<25	ok	
tetrahydrofuran	< 5.0	< 5.0	tetrahydrofuran	110	70-130	ok	120	70-130	ok	8.48	<25	ok	
1,1,1-trichloroethane	< 0.5	< 0.5	1,1,1-trichloroethane	91.4	70-130	ok	99.0	70-130	ok	7.89	<25	ok	
1,1-dichloropropene	< 0.5	< 0.5	1,1-dichloropropene	94.6	70-130	ok	99.3	70-130	ok	4.81	<25	ok	
carbon tetrachloride	< 0.5	< 0.5	carbon tetrachloride	95.3	70-130	ok	101	70-130	ok	8.22	<25	ok	
1,2-dichloroethane	< 0.5	< 0.5	1,2-dichloroethane	92.2	70-130	ok	99.3	70-130	ok	7.50	<25	ok	
benzene	< 0.5	< 0.5	benzene	89.7	70-130	ok	95.0	70-130	ok	5.70	<25	ok	
tert-amyl methyl ether (TAME)	< 1.0	< 1.0	tert-amyl methyl ether (TAME)	93.9	70-130	ok	101	70-130	ok	7.32	<25	ok	
trichloroethene	< 0.5	< 0.5	trichloroethene	92.6	70-130	ok	98.0	70-130	ok	5.64	<25	ok	
1,2-dichloropropane	< 0.5	< 0.5	1,2-dichloropropane	89.7	80-120	ok	95.7	70-130	ok	6.54	<25	ok	
bromodichloromethane	< 0.5	< 0.5	bromodichloromethane	86.5	70-130	ok	98.7	70-130	ok	7.70	<25	ok	
1,4-Dioxane	< 50	< 50	1,4-Dioxane	92.8	70-130	ok	102	70-130	ok	9.10	<25	ok	
1,1-dibromomethane	< 0.5	< 0.5	1,1-dibromomethane	87.9	70-130	ok	95.6	70-130	ok	8.48	<25	ok	
4-methyl-2-pentanone	< 13	< 13	4-methyl-2-pentanone	89.5	70-130	ok	97.9	70-130	ok	9.00	<25	ok	
cis-1,3-dichloropropene	< 0.5	< 0.5	cis-1,3-dichloropropene	93.2	70-130	ok	99.5	70-130	ok	8.54	<25	ok	
toluene	< 0.5	< 0.5	toluene	92.9	80-120	ok	98.7	70-130	ok	8.08	<25	ok	
trans-1,3-dichloropropene	< 1.0	< 1.0	trans-1,3-dichloropropene	85.7	70-130	ok	91.8	70-130	ok	6.95	<25	ok	
1,1,2-trichloroethane	< 0.5	< 0.5	1,1,2-trichloroethane	82.4	70-130	ok	90.1	70-130	ok	8.94	<25	ok	
2-hexanone	< 13	< 13	2-hexanone	92.9	70-130	ok	102	70-130	ok	9.36	<25	ok	
1,3-dichloropropane	< 0.5	< 0.5	1,3-dichloropropane	89.5	70-130	ok	97.8	70-130	ok	8.84	<25	ok	
tetrachloroethane	< 0.5	< 0.5	tetrachloroethane	95.6	70-130	ok	102	70-130	ok	6.91	<25	ok	
1,2-dibromochloromethane	< 0.5	< 0.5	1,2-dibromochloromethane	92.8	70-130	ok	102	70-130	ok	9.04	<25	ok	
1,2-dibromomethane (EDB)	< 1.0	< 1.0	1,2-dibromomethane (EDB)	80.0	70-130	ok	98.5	70-130	ok	8.95	<25	ok	
chlorobenzene	< 0.5	< 0.5	chlorobenzene	92.0	70-130	ok	99.1	70-130	ok	7.45	<25	ok	
1,1,1,2-tetrachloroethane	< 0.5	< 0.5	1,1,1,2-tetrachloroethane	89.8	70-130	ok	98.9	70-130	ok	7.47	<25	ok	
ethylbenzene	< 0.5	< 0.5	ethylbenzene	95.2	80-120	ok	102	70-130	ok	7.31	<25	ok	
1,1,2,2-tetrachloroethane	< 0.5	< 0.5	1,1,2,2-tetrachloroethane	83.8	70-130	ok	92.9	70-130	ok	10.2	<25	ok	
m&p-xylene	< 1.0	< 1.0	m&p-xylene	95.0	70-130	ok	102	70-130	ok	7.00	<25	ok	
o-xylene	< 0.5	< 0.5	o-xylene	89.8	70-130	ok	94.9	70-130	ok	5.55	<25	ok	
styrene	< 0.5	< 0.5	styrene	93.0	70-130	ok	99.3	70-130	ok	6.58	<25	ok	
bromoform	< 1.0	< 1.0	bromoform	88.4	70-130	ok	95.4	70-130	ok	7.61	<25	ok	
isopropylbenzene	< 0.5	< 0.5	isopropylbenzene	106	70-130	ok	115	70-130	ok	5.20	<25	ok	
1,2,3-trichloropropane	< 0.5	< 0.5	1,2,3-trichloropropane	83.4	70-130	ok	93.4	70-130	ok	11.2	<25	ok	
bromobenzene	< 0.5	< 0.5	bromobenzene	91.2	70-130	ok	96.4	70-130	ok	7.54	<25	ok	
n-propylbenzene	< 0.5	< 0.5	n-propylbenzene	98.2	70-130	ok	103	70-130	ok	5.14	<25	ok	
2-chlorotoluene	< 0.5	< 0.5	2-chlorotoluene	89.5	70-130	ok	94.7	70-130	ok	5.85	<25	ok	
1,3,5-trimethylbenzene	< 0.5	< 0.5	1,3,5-trimethylbenzene	96.7	70-130	ok	102	70-130	ok	5.03	<25	ok	
trans-1,4-dichloro-2-butene	< 1.0	< 1.0	trans-1,4-dichloro-2-butene	96.0	70-130	ok	98.9	70-130	ok	3.99	<25	ok	
4-chlorotoluene	< 0.5	< 0.5	4-chlorotoluene	92.9	70-130	ok	98.9	70-130	ok	6.35	<25	ok	
tert-butylbenzene	< 0.5	< 0.5	tert-butylbenzene	113	70-130	ok	119	70-130	ok	5.50	<25	ok	
1,2,4-trimethylbenzene	< 0.5	< 0.5	1,2,4-trimethylbenzene	91.9	70-130	ok	97.1	70-130	ok	5.49	<25	ok	
sec-butylbenzene	< 0.5	< 0.5	sec-butylbenzene	93.6	70-130	ok	97.9	70-130	ok	4.57	<25	ok	
p-isopropyltoluene	< 0.5	< 0.5	p-isopropyltoluene	94.7	70-130	ok	96.6	70-130	ok	5.05	<25	ok	
1,3-dichlorobenzene	< 0.5	< 0.5	1,3-dichlorobenzene	90.7	70-130	ok	96.6	70-130	ok	8.24	<25	ok	
1,4-dichlorobenzene	< 0.5	< 0.5	1,4-dichlorobenzene	91.5	70-130	ok	97.8	70-130	ok	6.44	<25	ok	
n-butylbenzene	< 0.5	< 0.5	n-butylbenzene	94.8	70-130	ok	100	70-130	ok	5.71	<25	ok	
1,2-dichlorobenzene	< 0.5	< 0.5	1,2-dichlorobenzene	88.0	70-130	ok	94.9	70-130	ok	7.55	<25	ok	
1,2-dibromo-3-chloropropane	< 2.5	< 2.5	1,2-dibromo-3-chloropropane	83.7	70-130	ok	93.3	70-130	ok	10.9	<25	ok	
1,3,5-trichlorobenzene	< 0.5	< 0.5	1,3,5-trichlorobenzene	91.7	70-130	ok	98.0	70-130	ok	8.84	<25	ok	
1,2,4-trichlorobenzene	< 0.5	< 0.5	1,2,4-trichlorobenzene	94.5	70-130	ok	102	70-130	ok	7.18	<25	ok	
hexachlorobutadiene	< 0.5	< 0.5	hexachlorobutadiene	95.3	70-130	ok	102	70-130	ok	6.61	<25	ok	
naphthalene	< 1.0	< 1.0	naphthalene	87.5	70-130	ok	96.7	70-130	ok	9.93	<25	ok	
1,2,3-trichlorobenzene	< 0.5	< 0.5	1,2,3-trichlorobenzene	88.0	70-130	ok	95.7	70-130	ok	8.44	<25	ok	

Surrogate:	Recovery (%)	Acceptance Limits	Surrogate:	Recovery (%)	Acceptance Limits	Verdict	Surrogate:	Recovery (%)	Acceptance Limits	Verdict	RPD	Acceptance Limits	Verdict
DIBROMOFLUOROMETHANE	100	70-130	DIBROMOFLUOROMETHANE	104	70-130	ok	103	70-130	ok	0.82	<25	ok	
1,2-DICHLOROETHANE-D4	95.8	70-130	1,2-DICHLOROETHANE-D4	99.7	70-130	ok	98.3	70-130	ok	1.47	<25	ok	
TOLUENE-D8	105	70-130	TOLUENE-D8	107	70-130	ok	108	70-130	ok	0.80	<25	ok	
4-BROMOFLUOROBENZENE	96.4	70-130	4-BROMOFLUOROBENZENE	102	70-130	ok	103	70-130	ok	0.62	<25	ok	
1,2-DICHLOROETHANE-D4	99.9	70-130	1,2-DICHLOROETHANE-D4	101	70-130	ok	101	70-130	ok	0.12	<25	ok	

