

ESS Laboratory

Division of Thielsch Engineering, Inc.


CERTIFICATE OF ANALYSIS

PROJECT NARRATIVE

Chris Ricardi
MACTEC Engineering & Consulting, Inc.
511 Congress Street
Portland, ME 04101

RE: Providence Gorham Site
ESS Laboratory Work Order Number: 0607134

This signed Certificate of Analysis is our approved release of your analytical results. Beginning with this Project Narrative, the entire report has been paginated. The ESS Laboratory Certifications sheet is the final report page. This report should not be copied except in full without the approval of the laboratory. Samples will be disposed of thirty days after the final report has been mailed. If you have any questions or concerns, please feel free to call our Customer Service Department.



Laurel Stoddard
Laboratory Director

Date: August 04, 2006

Sample Receipt

9 Soil samples were received on July 12, 2006 for the analyses specified on the enclosed Chain of Custody Record.

Analytical Summary

The project as described above has been analyzed in accordance with the ESS Quality Assurance Plan. This plan utilizes the following methodologies: US EPA SW-846, US EPA Methods for Chemical Analysis of Water and Wastes per 40 CFR Part 136, APHA Standard Methods for the Examination of Water and Wastewater, American Society for Testing and Materials (ASTM), and other recognized methodologies. The analyses with these noted observations are in conformance to the Quality Assurance Plan. In chromatographic analysis, manual integration may be used instead of automated integration because it produces more accurate results.

ESS Laboratory certifies that the test results meet the requirements of NELAC, except where noted within this project narrative.

Metals Analysis

ESS Laboratory utilized the established linear dynamic range to determine acceptable analytical results.

Blank Spike was outside of the recommended range for Thallium. This analyte exceeds the upper control limit, however, samples were non detect for this analyte.

The Relative Percent Difference for the Blank Spike/Blank Spike Duplicate was outside of the recommended range for Thallium.

The batch duplicate was outside of the recommended range for Lead and Silver due to matrix interferences.

The batch Matrix Spike was outside of the recommended range for Antimony, Barium, Copper, Lead, Nickel, Silver and Zinc. These analytes were below the lower control limit.

The batch Matrix Spike/Matrix Spike Duplicate was outside of the recommended range for Mercury due to matrix interferences. This analyte exceeds the upper control limit.

Semivolatile Organics Analysis

Internal standard recovery was outside of the recommended ranges for samples 0607134-06 and 0607134-08 due to matrix interferences.

No other observations noted.

End of Project Narrative.

mdp

Metals Data Package

Metals Sample Data

ESS Laboratory

Division of Thielsch Engineering, Inc.

CERTIFICATE OF ANALYSIS

Client Name: MACTEC Engineering & Consulting, Inc.
Client Project ID: Providence Gorham Site
Client Sample ID: SS-SI26
Date Sampled: 07/12/06 13:00
Percent Solids: 19

ESS Laboratory Work Order: 0607134
ESS Laboratory Sample ID: 0607134-01
Sample Matrix: Soil

3050B/6000/7000 Total Metals

<u>Analyte</u>	<u>Results</u>	<u>Units</u>	<u>MRL</u>	<u>Method</u>	<u>DF</u>	<u>Analyst</u>	<u>Analyzed</u>	<u>I/V</u>	<u>F/V</u>
Antimony	ND	mg/kg dry	28.9	6010B	1	JP	07/13/06	1.82	100
Arsenic	ND	mg/kg dry	7.2	7060A	5	JP	07/15/06	1.82	100
Barium	355	mg/kg dry	14.4	6010B	1	JP	07/13/06	1.82	100
Beryllium	0.37	mg/kg dry	0.29	6010B	1	JP	07/13/06	1.82	100
Cadmium	ND	mg/kg dry	2.89	6010B	1	JP	07/13/06	1.82	100
Chromium	349	mg/kg dry	5.8	6010B	1	JP	07/13/06	1.82	100
Copper	2320	mg/kg dry	5.8	6010B	1	SVD	07/15/06	1.82	100
Lead	1740	mg/kg dry	28.9	6010B	1	JP	07/13/06	1.82	100
Mercury	1.20	mg/kg dry	0.172	7471A	1	EEM	07/14/06	0.61	40
Nickel	61.1	mg/kg dry	14.4	6010B	1	JP	07/13/06	1.82	100
Selenium	ND	mg/kg dry	28.9	6010B	1	JP	07/13/06	1.82	100
Silver	102	mg/kg dry	2.89	6010B	1	JP	07/13/06	1.82	100
Thallium	ND	mg/kg dry	7.2	7841	5	JP	07/18/06	1.82	100
Zinc	492	mg/kg dry	14.4	6010B	1	JP	07/13/06	1.82	100

ESS Laboratory

Division of Thielsch Engineering, Inc.

CERTIFICATE OF ANALYSIS

Client Name: MACTEC Engineering & Consulting, Inc.
Client Project ID: Providence Gorham Site
Client Sample ID: SS-SI27
Date Sampled: 07/12/06 13:15
Percent Solids: 82

ESS Laboratory Work Order: 0607134
ESS Laboratory Sample ID: 0607134-02
Sample Matrix: Soil

3050B/6000/7000 Total Metals

<u>Analyte</u>	<u>Results</u>	<u>Units</u>	<u>MRL</u>	<u>Method</u>	<u>DF</u>	<u>Analyst</u>	<u>Analyzed</u>	<u>I/V</u>	<u>F/V</u>
Antimony	ND	mg/kg dry	6.8	6010B	1	JP	07/13/06	1.8	100
Arsenic	2.7	mg/kg dry	1.7	7060A	5	JP	07/15/06	1.8	100
Barium	103	mg/kg dry	3.4	6010B	1	JP	07/13/06	1.8	100
Beryllium	0.22	mg/kg dry	0.07	6010B	1	JP	07/13/06	1.8	100
Cadmium	ND	mg/kg dry	0.68	6010B	1	JP	07/13/06	1.8	100
Chromium	10.8	mg/kg dry	1.4	6010B	1	JP	07/13/06	1.8	100
Copper	132	mg/kg dry	1.4	6010B	1	SVD	07/15/06	1.8	100
Lead	55.6	mg/kg dry	6.8	6010B	1	JP	07/13/06	1.8	100
Mercury	ND	mg/kg dry	0.037	7471A	1	EEM	07/14/06	0.66	40
Nickel	5.4	mg/kg dry	3.4	6010B	1	JP	07/13/06	1.8	100
Selenium	ND	mg/kg dry	6.8	6010B	1	JP	07/13/06	1.8	100
Silver	5.78	mg/kg dry	0.68	6010B	1	JP	07/13/06	1.8	100
Thallium	ND	mg/kg dry	1.7	7841	5	JP	07/18/06	1.8	100
Zinc	72.8	mg/kg dry	3.4	6010B	1	JP	07/13/06	1.8	100

ESS Laboratory

Division of Thielsch Engineering, Inc.

CERTIFICATE OF ANALYSIS

Client Name: MACTEC Engineering & Consulting, Inc.
Client Project ID: Providence Gorham Site
Client Sample ID: SS-SI28
Date Sampled: 07/12/06 13:30
Percent Solids: 84

ESS Laboratory Work Order: 0607134
ESS Laboratory Sample ID: 0607134-03
Sample Matrix: Soil

3050B/6000/7000 Total Metals

<u>Analyte</u>	<u>Results</u>	<u>Units</u>	<u>MRL</u>	<u>Method</u>	<u>DF</u>	<u>Analyst</u>	<u>Analyzed</u>	<u>I/V</u>	<u>F/V</u>
Antimony	ND	mg/kg dry	6.8	6010B	1	JP	07/13/06	1.75	100
Arsenic	3.1	mg/kg dry	1.7	7060A	5	JP	07/15/06	1.75	100
Barium	203	mg/kg dry	3.4	6010B	1	JP	07/13/06	1.75	100
Beryllium	0.23	mg/kg dry	0.07	6010B	1	JP	07/13/06	1.75	100
Cadmium	1.83	mg/kg dry	0.68	6010B	1	JP	07/13/06	1.75	100
Chromium	167	mg/kg dry	1.4	6010B	1	JP	07/13/06	1.75	100
Copper	E 3550	mg/kg dry	1.4	6010B	1	JP	07/13/06	1.75	100
Lead	473	mg/kg dry	6.8	6010B	1	JP	07/13/06	1.75	100
Mercury	E 0.966	mg/kg dry	0.038	7471A	1	EEM	07/14/06	0.62	40
Nickel	42.7	mg/kg dry	3.4	6010B	1	JP	07/13/06	1.75	100
Selenium	ND	mg/kg dry	6.8	6010B	1	JP	07/13/06	1.75	100
Silver	133	mg/kg dry	0.68	6010B	1	JP	07/13/06	1.75	100
Thallium	ND	mg/kg dry	1.7	7841	5	JP	07/18/06	1.75	100
Zinc	E 1620	mg/kg dry	3.4	6010B	1	JP	07/13/06	1.75	100

REVISED

AUG 03 2006

ESS Laboratory

Division of Thielsch Engineering, Inc.

CERTIFICATE OF ANALYSIS

Client Name: MACTEC Engineering & Consulting, Inc.
Client Project ID: Providence Gorham Site
Client Sample ID: SS-SI28
Date Sampled: 07/12/06 13:30
Percent Solids: 84

ESS Laboratory Work Order: 0607134
ESS Laboratory Sample ID: 0607134-03RE1
Sample Matrix: Soil

3050B/6000/7000 Total Metals

<u>Analyte</u>	<u>Results</u>	<u>Units</u>	<u>MRL</u>	<u>Method</u>	<u>DF</u>	<u>Analyst</u>	<u>Analyzed</u>	<u>I/V</u>	<u>F/V</u>
Copper	3670	mg/kg dry	6.8	6010B	5	JP	07/13/06	1.75	100
Mercury	0.916	mg/kg dry	0.077	7471A	2	EEM	07/14/06	0.62	40
Zinc	1860	mg/kg dry	17.0	6010B	5	JP	07/13/06	1.75	100

REVISED

AUG 03 2006

ESS Laboratory

Division of Thielsch Engineering, Inc.

CERTIFICATE OF ANALYSIS

Client Name: MACTEC Engineering & Consulting, Inc.
Client Project ID: Providence Gorham Site
Client Sample ID: SS-SI29
Date Sampled: 07/12/06 13:45
Percent Solids: 88

ESS Laboratory Work Order: 0607134
ESS Laboratory Sample ID: 0607134-04
Sample Matrix: Soil

3050B/6000/7000 Total Metals

<u>Analyte</u>	<u>Results</u>	<u>Units</u>	<u>MRL</u>	<u>Method</u>	<u>DF</u>	<u>Analyst</u>	<u>Analyzed</u>	<u>I/V</u>	<u>F/V</u>
Antimony	ND	mg/kg dry	6.2	6010B	1	JP	07/13/06	1.84	100
Arsenic	1.6	mg/kg dry	1.5	7060A	5	JP	07/15/06	1.84	100
Barium	16.1	mg/kg dry	3.1	6010B	1	JP	07/13/06	1.84	100
Beryllium	0.14	mg/kg dry	0.06	6010B	1	JP	07/13/06	1.84	100
Cadmium	ND	mg/kg dry	0.62	6010B	1	JP	07/13/06	1.84	100
Chromium	12.5	mg/kg dry	1.2	6010B	1	JP	07/13/06	1.84	100
Copper	121	mg/kg dry	1.2	6010B	1	SVD	07/15/06	1.84	100
Lead	57.0	mg/kg dry	6.2	6010B	1	JP	07/13/06	1.84	100
Mercury	0.337	mg/kg dry	0.034	7471A	1	EEM	07/14/06	0.66	40
Nickel	5.0	mg/kg dry	3.1	6010B	1	JP	07/13/06	1.84	100
Selenium	ND	mg/kg dry	6.2	6010B	1	JP	07/13/06	1.84	100
Silver	4.00	mg/kg dry	0.62	6010B	1	JP	07/13/06	1.84	100
Thallium	ND	mg/kg dry	1.5	7841	5	JP	07/18/06	1.84	100
Zinc	131	mg/kg dry	3.1	6010B	1	JP	07/13/06	1.84	100

ESS Laboratory

Division of Thielsch Engineering, Inc.

CERTIFICATE OF ANALYSIS

Client Name: MACTEC Engineering & Consulting, Inc.
Client Project ID: Providence Gorham Site
Client Sample ID: SS-SI30
Date Sampled: 07/12/06 14:00
Percent Solids: 91

ESS Laboratory Work Order: 0607134
ESS Laboratory Sample ID: 0607134-05
Sample Matrix: Soil

3050B/6000/7000 Total Metals

<u>Analyte</u>	<u>Results</u>	<u>Units</u>	<u>MRL</u>	<u>Method</u>	<u>DF</u>	<u>Analyst</u>	<u>Analyzed</u>	<u>I/V</u>	<u>F/V</u>
Antimony	7.5	mg/kg dry	6.2	6010B	1	JP	07/13/06	1.78	100
Arsenic	7.2	mg/kg dry	1.5	7060A	5	JP	07/15/06	1.78	100
Barium	574	mg/kg dry	3.1	6010B	1	JP	07/13/06	1.78	100
Beryllium	0.23	mg/kg dry	0.06	6010B	1	JP	07/13/06	1.78	100
Cadmium	4.53	mg/kg dry	0.62	6010B	1	JP	07/13/06	1.78	100
Chromium	127	mg/kg dry	1.2	6010B	1	JP	07/13/06	1.78	100
Copper	E 11500	mg/kg dry	1.2	6010B	1	JP	07/13/06	1.78	100
Lead	1080	mg/kg dry	6.2	6010B	1	JP	07/13/06	1.78	100
Mercury	0.430	mg/kg dry	0.034	7471A	1	EEM	07/14/06	0.65	40
Nickel	97.1	mg/kg dry	3.1	6010B	1	JP	07/13/06	1.78	100
Selenium	ND	mg/kg dry	6.2	6010B	1	JP	07/13/06	1.78	100
Silver	84.2	mg/kg dry	0.62	6010B	1	JP	07/13/06	1.78	100
Thallium	ND	mg/kg dry	1.5	7841	5	JP	07/18/06	1.78	100
Zinc	E 3350	mg/kg dry	3.1	6010B	1	JP	07/13/06	1.78	100

REVISED

AUG 03 2006

ESS Laboratory

Division of Thielsch Engineering, Inc.

CERTIFICATE OF ANALYSIS

Client Name: MACTEC Engineering & Consulting, Inc.
Client Project ID: Providence Gorham Site
Client Sample ID: SS-SI30
Date Sampled: 07/12/06 14:00
Percent Solids: 91

ESS Laboratory Work Order: 0607134
ESS Laboratory Sample ID: 0607134-05RE1
Sample Matrix: Soil

3050B/6000/7000 Total Metals

<u>Analyte</u>	<u>Results</u>	<u>Units</u>	<u>MRL</u>	<u>Method</u>	<u>DF</u>	<u>Analyst</u>	<u>Analyzed</u>	<u>I/V</u>	<u>F/V</u>
Copper	12400	mg/kg dry	12.3	6010B	10	JP	07/13/06	1.78	100
Zinc	4900	mg/kg dry	30.8	6010B	10	JP	07/13/06	1.78	100

REVISED

AUG 03 2006

ESS Laboratory

Division of Thielsch Engineering, Inc.

CERTIFICATE OF ANALYSIS

Client Name: MACTEC Engineering & Consulting, Inc.
Client Project ID: Providence Gorham Site
Client Sample ID: SS-SI31
Date Sampled: 07/12/06 14:15
Percent Solids: 74

ESS Laboratory Work Order: 0607134
ESS Laboratory Sample ID: 0607134-06
Sample Matrix: Soil

3050B/6000/7000 Total Metals

<u>Analyte</u>	<u>Results</u>	<u>Units</u>	<u>MRL</u>	<u>Method</u>	<u>DF</u>	<u>Analyst</u>	<u>Analyzed</u>	<u>I/V</u>	<u>F/V</u>
Antimony	7.6	mg/kg dry	7.3	6010B	1	JP	07/13/06	1.84	100
Arsenic	5.9	mg/kg dry	1.8	7060A	5	JP	07/15/06	1.84	100
Barium	229	mg/kg dry	3.7	6010B	1	JP	07/13/06	1.84	100
Beryllium	0.44	mg/kg dry	0.07	6010B	1	JP	07/13/06	1.84	100
Cadmium	3.53	mg/kg dry	0.73	6010B	1	JP	07/13/06	1.84	100
Chromium	162	mg/kg dry	1.5	6010B	1	JP	07/13/06	1.84	100
Copper	E 9680	mg/kg dry	1.5	6010B	1	JP	07/13/06	1.84	100
Lead	1440	mg/kg dry	7.3	6010B	1	JP	07/13/06	1.84	100
Mercury	E 1.05	mg/kg dry	0.040	7471A	1	EEM	07/14/06	0.67	40
Nickel	85.7	mg/kg dry	3.7	6010B	1	JP	07/13/06	1.84	100
Selenium	ND	mg/kg dry	7.3	6010B	1	JP	07/13/06	1.84	100
Silver	120	mg/kg dry	0.73	6010B	1	JP	07/13/06	1.84	100
Thallium	ND	mg/kg dry	1.8	7841	5	JP	07/18/06	1.84	100
Zinc	E 2520	mg/kg dry	3.7	6010B	1	JP	07/13/06	1.84	100

REVISED

AUG 03 2006

ESS Laboratory

Division of Thielsch Engineering, Inc.

CERTIFICATE OF ANALYSIS

Client Name: MACTEC Engineering & Consulting, Inc.
Client Project ID: Providence Gorham Site
Client Sample ID: SS-SI31
Date Sampled: 07/12/06 14:15
Percent Solids: 74

ESS Laboratory Work Order: 0607134
ESS Laboratory Sample ID: 0607134-06RE1
Sample Matrix: Soil

3050B/6000/7000 Total Metals

<u>Analyte</u>	<u>Results</u>	<u>Units</u>	<u>MRL</u>	<u>Method</u>	<u>DF</u>	<u>Analyst</u>	<u>Analyzed</u>	<u>I/V</u>	<u>F/V</u>
Copper	10800	mg/kg dry	14.7	6010B	10	JP	07/13/06	1.84	100
Mercury	1.06	mg/kg dry	0.081	7471A	2	EEM	07/14/06	0.67	40
Zinc	3290	mg/kg dry	36.7	6010B	10	JP	07/13/06	1.84	100

REVISED

AUG 03 2006

ESS Laboratory

Division of Thielsch Engineering, Inc.

CERTIFICATE OF ANALYSIS

Client Name: MACTEC Engineering & Consulting, Inc.
Client Project ID: Providence Gorham Site
Client Sample ID: SS-SI32
Date Sampled: 07/12/06 14:30
Percent Solids: 85

ESS Laboratory Work Order: 0607134
ESS Laboratory Sample ID: 0607134-07
Sample Matrix: Soil

3050B/6000/7000 Total Metals

<u>Analyte</u>	<u>Results</u>	<u>Units</u>	<u>MRL</u>	<u>Method</u>	<u>DF</u>	<u>Analyst</u>	<u>Analyzed</u>	<u>I/V</u>	<u>F/V</u>
Antimony	ND	mg/kg dry	6.5	6010B	1	JP	07/13/06	1.81	100
Arsenic	3.6	mg/kg dry	1.6	7060A	5	JP	07/15/06	1.81	100
Barium	40.6	mg/kg dry	3.2	6010B	1	JP	07/13/06	1.81	100
Beryllium	0.25	mg/kg dry	0.07	6010B	1	JP	07/13/06	1.81	100
Cadmium	1.07	mg/kg dry	0.65	6010B	1	JP	07/13/06	1.81	100
Chromium	26.6	mg/kg dry	1.3	6010B	1	JP	07/13/06	1.81	100
Copper	596	mg/kg dry	1.3	6010B	1	SVD	07/15/06	1.81	100
Lead	320	mg/kg dry	6.5	6010B	1	JP	07/13/06	1.81	100
Mercury	0.200	mg/kg dry	0.035	7471A	1	EEM	07/14/06	0.67	40
Nickel	21.9	mg/kg dry	3.2	6010B	1	JP	07/13/06	1.81	100
Selenium	ND	mg/kg dry	6.5	6010B	1	JP	07/13/06	1.81	100
Silver	44.8	mg/kg dry	0.65	6010B	1	JP	07/13/06	1.81	100
Thallium	ND	mg/kg dry	1.6	7841	5	JP	07/18/06	1.81	100
Zinc	438	mg/kg dry	3.2	6010B	1	JP	07/13/06	1.81	100

ESS Laboratory

Division of Thielsch Engineering, Inc.

CERTIFICATE OF ANALYSIS

Client Name: MACTEC Engineering & Consulting, Inc.
Client Project ID: Providence Gorham Site
Client Sample ID: SS-SI33 S100
Date Sampled: 07/12/06 14:45
Percent Solids: 84

ESS Laboratory Work Order: 0607134
ESS Laboratory Sample ID: 0607134-08
Sample Matrix: Soil

3050B/6000/7000 Total Metals

<u>Analyte</u>	<u>Results</u>	<u>Units</u>	<u>MRL</u>	<u>Method</u>	<u>DF</u>	<u>Analyst</u>	<u>Analyzed</u>	<u>I/V</u>	<u>F/V</u>
Antimony	ND	mg/kg dry	6.8	6010B	1	JP	07/13/06	1.76	100
Arsenic	5.7	mg/kg dry	1.7	7060A	5	JP	07/15/06	1.76	100
Barium	81.1	mg/kg dry	3.4	6010B	1	JP	07/13/06	1.76	100
Beryllium	0.25	mg/kg dry	0.07	6010B	1	JP	07/13/06	1.76	100
Cadmium	3.00	mg/kg dry	0.68	6010B	1	JP	07/13/06	1.76	100
Chromium	14.1	mg/kg dry	1.3	6010B	1	JP	07/13/06	1.76	100
Copper	321	mg/kg dry	1.3	6010B	1	SVD	07/15/06	1.76	100
Lead	698	mg/kg dry	6.8	6010B	1	JP	07/13/06	1.76	100
Mercury	E 1.16	mg/kg dry	0.038	7471A	1	EEM	07/14/06	0.62	40
Nickel	22.5	mg/kg dry	3.4	6010B	1	JP	07/13/06	1.76	100
Selenium	ND	mg/kg dry	6.8	6010B	1	JP	07/13/06	1.76	100
Silver	E 173	mg/kg dry	0.68	6010B	1	JP	07/13/06	1.76	100
Thallium	ND	mg/kg dry	1.7	7841	5	JP	07/18/06	1.76	100
Zinc	538	mg/kg dry	3.4	6010B	1	JP	07/13/06	1.76	100

REVISED

AUG 03 2006

ESS Laboratory

Division of Thielsch Engineering, Inc.

CERTIFICATE OF ANALYSIS

Client Name: MACTEC Engineering & Consulting, Inc.
Client Project ID: Providence Gorham Site
Client Sample ID: SS-SI33 S100
Date Sampled: 07/12/06 14:45
Percent Solids: 84

ESS Laboratory Work Order: 0607134
ESS Laboratory Sample ID: 0607134-08RE1
Sample Matrix: Soil

3050B/6000/7000 Total Metals

<u>Analyte</u>	<u>Results</u>	<u>Units</u>	<u>MRL</u>	<u>Method</u>	<u>DF</u>	<u>Analyst</u>	<u>Analyzed</u>	<u>I/V</u>	<u>F/V</u>
Mercury	1.03	mg/kg dry	0.192	7471A	5	EEM	07/14/06	0.62	40
Silver	120	mg/kg dry	3.38	6010B	5	JP	07/15/06	1.76	100

REVISED

AUG 03 2006

ESS Laboratory

Division of Thielsch Engineering, Inc.

CERTIFICATE OF ANALYSIS

Client Name: MACTEC Engineering & Consulting, Inc.
Client Project ID: Providence Gorham Site
Client Sample ID: SS-SI33 S105
Date Sampled: 07/12/06 14:45
Percent Solids: 89

ESS Laboratory Work Order: 0607134
ESS Laboratory Sample ID: 0607134-09
Sample Matrix: Soil

3050B/6000/7000 Total Metals

<u>Analyte</u>	<u>Results</u>	<u>Units</u>	<u>MRL</u>	<u>Method</u>	<u>DF</u>	<u>Analyst</u>	<u>Analyzed</u>	<u>I/V</u>	<u>F/V</u>
Antimony	ND	mg/kg dry	6.0	6010B	1	JP	07/13/06	1.87	100
Arsenic	3.5	mg/kg dry	1.5	7060A	5	JP	07/15/06	1.87	100
Barium	29.7	mg/kg dry	3.0	6010B	1	JP	07/13/06	1.87	100
Beryllium	0.21	mg/kg dry	0.06	6010B	1	JP	07/13/06	1.87	100
Cadmium	1.07	mg/kg dry	0.60	6010B	1	JP	07/13/06	1.87	100
Chromium	13.6	mg/kg dry	1.2	6010B	1	JP	07/13/06	1.87	100
Copper	143	mg/kg dry	1.2	6010B	1	SVD	07/15/06	1.87	100
Lead	486	mg/kg dry	6.0	6010B	1	JP	07/13/06	1.87	100
Mercury	0.085	mg/kg dry	0.036	7471A	1	EEM	07/14/06	0.63	40
Nickel	14.7	mg/kg dry	3.0	6010B	1	JP	07/13/06	1.87	100
Selenium	ND	mg/kg dry	6.0	6010B	1	JP	07/13/06	1.87	100
Silver	20.1	mg/kg dry	0.60	6010B	1	JP	07/13/06	1.87	100
Thallium	ND	mg/kg dry	1.5	7841	5	JP	07/18/06	1.87	100
Zinc	190	mg/kg dry	3.0	6010B	1	JP	07/13/06	1.87	100

Metals Quality Control Data

ESS Laboratory

Division of Thielsch Engineering, Inc.

CERTIFICATE OF ANALYSIS

Client Name: MACTEC Engineering & Consulting, Inc.

Client Project ID: Providence Gorham Site

ESS Laboratory Work Order: 0607134

Quality Control Data

Analyte	Result	MRL	Units	Spike Level	Source Result	%REC	%REC Limits	RPD	RPD Limit	Qualifier
---------	--------	-----	-------	-------------	---------------	------	-------------	-----	-----------	-----------

3050B/6000/7000 Total Metals

Batch BG61320 - 3050B

Blank

Antimony	ND	6.7	mg/kg wet
Arsenic	ND	0.3	mg/kg wet
Barium	ND	3.3	mg/kg wet
Beryllium	ND	0.07	mg/kg wet
Cadmium	ND	0.67	mg/kg wet
Chromium	ND	1.3	mg/kg wet
Copper	ND	1.3	mg/kg wet
Lead	ND	6.7	mg/kg wet
Nickel	ND	3.3	mg/kg wet
Selenium	ND	6.7	mg/kg wet
Silver	ND	0.67	mg/kg wet
Thallium	ND	0.3	mg/kg wet
Zinc	ND	3.3	mg/kg wet

LCS

Antimony	31.1	6.7	mg/kg wet	33.3	93	80-120
Arsenic	31.2	6.7	mg/kg wet	33.3	94	80-120
Barium	32.5	3.3	mg/kg wet	33.3	98	80-120
Beryllium	3.25	0.07	mg/kg wet	3.33	98	80-120
Cadmium	15.9	0.67	mg/kg wet	16.7	95	80-120
Chromium	33.6	1.3	mg/kg wet	33.3	101	80-120
Copper	33.9	1.3	mg/kg wet	33.3	102	80-120
Lead	32.7	6.7	mg/kg wet	33.3	98	80-120
Nickel	32.9	3.3	mg/kg wet	33.3	99	80-120
Selenium	60.3	6.7	mg/kg wet	66.7	90	80-120
Silver	16.1	0.67	mg/kg wet	16.7	96	80-120
Thallium	40.7	20.0	mg/kg wet	33.3	122	80-120
Zinc	31.7	3.3	mg/kg wet	33.3	95	80-120

LCS Dup

Antimony	31.3	6.7	mg/kg wet	33.3	94	80-120	0.6	20
Arsenic	31.3	6.7	mg/kg wet	33.3	94	80-120	0.3	20
Barium	32.9	3.3	mg/kg wet	33.3	99	80-120	1	20
Beryllium	3.30	0.07	mg/kg wet	3.33	99	80-120	2	20
Cadmium	16.0	0.67	mg/kg wet	16.7	96	80-120	0.6	20
Chromium	33.8	1.3	mg/kg wet	33.3	102	80-120	0.6	20
Copper	34.3	1.3	mg/kg wet	33.3	103	80-120	1	20
Lead	33.0	6.7	mg/kg wet	33.3	99	80-120	0.9	20
Nickel	33.3	3.3	mg/kg wet	33.3	100	80-120	1	20
Selenium	61.2	6.7	mg/kg wet	66.7	92	80-120	1	20
Silver	16.3	0.67	mg/kg wet	16.7	98	80-120	1	20
Thallium	31.8	6.7	mg/kg wet	33.3	95	80-120	25	20
Zinc	31.9	3.3	mg/kg wet	33.3	96	80-120	0.6	20

Duplicate

Source: 0607134-09

Antimony	ND	6.4	mg/kg dry	ND				35
Arsenic	3.6	1.6	mg/kg dry	3.5			3	35
Barium	22.2	3.2	mg/kg dry	29.7			29	35

ESS Laboratory

Division of Thielsch Engineering, Inc.

CERTIFICATE OF ANALYSIS

Client Name: MACTEC Engineering & Consulting, Inc.
Client Project ID: Providence Gorham Site

ESS Laboratory Work Order: 0607134

Quality Control Data

Analyte	Result	MRL	Units	Spike Level	Source Result	%REC	%REC Limits	RPD	RPD Limit	Qualifier
3050B/6000/7000 Total Metals										
Batch BG61320 - 3050B										
Beryllium	0.164	0.06	mg/kg dry		0.21			25	35	
Cadmium	1.12	0.64	mg/kg dry		1.07			5	35	
Chromium	16.0	1.3	mg/kg dry		13.6			16	35	
Copper	142	1.3	mg/kg dry		143			0.7	35	
Lead	295	6.4	mg/kg dry		486			49	35	+
Nickel	12.0	3.2	mg/kg dry		14.7			20	35	
Selenium	ND	6.4	mg/kg dry		ND				35	
Silver	29.2	0.64	mg/kg dry		20.1			37	35	+
Thallium	ND	1.6	mg/kg dry		ND				35	
Zinc	196	3.2	mg/kg dry		190			3	35	
Matrix Spike Source: 0607134-09										
Antimony	20.3	6.3	mg/kg dry	31.6	ND	64	75-125			+
Arsenic	31.5	6.3	mg/kg dry	31.6	3.5	89	75-125			
Barium	51.2	3.2	mg/kg dry	31.6	29.7	68	75-125			+
Beryllium	2.90	0.06	mg/kg dry	3.16	0.21	85	75-125			
Cadmium	14.1	0.63	mg/kg dry	15.8	1.07	82	75-125			
Chromium	40.4	1.3	mg/kg dry	31.6	13.6	85	75-125			
Copper	149	1.3	mg/kg dry	31.6	143	19	75-125			+
Lead	336	6.3	mg/kg dry	31.6	486	NR	75-125			+
Nickel	38.1	3.2	mg/kg dry	31.6	14.7	74	75-125			+
Selenium	50.8	6.3	mg/kg dry	63.1	ND	81	75-125			
Silver	30.1	0.63	mg/kg dry	15.8	20.1	63	75-125			+
Thallium	30.9	6.3	mg/kg dry	31.6	ND	98	75-125			
Zinc	192	3.2	mg/kg dry	31.6	190	6	75-125			+
Reference										
Antimony	67.0	10.0	mg/kg wet	77.5		86	0-223.23			
Arsenic	75.6	25.0	mg/kg wet	80.9		93	79.73-120.27			
Barium	137	5.0	mg/kg wet	156		88	82.05-117.95			
Beryllium	132	0.10	mg/kg wet	143		92	81.82-118.18			
Cadmium	194	1.00	mg/kg wet	233		83	80.69-118.88			
Chromium	54.5	2.0	mg/kg wet	60.8		90	78.45-121.38			
Copper	123	2.0	mg/kg wet	131		94	82.44-117.56			
Lead	71.2	10.0	mg/kg wet	76.8		93	80.6-119.53			
Nickel	46.2	5.0	mg/kg wet	49.6		93	81.45-118.55			
Selenium	74.5	10.0	mg/kg wet	82.9		90	75.51-124.25			
Silver	76.9	1.00	mg/kg wet	80.0		96	61.25-138.75			
Thallium	178	74.9	mg/kg wet	158		113	75.32-124.68			
Zinc	99.3	5.0	mg/kg wet	116		86	78.02-121.55			
Batch BG61322 - 7471A										
Blank										
Mercury	ND	0.033	mg/kg wet							
LCS										
Mercury	0.228	0.033	mg/kg wet	0.200		114	80-120			
LCS Dup										
Mercury	0.189	0.033	mg/kg wet	0.200		94	80-120	19	20	

ESS Laboratory

Division of Thielsch Engineering, Inc.

CERTIFICATE OF ANALYSIS

Client Name: MACTEC Engineering & Consulting, Inc.

Client Project ID: Providence Gorham Site

ESS Laboratory Work Order: 0607134

Quality Control Data

Analyte	Result	MRL	Units	Spike Level	Source Result	%REC	%REC Limits	RPD	RPD Limit	Qualifier
---------	--------	-----	-------	-------------	---------------	------	-------------	-----	-----------	-----------

3050B/6000/7000 Total Metals

Batch BG61322 - 7471A

Duplicate		Source: 0607134-09								
Mercury	0.0924	0.036	mg/kg dry		0.085			8	35	
Matrix Spike		Source: 0607134-09								
Mercury	0.362	0.035	mg/kg dry	0.211	0.085	131	75-125			+
Matrix Spike Dup		Source: 0607134-09								
Mercury	0.330	0.037	mg/kg dry	0.221	0.085	111	75-125	9	35	
Reference										
Mercury	2.97	0.333	mg/kg wet	3.60		82	68.06-131.94			

8100M Total Petroleum Hydrocarbons

Batch BG61221 - 3541

Blank										
Total Petroleum Hydrocarbons	ND	37.5	mg/kg wet							
Surrogate: O-Terphenyl	3.74		mg/kg wet	5.00		75	40-140			
LCS										
Total Petroleum Hydrocarbons	641	37.5	mg/kg wet	1000		64	40-140			
Surrogate: O-Terphenyl	4.61		mg/kg wet	5.00		92	40-140			
LCS										
Total Petroleum Hydrocarbons	25.4	37.5	mg/kg wet	35.0		73	40-140			
Surrogate: O-Terphenyl	3.71		mg/kg wet	5.00		74	40-140			
LCS Dup										
Total Petroleum Hydrocarbons	651	37.5	mg/kg wet	1000		65	40-140	2	50	
Surrogate: O-Terphenyl	4.59		mg/kg wet	5.00		92	40-140			
LCS Dup										
Total Petroleum Hydrocarbons	24.7	37.5	mg/kg wet	35.0		71	40-140	3	50	
Surrogate: O-Terphenyl	3.54		mg/kg wet	5.00		71	40-140			

8270C Polynuclear Aromatic Hydrocarbons

Batch BG61307 - 3541

Blank										
1-Methylnaphthalene	ND	500	ug/Kg wet							
2-Methylnaphthalene	ND	500	ug/Kg wet							
Acenaphthene	ND	500	ug/Kg wet							
Acenaphthylene	ND	500	ug/Kg wet							
Anthracene	ND	500	ug/Kg wet							
Benzo(a)anthracene	ND	500	ug/Kg wet							
Benzo(a)pyrene	ND	500	ug/Kg wet							
Benzo(b)fluoranthene	ND	500	ug/Kg wet							
Benzo(g,h,i)perylene	ND	500	ug/Kg wet							
Benzo(k)fluoranthene	ND	500	ug/Kg wet							
Chrysene	ND	500	ug/Kg wet							

Metals Calibration Data

ANALYSIS SEQUENCE

BPG0314

Instrument: ICP2

Calibration ID: UNASSIGNED

Lab Number	Analysis	Container	Order	Position	STD ID	ISTD ID	Client
BPG0314-CAL1	QC		1		6G13074		
BPG0314-CAL2	QC		2		6G13002		
BPG0314-CAL3	QC		3		6G13003		
BPG0314-CAL4	QC		4		6G13004		
BPG0314-ICV1	QC		5		6G13003		
BPG0314-SCV1	QC		6		6G13007		
BPG0314-ICB1	QC		7				
BPG0314-CRL1	QC		8		6G13008		
BPG0314-CRL2	QC		9		6G13009		
BPG0314-CRL3	QC		10		6G13010		
BPG0314-IFA1	QC		11		6G05048		
BPG0314-CCB1	QC		12				
BPG0314-CCV1	QC		13		6G13003		
BPG0314-IFB1	QC		14		6G05049		
BG61320-BLK1	QC		15				
BG61320-BS1	QC		16				
BG61320-BSD1	QC		17				
BG61320-SRM1	QC		18				
BG61320-DUP1	QC		19				
BG61320-MS1	QC		20				
BG61320-PS1	QC		21				
0607134-01	Ba: ppm Barium 6010	A	22				MACTEC Engineering & Consulting, Inc
0607134-01	Sb: ppm Antimony 6010	A	23				MACTEC Engineering & Consulting, Inc
0607134-01	Be: ppm Beryllium 6010	A	24				MACTEC Engineering & Consulting, Inc
0607134-01	Cd: ppm Cadmium 6010	A	25				MACTEC Engineering & Consulting, Inc
0607134-01	Cr: ppm Chromium 6010	A	26				MACTEC Engineering & Consulting, Inc
0607134-01	Pb: ppm Lead 6010	A	27				MACTEC Engineering & Consulting, Inc
0607134-01	Ni: ppm Nickel 6010	A	28				MACTEC Engineering & Consulting, Inc
0607134-01	Se: ppm Selenium 6010	A	29				MACTEC Engineering & Consulting, Inc
0607134-01	Ag: ppm Silver 6010	A	30				MACTEC Engineering & Consulting, Inc
0607134-01	Zn: ppm Zinc 6010	A	31				MACTEC Engineering & Consulting, Inc
0607134-02	Sb: ppm Antimony 6010	A	32				MACTEC Engineering & Consulting, Inc
0607134-02	Be: ppm Beryllium 6010	A	33				MACTEC Engineering & Consulting, Inc

Samples Loaded By

Date

Data Processed By

Date

ANALYSIS SEQUENCE

BPG0314

Instrument: ICP2

Calibration ID: UNASSIGNED

Lab Number	Analysis	Container	Order	Position	STD ID	ISTD ID	Client
0607134-02	Cd: ppm Cadmium 6010	A	34				MACTEC Engineering & Consulting, In
0607134-02	Ba: ppm Barium 6010	A	35				MACTEC Engineering & Consulting, In
0607134-02	Cr: ppm Chromium 6010	A	36				MACTEC Engineering & Consulting, In
0607134-02	Pb: ppm Lead 6010	A	37				MACTEC Engineering & Consulting, In
0607134-02	Ni: ppm Nickel 6010	A	38				MACTEC Engineering & Consulting, In
0607134-02	Se: ppm Selenium 6010	A	39				MACTEC Engineering & Consulting, In
0607134-02	Ag: ppm Silver 6010	A	40				MACTEC Engineering & Consulting, In
0607134-02	Zn: ppm Zinc 6010	A	41				MACTEC Engineering & Consulting, In
BPG0314-CCB2	QC		42				
BPG0314-CCV2	QC		43		6G13003		
0607134-03	Sb: ppm Antimony 6010	A	44				MACTEC Engineering & Consulting, In
0607134-03	Be: ppm Beryllium 6010	A	45				MACTEC Engineering & Consulting, In
0607134-03	Cd: ppm Cadmium 6010	A	46				MACTEC Engineering & Consulting, In
0607134-03	Ba: ppm Barium 6010	A	47				MACTEC Engineering & Consulting, In
0607134-03	Cr: ppm Chromium 6010	A	48				MACTEC Engineering & Consulting, In
0607134-03	Cu: ppm Copper 6010	A	49				MACTEC Engineering & Consulting, In
0607134-03	Pb: ppm Lead 6010	A	50				MACTEC Engineering & Consulting, In
0607134-03	Ni: ppm Nickel 6010	A	51				MACTEC Engineering & Consulting, In
0607134-03	Se: ppm Selenium 6010	A	52				MACTEC Engineering & Consulting, In
0607134-03	Ag: ppm Silver 6010	A	53				MACTEC Engineering & Consulting, In
0607134-03	Zn: ppm Zinc 6010	A	54				MACTEC Engineering & Consulting, In
0607134-04	Sb: ppm Antimony 6010	A	55				MACTEC Engineering & Consulting, In
0607134-04	Be: ppm Beryllium 6010	A	56				MACTEC Engineering & Consulting, In
0607134-04	Cd: ppm Cadmium 6010	A	57				MACTEC Engineering & Consulting, In
0607134-04	Ba: ppm Barium 6010	A	58				MACTEC Engineering & Consulting, In
0607134-04	Cr: ppm Chromium 6010	A	59				MACTEC Engineering & Consulting, In
0607134-04	Pb: ppm Lead 6010	A	60				MACTEC Engineering & Consulting, In
0607134-04	Ni: ppm Nickel 6010	A	61				MACTEC Engineering & Consulting, In
0607134-04	Se: ppm Selenium 6010	A	62				MACTEC Engineering & Consulting, In
0607134-04	Ag: ppm Silver 6010	A	63				MACTEC Engineering & Consulting, In
0607134-04	Zn: ppm Zinc 6010	A	64				MACTEC Engineering & Consulting, In
0607134-05	Ag: ppm Silver 6010	A	65				MACTEC Engineering & Consulting, In
0607134-05	Zn: ppm Zinc 6010	A	66				MACTEC Engineering & Consulting, In

Samples Loaded By

Date

Data Processed By

Date

ANALYSIS SEQUENCE

BPG0314

Instrument: ICP2

Calibration ID: UNASSIGNED

Lab Number	Analysis	Container	Order	Position	STD ID	ISTD ID	Client
0607134-05	Sb: ppm Antimony 6010	A	67				MACTEC Engineering & Consulting, Inc
0607134-05	Be: ppm Beryllium 6010	A	68				MACTEC Engineering & Consulting, Inc
0607134-05	Cd: ppm Cadmium 6010	A	69				MACTEC Engineering & Consulting, Inc
0607134-05	Ba: ppm Barium 6010	A	70				MACTEC Engineering & Consulting, Inc
0607134-05	Cr: ppm Chromium 6010	A	71				MACTEC Engineering & Consulting, Inc
0607134-05	Cu: ppm Copper 6010	A	72				MACTEC Engineering & Consulting, Inc
0607134-05	Pb: ppm Lead 6010	A	73				MACTEC Engineering & Consulting, Inc
0607134-05	Ni: ppm Nickel 6010	A	74				MACTEC Engineering & Consulting, Inc
0607134-05	Se: ppm Selenium 6010	A	75				MACTEC Engineering & Consulting, Inc
0607134-06	Sb: ppm Antimony 6010	A	76				MACTEC Engineering & Consulting, Inc
0607134-06	Be: ppm Beryllium 6010	A	77				MACTEC Engineering & Consulting, Inc
0607134-06	Cd: ppm Cadmium 6010	A	78				MACTEC Engineering & Consulting, Inc
0607134-06	Ba: ppm Barium 6010	A	79				MACTEC Engineering & Consulting, Inc
0607134-06	Cr: ppm Chromium 6010	A	80				MACTEC Engineering & Consulting, Inc
0607134-06	Cu: ppm Copper 6010	A	81				MACTEC Engineering & Consulting, Inc
0607134-06	Pb: ppm Lead 6010	A	82				MACTEC Engineering & Consulting, Inc
0607134-06	Ni: ppm Nickel 6010	A	83				MACTEC Engineering & Consulting, Inc
0607134-06	Se: ppm Selenium 6010	A	84				MACTEC Engineering & Consulting, Inc
0607134-06	Ag: ppm Silver 6010	A	85				MACTEC Engineering & Consulting, Inc
0607134-06	Zn: ppm Zinc 6010	A	86				MACTEC Engineering & Consulting, Inc
0607134-07	Sb: ppm Antimony 6010	A	87				MACTEC Engineering & Consulting, Inc
0607134-07	Be: ppm Beryllium 6010	A	88				MACTEC Engineering & Consulting, Inc
0607134-07	Cd: ppm Cadmium 6010	A	89				MACTEC Engineering & Consulting, Inc
0607134-07	Ba: ppm Barium 6010	A	90				MACTEC Engineering & Consulting, Inc
0607134-07	Cr: ppm Chromium 6010	A	91				MACTEC Engineering & Consulting, Inc
0607134-07	Pb: ppm Lead 6010	A	92				MACTEC Engineering & Consulting, Inc
0607134-07	Ni: ppm Nickel 6010	A	93				MACTEC Engineering & Consulting, Inc
0607134-07	Se: ppm Selenium 6010	A	94				MACTEC Engineering & Consulting, Inc
0607134-07	Ag: ppm Silver 6010	A	95				MACTEC Engineering & Consulting, Inc
0607134-07	Zn: ppm Zinc 6010	A	96				MACTEC Engineering & Consulting, Inc
0607134-08	Sb: ppm Antimony 6010	A	97				MACTEC Engineering & Consulting, Inc
0607134-08	Be: ppm Beryllium 6010	A	98				MACTEC Engineering & Consulting, Inc
0607134-08	Cd: ppm Cadmium 6010	A	99				MACTEC Engineering & Consulting, Inc

Samples Loaded By

Date

Data Processed By

Date

ANALYSIS SEQUENCE

BPG0314

Instrument: ICP2

Calibration ID: UNASSIGNED

Lab Number	Analysis	Container	Order	Position	STD ID	ISTD ID	Client
0607134-08	Ba: ppm Barium 6010	A	100				MACTEC Engineering & Consulting, Inc
0607134-08	Cr: ppm Chromium 6010	A	101				MACTEC Engineering & Consulting, Inc
0607134-08	Pb: ppm Lead 6010	A	102				MACTEC Engineering & Consulting, Inc
0607134-08	Ni: ppm Nickel 6010	A	103				MACTEC Engineering & Consulting, Inc
0607134-08	Se: ppm Selenium 6010	A	104				MACTEC Engineering & Consulting, Inc
0607134-08	Ag: ppm Silver 6010	A	105				MACTEC Engineering & Consulting, Inc
0607134-08	Zn: ppm Zinc 6010	A	106				MACTEC Engineering & Consulting, Inc
0607134-09	Sb: ppm Antimony 6010	A	107				MACTEC Engineering & Consulting, Inc
0607134-09	Be: ppm Beryllium 6010	A	108				MACTEC Engineering & Consulting, Inc
0607134-09	Cd: ppm Cadmium 6010	A	109				MACTEC Engineering & Consulting, Inc
0607134-09	Ba: ppm Barium 6010	A	110				MACTEC Engineering & Consulting, Inc
0607134-09	Cr: ppm Chromium 6010	A	111				MACTEC Engineering & Consulting, Inc
0607134-09	Pb: ppm Lead 6010	A	112				MACTEC Engineering & Consulting, Inc
0607134-09	Ni: ppm Nickel 6010	A	113				MACTEC Engineering & Consulting, Inc
0607134-09	Se: ppm Selenium 6010	A	114				MACTEC Engineering & Consulting, Inc
0607134-09	Ag: ppm Silver 6010	A	115				MACTEC Engineering & Consulting, Inc
0607134-09	Zn: ppm Zinc 6010	A	116				MACTEC Engineering & Consulting, Inc
BPG0314-SRD1	QC		117				
BPG0314-CCB3	QC		118				
BPG0314-CCV3	QC		119		6G13003		
BPG0314-IFA2	QC		120		6G05048		
BPG0314-IFB2	QC		121		6G05049		
BG61321-BLK1	QC		122				
BG61321-BS1	QC		123				
BG61321-BSD1	QC		124				
BG61321-SRMI	QC		125				

Samples Loaded By

Date

Data Processed By

Date

Method : everythingx

Seq.	Loc.	Sample ID
1	1	Calib Blank 1
2	2	Calib Std 1
3	3	Calib Std 2
4	4	Calib Std 3
5	3	STD2
6	5	ICV
7	1	ICCB
8	6	CR11
9	7	CR12
10	8	CR13
11	106	ICSA
12	105	ICSAB
13	3	CCV
14	1	ICCB
15	9	BG61320-BLK1
16	10	BG61320-BS1
17	11	BG61320-BSD1
18	12	BG61320-SRM1
19	13	0607134-01
20	14	0607134-02
21	15	0607134-03
22	16	0607134-04
23	17	0607134-05
24	18	0607134-06
25	3	CCV - Cu
26	1	ICCB
27	19	0604137-07
28	20	0604137-08
29	21	0604137-09
30	22	BG61320-DUP1
31	23	BG61320-MS1
32	24	BG61320-SD1
33	25	BG61320-PDS1
34	26	0607141-01
35	27	0607141-02
36	28	0607141-03
37	3	CCV
38	1	ICCB - Cu
39	29	0607141-04
40	30	BG61320-DUP2
41	31	BG61320-MS2
42	32	BG61320-SD2
43	33	BG61320-PDS2
44	34	BG61321-BLK1
45	35	BG61321-BS1
46	36	BG61321-BSD1
47	37	BG61321-SRM1
48	38	0607138-01
49	3	CCV - 2343026.3
50	1	ICCB
51	39	0607138-02
52	40	0607138-03
53	41	0607138-04
54	42	0607138-05
55	43	0607138-06
56	44	0607138-07

Ag 0.005
As 0.01
Be 0.01
Be 0.001
Cd 0.005
Cr 0.01
Cu 0.01
Ni 0.01
Pb 0.01
Sb 0.02
Se 0.02
Ti 0.1
Zn 0.01

should be 0607134
0604137-07 → 09
271141w

Analytical Sequence

Method : everythingx

Seq.	Loc.		Sample ID
57	45	✓	0607138-08
58	46	✓	0607138-09
59	47	✓	0607138-10
60	48	✓	BG61321-DUP1
61	3	CC	CCV 2327736.8
62	1	CC	ICCB
63	49	✓	BG61321-MS1
64	50	✓	BG61321-SD1
65	51	✓	BG61321-PDS1
66	52	✓	0607155-01
67	3	CC	CCV
68	1	CC	ICCB
69	106	CC	ICSA
70	105	CC	ICSAB
71	0	✓	WASH

=====
Analysis Begun

Start Time: 7/13/2006 2:53:25 PM

Plasma On Time: 7/13/2006 12:21:21 PM

Logged In Analyst: ICP2

Technique: ICP Continuous

Spectrometer Model: Optima 3100 XL, S/N 069N8031701 Autosampler Model: AS-90

Sample Information File: C:\pe\ICP2\Sample Information\071306XA.sif

Batch ID: 071306XA

Results Data Set: 071306xad

Results Library: Q:\Metals\Results\Icp2\Results\Results.mdb
=====

Sequence No.: 1

Autosampler Location: 1

Sample ID: Calib Blank 1

Date Collected: 7/13/2006 2:53:25 PM

Analyst:

Data Type: Original

Initial Sample Wt:

Initial Sample Vol:

Dilution:

Sample Prep Vol:
=====

Replicate Data: Calib Blank 1

Repl#	Analyte	Net Intensity	Corrected Intensity	Conc.	Calib. Units	Analysis Time
1	Y 360.073	2189336.8	2189336.8			14:54:57
1	Ag 328.068†	-370.4	-366.2	[0.00]	mg/L	14:55:02
1	Al 237.313†	-69.2	-68.4	[0.00]	mg/L	14:55:22
1	As 188.979†	-4.0	-4.0	[0.00]	mg/L	14:55:22
1	B 182.528†	-36.4	-36.0	[0.00]	mg/L	14:55:22
1	Ba 233.527†	-76.1	-75.2	[0.00]	mg/L	14:55:22
1	Be 313.107†	2421.8	2394.2	[0.00]	mg/L	14:54:57
1	Ca 315.886†	5485.9	5423.3	[0.00]	mg/L	14:55:02
1	Cd 228.802†	681.6	673.8	[0.00]	mg/L	14:55:22
1	Co 228.616†	-254.6	-251.7	[0.00]	mg/L	14:55:22
1	Cr 267.716†	1749.4	1729.5	[0.00]	mg/L	14:55:02
1	Cu 324.752†	2488.6	2460.2	[0.00]	mg/L	14:55:02
1	Fe 238.204†	746.7	738.2	[0.00]	mg/L	14:55:22
1	Fe 234.349†	754.5	745.9	[0.00]	mg/L	14:55:22
1	Mg 279.077†	-979.9	-968.7	[0.00]	mg/L	14:55:02
1	Mn 257.610†	1412.4	1396.3	[0.00]	mg/L	14:55:02
1	Mo 202.031†	76.7	75.8	[0.00]	mg/L	14:55:22
1	Na 330.237†	2233.8	2208.3	[0.00]	mg/L	14:55:02
1	Ni 231.604†	-91.6	-90.6	[0.00]	mg/L	14:55:22
1	Pb 220.353†	-95.2	-94.1	[0.00]	mg/L	14:55:22
1	Sb 206.836†	119.6	118.3	[0.00]	mg/L	14:55:22
1	Se 196.026†	0.1	0.1	[0.00]	mg/L	14:55:22
1	Sn 189.927†	106.4	105.2	[0.00]	mg/L	14:55:22
1	Ti 337.279†	724.4	716.1	[0.00]	mg/L	14:55:02
1	Tl 190.801†	-12.5	-12.4	[0.00]	mg/L	14:55:22
1	V 292.402†	1640.1	1621.4	[0.00]	mg/L	14:55:02
1	Zn 213.857†	1264.2	1249.7	[0.00]	mg/L	14:55:22
2	Y 360.073	2139384.9	2139384.9			14:55:28
2	Ag 328.068†	-374.5	-378.9	[0.00]	mg/L	14:55:33
2	Al 237.313†	-65.6	-66.3	[0.00]	mg/L	14:55:54
2	As 188.979†	-4.0	-4.1	[0.00]	mg/L	14:55:54
2	B 182.528†	-36.2	-36.6	[0.00]	mg/L	14:55:54
2	Ba 233.527†	-82.1	-83.0	[0.00]	mg/L	14:55:54
2	Be 313.107†	2555.9	2585.7	[0.00]	mg/L	14:55:28
2	Ca 315.886†	5605.8	5671.3	[0.00]	mg/L	14:55:33
2	Cd 228.802†	686.1	694.1	[0.00]	mg/L	14:55:54
2	Co 228.616†	-239.8	-242.6	[0.00]	mg/L	14:55:54
2	Cr 267.716†	1727.9	1748.1	[0.00]	mg/L	14:55:33
2	Cu 324.752†	2521.1	2550.6	[0.00]	mg/L	14:55:33
2	Fe 238.204†	708.3	716.5	[0.00]	mg/L	14:55:54
2	Fe 234.349†	759.7	768.5	[0.00]	mg/L	14:55:54
2	Mg 279.077†	-895.9	-906.3	[0.00]	mg/L	14:55:33
2	Mn 257.610†	1405.6	1422.0	[0.00]	mg/L	14:55:33
2	Mo 202.031†	82.4	83.4	[0.00]	mg/L	14:55:54
2	Na 330.237†	2297.3	2324.1	[0.00]	mg/L	14:55:33
2	Ni 231.604†	-109.4	-110.7	[0.00]	mg/L	14:55:54
2	Pb 220.353†	-92.8	-93.8	[0.00]	mg/L	14:55:54

=====
Analysis Begun

Start Time: 7/13/2006 2:53:25 PM

Plasma On Time: 7/13/2006 12:21:21 PM

Logged In Analyst: ICP2

Technique: ICP Continuous

Spectrometer Model: Optima 3100 XL, S/N 069N8031701 Autosampler Model: AS-90

Sample Information File: C:\pe\ICP2\Sample Information\071306XA.sif

Batch ID: 071306XA

Results Data Set: 071306xad

Results Library: Q:\Metals\Results\Icp2\Results\Results.mdb
=====

Sequence No.: 1

Autosampler Location: 1

Sample ID: Calib Blank 1

Date Collected: 7/13/2006 2:53:25 PM

Analyst:

Data Type: Original

Initial Sample Wt:

Initial Sample Vol:

Dilution:

Sample Prep Vol:
=====

Replicate Data: Calib Blank 1

Repl#	Analyte	Net Intensity	Corrected Intensity	Conc.	Calib. Units	Analysis Time
1	Y 360.073	2189336.8	2189336.8			14:54:57
1	Ag 328.068†	-370.4	-366.2	[0.00]	mg/L	14:55:02
1	Al 237.313†	-69.2	-68.4	[0.00]	mg/L	14:55:22
1	As 188.979†	-4.0	-4.0	[0.00]	mg/L	14:55:22
1	B 182.528†	-36.4	-36.0	[0.00]	mg/L	14:55:22
1	Ba 233.527†	-76.1	-75.2	[0.00]	mg/L	14:55:22
1	Be 313.107†	2421.8	2394.2	[0.00]	mg/L	14:54:57
1	Ca 315.886†	5485.9	5423.3	[0.00]	mg/L	14:55:02
1	Cd 228.802†	681.6	673.8	[0.00]	mg/L	14:55:22
1	Co 228.616†	-254.6	-251.7	[0.00]	mg/L	14:55:22
1	Cr 267.716†	1749.4	1729.5	[0.00]	mg/L	14:55:02
1	Cu 324.752†	2488.6	2460.2	[0.00]	mg/L	14:55:02
1	Fe 238.204†	746.7	738.2	[0.00]	mg/L	14:55:22
1	Fe 234.349†	754.5	745.9	[0.00]	mg/L	14:55:22
1	Mg 279.077†	-979.9	-968.7	[0.00]	mg/L	14:55:02
1	Mn 257.610†	1412.4	1396.3	[0.00]	mg/L	14:55:02
1	Mo 202.031†	76.7	75.8	[0.00]	mg/L	14:55:22
1	Na 330.237†	2233.8	2208.3	[0.00]	mg/L	14:55:02
1	Ni 231.604†	-91.6	-90.6	[0.00]	mg/L	14:55:22
1	Pb 220.353†	-95.2	-94.1	[0.00]	mg/L	14:55:22
1	Sb 206.836†	119.6	118.3	[0.00]	mg/L	14:55:22
1	Se 196.026†	0.1	0.1	[0.00]	mg/L	14:55:22
1	Sn 189.927†	106.4	105.2	[0.00]	mg/L	14:55:22
1	Ti 337.279†	724.4	716.1	[0.00]	mg/L	14:55:02
1	Tl 190.801†	-12.5	-12.4	[0.00]	mg/L	14:55:22
1	V 292.402†	1640.1	1621.4	[0.00]	mg/L	14:55:02
1	Zn 213.857†	1264.2	1249.7	[0.00]	mg/L	14:55:22
2	Y 360.073	2139384.9	2139384.9			14:55:28
2	Ag 328.068†	-374.5	-378.9	[0.00]	mg/L	14:55:33
2	Al 237.313†	-65.6	-66.3	[0.00]	mg/L	14:55:54
2	As 188.979†	-4.0	-4.1	[0.00]	mg/L	14:55:54
2	B 182.528†	-36.2	-36.6	[0.00]	mg/L	14:55:54
2	Ba 233.527†	-82.1	-83.0	[0.00]	mg/L	14:55:54
2	Be 313.107†	2555.9	2585.7	[0.00]	mg/L	14:55:28
2	Ca 315.886†	5605.8	5671.3	[0.00]	mg/L	14:55:33
2	Cd 228.802†	686.1	694.1	[0.00]	mg/L	14:55:54
2	Co 228.616†	-239.8	-242.6	[0.00]	mg/L	14:55:54
2	Cr 267.716†	1727.9	1748.1	[0.00]	mg/L	14:55:33
2	Cu 324.752†	2521.1	2550.6	[0.00]	mg/L	14:55:33
2	Fe 238.204†	708.3	716.5	[0.00]	mg/L	14:55:54
2	Fe 234.349†	759.7	768.5	[0.00]	mg/L	14:55:54
2	Mg 279.077†	-895.9	-906.3	[0.00]	mg/L	14:55:33
2	Mn 257.610†	1405.6	1422.0	[0.00]	mg/L	14:55:33
2	Mo 202.031†	82.4	83.4	[0.00]	mg/L	14:55:54
2	Na 330.237†	2297.3	2324.1	[0.00]	mg/L	14:55:33
2	Ni 231.604†	-109.4	-110.7	[0.00]	mg/L	14:55:54
2	Pb 220.353†	-92.8	-93.8	[0.00]	mg/L	14:55:54

2	Sb 206.836†	129.4	130.9	[0.00] mg/L	14:55:54
2	Se 196.026†	-8.1	-8.2	[0.00] mg/L	14:55:54
2	Sn 189.927†	102.8	104.0	[0.00] mg/L	14:55:54
2	Ti 337.279†	806.9	816.3	[0.00] mg/L	14:55:33
2	Tl 190.801†	-17.3	-17.6	[0.00] mg/L	14:55:54
2	V 292.402†	1646.3	1665.5	[0.00] mg/L	14:55:33
2	Zn 213.857†	1273.3	1288.2	[0.00] mg/L	14:55:54

Mean Data: Calib Blank 1

Analyte	Mean Corrected Intensity	Std. Dev.	RSD	Calib Conc. Units
Y 360.073	2164360.8	35321.37	1.63%	
Ag 328.068†	-372.6	8.97	2.41%	[0.00] mg/L
Al 237.313†	-67.4	1.45	2.15%	[0.00] mg/L
As 188.979†	-4.0	0.07	1.76%	[0.00] mg/L
B 182.528†	-36.3	0.47	1.30%	[0.00] mg/L
Ba 233.527†	-79.1	5.52	6.98%	[0.00] mg/L
Be 313.107†	2489.9	135.45	5.44%	[0.00] mg/L
Ca 315.886†	5547.3	175.37	3.16%	[0.00] mg/L
Cd 228.802†	684.0	14.34	2.10%	[0.00] mg/L
Co 228.616†	-247.1	6.48	2.62%	[0.00] mg/L
Cr 267.716†	1738.8	13.17	0.76%	[0.00] mg/L
Cu 324.752†	2505.4	63.88	2.55%	[0.00] mg/L
Fe 238.204†	727.4	15.32	2.11%	[0.00] mg/L
Fe 234.349†	757.2	16.02	2.12%	[0.00] mg/L
Mg 279.077†	-937.5	44.15	4.71%	[0.00] mg/L
Mn 257.610†	1409.1	18.13	1.29%	[0.00] mg/L
Mo 202.031†	79.6	5.37	6.75%	[0.00] mg/L
Na 330.237†	2266.2	81.89	3.61%	[0.00] mg/L
Ni 231.604†	-100.6	14.24	14.15%	[0.00] mg/L
Pb 220.353†	-94.0	0.20	0.21%	[0.00] mg/L
Sb 206.836†	124.6	8.96	7.19%	[0.00] mg/L
Se 196.026†	-4.1	5.83	143.43%	[0.00] mg/L
Sn 189.927†	104.6	0.84	0.80%	[0.00] mg/L
Ti 337.279†	766.2	70.84	9.25%	[0.00] mg/L
Tl 190.801†	-15.0	3.67	24.54%	[0.00] mg/L
V 292.402†	1643.4	31.17	1.90%	[0.00] mg/L
Zn 213.857†	1268.9	27.16	2.14%	[0.00] mg/L

=====

Sequence No.: 2

Sample ID: Calib Std 1

Analyst:

Initial Sample Wt:

Dilution:

Autosampler Location: 2

Date Collected: 7/13/2006 2:57:30 PM

Data Type: Original

Initial Sample Vol:

Sample Prep Vol:

Replicate Data: Calib Std 1

Repl#	Analyte	Net Intensity	Corrected Intensity	Calib Conc. Units	Analysis Time
1	Y 360.073	2171428.6	2171428.6		14:59:02
1	Ag 328.068†	14635.9	14960.8	[0.0500] mg/L	14:59:08
1	Al 237.313†	4019.6	4073.9	[0.5] mg/L	14:59:08
1	As 188.979†	66.6	70.5	[0.1000] mg/L	14:59:28
1	B 182.528†	79.9	116.0	[0.1000] mg/L	14:59:28
1	Ba 233.527†	18028.9	18049.3	[0.1000] mg/L	14:59:08
1	Be 313.107†	55645.9	52974.9	[0.0100] mg/L	14:59:02
1	Ca 315.886†	147076.4	141050.4	[1.0000] mg/L	14:59:02
1	Cd 228.802†	5031.0	4330.7	[0.0500] mg/L	14:59:08
1	Co 228.616†	6914.5	7139.1	[0.1000] mg/L	14:59:08
1	Cr 267.716†	15460.7	13671.6	[0.1000] mg/L	14:59:08
1	Cu 324.752†	26948.5	24355.4	[0.1000] mg/L	14:59:08
1	Fe 238.204†	68237.2	67287.7	[0.5] mg/L	14:59:08
1	Fe 234.349†	20366.3	19542.8	[0.5] mg/L	14:59:08
1	Mg 279.077†	17769.3	18649.0	[1.0000] mg/L	14:59:08
1	Mn 257.610†	98382.4	96653.0	[0.1000] mg/L	14:59:08
1	Mo 202.031†	1224.8	1141.2	[0.1000] mg/L	14:59:28
1	Na 330.237†	5675.1	3390.4	[5.0000] mg/L	14:59:08
1	Ni 231.604†	5189.3	5273.0	[0.1000] mg/L	14:59:08
1	Pb 220.353†	819.8	911.1	[0.1000] mg/L	14:59:28

1	Sb 206.836†	522.1	395.8	[0.1000]	mg/L	14:59:28
1	Se 196.026†	128.8	132.5	[0.2000]	mg/L	14:59:28
1	Sn 189.927†	421.3	315.3	[0.1000]	mg/L	14:59:28
1	Ti 337.279†	65142.0	64163.8	[0.1000]	mg/L	14:59:08
1	Tl 190.801†	62.0	76.7	[0.1000]	mg/L	14:59:28
1	V 292.402†	23946.2	22224.9	[0.1000]	mg/L	14:59:08
1	Zn 213.857†	9887.8	8586.6	[0.1000]	mg/L	14:59:08
2	Y 360.073	2167400.9	2167400.9			14:59:34
2	Ag 328.068†	14575.4	14927.6	[0.0500]	mg/L	14:59:39
2	Al 237.313†	4057.1	4118.8	[0.5]	mg/L	14:59:39
2	As 188.979†	68.2	72.1	[0.1000]	mg/L	14:59:59
2	B 182.528†	78.6	114.8	[0.1000]	mg/L	14:59:59
2	Ba 233.527†	17923.4	17977.4	[0.1000]	mg/L	14:59:39
2	Be 313.107†	55732.8	53164.7	[0.0100]	mg/L	14:59:34
2	Ca 315.886†	147235.6	141481.8	[1.0000]	mg/L	14:59:34
2	Cd 228.802†	4999.1	4308.1	[0.0500]	mg/L	14:59:39
2	Co 228.616†	6864.0	7101.5	[0.1000]	mg/L	14:59:39
2	Cr 267.716†	15375.5	13615.2	[0.1000]	mg/L	14:59:39
2	Cu 324.752†	26820.7	24277.7	[0.1000]	mg/L	14:59:39
2	Fe 238.204†	67903.6	67081.0	[0.5]	mg/L	14:59:39
2	Fe 234.349†	20317.8	19532.1	[0.5]	mg/L	14:59:39
2	Mg 279.077†	17665.0	18577.8	[1.0000]	mg/L	14:59:39
2	Mn 257.610†	98076.9	96530.2	[0.1000]	mg/L	14:59:39
2	Mo 202.031†	1226.4	1145.0	[0.1000]	mg/L	14:59:59
2	Na 330.237†	5718.8	3444.5	[5.0000]	mg/L	14:59:39
2	Ni 231.604†	5149.4	5242.8	[0.1000]	mg/L	14:59:39
2	Pb 220.353†	835.6	928.4	[0.1000]	mg/L	14:59:59
2	Sb 206.836†	530.2	404.9	[0.1000]	mg/L	14:59:59
2	Se 196.026†	121.0	124.9	[0.2000]	mg/L	14:59:59
2	Sn 189.927†	418.0	312.8	[0.1000]	mg/L	14:59:59
2	Ti 337.279†	64982.5	64125.2	[0.1000]	mg/L	14:59:39
2	Tl 190.801†	60.0	74.8	[0.1000]	mg/L	14:59:59
2	V 292.402†	23989.1	22312.0	[0.1000]	mg/L	14:59:39
2	Zn 213.857†	9818.6	8535.9	[0.1000]	mg/L	14:59:39

 Mean Data: Calib Std 1

Analyte	Mean Corrected Intensity	Std.Dev.	RSD	Conc.	Calib Units
Y 360.073	2169414.7	2848.02	0.13%		
Ag 328.068†	14944.2	23.53	0.16%	[0.0500]	mg/L
Al 237.313†	4096.3	31.75	0.78%	[0.5]	mg/L
As 188.979†	71.3	1.20	1.68%	[0.1000]	mg/L
B 182.528†	115.4	0.82	0.71%	[0.1000]	mg/L
Ba 233.527†	18013.4	50.87	0.28%	[0.1000]	mg/L
Be 313.107†	53069.8	134.24	0.25%	[0.0100]	mg/L
Ca 315.886†	141266.1	305.02	0.22%	[1.0000]	mg/L
Cd 228.802†	4319.4	15.94	0.37%	[0.0500]	mg/L
Co 228.616†	7120.3	26.61	0.37%	[0.1000]	mg/L
Cr 267.716†	13643.4	39.91	0.29%	[0.1000]	mg/L
Cu 324.752†	24316.5	54.95	0.23%	[0.1000]	mg/L
Fe 238.204†	67184.4	146.18	0.22%	[0.5]	mg/L
Fe 234.349†	19537.4	7.59	0.04%	[0.5]	mg/L
Mg 279.077†	18613.4	50.37	0.27%	[1.0000]	mg/L
Mn 257.610†	96591.6	86.83	0.09%	[0.1000]	mg/L
Mo 202.031†	1143.1	2.69	0.24%	[0.1000]	mg/L
Na 330.237†	3417.5	38.28	1.12%	[5.0000]	mg/L
Ni 231.604†	5257.9	21.39	0.41%	[0.1000]	mg/L
Pb 220.353†	919.8	12.26	1.33%	[0.1000]	mg/L
Sb 206.836†	400.3	6.44	1.61%	[0.1000]	mg/L
Se 196.026†	128.7	5.35	4.15%	[0.2000]	mg/L
Sn 189.927†	314.1	1.73	0.55%	[0.1000]	mg/L
Ti 337.279†	64144.5	27.31	0.04%	[0.1000]	mg/L
Tl 190.801†	75.8	1.33	1.76%	[0.1000]	mg/L
V 292.402†	22268.4	61.61	0.28%	[0.1000]	mg/L
Zn 213.857†	8561.3	35.88	0.42%	[0.1000]	mg/L

Sequence No.: 3
 Sample ID: Calib Std 2
 Analyst:

Autosampler Location: 3
 Date Collected: 7/13/2006 3:01:37 PM
 Data Type: Original

Initial Sample Wt:
Dilution:

Initial Sample Vol:
Sample Prep Vol:

Replicate Data: Calib Std 2

Repl#	Analyte	Net Intensity	Corrected Intensity	Conc.	Calib. Units	Analysis Time
1	Y 360.073	2161488.7	2161488.7			15:03:10
1	Ag 328.068†	76150.6	76624.3	[0.2500]	mg/L	15:03:16
1	Al 237.313†	20889.4	20984.5	[2.5]	mg/L	15:03:16
1	As 188.979†	358.5	363.0	[0.5000]	mg/L	15:03:36
1	B 182.528†	532.1	569.1	[0.5000]	mg/L	15:03:36
1	Ba 233.527†	89925.4	90124.0	[0.5000]	mg/L	15:03:16
1	Be 313.107†	264997.5	262859.6	[0.0500]	mg/L	15:03:10
1	Ca 315.886†	694381.8	689757.2	[5.0000]	mg/L	15:03:10
1	Cd 228.802†	22597.8	21943.8	[0.2500]	mg/L	15:03:16
1	Co 228.616†	35376.7	35670.9	[0.5000]	mg/L	15:03:16
1	Cr 267.716†	70782.0	69137.3	[0.5000]	mg/L	15:03:16
1	Cu 324.752†	127264.3	124928.0	[0.5000]	mg/L	15:03:16
1	Fe 238.204†	338254.2	337976.3	[2.5]	mg/L	15:03:16
1	Fe 234.349†	98448.2	97821.8	[2.5]	mg/L	15:03:16
1	Mg 279.077†	92995.7	94056.8	[5.0000]	mg/L	15:03:16
1	Mn 257.610†	482698.0	481930.3	[0.5000]	mg/L	15:03:10
1	Mo 202.031†	5687.6	5615.6	[0.5000]	mg/L	15:03:36
1	Na 330.237†	21391.5	19153.7	[25.0000]	mg/L	15:03:16
1	Ni 231.604†	26200.4	26335.9	[0.5000]	mg/L	15:03:16
1	Pb 220.353†	4320.7	4420.4	[0.5000]	mg/L	15:03:36
1	Sb 206.836†	2061.5	1939.7	[0.5000]	mg/L	15:03:36
1	Se 196.026†	660.0	664.9	[1.0000]	mg/L	15:03:36
1	Sn 189.927†	1562.5	1459.9	[0.5000]	mg/L	15:03:36
1	Ti 337.279†	325973.8	325640.8	[0.5000]	mg/L	15:03:10
1	Tl 190.801†	429.3	444.8	[0.5000]	mg/L	15:03:36
1	V 292.402†	114841.4	113350.6	[0.5000]	mg/L	15:03:16
1	Zn 213.857†	43772.2	42561.5	[0.5000]	mg/L	15:03:16
2	Y 360.073	2191570.0	2191570.0			15:03:43
2	Ag 328.068†	75627.4	75061.0	[0.2500]	mg/L	15:03:48
2	Al 237.313†	20730.0	20540.0	[2.5]	mg/L	15:03:48
2	As 188.979†	360.1	359.7	[0.5000]	mg/L	15:04:09
2	B 182.528†	531.0	560.7	[0.5000]	mg/L	15:04:09
2	Ba 233.527†	89180.4	88152.3	[0.5000]	mg/L	15:03:48
2	Be 313.107†	268023.6	262206.1	[0.0500]	mg/L	15:03:43
2	Ca 315.886†	702088.0	687824.0	[5.0000]	mg/L	15:03:43
2	Cd 228.802†	22483.1	21520.0	[0.2500]	mg/L	15:03:48
2	Co 228.616†	35038.6	34850.7	[0.5000]	mg/L	15:03:48
2	Cr 267.716†	70312.8	67701.0	[0.5000]	mg/L	15:03:48
2	Cu 324.752†	126492.6	122416.7	[0.5000]	mg/L	15:03:48
2	Fe 238.204†	335897.4	330999.7	[2.5]	mg/L	15:03:48
2	Fe 234.349†	97818.5	95846.9	[2.5]	mg/L	15:03:48
2	Mg 279.077†	92394.9	92185.4	[5.0000]	mg/L	15:03:48
2	Mn 257.610†	488341.4	480869.3	[0.5000]	mg/L	15:03:43
2	Mo 202.031†	5723.6	5573.0	[0.5000]	mg/L	15:04:09
2	Na 330.237†	21336.5	18805.4	[25.0000]	mg/L	15:03:48
2	Ni 231.604†	26063.5	25840.6	[0.5000]	mg/L	15:03:48
2	Pb 220.353†	4306.7	4347.3	[0.5000]	mg/L	15:04:09
2	Sb 206.836†	2051.5	1901.5	[0.5000]	mg/L	15:04:09
2	Se 196.026†	661.6	657.5	[1.0000]	mg/L	15:04:09
2	Sn 189.927†	1575.4	1451.3	[0.5000]	mg/L	15:04:09
2	Ti 337.279†	331075.4	326198.8	[0.5000]	mg/L	15:03:43
2	Tl 190.801†	440.1	449.6	[0.5000]	mg/L	15:04:09
2	V 292.402†	113896.0	110838.5	[0.5000]	mg/L	15:03:48
2	Zn 213.857†	43488.8	41680.0	[0.5000]	mg/L	15:03:48

Mean Data: Calib Std 2

Analyte	Mean Corrected Intensity	Std. Dev.	RSD	Conc.	Calib. Units
Y 360.073	2176529.4	21270.74	0.98%		
Ag 328.068†	75842.7	1105.41	1.46%	[0.2500]	mg/L
Al 237.313†	20762.3	314.29	1.51%	[2.5]	mg/L
As 188.979†	361.4	2.36	0.65%	[0.5000]	mg/L
B 182.528†	564.9	5.93	1.05%	[0.5000]	mg/L

Ba 233.527†	89138.2	1394.19	1.56%	[0.5000]	mg/L
Be 313.107†	262532.9	462.15	0.18%	[0.0500]	mg/L
Ca 315.886†	688790.6	1367.02	0.20%	[5.0000]	mg/L
Cd 228.802†	21731.9	299.72	1.38%	[0.2500]	mg/L
Co 228.616†	35260.8	579.96	1.64%	[0.5000]	mg/L
Cr 267.716†	68419.1	1015.59	1.48%	[0.5000]	mg/L
Cu 324.752†	123672.4	1775.75	1.44%	[0.5000]	mg/L
Fe 238.204†	334488.0	4933.21	1.47%	[2.5]	mg/L
Fe 234.349†	96834.3	1396.49	1.44%	[2.5]	mg/L
Mg 279.077†	93121.1	1323.28	1.42%	[5.0000]	mg/L
Mn 257.610†	481399.8	750.25	0.16%	[0.5000]	mg/L
Mo 202.031†	5594.3	30.13	0.54%	[0.5000]	mg/L
Na 330.237†	18979.5	246.32	1.30%	[25.0000]	mg/L
Ni 231.604†	26088.2	350.23	1.34%	[0.5000]	mg/L
Pb 220.353†	4383.8	51.75	1.18%	[0.5000]	mg/L
Sb 206.836†	1920.6	27.00	1.41%	[0.5000]	mg/L
Se 196.026†	661.2	5.29	0.80%	[1.0000]	mg/L
Sn 189.927†	1455.6	6.12	0.42%	[0.5000]	mg/L
Ti 337.279†	325919.8	394.57	0.12%	[0.5000]	mg/L
Tl 190.801†	447.2	3.34	0.75%	[0.5000]	mg/L
V 292.402†	112094.5	1776.31	1.58%	[0.5000]	mg/L
Zn 213.857†	42120.7	623.32	1.48%	[0.5000]	mg/L

Sequence No.: 4

Sample ID: Calib Std 3

Analyst:

Initial Sample Wt:

Dilution:

Autosampler Location: 4

Date Collected: 7/13/2006 3:05:46 PM

Data Type: Original

Initial Sample Vol:

Sample Prep Vol:

Replicate Data: Calib Std 3

Repl#	Analyte	Net Intensity	Corrected Intensity	Conc.	Calib. Units	Analysis Time
1	Y 360.073	2192237.4	2192237.4			15:07:24
1	Ag 328.068†	153077.2	151503.2	[0.5000]	mg/L	15:07:24
1	Al 237.313†	41883.7	41418.5	[5]	mg/L	15:07:24
1	As 188.979†	720.8	715.7	[1.0000]	mg/L	15:07:44
1	B 182.528†	1099.6	1121.9	[1.0000]	mg/L	15:07:44
1	Ba 233.527†	179290.7	177089.9	[1.0000]	mg/L	15:07:24
1	Be 313.107†	530380.3	521146.0	[0.1000]	mg/L	15:07:24
1	Ca 315.886†	1386624.0	1363444.4	[10.0000]	mg/L	15:07:24
1	Cd 228.802†	44212.3	42966.1	[0.5000]	mg/L	15:07:24
1	Co 228.616†	70310.2	69663.3	[1.0000]	mg/L	15:07:24
1	Cr 267.716†	138989.5	135483.3	[1.0000]	mg/L	15:07:24
1	Cu 324.752†	255226.1	249475.3	[1.0000]	mg/L	15:07:24
1	Fe 238.204†	670113.8	660865.3	[5]	mg/L	15:07:24
1	Fe 234.349†	195921.5	192672.9	[5]	mg/L	15:07:24
1	Mg 279.077†	186779.0	185341.4	[10.0000]	mg/L	15:07:24
1	Mn 257.610†	961177.5	947546.0	[1.0000]	mg/L	15:07:24
1	Mo 202.031†	11275.0	11052.0	[1.0000]	mg/L	15:07:44
1	Na 330.237†	43150.2	40335.3	[50.0000]	mg/L	15:07:24
1	Ni 231.604†	51989.3	51428.9	[1.0000]	mg/L	15:07:24
1	Pb 220.353†	8651.0	8635.0	[1.0000]	mg/L	15:07:44
1	Sb 206.836†	3992.1	3816.7	[1.0000]	mg/L	15:07:44
1	Se 196.026†	1315.8	1303.2	[2.0000]	mg/L	15:07:44
1	Sn 189.927†	2945.3	2803.3	[1.0000]	mg/L	15:07:44
1	Ti 337.279†	655526.8	646425.0	[1.0000]	mg/L	15:07:24
1	Tl 190.801†	1020.4	1022.4	[1.0000]	mg/L	15:07:44
1	V 292.402†	227197.7	222665.2	[1.0000]	mg/L	15:07:24
1	Zn 213.857†	85722.0	83363.0	[1.0000]	mg/L	15:07:24
2	Y 360.073	2194741.5	2194741.5			15:07:54
2	Ag 328.068†	153028.0	151282.3	[0.5000]	mg/L	15:07:54
2	Al 237.313†	41860.4	41348.3	[5]	mg/L	15:07:54
2	As 188.979†	731.6	725.5	[1.0000]	mg/L	15:08:14
2	B 182.528†	1118.1	1138.9	[1.0000]	mg/L	15:08:14
2	Ba 233.527†	179053.5	176654.1	[1.0000]	mg/L	15:07:54
2	Be 313.107†	529911.3	520086.0	[0.1000]	mg/L	15:07:54
2	Ca 315.886†	1383966.2	1359261.4	[10.0000]	mg/L	15:07:54
2	Cd 228.802†	44140.4	42845.4	[0.5000]	mg/L	15:07:54
2	Co 228.616†	70181.4	69457.0	[1.0000]	mg/L	15:07:54

2	Cr 267.716†	138818.1	135157.8	[1.0000]	mg/L	15:07:54
2	Cu 324.752†	255783.9	249737.8	[1.0000]	mg/L	15:07:54
2	Fe 238.204†	669421.9	659428.0	[5]	mg/L	15:07:54
2	Fe 234.349†	195838.4	192370.3	[5]	mg/L	15:07:54
2	Mg 279.077†	186401.2	184758.5	[10.0000]	mg/L	15:07:54
2	Mn 257.610†	959290.5	944602.4	[1.0000]	mg/L	15:07:54
2	Mo 202.031†	11402.7	11165.3	[1.0000]	mg/L	15:08:14
2	Na 330.237†	43131.8	40268.5	[50.0000]	mg/L	15:07:54
2	Ni 231.604†	51988.3	51369.3	[1.0000]	mg/L	15:07:54
2	Pb 220.353†	8714.9	8688.2	[1.0000]	mg/L	15:08:14
2	Sb 206.836†	4024.6	3844.3	[1.0000]	mg/L	15:08:14
2	Se 196.026†	1330.8	1316.5	[2.0000]	mg/L	15:08:14
2	Sn 189.927†	2967.5	2821.8	[1.0000]	mg/L	15:08:14
2	Ti 337.279†	655005.0	645171.9	[1.0000]	mg/L	15:07:54
2	Tl 190.801†	1071.3	1071.4	[1.0000]	mg/L	15:08:14
2	V 292.402†	227031.3	222245.2	[1.0000]	mg/L	15:07:54
2	Zn 213.857†	85535.2	83082.2	[1.0000]	mg/L	15:07:54

Mean Data: Calib Std 3

Analyte	Mean Corrected Intensity	Std.Dev.	RSD	Conc.	Calib Units
Y 360.073	2193489.5	1770.71	0.08%		
Ag 328.068†	151392.8	156.21	0.10%	[0.5000]	mg/L
Al 237.313†	41383.4	49.64	0.12%	[5]	mg/L
As 188.979†	720.6	6.98	0.97%	[1.0000]	mg/L
B 182.528†	1130.4	12.04	1.07%	[1.0000]	mg/L
Ba 233.527†	176872.0	308.15	0.17%	[1.0000]	mg/L
Be 313.107†	520616.0	749.52	0.14%	[0.1000]	mg/L
Ca 315.886†	1361352.9	2957.86	0.22%	[10.0000]	mg/L
Cd 228.802†	42905.7	85.36	0.20%	[0.5000]	mg/L
Co 228.616†	69560.2	145.85	0.21%	[1.0000]	mg/L
Cr 267.716†	135320.5	230.18	0.17%	[1.0000]	mg/L
Cu 324.752†	249606.6	185.62	0.07%	[1.0000]	mg/L
Fe 238.204†	660146.7	1016.28	0.15%	[5]	mg/L
Fe 234.349†	192521.6	213.99	0.11%	[5]	mg/L
Mg 279.077†	185050.0	412.21	0.22%	[10.0000]	mg/L
Mn 257.610†	946074.2	2081.43	0.22%	[1.0000]	mg/L
Mo 202.031†	11108.7	80.07	0.72%	[1.0000]	mg/L
Na 330.237†	40301.9	47.24	0.12%	[50.0000]	mg/L
Ni 231.604†	51399.1	42.13	0.08%	[1.0000]	mg/L
Pb 220.353†	8661.6	37.65	0.43%	[1.0000]	mg/L
Sb 206.836†	3830.5	19.49	0.51%	[1.0000]	mg/L
Se 196.026†	1309.8	9.42	0.72%	[2.0000]	mg/L
Sn 189.927†	2812.5	13.10	0.47%	[1.0000]	mg/L
Ti 337.279†	645798.4	886.02	0.14%	[1.0000]	mg/L
Tl 190.801†	1046.9	34.67	3.31%	[1.0000]	mg/L
V 292.402†	222455.2	296.96	0.13%	[1.0000]	mg/L
Zn 213.857†	83222.6	198.57	0.24%	[1.0000]	mg/L

Calibration Summary

Analyte	Stds.	Equation	Intercept	Slope	Curvature	Corr. Coef.	Reslope
Ag 328.068	3	Lin, Calc Int	-59.4	303000	0.00000	0.999998	
Al 237.313	3	Lin, Calc Int	-5.5	8283	0.00000	0.999997	
As 188.979	3	Lin, Calc Int	-0.1	721.1	0.00000	0.999998	
B 182.528	3	Lin, Calc Int	1.0	1129	0.00000	0.999998	
Ba 233.527	3	Lin, Calc Int	274.9	176800	0.00000	0.999991	
Be 313.107	3	Lin, Calc Int	859.8	5205000	0.00000	0.999990	
Ca 315.886	3	Lin, Calc Int	3780.8	136000	0.00000	0.999979	
Cd 228.802	3	Lin, Calc Int	64.5	85870	0.00000	0.999976	
Co 228.616	3	Lin, Calc Int	162.0	69560	0.00000	0.999974	
Cr 267.716	3	Lin, Calc Int	190.1	135400	0.00000	0.999983	
Cu 324.752	3	Lin, Calc Int	-495.5	249700	0.00000	0.999988	
Fe 238.204	3	Lin, Calc Int	1337.7	132100	0.00000	0.999976	
Fe 234.349	3	Lin, Calc Int	232.9	38500	0.00000	0.999995	
Mg 279.077	3	Lin, Calc Int	158.6	18510	0.00000	0.999994	
Mn 257.610	3	Lin, Calc Int	2431.2	946500	0.00000	0.999958	
Mo 202.031	3	Lin, Calc Int	21.7	11100	0.00000	0.999992	
Na 330.237	3	Lin, Calc Int	-489.0	808.2	0.00000	0.999534	

Ni 231.604	3	Lin, Calc Int	124.4	51400	0.00000	0.999969
Pb 220.353	3	Lin, Calc Int	33.6	8644	0.00000	0.999971
Sb 206.836	3	Lin, Calc Int	8.7	3823	0.00000	0.999991
Se 196.026	3	Lin, Calc Int	0.1	656.0	0.00000	0.999982
Sn 189.927	3	Lin, Calc Int	23.7	2805	0.00000	0.999817
Ti 337.279	3	Lin, Calc Int	367.2	646500	0.00000	0.999986
Tl 190.801	3	Lin, Calc Int	-27.0	1049	0.00000	0.997163
V 292.402	3	Lin, Calc Int	171.0	222600	0.00000	0.999991
Zn 213.857	3	Lin, Calc Int	200.5	83190	0.00000	0.999980

Sequence No.: 5
Sample ID: STD2
Analyst:
Initial Sample Wt:
Dilution:

Autosampler Location: 3
Date Collected: 7/13/2006 3:09:53 PM
Data Type: Original
Initial Sample Vol:
Sample Prep Vol:

Replicate Data: STD2

Repl#	Analyte	Net Intensity	Corrected Intensity	Calib. Conc. Units	Sample Conc. Units	Analysis Time
1	Y 360.073	2190532.1	2190532.1			15:11:27
1	Ag 328.068†	76401.0	75860.8	0.2506 mg/L	0.2506 mg/L	15:11:32
1	Al 237.313†	21008.7	20825.0	2.494 mg/L	2.494 mg/L	15:11:32
1	As 188.979†	363.5	363.1	0.5053 mg/L	0.5053 mg/L	15:11:52
1	B 182.528†	547.4	577.2	0.5103 mg/L	0.5103 mg/L	15:11:52
1	Ba 233.527†	90286.2	89286.7	0.5030 mg/L	0.5030 mg/L	15:11:32
1	Be 313.107†	267299.0	261615.5	0.0501 mg/L	0.0501 mg/L	15:11:27
1	Ca 315.886†	700020.9	686110.1	5.017 mg/L	5.017 mg/L	15:11:27
1	Cd 228.802†	22637.0	21682.6	0.2496 mg/L	0.2496 mg/L	15:11:32
1	Co 228.616†	35441.6	35265.3	0.5032 mg/L	0.5032 mg/L	15:11:32
1	Cr 267.716†	71003.7	68416.6	0.5040 mg/L	0.5040 mg/L	15:11:32
1	Cu 324.752†	127895.2	123861.8	0.4982 mg/L	0.4982 mg/L	15:11:32
1	Fe 238.204†	339595.9	334811.3	2.526 mg/L	2.526 mg/L	15:11:32
1	Fe 234.349†	98815.7	96877.8	2.506 mg/L	2.506 mg/L	15:11:32
1	Mg 279.077†	93303.9	93126.7	5.019 mg/L	5.019 mg/L	15:11:32
1	Mn 257.610†	486534.7	479312.8	0.5039 mg/L	0.5039 mg/L	15:11:27
1	Mo 202.031†	5742.5	5594.3	0.5026 mg/L	0.5026 mg/L	15:11:52
1	Na 330.237†	21484.3	18961.4	24.06 mg/L	24.06 mg/L	15:11:32
1	Ni 231.604†	26267.1	26053.9	0.5041 mg/L	0.5041 mg/L	15:11:32
1	Pb 220.353†	4331.3	4373.6	0.5043 mg/L	0.5043 mg/L	15:11:52
1	Sb 206.836†	2062.6	1913.3	0.4915 mg/L	0.4915 mg/L	15:11:52
1	Se 196.026†	664.6	660.7	1.007 mg/L	1.007 mg/L	15:11:52
1	Sn 189.927†	1546.1	1423.1	0.5001 mg/L	0.5001 mg/L	15:11:52
1	Ti 337.279†	331401.0	326675.4	0.5047 mg/L	0.5047 mg/L	15:11:27
1	Tl 190.801†	501.6	510.5	0.5124 mg/L	0.5124 mg/L	15:11:52
1	V 292.402†	115217.0	112197.0	0.5066 mg/L	0.5066 mg/L	15:11:32
1	Zn 213.857†	43956.3	42162.2	0.5012 mg/L	0.5012 mg/L	15:11:32
2	Y 360.073	2197038.9	2197038.9			15:11:59
2	Ag 328.068†	76319.2	75556.7	0.2496 mg/L	0.2496 mg/L	15:12:05
2	Al 237.313†	20865.1	20622.2	2.469 mg/L	2.469 mg/L	15:12:05
2	As 188.979†	367.0	365.6	0.5086 mg/L	0.5086 mg/L	15:12:25
2	B 182.528†	556.4	584.4	0.5166 mg/L	0.5166 mg/L	15:12:25
2	Ba 233.527†	89893.3	88635.4	0.4993 mg/L	0.4993 mg/L	15:12:05
2	Be 313.107†	267940.7	261465.5	0.0501 mg/L	0.0501 mg/L	15:11:59
2	Ca 315.886†	701617.5	685634.5	5.013 mg/L	5.013 mg/L	15:11:59
2	Cd 228.802†	22607.9	21587.7	0.2485 mg/L	0.2485 mg/L	15:12:05
2	Co 228.616†	35253.8	34976.6	0.4990 mg/L	0.4990 mg/L	15:12:05
2	Cr 267.716†	70787.5	67995.9	0.5009 mg/L	0.5009 mg/L	15:12:05
2	Cu 324.752†	127682.4	123277.9	0.4958 mg/L	0.4958 mg/L	15:12:05
2	Fe 238.204†	338240.9	332482.6	2.508 mg/L	2.508 mg/L	15:12:05
2	Fe 234.349†	98531.4	96308.6	2.491 mg/L	2.491 mg/L	15:12:05
2	Mg 279.077†	92894.0	92449.9	4.983 mg/L	4.983 mg/L	15:12:05
2	Mn 257.610†	488197.4	479527.0	0.5042 mg/L	0.5042 mg/L	15:11:59
2	Mo 202.031†	5772.6	5607.1	0.5037 mg/L	0.5037 mg/L	15:12:25
2	Na 330.237†	21443.0	18857.9	23.93 mg/L	23.93 mg/L	15:12:05
2	Ni 231.604†	26239.0	25949.3	0.5020 mg/L	0.5020 mg/L	15:12:05
2	Pb 220.353†	4322.8	4352.5	0.5018 mg/L	0.5018 mg/L	15:12:25
2	Sb 206.836†	2076.7	1921.2	0.4935 mg/L	0.4935 mg/L	15:12:25
2	Se 196.026†	665.3	659.4	1.005 mg/L	1.005 mg/L	15:12:25
2	Sn 189.927†	1547.5	1419.8	0.4990 mg/L	0.4990 mg/L	15:12:25

2	Ti 337.279†	330991.6	325302.4	0.5026 mg/L	0.5026 mg/L	15:11:59
2	Tl 190.801†	518.3	525.5	0.5267 mg/L	0.5267 mg/L	15:12:25
2	V 292.402†	114861.4	111509.6	0.5035 mg/L	0.5035 mg/L	15:12:05
2	Zn 213.857†	43847.6	41926.4	0.4984 mg/L	0.4984 mg/L	15:12:05

Mean Data: STD2

Analyte	Mean Corrected Intensity	Calib Conc. Units	Std.Dev.	Sample Conc. Units	Std.Dev.	RSD
Y 360.073	2193785.5				4601.02	0.21%
Ag 328.068†	75708.7	0.2501 mg/L	0.00071	0.2501 mg/L	0.00071	0.28%
QC value within limits for Ag		328.068 Recovery = 100.06%				
Al 237.313†	20723.6	2.482 mg/L	0.0172	2.482 mg/L	0.0172	0.69%
QC value within limits for Al		237.313 Recovery = 99.26%				
As 188.979†	364.4	0.5070 mg/L	0.00237	0.5070 mg/L	0.00237	0.47%
QC value within limits for As		188.979 Recovery = 101.39%				
B 182.528†	580.8	0.5134 mg/L	0.00452	0.5134 mg/L	0.00452	0.88%
QC value within limits for B		182.528 Recovery = 102.69%				
Ba 233.527†	88961.0	0.5012 mg/L	0.00260	0.5012 mg/L	0.00260	0.52%
QC value within limits for Ba		233.527 Recovery = 100.23%				
Be 313.107†	261540.5	0.0501 mg/L	0.00002	0.0501 mg/L	0.00002	0.04%
QC value within limits for Be		313.107 Recovery = 100.22%				
Ca 315.886†	685872.3	5.015 mg/L	0.0025	5.015 mg/L	0.0025	0.05%
QC value within limits for Ca		315.886 Recovery = 100.30%				
Cd 228.802†	21635.1	0.2490 mg/L	0.00079	0.2490 mg/L	0.00079	0.32%
QC value within limits for Cd		228.802 Recovery = 99.61%				
Co 228.616†	35121.0	0.5011 mg/L	0.00293	0.5011 mg/L	0.00293	0.58%
QC value within limits for Co		228.616 Recovery = 100.22%				
Cr 267.716†	68206.2	0.5025 mg/L	0.00220	0.5025 mg/L	0.00220	0.44%
QC value within limits for Cr		267.716 Recovery = 100.49%				
Cu 324.752†	123569.8	0.4970 mg/L	0.00165	0.4970 mg/L	0.00165	0.33%
QC value within limits for Cu		324.752 Recovery = 99.40%				
Fe 238.204†	333647.0	2.517 mg/L	0.0125	2.517 mg/L	0.0125	0.50%
QC value within limits for Fe		238.204 Recovery = 100.69%				
Fe 234.349†	96593.2	2.498 mg/L	0.0104	2.498 mg/L	0.0104	0.42%
QC value within limits for Fe		234.349 Recovery = 99.94%				
Mg 279.077†	92788.3	5.001 mg/L	0.0258	5.001 mg/L	0.0258	0.52%
QC value within limits for Mg		279.077 Recovery = 100.02%				
Mn 257.610†	479419.9	0.5041 mg/L	0.00016	0.5041 mg/L	0.00016	0.03%
QC value within limits for Mn		257.610 Recovery = 100.81%				
Mo 202.031†	5600.7	0.5031 mg/L	0.00082	0.5031 mg/L	0.00082	0.16%
QC value within limits for Mo		202.031 Recovery = 100.63%				
Na 330.237†	18909.7	24.00 mg/L	0.091	24.00 mg/L	0.091	0.38%
QC value within limits for Na		330.237 Recovery = 95.99%				
Ni 231.604†	26001.6	0.5030 mg/L	0.00144	0.5030 mg/L	0.00144	0.29%
QC value within limits for Ni		231.604 Recovery = 100.61%				
Pb 220.353†	4363.0	0.5031 mg/L	0.00173	0.5031 mg/L	0.00173	0.34%
QC value within limits for Pb		220.353 Recovery = 100.61%				
Sb 206.836†	1917.2	0.4925 mg/L	0.00148	0.4925 mg/L	0.00148	0.30%
QC value within limits for Sb		206.836 Recovery = 98.50%				
Se 196.026†	660.1	1.006 mg/L	0.0014	1.006 mg/L	0.0014	0.14%
QC value within limits for Se		196.026 Recovery = 100.61%				
Sn 189.927†	1421.5	0.4995 mg/L	0.00082	0.4995 mg/L	0.00082	0.16%
QC value within limits for Sn		189.927 Recovery = 99.91%				
Ti 337.279†	325988.9	0.5037 mg/L	0.00150	0.5037 mg/L	0.00150	0.30%
QC value within limits for Ti		337.279 Recovery = 100.73%				
Tl 190.801†	518.0	0.5196 mg/L	0.01015	0.5196 mg/L	0.01015	1.95%
QC value within limits for Tl		190.801 Recovery = 103.91%				
V 292.402†	111853.3	0.5051 mg/L	0.00220	0.5051 mg/L	0.00220	0.44%
QC value within limits for V		292.402 Recovery = 101.02%				
Zn 213.857†	42044.3	0.4998 mg/L	0.00199	0.4998 mg/L	0.00199	0.40%
QC value within limits for Zn		213.857 Recovery = 99.97%				

All analyte(s) passed QC.

Sequence No.: 6

Sample ID: ICV

Analyst:

Initial Sample Wt:

Dilution:

Autosampler Location: 5

Date Collected: 7/13/2006 3:14:02 PM

Data Type: Original

Initial Sample Vol:

Sample Prep Vol:

Replicate Data: ICV

Repl#	Analyte	Net Intensity	Corrected Intensity	Calib. Conc.	Units	Sample Conc.	Units	Analysis Time
1	Y 360.073	2182619.0	2182619.0					15:15:37
1	Ag 328.068†	77276.0	77002.2	0.2544	mg/L	0.2544	mg/L	15:15:42
1	Al 237.313†	20788.2	20681.7	2.476	mg/L	2.476	mg/L	15:15:42
1	As 188.979†	360.9	361.9	0.5035	mg/L	0.5035	mg/L	15:16:02
1	B 182.528†	548.0	579.7	0.5125	mg/L	0.5125	mg/L	15:16:02
1	Ba 233.527†	88880.5	88216.1	0.4970	mg/L	0.4970	mg/L	15:15:42
1	Be 313.107†	269876.4	265128.9	0.0508	mg/L	0.0508	mg/L	15:15:37
1	Ca 315.886†	704682.3	693240.2	5.069	mg/L	5.069	mg/L	15:15:37
1	Cd 228.802†	22829.1	21954.1	0.2527	mg/L	0.2527	mg/L	15:15:42
1	Co 228.616†	35186.4	35139.2	0.5014	mg/L	0.5014	mg/L	15:15:42
1	Cr 267.716†	71311.4	68976.0	0.5082	mg/L	0.5082	mg/L	15:15:42
1	Cu 324.752†	127922.4	124346.9	0.5001	mg/L	0.5001	mg/L	15:15:42
1	Fe 238.204†	342860.6	339265.1	2.560	mg/L	2.560	mg/L	15:15:42
1	Fe 234.349†	99732.9	98141.4	2.539	mg/L	2.539	mg/L	15:15:42
1	Mg 279.077†	92010.7	92178.5	4.968	mg/L	4.968	mg/L	15:15:42
1	Mn 257.610†	485366.7	479897.3	0.5046	mg/L	0.5046	mg/L	15:15:37
1	Mo 202.031†	5774.3	5646.4	0.5073	mg/L	0.5073	mg/L	15:16:02
1	Na 330.237†	21404.4	18959.2	24.06	mg/L	24.06	mg/L	15:15:42
1	Ni 231.604†	26509.7	26388.6	0.5106	mg/L	0.5106	mg/L	15:15:42
1	Pb 220.353†	4322.0	4379.8	0.5050	mg/L	0.5050	mg/L	15:16:02
1	Sb 206.836†	2062.0	1920.1	0.4932	mg/L	0.4932	mg/L	15:16:02
1	Se 196.026†	677.9	676.3	1.031	mg/L	1.031	mg/L	15:16:02
1	Sn 189.927†	1559.8	1442.2	0.5069	mg/L	0.5069	mg/L	15:16:02
1	Ti 337.279†	320286.4	316840.9	0.4895	mg/L	0.4895	mg/L	15:15:37
1	Tl 190.801†	501.9	512.7	0.5145	mg/L	0.5145	mg/L	15:16:02
1	V 292.402†	114411.6	111811.0	0.5050	mg/L	0.5050	mg/L	15:15:42
1	Zn 213.857†	44227.9	42588.9	0.5063	mg/L	0.5063	mg/L	15:15:42
2	Y 360.073	2220838.4	2220838.4					15:16:09
2	Ag 328.068†	77452.6	75855.5	0.2506	mg/L	0.2506	mg/L	15:16:15
2	Al 237.313†	20931.4	20466.5	2.450	mg/L	2.450	mg/L	15:16:15
2	As 188.979†	364.6	359.3	0.4999	mg/L	0.4999	mg/L	15:16:35
2	B 182.528†	548.6	570.9	0.5047	mg/L	0.5047	mg/L	15:16:35
2	Ba 233.527†	89458.7	87262.8	0.4916	mg/L	0.4916	mg/L	15:16:15
2	Be 313.107†	273689.6	264239.6	0.0506	mg/L	0.0506	mg/L	15:16:09
2	Ca 315.886†	713847.6	690146.7	5.047	mg/L	5.047	mg/L	15:16:09
2	Cd 228.802†	22888.7	21622.7	0.2489	mg/L	0.2489	mg/L	15:16:15
2	Co 228.616†	35340.7	34689.1	0.4949	mg/L	0.4949	mg/L	15:16:15
2	Cr 267.716†	71574.2	68015.3	0.5011	mg/L	0.5011	mg/L	15:16:15
2	Cu 324.752†	128445.5	122673.6	0.4934	mg/L	0.4934	mg/L	15:16:15
2	Fe 238.204†	344661.0	335168.7	2.529	mg/L	2.529	mg/L	15:16:15
2	Fe 234.349†	100300.4	96992.5	2.509	mg/L	2.509	mg/L	15:16:15
2	Mg 279.077†	92435.2	91022.1	4.906	mg/L	4.906	mg/L	15:16:15
2	Mn 257.610†	492318.1	478389.0	0.5030	mg/L	0.5030	mg/L	15:16:09
2	Mo 202.031†	5793.8	5566.9	0.5001	mg/L	0.5001	mg/L	15:16:35
2	Na 330.237†	21444.0	18632.5	23.65	mg/L	23.65	mg/L	15:16:15
2	Ni 231.604†	26554.5	25979.8	0.5026	mg/L	0.5026	mg/L	15:16:15
2	Pb 220.353†	4327.1	4311.1	0.4970	mg/L	0.4970	mg/L	15:16:35
2	Sb 206.836†	2053.8	1877.0	0.4820	mg/L	0.4820	mg/L	15:16:35
2	Se 196.026†	673.4	660.3	1.006	mg/L	1.006	mg/L	15:16:35
2	Sn 189.927†	1560.7	1416.4	0.4977	mg/L	0.4977	mg/L	15:16:35
2	Ti 337.279†	325466.8	316423.7	0.4889	mg/L	0.4889	mg/L	15:16:09
2	Tl 190.801†	513.0	514.9	0.5167	mg/L	0.5167	mg/L	15:16:35
2	V 292.402†	115121.4	110550.3	0.4992	mg/L	0.4992	mg/L	15:16:15
2	Zn 213.857†	44510.2	42109.3	0.5006	mg/L	0.5006	mg/L	15:16:15

Mean Data: ICV

Analyte	Mean Corrected Intensity	Calib Conc.	Units	Std.Dev.	Sample Conc.	Units	Std.Dev.	RSD
Y 360.073	2201728.7						27025.16	1.23%
Ag 328.068†	76428.8	0.2525	mg/L	0.00268	0.2525	mg/L	0.00268	1.06%
QC value within limits for Ag 328.068 Recovery = 101.01%								
Al 237.313†	20574.1	2.463	mg/L	0.0182	2.463	mg/L	0.0182	0.74%
QC value within limits for Al 237.313 Recovery = 98.53%								
As 188.979†	360.6	0.5017	mg/L	0.00253	0.5017	mg/L	0.00253	0.50%
QC value within limits for As 188.979 Recovery = 100.34%								
B 182.528†	575.3	0.5086	mg/L	0.00547	0.5086	mg/L	0.00547	1.08%

Ba	233.527†	87739.5	0.4943 mg/L	0.00381	0.4943 mg/L	0.00381	0.77%
QC value within limits for B 182.528 Recovery = 101.72%							
Be	313.107†	264684.2	0.0507 mg/L	0.00012	0.0507 mg/L	0.00012	0.24%
QC value within limits for Ba 233.527 Recovery = 98.85%							
Ca	315.886†	691693.4	5.058 mg/L	0.0161	5.058 mg/L	0.0161	0.32%
QC value within limits for Be 313.107 Recovery = 101.43%							
Cd	228.802†	21788.4	0.2508 mg/L	0.00272	0.2508 mg/L	0.00272	1.08%
QC value within limits for Ca 315.886 Recovery = 101.16%							
Co	228.616†	34914.2	0.4982 mg/L	0.00457	0.4982 mg/L	0.00457	0.92%
QC value within limits for Cd 228.802 Recovery = 100.33%							
Cr	267.716†	68495.6	0.5046 mg/L	0.00502	0.5046 mg/L	0.00502	0.99%
QC value within limits for Co 228.616 Recovery = 99.63%							
Cu	324.752†	123510.3	0.4967 mg/L	0.00474	0.4967 mg/L	0.00474	0.95%
QC value within limits for Cr 267.716 Recovery = 100.92%							
Fe	238.204†	337216.9	2.544 mg/L	0.0219	2.544 mg/L	0.0219	0.86%
QC value within limits for Cu 324.752 Recovery = 99.35%							
Fe	234.349†	97566.9	2.524 mg/L	0.0211	2.524 mg/L	0.0211	0.83%
QC value within limits for Fe 238.204 Recovery = 101.77%							
Mg	279.077†	91600.3	4.937 mg/L	0.0441	4.937 mg/L	0.0441	0.89%
QC value within limits for Fe 234.349 Recovery = 100.95%							
Mn	257.610†	479143.1	0.5038 mg/L	0.00113	0.5038 mg/L	0.00113	0.22%
QC value within limits for Mg 279.077 Recovery = 98.74%							
Mo	202.031†	5606.6	0.5037 mg/L	0.00507	0.5037 mg/L	0.00507	1.01%
QC value within limits for Mn 257.610 Recovery = 100.75%							
Na	330.237†	18795.8	23.86 mg/L	0.286	23.86 mg/L	0.286	1.20%
QC value within limits for Mo 202.031 Recovery = 100.73%							
Ni	231.604†	26184.2	0.5066 mg/L	0.00562	0.5066 mg/L	0.00562	1.11%
QC value within limits for Na 330.237 Recovery = 95.42%							
Pb	220.353†	4345.5	0.5010 mg/L	0.00564	0.5010 mg/L	0.00564	1.13%
QC value within limits for Ni 231.604 Recovery = 101.32%							
Sb	206.836†	1898.6	0.4876 mg/L	0.00792	0.4876 mg/L	0.00792	1.62%
QC value within limits for Pb 220.353 Recovery = 100.20%							
Se	196.026†	668.3	1.019 mg/L	0.0172	1.019 mg/L	0.0172	1.69%
QC value within limits for Sb 206.836 Recovery = 97.52%							
Sn	189.927†	1429.3	0.5023 mg/L	0.00650	0.5023 mg/L	0.00650	1.29%
QC value within limits for Se 196.026 Recovery = 101.86%							
Ti	337.279†	316632.3	0.4892 mg/L	0.00046	0.4892 mg/L	0.00046	0.09%
QC value within limits for Sn 189.927 Recovery = 100.46%							
Tl	190.801†	513.8	0.5156 mg/L	0.00155	0.5156 mg/L	0.00155	0.30%
QC value within limits for Ti 337.279 Recovery = 97.84%							
V	292.402†	111180.7	0.5021 mg/L	0.00404	0.5021 mg/L	0.00404	0.81%
QC value within limits for Tl 190.801 Recovery = 103.11%							
Zn	213.857†	42349.1	0.5035 mg/L	0.00404	0.5035 mg/L	0.00404	0.80%
QC value within limits for V 292.402 Recovery = 100.42%							
QC value within limits for Zn 213.857 Recovery = 100.69%							
All analyte(s) passed QC.							

Sequence No.: 7

Autosampler Location: 1

Sample ID: ICCB

Date Collected: 7/13/2006 3:18:13 PM

Analyst:

Data Type: Original

Initial Sample Wt:

Initial Sample Vol:

Dilution:

Sample Prep Vol:

Replicate Data: ICCB

Repl#	Analyte	Net Intensity	Corrected Intensity	Calib. Conc. Units	Sample Conc. Units	Analysis Time
1	Y 360.073	2152386.8	2152386.8			15:19:44
1	Ag 328.068†	-373.5	-3.1	0.0002 mg/L	0.0002 mg/L	15:19:50
1	Al 237.313†	-57.3	9.8	0.0019 mg/L	0.0019 mg/L	15:20:10
1	As 188.979†	-2.1	2.0	0.0029 mg/L	0.0029 mg/L	15:20:10
1	B 182.528†	-21.8	14.4	0.0119 mg/L	0.0119 mg/L	15:20:10
1	Ba 233.527†	-85.2	-6.5	-0.0016 mg/L	-0.0016 mg/L	15:20:10
1	Be 313.107†	2515.3	39.4	-0.0002 mg/L	-0.0002 mg/L	15:19:44
1	Ca 315.886†	5667.2	151.5	-0.0267 mg/L	-0.0267 mg/L	15:19:50
1	Cd 228.802†	709.6	29.6	-0.0004 mg/L	-0.0004 mg/L	15:20:10
1	Co 228.616†	-256.4	-10.7	-0.0025 mg/L	-0.0025 mg/L	15:20:10
1	Cr 267.716†	1711.8	-17.5	-0.0015 mg/L	-0.0015 mg/L	15:19:50
1	Cu 324.752†	2679.0	188.5	0.0027 mg/L	0.0027 mg/L	15:19:50
1	Fe 238.204†	681.9	-41.6	-0.0104 mg/L	-0.0104 mg/L	15:20:10

1	Fe 234.349†	755.8	2.8	-0.0060 mg/L	-0.0060 mg/L	15:20:10
1	Mg 279.077†	-862.8	70.0	-0.0048 mg/L	-0.0048 mg/L	15:19:50
1	Mn 257.610†	1441.0	39.8	-0.0025 mg/L	-0.0025 mg/L	15:19:50
1	Mo 202.031†	117.2	38.3	0.0015 mg/L	0.0015 mg/L	15:20:10
1	Na 330.237†	2205.3	-48.7	0.5450 mg/L	0.5450 mg/L	15:19:50
1	Ni 231.604†	-92.8	7.3	-0.0023 mg/L	-0.0023 mg/L	15:20:10
1	Pb 220.353†	-85.4	8.1	-0.0029 mg/L	-0.0029 mg/L	15:20:10
1	Sb 206.836†	131.3	7.4	-0.0003 mg/L	-0.0003 mg/L	15:20:10
1	Se 196.026†	1.2	5.2	0.0078 mg/L	0.0078 mg/L	15:20:10
1	Sn 189.927†	86.9	-17.2	-0.0146 mg/L	-0.0146 mg/L	15:20:10
1	Ti 337.279†	1062.2	301.9	-0.0001 mg/L	-0.0001 mg/L	15:19:50
1	Tl 190.801†	19.3	34.4	0.0585 mg/L	0.0585 mg/L	15:20:10
1	V 292.402†	1698.9	64.9	-0.0005 mg/L	-0.0005 mg/L	15:19:50
1	Zn 213.857†	1296.2	34.5	-0.0020 mg/L	-0.0020 mg/L	15:20:10
2	Y 360.073	2190289.4	2190289.4			15:20:16
2	Ag 328.068†	-335.7	40.9	0.0003 mg/L	0.0003 mg/L	15:20:21
2	Al 237.313†	-88.8	-20.4	-0.0017 mg/L	-0.0017 mg/L	15:20:41
2	As 188.979†	-4.5	-0.4	-0.0004 mg/L	-0.0004 mg/L	15:20:41
2	B 182.528†	-21.4	15.1	0.0125 mg/L	0.0125 mg/L	15:20:41
2	Ba 233.527†	-78.7	1.4	-0.0015 mg/L	-0.0015 mg/L	15:20:41
2	Be 313.107†	2561.5	41.2	-0.0002 mg/L	-0.0002 mg/L	15:20:16
2	Ca 315.886†	5479.7	-132.4	-0.0288 mg/L	-0.0288 mg/L	15:20:21
2	Cd 228.802†	697.4	5.2	-0.0007 mg/L	-0.0007 mg/L	15:20:41
2	Co 228.616†	-246.3	3.7	-0.0023 mg/L	-0.0023 mg/L	15:20:41
2	Cr 267.716†	1717.3	-41.8	-0.0017 mg/L	-0.0017 mg/L	15:20:21
2	Cu 324.752†	2706.3	168.9	0.0027 mg/L	0.0027 mg/L	15:20:21
2	Fe 238.204†	640.7	-94.2	-0.0108 mg/L	-0.0108 mg/L	15:20:41
2	Fe 234.349†	756.7	-9.5	-0.0063 mg/L	-0.0063 mg/L	15:20:41
2	Mg 279.077†	-856.9	90.8	-0.0037 mg/L	-0.0037 mg/L	15:20:21
2	Mn 257.610†	1435.8	9.7	-0.0026 mg/L	-0.0026 mg/L	15:20:21
2	Mo 202.031†	103.3	22.5	0.0001 mg/L	0.0001 mg/L	15:20:41
2	Na 330.237†	2232.3	-60.3	0.5306 mg/L	0.5306 mg/L	15:20:21
2	Ni 231.604†	-93.9	7.9	-0.0023 mg/L	-0.0023 mg/L	15:20:41
2	Pb 220.353†	-72.8	22.1	-0.0013 mg/L	-0.0013 mg/L	15:20:41
2	Sb 206.836†	133.7	7.5	-0.0003 mg/L	-0.0003 mg/L	15:20:41
2	Se 196.026†	1.1	5.2	0.0077 mg/L	0.0077 mg/L	15:20:41
2	Sn 189.927†	89.0	-16.6	-0.0144 mg/L	-0.0144 mg/L	15:20:41
2	Ti 337.279†	983.1	205.2	-0.0003 mg/L	-0.0003 mg/L	15:20:21
2	Tl 190.801†	13.6	28.4	0.0528 mg/L	0.0528 mg/L	15:20:41
2	V 292.402†	1619.0	-43.6	-0.0010 mg/L	-0.0010 mg/L	15:20:21
2	Zn 213.857†	1291.7	7.4	-0.0023 mg/L	-0.0023 mg/L	15:20:41

Mean Data: ICCB

Analyte	Mean Corrected Intensity	Calib Conc.	Units	Std.Dev.	Sample Conc.	Units	Std.Dev.	RSD
Y 360.073	2171338.1						26801.24	1.23%
Ag 328.068†	18.9	0.0003 mg/L		0.00010	0.0003 mg/L		0.00010	39.69%
QC value within limits for Ag 328.068 Recovery = Not calculated								
Al 237.313†	-5.3	0.0001 mg/L		0.00257	0.0001 mg/L		0.00257	>999.9%
QC value within limits for Al 237.313 Recovery = Not calculated								
As 188.979†	0.8	0.0013 mg/L		0.00231	0.0013 mg/L		0.00231	180.91%
QC value within limits for As 188.979 Recovery = Not calculated								
B 182.528†	14.7	0.0122 mg/L		0.00044	0.0122 mg/L		0.00044	3.64%
QC value within limits for B 182.528 Recovery = Not calculated								
Ba 233.527†	-2.6	-0.0016 mg/L		0.00003	-0.0016 mg/L		0.00003	2.02%
QC value within limits for Ba 233.527 Recovery = Not calculated								
Be 313.107†	40.3	-0.0002 mg/L		0.00000	-0.0002 mg/L		0.00000	0.16%
QC value within limits for Be 313.107 Recovery = Not calculated								
Ca 315.886†	9.5	-0.0277 mg/L		0.00148	-0.0277 mg/L		0.00148	5.33%
QC value within limits for Ca 315.886 Recovery = Not calculated								
Cd 228.802†	17.4	-0.0006 mg/L		0.00019	-0.0006 mg/L		0.00019	35.16%
QC value within limits for Cd 228.802 Recovery = Not calculated								
Co 228.616†	-3.5	-0.0024 mg/L		0.00015	-0.0024 mg/L		0.00015	6.18%
QC value within limits for Co 228.616 Recovery = Not calculated								
Cr 267.716†	-29.6	-0.0016 mg/L		0.00013	-0.0016 mg/L		0.00013	7.82%
QC value within limits for Cr 267.716 Recovery = Not calculated								
Cu 324.752†	178.7	0.0027 mg/L		0.00006	0.0027 mg/L		0.00006	2.07%
QC value within limits for Cu 324.752 Recovery = Not calculated								
Fe 238.204†	-67.9	-0.0106 mg/L		0.00028	-0.0106 mg/L		0.00028	2.65%
QC value within limits for Fe 238.204 Recovery = Not calculated								

Fe 234.349†	-3.3	-0.0061 mg/L	0.00023	-0.0061 mg/L	0.00023	3.69%
QC value within limits for Fe 234.349 Recovery = Not calculated						
Mg 279.077†	80.4	-0.0042 mg/L	0.00080	-0.0042 mg/L	0.00080	18.81%
QC value within limits for Mg 279.077 Recovery = Not calculated						
Mn 257.610†	24.8	-0.0025 mg/L	0.00002	-0.0025 mg/L	0.00002	0.89%
QC value within limits for Mn 257.610 Recovery = Not calculated						
Mo 202.031†	30.4	0.0008 mg/L	0.00100	0.0008 mg/L	0.00100	128.81%
QC value within limits for Mo 202.031 Recovery = Not calculated						
Na 330.237†	-54.5	0.5378 mg/L	0.01021	0.5378 mg/L	0.01021	1.90%
QC value within limits for Na 330.237 Recovery = Not calculated						
Ni 231.604†	7.6	-0.0023 mg/L	0.00001	-0.0023 mg/L	0.00001	0.31%
QC value within limits for Ni 231.604 Recovery = Not calculated						
Pb 220.353†	15.1	-0.0021 mg/L	0.00114	-0.0021 mg/L	0.00114	53.38%
QC value within limits for Pb 220.353 Recovery = Not calculated						
Sb 206.836†	7.5	-0.0003 mg/L	0.00001	-0.0003 mg/L	0.00001	4.77%
QC value within limits for Sb 206.836 Recovery = Not calculated						
Se 196.026†	5.2	0.0077 mg/L	0.00007	0.0077 mg/L	0.00007	0.94%
QC value within limits for Se 196.026 Recovery = Not calculated						
Sn 189.927†	-16.9	-0.0145 mg/L	0.00015	-0.0145 mg/L	0.00015	1.05%
QC value within limits for Sn 189.927 Recovery = Not calculated						
Ti 337.279†	253.6	-0.0002 mg/L	0.00011	-0.0002 mg/L	0.00011	60.17%
QC value within limits for Ti 337.279 Recovery = Not calculated						
Tl 190.801†	31.4	0.0556 mg/L	0.00406	0.0556 mg/L	0.00406	7.30%
QC value greater than the upper limit for Tl 190.801 Recovery = Not calculated						
V 292.402†	10.7	-0.0007 mg/L	0.00035	-0.0007 mg/L	0.00035	47.20%
QC value within limits for V 292.402 Recovery = Not calculated						
Zn 213.857†	20.9	-0.0021 mg/L	0.00023	-0.0021 mg/L	0.00023	10.72%
QC value within limits for Zn 213.857 Recovery = Not calculated						
QC Failed. Continue with analysis.						

Sequence No.: 8

Sample ID: CRI1

Analyst:

Initial Sample Wt:

Dilution:

Autosampler Location: 6

Date Collected: 7/13/2006 3:22:17 PM

Data Type: Original

Initial Sample Vol:

Sample Prep Vol:

Replicate Data: CRI1

Repl#	Analyte	Net Intensity	Corrected Intensity	Calib. Conc. Units	Sample Conc. Units	Analysis Time
1	Y 360.073	2186843.7	2186843.7			15:23:51
1	Ag 328.068†	7333.8	7630.9	0.0254 mg/L	0.0254 mg/L	15:23:56
1	Al 237.313†	2015.2	2061.8	0.2475 mg/L	0.2475 mg/L	15:24:16
1	As 188.979†	32.6	36.3	0.0506 mg/L	0.0506 mg/L	15:24:16
1	B 182.528†	34.6	70.5	0.0616 mg/L	0.0616 mg/L	15:24:16
1	Ba 233.527†	9219.1	9203.4	0.0505 mg/L	0.0505 mg/L	15:23:56
1	Be 313.107†	29401.1	26608.8	0.0049 mg/L	0.0049 mg/L	15:23:51
1	Ca 315.886†	75924.5	69596.7	0.4839 mg/L	0.4839 mg/L	15:23:56
1	Cd 228.802†	2823.6	2110.6	0.0236 mg/L	0.0236 mg/L	15:24:16
1	Co 228.616†	3304.5	3517.7	0.0481 mg/L	0.0481 mg/L	15:24:16
1	Cr 267.716†	8749.1	6920.4	0.0497 mg/L	0.0497 mg/L	15:23:56
1	Cu 324.752†	15229.3	12567.4	0.0523 mg/L	0.0523 mg/L	15:23:56
1	Fe 238.204†	35436.0	34344.4	0.2500 mg/L	0.2500 mg/L	15:23:56
1	Fe 234.349†	10771.0	9903.1	0.2507 mg/L	0.2507 mg/L	15:23:56
1	Mg 279.077†	8572.0	9421.4	0.5001 mg/L	0.5001 mg/L	15:23:56
1	Mn 257.610†	51229.9	49294.0	0.0495 mg/L	0.0495 mg/L	15:23:56
1	Mo 202.031†	682.6	596.0	0.0518 mg/L	0.0518 mg/L	15:24:16
1	Na 330.237†	3914.9	1608.5	2.595 mg/L	2.595 mg/L	15:23:56
1	Ni 231.604†	2590.9	2664.9	0.0494 mg/L	0.0494 mg/L	15:24:16
1	Pb 220.353†	363.9	454.1	0.0489 mg/L	0.0489 mg/L	15:24:16
1	Sb 206.836†	321.6	193.6	0.0477 mg/L	0.0477 mg/L	15:24:16
1	Se 196.026†	62.3	65.7	0.0999 mg/L	0.0999 mg/L	15:24:16
1	Sn 189.927†	228.8	121.8	0.0351 mg/L	0.0351 mg/L	15:24:16
1	Ti 337.279†	33853.5	32739.3	0.0501 mg/L	0.0501 mg/L	15:23:56
1	Tl 190.801†	53.1	67.5	0.0901 mg/L	0.0901 mg/L	15:24:16
1	V 292.402†	13097.2	11319.1	0.0504 mg/L	0.0504 mg/L	15:23:56
1	Zn 213.857†	5535.1	4209.2	0.0479 mg/L	0.0479 mg/L	15:24:16
2	Y 360.073	2195027.3	2195027.3			15:24:22
2	Ag 328.068†	7201.3	7473.3	0.0249 mg/L	0.0249 mg/L	15:24:27
2	Al 237.313†	2020.6	2059.8	0.2473 mg/L	0.2473 mg/L	15:24:48

2	As 188.979†	33.7	37.3	0.0521 mg/L	0.0521 mg/L	15:24:48
2	B 182.528†	34.6	70.4	0.0615 mg/L	0.0615 mg/L	15:24:48
2	Ba 233.527†	9132.7	9084.2	0.0498 mg/L	0.0498 mg/L	15:24:27
2	Be 313.107†	29368.7	26468.4	0.0049 mg/L	0.0049 mg/L	15:24:22
2	Ca 315.886†	75132.9	68536.0	0.4761 mg/L	0.4761 mg/L	15:24:27
2	Cd 228.802†	2814.5	2091.2	0.0234 mg/L	0.0234 mg/L	15:24:48
2	Co 228.616†	3334.9	3535.4	0.0484 mg/L	0.0484 mg/L	15:24:48
2	Cr 267.716†	8650.3	6790.6	0.0488 mg/L	0.0488 mg/L	15:24:27
2	Cu 324.752†	14981.1	12266.4	0.0511 mg/L	0.0511 mg/L	15:24:27
2	Fe 238.204†	34967.5	33751.6	0.2455 mg/L	0.2455 mg/L	15:24:27
2	Fe 234.349†	10716.1	9809.2	0.2483 mg/L	0.2483 mg/L	15:24:27
2	Mg 279.077†	8514.8	9333.4	0.4954 mg/L	0.4954 mg/L	15:24:27
2	Mn 257.610†	50619.9	48503.6	0.0487 mg/L	0.0487 mg/L	15:24:27
2	Mo 202.031†	679.4	590.3	0.0513 mg/L	0.0513 mg/L	15:24:48
2	Na 330.237†	3922.6	1601.6	2.586 mg/L	2.586 mg/L	15:24:27
2	Ni 231.604†	2586.5	2651.0	0.0491 mg/L	0.0491 mg/L	15:24:48
2	Pb 220.353†	385.2	473.8	0.0511 mg/L	0.0511 mg/L	15:24:48
2	Sb 206.836†	320.6	191.5	0.0472 mg/L	0.0472 mg/L	15:24:48
2	Se 196.026†	59.5	62.7	0.0954 mg/L	0.0954 mg/L	15:24:48
2	Sn 189.927†	238.1	130.1	0.0381 mg/L	0.0381 mg/L	15:24:48
2	Ti 337.279†	33384.4	32151.8	0.0492 mg/L	0.0492 mg/L	15:24:27
2	Tl 190.801†	48.9	63.2	0.0860 mg/L	0.0860 mg/L	15:24:48
2	V 292.402†	12964.9	11140.3	0.0496 mg/L	0.0496 mg/L	15:24:27
2	Zn 213.857†	5523.3	4177.2	0.0475 mg/L	0.0475 mg/L	15:24:48

Mean Data: CRI1

Analyte	Mean Corrected Intensity	Calib Conc.	Units	Std.Dev.	Sample Conc.	Units	Std.Dev.	RSD
Y 360.073	2190935.5						5786.68	0.26%
Ag 328.068†	7552.1	0.0251 mg/L		0.00037	0.0251 mg/L		0.00037	1.46%
QC value within limits for Ag 328.068		Recovery = 100.51%						
Al 237.313†	2060.8	0.2474 mg/L		0.00016	0.2474 mg/L		0.00016	0.06%
QC value within limits for Al 237.313		Recovery = 98.95%						
As 188.979†	36.8	0.0513 mg/L		0.00102	0.0513 mg/L		0.00102	1.98%
QC value within limits for As 188.979		Recovery = 102.67%						
B 182.528†	70.4	0.0615 mg/L		0.00007	0.0615 mg/L		0.00007	0.11%
QC value within limits for B 182.528		Recovery = 123.03%						
Ba 233.527†	9143.8	0.0501 mg/L		0.00048	0.0501 mg/L		0.00048	0.95%
QC value within limits for Ba 233.527		Recovery = 100.24%						
Be 313.107†	26538.6	0.0049 mg/L		0.00002	0.0049 mg/L		0.00002	0.39%
QC value within limits for Be 313.107		Recovery = 98.73%						
Ca 315.886†	69066.3	0.4800 mg/L		0.00552	0.4800 mg/L		0.00552	1.15%
QC value within limits for Ca 315.886		Recovery = 96.00%						
Cd 228.802†	2100.9	0.0235 mg/L		0.00016	0.0235 mg/L		0.00016	0.69%
QC value within limits for Cd 228.802		Recovery = 93.98%						
Co 228.616†	3526.6	0.0482 mg/L		0.00018	0.0482 mg/L		0.00018	0.38%
QC value within limits for Co 228.616		Recovery = 96.45%						
Cr 267.716†	6855.5	0.0492 mg/L		0.00068	0.0492 mg/L		0.00068	1.38%
QC value within limits for Cr 267.716		Recovery = 98.48%						
Cu 324.752†	12416.9	0.0517 mg/L		0.00085	0.0517 mg/L		0.00085	1.65%
QC value within limits for Cu 324.752		Recovery = 103.45%						
Fe 238.204†	34048.0	0.2478 mg/L		0.00317	0.2478 mg/L		0.00317	1.28%
QC value within limits for Fe 238.204		Recovery = 99.11%						
Fe 234.349†	9856.1	0.2495 mg/L		0.00172	0.2495 mg/L		0.00172	0.69%
QC value within limits for Fe 234.349		Recovery = 99.81%						
Mg 279.077†	9377.4	0.4977 mg/L		0.00336	0.4977 mg/L		0.00336	0.68%
QC value within limits for Mg 279.077		Recovery = 99.55%						
Mn 257.610†	48898.8	0.0491 mg/L		0.00059	0.0491 mg/L		0.00059	1.20%
QC value within limits for Mn 257.610		Recovery = 98.21%						
Mo 202.031†	593.1	0.0515 mg/L		0.00037	0.0515 mg/L		0.00037	0.71%
QC value within limits for Mo 202.031		Recovery = 103.06%						
Na 330.237†	1605.0	2.591 mg/L		0.0060	2.591 mg/L		0.0060	0.23%
QC value within limits for Na 330.237		Recovery = 103.63%						
Ni 231.604†	2658.0	0.0493 mg/L		0.00019	0.0493 mg/L		0.00019	0.39%
QC value within limits for Ni 231.604		Recovery = 98.50%						
Pb 220.353†	464.0	0.0500 mg/L		0.00161	0.0500 mg/L		0.00161	3.21%
QC value within limits for Pb 220.353		Recovery = 100.02%						
Sb 206.836†	192.6	0.0474 mg/L		0.00039	0.0474 mg/L		0.00039	0.83%
QC value within limits for Sb 206.836		Recovery = 94.88%						
Se 196.026†	64.2	0.0977 mg/L		0.00321	0.0977 mg/L		0.00321	3.29%

QC value within limits for Se 196.026 Recovery = 97.65%
 Sn 189.927† 126.0 0.0366 mg/L 0.00209 0.0366 mg/L 0.00209 5.71%
 QC value within limits for Sn 189.927 Recovery = 73.16%
 Ti 337.279† 32445.6 0.0496 mg/L 0.00064 0.0496 mg/L 0.00064 1.29%
 QC value within limits for Ti 337.279 Recovery = 99.24%
 Tl 190.801† 65.3 0.0880 mg/L 0.00290 0.0880 mg/L 0.00290 3.29%
 QC value greater than the upper limit for Tl 190.801 Recovery = 176.04%
 V 292.402† 11229.7 0.0500 mg/L 0.00057 0.0500 mg/L 0.00057 1.14%
 QC value within limits for V 292.402 Recovery = 100.02%
 Zn 213.857† 4193.2 0.0477 mg/L 0.00027 0.0477 mg/L 0.00027 0.57%
 QC value within limits for Zn 213.857 Recovery = 95.37%
 QC Failed. Continue with analysis.

Sequence No.: 9

Autosampler Location: 7

Sample ID: CRI2

Date Collected: 7/13/2006 3:26:27 PM

Analyst:

Data Type: Original

Initial Sample Wt:

Initial Sample Vol:

Dilution:

Sample Prep Vol:

Replicate Data: CRI2

Repl#	Analyte	Net Intensity	Corrected Intensity	Calib. Conc. Units	Sample Conc. Units	Analysis Time
1	Y 360.073	2151558.3	2151558.3			15:28:01
1	Ag 328.068†	2566.7	2954.5	0.0100 mg/L	0.0100 mg/L	15:28:06
1	Al 237.313†	729.6	801.3	0.0966 mg/L	0.0966 mg/L	15:28:27
1	As 188.979†	9.7	13.8	0.0195 mg/L	0.0195 mg/L	15:28:27
1	B 182.528†	-7.8	28.5	0.0244 mg/L	0.0244 mg/L	15:28:27
1	Ba 233.527†	3479.4	3579.2	0.0187 mg/L	0.0187 mg/L	15:28:27
1	Be 313.107†	12942.4	10529.5	0.0019 mg/L	0.0019 mg/L	15:28:01
1	Ca 315.886†	33139.5	27789.5	0.1765 mg/L	0.1765 mg/L	15:28:06
1	Cd 228.802†	1533.5	858.7	0.0092 mg/L	0.0092 mg/L	15:28:27
1	Co 228.616†	1134.5	1388.4	0.0176 mg/L	0.0176 mg/L	15:28:27
1	Cr 267.716†	4395.7	2683.0	0.0184 mg/L	0.0184 mg/L	15:28:06
1	Cu 324.752†	7341.8	4880.1	0.0215 mg/L	0.0215 mg/L	15:28:06
1	Fe 238.204†	14120.2	13476.9	0.0920 mg/L	0.0920 mg/L	15:28:06
1	Fe 234.349†	4663.8	3934.3	0.0960 mg/L	0.0960 mg/L	15:28:06
1	Mg 279.077†	2731.0	3684.7	0.1904 mg/L	0.1904 mg/L	15:28:06
1	Mn 257.610†	20758.6	19473.0	0.0180 mg/L	0.0180 mg/L	15:28:06
1	Mo 202.031†	324.6	246.9	0.0203 mg/L	0.0203 mg/L	15:28:27
1	Na 330.237†	2922.1	673.3	1.438 mg/L	1.438 mg/L	15:28:06
1	Ni 231.604†	950.3	1056.5	0.0181 mg/L	0.0181 mg/L	15:28:27
1	Pb 220.353†	92.3	186.9	0.0178 mg/L	0.0178 mg/L	15:28:27
1	Sb 206.836†	207.2	83.8	0.0194 mg/L	0.0194 mg/L	15:28:27
1	Se 196.026†	22.0	26.2	0.0397 mg/L	0.0397 mg/L	15:28:27
1	Sn 189.927†	143.0	39.2	0.0056 mg/L	0.0056 mg/L	15:28:27
1	Ti 337.279†	18870.4	18216.5	0.0276 mg/L	0.0276 mg/L	15:28:06
1	Tl 190.801†	19.7	34.8	0.0589 mg/L	0.0589 mg/L	15:28:27
1	V 292.402†	6087.7	4480.5	0.0195 mg/L	0.0195 mg/L	15:28:06
1	Zn 213.857†	2882.4	1630.6	0.0171 mg/L	0.0171 mg/L	15:28:27
2	Y 360.073	2170865.3	2170865.3			15:28:33
2	Ag 328.068†	2662.1	3026.7	0.0102 mg/L	0.0102 mg/L	15:28:38
2	Al 237.313†	755.1	820.2	0.0989 mg/L	0.0989 mg/L	15:28:58
2	As 188.979†	7.9	11.9	0.0168 mg/L	0.0168 mg/L	15:28:58
2	B 182.528†	-0.9	35.4	0.0304 mg/L	0.0304 mg/L	15:28:58
2	Ba 233.527†	3477.1	3545.8	0.0185 mg/L	0.0185 mg/L	15:28:58
2	Be 313.107†	12907.6	10378.9	0.0018 mg/L	0.0018 mg/L	15:28:33
2	Ca 315.886†	33260.1	27613.1	0.1752 mg/L	0.1752 mg/L	15:28:38
2	Cd 228.802†	1530.8	842.2	0.0090 mg/L	0.0090 mg/L	15:28:58
2	Co 228.616†	1113.4	1357.2	0.0171 mg/L	0.0171 mg/L	15:28:58
2	Cr 267.716†	4467.9	2715.7	0.0187 mg/L	0.0187 mg/L	15:28:38
2	Cu 324.752†	7480.7	4952.9	0.0218 mg/L	0.0218 mg/L	15:28:38
2	Fe 238.204†	14208.3	13438.4	0.0917 mg/L	0.0917 mg/L	15:28:38
2	Fe 234.349†	4673.3	3902.0	0.0951 mg/L	0.0951 mg/L	15:28:38
2	Mg 279.077†	2846.4	3775.4	0.1953 mg/L	0.1953 mg/L	15:28:38
2	Mn 257.610†	20925.3	19453.5	0.0180 mg/L	0.0180 mg/L	15:28:38
2	Mo 202.031†	322.1	241.5	0.0198 mg/L	0.0198 mg/L	15:28:58
2	Na 330.237†	2910.5	635.6	1.392 mg/L	1.392 mg/L	15:28:38
2	Ni 231.604†	932.0	1029.8	0.0176 mg/L	0.0176 mg/L	15:28:58
2	Pb 220.353†	85.0	178.7	0.0169 mg/L	0.0169 mg/L	15:28:58

2	Sb 206.836†	203.1	77.9	0.0179 mg/L	0.0179 mg/L	15:28:58
2	Se 196.026†	21.3	25.3	0.0383 mg/L	0.0383 mg/L	15:28:58
2	Sn 189.927†	139.6	34.5	0.0039 mg/L	0.0039 mg/L	15:28:58
2	Ti 337.279†	13640.2	12833.1	0.0193 mg/L	0.0193 mg/L	15:28:38
2	Tl 190.801†	17.0	31.9	0.0562 mg/L	0.0562 mg/L	15:28:58
2	V 292.402†	6155.0	4493.1	0.0195 mg/L	0.0195 mg/L	15:28:38
2	Zn 213.857†	2884.6	1607.1	0.0168 mg/L	0.0168 mg/L	15:28:58

Mean Data: CRI2

Analyte	Mean Corrected Intensity	Calib Conc.	Units	Std.Dev.	Sample Conc.	Units	Std.Dev.	RSD
Y 360.073	2161211.8						13652.12	0.63%
Ag 328.068†	2990.6	0.0101 mg/L		0.00017	0.0101 mg/L		0.00017	1.67%
QC value	within limits for Ag 328.068 Recovery = 100.69%							
Al 237.313†	810.8	0.0977 mg/L		0.00161	0.0977 mg/L		0.00161	1.64%
QC value	within limits for Al 237.313 Recovery = 97.74%							
As 188.979†	12.9	0.0181 mg/L		0.00190	0.0181 mg/L		0.00190	10.46%
QC value	within limits for As 188.979 Recovery = 90.61%							
B 182.528†	31.9	0.0274 mg/L		0.00431	0.0274 mg/L		0.00431	15.72%
QC value	greater than the upper limit for B 182.528 Recovery = 137.01%							
Ba 233.527†	3562.5	0.0186 mg/L		0.00013	0.0186 mg/L		0.00013	0.72%
QC value	within limits for Ba 233.527 Recovery = 92.89%							
Be 313.107†	10454.2	0.0018 mg/L		0.00002	0.0018 mg/L		0.00002	1.10%
QC value	within limits for Be 313.107 Recovery = 92.21%							
Ca 315.886†	27701.3	0.1759 mg/L		0.00092	0.1759 mg/L		0.00092	0.52%
QC value	within limits for Ca 315.886 Recovery = 87.94%							
Cd 228.802†	850.4	0.0091 mg/L		0.00013	0.0091 mg/L		0.00013	1.42%
QC value	within limits for Cd 228.802 Recovery = 90.73%							
Co 228.616†	1372.8	0.0173 mg/L		0.00031	0.0173 mg/L		0.00031	1.76%
QC value	within limits for Co 228.616 Recovery = 86.72%							
Cr 267.716†	2699.4	0.0185 mg/L		0.00017	0.0185 mg/L		0.00017	0.92%
QC value	within limits for Cr 267.716 Recovery = 92.69%							
Cu 324.752†	4916.5	0.0217 mg/L		0.00020	0.0217 mg/L		0.00020	0.94%
QC value	within limits for Cu 324.752 Recovery = 108.40%							
Fe 238.204†	13457.6	0.0918 mg/L		0.00021	0.0918 mg/L		0.00021	0.22%
QC value	within limits for Fe 238.204 Recovery = 91.81%							
Fe 234.349†	3918.2	0.0956 mg/L		0.00059	0.0956 mg/L		0.00059	0.62%
QC value	within limits for Fe 234.349 Recovery = 95.57%							
Mg 279.077†	3730.1	0.1928 mg/L		0.00346	0.1928 mg/L		0.00346	1.80%
QC value	within limits for Mg 279.077 Recovery = 96.41%							
Mn 257.610†	19463.2	0.0180 mg/L		0.00001	0.0180 mg/L		0.00001	0.08%
QC value	within limits for Mn 257.610 Recovery = 89.99%							
Mo 202.031†	244.2	0.0201 mg/L		0.00035	0.0201 mg/L		0.00035	1.73%
QC value	within limits for Mo 202.031 Recovery = 100.33%							
Na 330.237†	654.4	1.415 mg/L		0.0330	1.415 mg/L		0.0330	2.33%
QC value	greater than the upper limit for Na 330.237 Recovery = 141.49%							
Ni 231.604†	1043.2	0.0179 mg/L		0.00037	0.0179 mg/L		0.00037	2.05%
QC value	within limits for Ni 231.604 Recovery = 89.30%							
Pb 220.353†	182.8	0.0173 mg/L		0.00067	0.0173 mg/L		0.00067	3.88%
QC value	within limits for Pb 220.353 Recovery = 86.74%							
Sb 206.836†	80.9	0.0186 mg/L		0.00110	0.0186 mg/L		0.00110	5.91%
QC value	within limits for Sb 206.836 Recovery = 93.20%							
Se 196.026†	25.7	0.0390 mg/L		0.00097	0.0390 mg/L		0.00097	2.49%
QC value	within limits for Se 196.026 Recovery = 97.49%							
Sn 189.927†	36.9	0.0048 mg/L		0.00119	0.0048 mg/L		0.00119	25.12%
QC value	less than the lower limit for Sn 189.927 Recovery = 23.75%							
Ti 337.279†	15524.8	0.0234 mg/L		0.00589	0.0234 mg/L		0.00589	25.11%
QC value	within limits for Ti 337.279 Recovery = 117.23%							
Tl 190.801†	33.3	0.0575 mg/L		0.00192	0.0575 mg/L		0.00192	3.34%
QC value	greater than the upper limit for Tl 190.801 Recovery = 287.59%							
V 292.402†	4486.8	0.0195 mg/L		0.00005	0.0195 mg/L		0.00005	0.24%
QC value	within limits for V 292.402 Recovery = 97.54%							
Zn 213.857†	1618.8	0.0169 mg/L		0.00020	0.0169 mg/L		0.00020	1.20%
QC value	within limits for Zn 213.857 Recovery = 84.70%							
QC Failed. Continue with analysis.								

Sequence No. : 10

Sample ID: CRI3

Analyst:

Autosampler Location: 8

Date Collected: 7/13/2006 3:30:37 PM

Data Type: Original

Initial Sample Wt:
Dilution:Initial Sample Vol:
Sample Prep Vol:-----
Replicate Data: CRI3

Repl#	Analyte	Net Intensity	Corrected Intensity	Calib. Conc. Units	Sample Conc. Units	Analysis Time
1	Y 360.073	2181385.1	2181385.1			15:32:12
1	Ag 328.068†	1110.8	1474.7	0.0051 mg/L	0.0051 mg/L	15:32:17
1	Al 237.313†	343.3	408.0	0.0496 mg/L	0.0496 mg/L	15:32:37
1	As 188.979†	1.9	5.9	0.0084 mg/L	0.0084 mg/L	15:32:37
1	B 182.528†	-23.7	12.8	0.0104 mg/L	0.0104 mg/L	15:32:37
1	Ba 233.527†	1669.0	1735.1	0.0083 mg/L	0.0083 mg/L	15:32:37
1	Be 313.107†	7614.3	5064.9	0.0008 mg/L	0.0008 mg/L	15:32:12
1	Ca 315.886†	19368.6	13670.1	0.0727 mg/L	0.0727 mg/L	15:32:17
1	Cd 228.802†	1100.0	407.4	0.0040 mg/L	0.0040 mg/L	15:32:37
1	Co 228.616†	452.2	695.8	0.0076 mg/L	0.0076 mg/L	15:32:37
1	Cr 267.716†	3095.0	1332.0	0.0084 mg/L	0.0084 mg/L	15:32:17
1	Cu 324.752†	4904.0	2360.4	0.0114 mg/L	0.0114 mg/L	15:32:17
1	Fe 238.204†	7445.9	6660.4	0.0403 mg/L	0.0403 mg/L	15:32:17
1	Fe 234.349†	2715.3	1936.9	0.0442 mg/L	0.0442 mg/L	15:32:37
1	Mg 279.077†	911.6	1842.0	0.0909 mg/L	0.0909 mg/L	15:32:17
1	Mn 257.610†	11183.5	9687.0	0.0077 mg/L	0.0077 mg/L	15:32:17
1	Mo 202.031†	197.6	116.5	0.0085 mg/L	0.0085 mg/L	15:32:37
1	Na 330.237†	2638.7	351.9	1.041 mg/L	1.041 mg/L	15:32:17
1	Ni 231.604†	398.7	496.2	0.0072 mg/L	0.0072 mg/L	15:32:37
1	Pb 220.353†	9.7	103.6	0.0081 mg/L	0.0081 mg/L	15:32:37
1	Sb 206.836†	169.4	43.5	0.0090 mg/L	0.0090 mg/L	15:32:37
1	Se 196.026†	7.5	11.5	0.0173 mg/L	0.0173 mg/L	15:32:37
1	Sn 189.927†	115.8	10.3	-0.0048 mg/L	-0.0048 mg/L	15:32:37
1	Ti 337.279†	7261.2	6438.4	0.0094 mg/L	0.0094 mg/L	15:32:17
1	Tl 190.801†	8.6	23.4	0.0481 mg/L	0.0481 mg/L	15:32:37
1	V 292.402†	3926.5	2252.4	0.0094 mg/L	0.0094 mg/L	15:32:17
1	Zn 213.857†	2084.4	799.2	0.0072 mg/L	0.0072 mg/L	15:32:37
2	Y 360.073	2176440.1	2176440.1			15:32:43
2	Ag 328.068†	1068.2	1434.8	0.0049 mg/L	0.0049 mg/L	15:32:48
2	Al 237.313†	364.6	429.9	0.0522 mg/L	0.0522 mg/L	15:33:09
2	As 188.979†	1.3	5.3	0.0076 mg/L	0.0076 mg/L	15:33:09
2	B 182.528†	-18.0	18.4	0.0154 mg/L	0.0154 mg/L	15:33:09
2	Ba 233.527†	1681.6	1751.4	0.0083 mg/L	0.0083 mg/L	15:33:09
2	Be 313.107†	7713.7	5181.0	0.0008 mg/L	0.0008 mg/L	15:32:43
2	Ca 315.886†	19192.8	13538.9	0.0718 mg/L	0.0718 mg/L	15:32:48
2	Cd 228.802†	1119.0	428.8	0.0042 mg/L	0.0042 mg/L	15:33:09
2	Co 228.616†	425.4	670.2	0.0073 mg/L	0.0073 mg/L	15:33:09
2	Cr 267.716†	3158.0	1401.7	0.0090 mg/L	0.0090 mg/L	15:32:48
2	Cu 324.752†	4834.6	2302.4	0.0112 mg/L	0.0112 mg/L	15:32:48
2	Fe 238.204†	7379.2	6610.9	0.0399 mg/L	0.0399 mg/L	15:32:48
2	Fe 234.349†	2663.8	1891.8	0.0430 mg/L	0.0430 mg/L	15:33:09
2	Mg 279.077†	904.1	1836.6	0.0906 mg/L	0.0906 mg/L	15:32:48
2	Mn 257.610†	10957.3	9487.3	0.0075 mg/L	0.0075 mg/L	15:32:48
2	Mo 202.031†	194.4	113.7	0.0083 mg/L	0.0083 mg/L	15:33:09
2	Na 330.237†	2575.3	294.8	0.9699 mg/L	0.9699 mg/L	15:32:48
2	Ni 231.604†	409.6	507.9	0.0075 mg/L	0.0075 mg/L	15:33:09
2	Pb 220.353†	6.2	100.2	0.0077 mg/L	0.0077 mg/L	15:33:09
2	Sb 206.836†	157.1	31.6	0.0059 mg/L	0.0059 mg/L	15:33:09
2	Se 196.026†	9.6	13.6	0.0205 mg/L	0.0205 mg/L	15:33:09
2	Sn 189.927†	101.4	-3.8	-0.0098 mg/L	-0.0098 mg/L	15:33:09
2	Ti 337.279†	7166.6	6360.7	0.0093 mg/L	0.0093 mg/L	15:32:48
2	Tl 190.801†	11.6	26.5	0.0510 mg/L	0.0510 mg/L	15:33:09
2	V 292.402†	3884.0	2219.0	0.0093 mg/L	0.0093 mg/L	15:32:48
2	Zn 213.857†	2097.9	817.3	0.0074 mg/L	0.0074 mg/L	15:33:09

Mean Data: CRI3

Analyte	Mean Corrected Intensity	Calib Conc. Units	Std.Dev.	Sample Conc. Units	Std.Dev.	RSD
Y 360.073	2178912.6				3496.61	0.16%
Ag 328.068†	1454.7	0.0050 mg/L	0.00009	0.0050 mg/L	0.00009	1.86%
QC value within limits for Ag 328.068 Recovery = 99.97%						
Al 237.313†	419.0	0.0509 mg/L	0.00188	0.0509 mg/L	0.00188	3.69%
QC value within limits for Al 237.313 Recovery = 101.76%						

As 188.979†	5.6	0.0080 mg/L	0.00061	0.0080 mg/L	0.00061	7.60%
QC value within limits for As 188.979 Recovery = 79.84%						
B 182.528†	15.6	0.0129 mg/L	0.00351	0.0129 mg/L	0.00351	27.15%
QC value within limits for B 182.528 Recovery = 129.30%						
Ba 233.527†	1743.2	0.0083 mg/L	0.00007	0.0083 mg/L	0.00007	0.79%
QC value within limits for Ba 233.527 Recovery = 82.97%						
Be 313.107†	5122.9	0.0008 mg/L	0.00002	0.0008 mg/L	0.00002	1.93%
QC value within limits for Be 313.107 Recovery = 81.95%						
Ca 315.886†	13604.5	0.0722 mg/L	0.00068	0.0722 mg/L	0.00068	0.94%
QC value within limits for Ca 315.886 Recovery = 72.23%						
Cd 228.802†	418.1	0.0041 mg/L	0.00018	0.0041 mg/L	0.00018	4.37%
QC value within limits for Cd 228.802 Recovery = 81.66%						
Co 228.616†	683.0	0.0075 mg/L	0.00026	0.0075 mg/L	0.00026	3.49%
QC value within limits for Co 228.616 Recovery = 74.63%						
Cr 267.716†	1366.8	0.0087 mg/L	0.00036	0.0087 mg/L	0.00036	4.19%
QC value within limits for Cr 267.716 Recovery = 86.93%						
Cu 324.752†	2331.4	0.0113 mg/L	0.00016	0.0113 mg/L	0.00016	1.45%
QC value within limits for Cu 324.752 Recovery = 113.23%						
Fe 238.204†	6635.7	0.0401 mg/L	0.00027	0.0401 mg/L	0.00027	0.66%
QC value within limits for Fe 238.204 Recovery = 80.27%						
Fe 234.349†	1914.3	0.0436 mg/L	0.00083	0.0436 mg/L	0.00083	1.90%
QC value within limits for Fe 234.349 Recovery = 87.22%						
Mg 279.077†	1839.3	0.0907 mg/L	0.00020	0.0907 mg/L	0.00020	0.22%
QC value within limits for Mg 279.077 Recovery = 90.74%						
Mn 257.610†	9587.2	0.0076 mg/L	0.00015	0.0076 mg/L	0.00015	1.97%
QC value within limits for Mn 257.610 Recovery = 75.62%						
Mo 202.031†	115.1	0.0084 mg/L	0.00018	0.0084 mg/L	0.00018	2.10%
QC value within limits for Mo 202.031 Recovery = 84.24%						
Na 330.237†	323.4	1.005 mg/L	0.0499	1.005 mg/L	0.0499	4.97%
QC value greater than the upper limit for Na 330.237 Recovery = 201.04%						
Ni 231.604†	502.0	0.0073 mg/L	0.00016	0.0073 mg/L	0.00016	2.20%
QC value within limits for Ni 231.604 Recovery = 73.41%						
Pb 220.353†	101.9	0.0079 mg/L	0.00028	0.0079 mg/L	0.00028	3.55%
QC value within limits for Pb 220.353 Recovery = 79.35%						
Sb 206.836†	37.6	0.0074 mg/L	0.00220	0.0074 mg/L	0.00220	29.54%
QC value within limits for Sb 206.836 Recovery = 74.43%						
Se 196.026†	12.5	0.0189 mg/L	0.00223	0.0189 mg/L	0.00223	11.83%
QC value within limits for Se 196.026 Recovery = 94.42%						
Sn 189.927†	3.2	-0.0073 mg/L	0.00353	-0.0073 mg/L	0.00353	48.57%
QC value less than the lower limit for Sn 189.927 Recovery = -72.76%						
Ti 337.279†	6399.5	0.0093 mg/L	0.00009	0.0093 mg/L	0.00009	0.91%
QC value within limits for Ti 337.279 Recovery = 93.31%						
Tl 190.801†	25.0	0.0495 mg/L	0.00207	0.0495 mg/L	0.00207	4.17%
QC value greater than the upper limit for Tl 190.801 Recovery = 495.28%						
V 292.402†	2235.7	0.0093 mg/L	0.00010	0.0093 mg/L	0.00010	1.11%
QC value within limits for V 292.402 Recovery = 93.34%						
Zn 213.857†	808.2	0.0073 mg/L	0.00015	0.0073 mg/L	0.00015	2.11%
QC value within limits for Zn 213.857 Recovery = 72.59%						
QC Failed. Continue with analysis.						

Sequence No.: 11
 Sample ID: ICSA
 Analyst:
 Initial Sample Wt:
 Dilution:

Autosampler Location: 106
 Date Collected: 7/13/2006 3:34:49 PM
 Data Type: Original
 Initial Sample Vol:
 Sample Prep Vol:

Replicate Data: ICSA

Repl#	Analyte	Net Intensity	Corrected Intensity	Calib. Conc. Units	Sample Conc. Units	Analysis Time
1	Y 360.073	2133168.4	2133168.4			15:36:37
1	Ag 328.068†	-678.2	-315.6	-0.0008 mg/L	-0.0008 mg/L	15:36:43
1	Al 237.313†	1977899.9	2006889.3	241.5 mg/L	241.5 mg/L	15:36:37
1	As 188.979†	3.1	7.2	0.0102 mg/L	0.0102 mg/L	15:37:03
1	B 182.528†	-51.5	-16.0	-0.0150 mg/L	-0.0150 mg/L	15:37:03
1	Ba 233.527†	486.8	573.1	0.0017 mg/L	0.0017 mg/L	15:37:03
1	Be 313.107†	-528.6	-3026.2	-0.0005 mg/L	-0.0005 mg/L	15:36:43
1	Ca 315.886†	31723867.5	32182205.4	236.6 mg/L	236.6 mg/L	15:36:30
1	Cd 228.802†	776.6	104.0	-0.0015 mg/L	-0.0015 mg/L	15:37:03
1	Co 228.616†	-186.0	58.4	-0.0015 mg/L	-0.0015 mg/L	15:37:03

1	Cr 267.716†	1676.4	-37.9	0.0028 mg/L	0.0028 mg/L	15:37:03
1	Cu 324.752†	1540.6	-942.2	-0.0018 mg/L	-0.0018 mg/L	15:36:43
1	Fe 238.204†	11093124.4	11254607.3	85.21 mg/L	85.21 mg/L	15:36:30
1	Fe 234.349†	3418735.0	3467968.6	90.08 mg/L	90.08 mg/L	15:36:37
1	Mg 279.077†	4299526.4	4363334.2	235.5 mg/L	235.5 mg/L	15:36:37
1	Mn 257.610†	5121.9	3787.7	0.0045 mg/L	0.0045 mg/L	15:36:43
1	Mo 202.031†	-66.5	-147.1	-0.0089 mg/L	-0.0089 mg/L	15:37:03
1	Na 330.237†	1853.0	-386.1	0.4953 mg/L	0.4953 mg/L	15:36:43
1	Ni 231.604†	-175.8	-77.7	-0.0039 mg/L	-0.0039 mg/L	15:37:03
1	Pb 220.353†	-309.1	-219.7	-0.0130 mg/L	-0.0130 mg/L	15:37:03
1	Sb 206.836†	163.6	41.3	0.0086 mg/L	0.0086 mg/L	15:37:03
1	Se 196.026†	-11.5	-7.6	-0.0118 mg/L	-0.0118 mg/L	15:37:03
1	Sn 189.927†	39.6	-64.4	-0.0314 mg/L	-0.0314 mg/L	15:37:03
1	Ti 337.279†	4144.7	3439.1	0.0048 mg/L	0.0048 mg/L	15:36:43
1	Tl 190.801†	-17.2	-2.5	0.0234 mg/L	0.0234 mg/L	15:37:03
1	V 292.402†	-46.0	-1690.1	-0.0084 mg/L	-0.0084 mg/L	15:37:03
1	Zn 213.857†	3893.6	2681.6	0.0299 mg/L	0.0299 mg/L	15:37:03
2	Y 360.073	2143440.3	2143440.3			15:37:23
2	Ag 328.068†	-723.7	-358.2	-0.0010 mg/L	-0.0010 mg/L	15:37:28
2	Al 237.313†	1991329.1	2010832.4	241.9 mg/L	241.9 mg/L	15:37:23
2	As 188.979†	0.7	4.7	0.0068 mg/L	0.0068 mg/L	15:37:48
2	B 182.528†	-62.2	-26.5	-0.0244 mg/L	-0.0244 mg/L	15:37:48
2	Ba 233.527†	522.7	606.9	0.0019 mg/L	0.0019 mg/L	15:37:48
2	Be 313.107†	-513.4	-3008.4	-0.0005 mg/L	-0.0005 mg/L	15:37:28
2	Ca 315.886†	32218518.1	32527432.2	239.1 mg/L	239.1 mg/L	15:37:15
2	Cd 228.802†	773.3	96.9	-0.0015 mg/L	-0.0015 mg/L	15:37:48
2	Co 228.616†	-196.8	48.4	-0.0016 mg/L	-0.0016 mg/L	15:37:48
2	Cr 267.716†	1525.5	-198.4	0.0016 mg/L	0.0016 mg/L	15:37:48
2	Cu 324.752†	1532.1	-958.4	-0.0019 mg/L	-0.0019 mg/L	15:37:28
2	Fe 238.204†	11246653.3	11355696.4	85.98 mg/L	85.98 mg/L	15:37:15
2	Fe 234.349†	3436306.2	3469088.2	90.11 mg/L	90.11 mg/L	15:37:23
2	Mg 279.077†	4325789.1	4368947.5	235.8 mg/L	235.8 mg/L	15:37:23
2	Mn 257.610†	5157.6	3798.8	0.0045 mg/L	0.0045 mg/L	15:37:28
2	Mo 202.031†	-52.7	-132.8	-0.0076 mg/L	-0.0076 mg/L	15:37:48
2	Na 330.237†	1819.9	-428.5	0.4430 mg/L	0.4430 mg/L	15:37:28
2	Ni 231.604†	-150.4	-51.3	-0.0034 mg/L	-0.0034 mg/L	15:37:48
2	Pb 220.353†	-318.1	-227.3	-0.0139 mg/L	-0.0139 mg/L	15:37:48
2	Sb 206.836†	159.6	36.5	0.0073 mg/L	0.0073 mg/L	15:37:48
2	Se 196.026†	-7.7	-3.7	-0.0059 mg/L	-0.0059 mg/L	15:37:48
2	Sn 189.927†	41.7	-62.5	-0.0307 mg/L	-0.0307 mg/L	15:37:48
2	Ti 337.279†	4130.9	3405.1	0.0047 mg/L	0.0047 mg/L	15:37:28
2	Tl 190.801†	-5.5	9.4	0.0348 mg/L	0.0348 mg/L	15:37:48
2	V 292.402†	-2.8	-1646.3	-0.0082 mg/L	-0.0082 mg/L	15:37:48
2	Zn 213.857†	3884.5	2653.5	0.0295 mg/L	0.0295 mg/L	15:37:48

Mean Data: ICSA

Analyte	Mean Corrected Intensity	Calib Conc. Units	Std.Dev.	Sample Conc. Units	Std.Dev.	RSD
Y 360.073	2138304.3				7263.33	0.34%
Ag 328.068†	-336.9	-0.0009 mg/L	0.00010	-0.0009 mg/L	0.00010	10.84%
QC value within limits for Ag 328.068 Recovery = Not calculated						
Al 237.313†	2008860.8	241.7 mg/L	0.34	241.7 mg/L	0.34	0.14%
QC value within limits for Al 237.313 Recovery = 96.68%						
As 188.979†	6.0	0.0085 mg/L	0.00242	0.0085 mg/L	0.00242	28.31%
QC value within limits for As 188.979 Recovery = Not calculated						
B 182.528†	-21.3	-0.0197 mg/L	0.00660	-0.0197 mg/L	0.00660	33.49%
QC value within limits for B 182.528 Recovery = Not calculated						
Ba 233.527†	590.0	0.0018 mg/L	0.00014	0.0018 mg/L	0.00014	7.56%
QC value within limits for Ba 233.527 Recovery = Not calculated						
Be 313.107†	-3017.3	-0.0005 mg/L	0.00000	-0.0005 mg/L	0.00000	0.51%
QC value within limits for Be 313.107 Recovery = Not calculated						
Ca 315.886†	32354818.8	237.8 mg/L	1.79	237.8 mg/L	1.79	0.75%
QC value within limits for Ca 315.886 Recovery = 95.14%						
Cd 228.802†	100.4	-0.0015 mg/L	0.00005	-0.0015 mg/L	0.00005	3.43%
QC value within limits for Cd 228.802 Recovery = Not calculated						
Co 228.616†	53.4	-0.0016 mg/L	0.00010	-0.0016 mg/L	0.00010	6.45%
QC value within limits for Co 228.616 Recovery = Not calculated						
Cr 267.716†	-118.1	0.0022 mg/L	0.00084	0.0022 mg/L	0.00084	37.63%
QC value within limits for Cr 267.716 Recovery = Not calculated						
Cu 324.752†	-950.3	-0.0018 mg/L	0.00005	-0.0018 mg/L	0.00005	2.51%

Fe	238.204†	11305151.8	85.60 mg/L	0.541	85.60 mg/L	0.541	0.63%
QC value within limits for Cu 324.752 Recovery = Not calculated							
Fe	234.349†	3468528.4	90.10 mg/L	0.021	90.10 mg/L	0.021	0.02%
QC value within limits for Fe 238.204 Recovery = 85.60%							
Mg	279.077†	4366140.8	235.7 mg/L	0.21	235.7 mg/L	0.21	0.09%
QC value within limits for Fe 234.349 Recovery = 90.10%							
Mn	257.610†	3793.2	0.0045 mg/L	0.00001	0.0045 mg/L	0.00001	0.20%
QC value within limits for Mg 279.077 Recovery = 94.28%							
Mo	202.031†	-140.0	-0.0083 mg/L	0.00091	-0.0083 mg/L	0.00091	10.98%
QC value within limits for Mn 257.610 Recovery = Not calculated							
Na	330.237†	-407.3	0.4692 mg/L	0.03700	0.4692 mg/L	0.03700	7.89%
QC value within limits for Mo 202.031 Recovery = Not calculated							
Ni	231.604†	-64.5	-0.0037 mg/L	0.00036	-0.0037 mg/L	0.00036	9.90%
QC value within limits for Na 330.237 Recovery = Not calculated							
Pb	220.353†	-223.5	-0.0134 mg/L	0.00059	-0.0134 mg/L	0.00059	4.41%
QC value less than the lower limit for Ni 231.604 Recovery = Not calculated							
Sb	206.836†	38.9	0.0080 mg/L	0.00088	0.0080 mg/L	0.00088	11.05%
QC value within limits for Pb 220.353 Recovery = Not calculated							
Se	196.026†	-5.7	-0.0089 mg/L	0.00417	-0.0089 mg/L	0.00417	46.94%
QC value within limits for Sb 206.836 Recovery = Not calculated							
Sn	189.927†	-63.5	-0.0311 mg/L	0.00049	-0.0311 mg/L	0.00049	1.58%
QC value within limits for Se 196.026 Recovery = Not calculated							
Ti	337.279†	3422.1	0.0047 mg/L	0.00004	0.0047 mg/L	0.00004	0.79%
QC value within limits for Sn 189.927 Recovery = Not calculated							
Tl	190.801†	3.4	0.0291 mg/L	0.00803	0.0291 mg/L	0.00803	27.60%
QC value within limits for Ti 337.279 Recovery = Not calculated							
V	292.402†	-1668.2	-0.0083 mg/L	0.00013	-0.0083 mg/L	0.00013	1.60%
QC value within limits for Tl 190.801 Recovery = Not calculated							
Zn	213.857†	2667.6	0.0297 mg/L	0.00024	0.0297 mg/L	0.00024	0.81%
QC value within limits for V 292.402 Recovery = Not calculated							
QC Failed. Continue with analysis.							

Sequence No.: 12
 Sample ID: ICSAB
 Analyst:
 Initial Sample Wt:
 Dilution:

Autosampler Location: 105
 Date Collected: 7/13/2006 3:39:27 PM
 Data Type: Original
 Initial Sample Vol:
 Sample Prep Vol:

Replicate Data: ICSAB

Repl#	Analyte	Net Intensity	Corrected Intensity	Calib. Conc. Units	Sample Conc. Units	Analysis Time
1	Y 360.073	2122814.3	2122814.3			15:41:16
1	Ag 328.068†	150321.8	153636.4	0.5073 mg/L	0.5073 mg/L	15:41:21
1	Al 237.313†	1958877.4	1997282.8	240.3 mg/L	240.3 mg/L	15:41:16
1	As 188.979†	1.0	5.0	0.0071 mg/L	0.0071 mg/L	15:41:42
1	B 182.528†	-56.0	-20.8	-0.0193 mg/L	-0.0193 mg/L	15:41:42
1	Ba 233.527†	41819.4	42117.0	0.2399 mg/L	0.2399 mg/L	15:41:21
1	Be 313.107†	1269163.3	1291512.7	0.2483 mg/L	0.2483 mg/L	15:41:16
1	Ca 315.886†	32024409.5	32645625.9	240.0 mg/L	240.0 mg/L	15:41:08
1	Cd 228.802†	38796.3	38871.7	0.4497 mg/L	0.4497 mg/L	15:41:21
1	Co 228.616†	14964.4	15504.4	0.2203 mg/L	0.2203 mg/L	15:41:42
1	Cr 267.716†	33393.8	32308.6	0.2417 mg/L	0.2417 mg/L	15:41:21
1	Cu 324.752†	58686.5	57329.7	0.2315 mg/L	0.2315 mg/L	15:41:21
1	Fe 238.204†	11183939.6	11402098.0	86.33 mg/L	86.33 mg/L	15:41:08
1	Fe 234.349†	3395536.3	3461234.6	89.90 mg/L	89.90 mg/L	15:41:16
1	Mg 279.077†	4270950.3	4355476.5	235.1 mg/L	235.1 mg/L	15:41:16
1	Mn 257.610†	224407.0	227389.9	0.2407 mg/L	0.2407 mg/L	15:41:21
1	Mo 202.031†	-67.1	-148.0	-0.0088 mg/L	-0.0088 mg/L	15:41:42
1	Na 330.237†	1892.7	-336.5	0.5252 mg/L	0.5252 mg/L	15:41:21
1	Ni 231.604†	22529.2	23070.7	0.4462 mg/L	0.4462 mg/L	15:41:42
1	Pb 220.353†	3711.5	3878.2	0.4611 mg/L	0.4611 mg/L	15:41:42
1	Sb 206.836†	174.1	52.9	0.0087 mg/L	0.0087 mg/L	15:41:42
1	Se 196.026†	-5.2	-1.2	-0.0020 mg/L	-0.0020 mg/L	15:41:42
1	Sn 189.927†	47.2	-56.5	-0.0286 mg/L	-0.0286 mg/L	15:41:42
1	Ti 337.279†	4125.4	3440.0	0.0048 mg/L	0.0048 mg/L	15:41:21
1	Tl 190.801†	-30.2	-15.8	0.0101 mg/L	0.0101 mg/L	15:41:42
1	V 292.402†	51973.5	51347.3	0.2317 mg/L	0.2317 mg/L	15:41:21
1	Zn 213.857†	41251.4	40789.8	0.4848 mg/L	0.4848 mg/L	15:41:21

2	Y 360.073	2119022.7	2119022.7				15:42:02
2	Ag 328.068†	151115.9	154721.8	0.5109 mg/L	0.5109 mg/L		15:42:08
2	Al 237.313†	1959747.2	2001744.9	240.8 mg/L	240.8 mg/L		15:42:02
2	As 188.979†	2.7	6.8	0.0095 mg/L	0.0095 mg/L		15:42:28
2	B 182.528†	-67.1	-32.2	-0.0294 mg/L	-0.0294 mg/L		15:42:28
2	Ba 233.527†	41938.3	42914.8	0.2410 mg/L	0.2410 mg/L		15:42:08
2	Be 313.107†	1270044.9	1294728.5	0.2489 mg/L	0.2489 mg/L		15:42:02
2	Ca 315.886†	31893091.6	32569921.8	239.4 mg/L	239.4 mg/L		15:41:54
2	Cd 228.802†	39010.6	39161.3	0.4531 mg/L	0.4531 mg/L		15:42:08
2	Co 228.616†	14976.1	15543.7	0.2208 mg/L	0.2208 mg/L		15:42:28
2	Cr 267.716†	33517.8	32496.1	0.2431 mg/L	0.2431 mg/L		15:42:08
2	Cu 324.752†	59295.5	58058.8	0.2345 mg/L	0.2345 mg/L		15:42:08
2	Fe 238.204†	11145361.7	11383098.0	86.19 mg/L	86.19 mg/L		15:41:54
2	Fe 234.349†	3397986.6	3469931.9	90.13 mg/L	90.13 mg/L		15:42:02
2	Mg 279.077†	4275936.6	4368361.1	235.8 mg/L	235.8 mg/L		15:42:02
2	Mn 257.610†	225250.9	228661.2	0.2421 mg/L	0.2421 mg/L		15:42:08
2	Mo 202.031†	-73.6	-154.7	-0.0094 mg/L	-0.0094 mg/L		15:42:28
2	Na 330.237†	1782.9	-445.1	0.3913 mg/L	0.3913 mg/L		15:42:08
2	Ni 231.604†	22560.6	23143.9	0.4477 mg/L	0.4477 mg/L		15:42:28
2	Pb 220.353†	3688.6	3861.5	0.4592 mg/L	0.4592 mg/L		15:42:28
2	Sb 206.836†	161.3	40.1	0.0053 mg/L	0.0053 mg/L		15:42:28
2	Se 196.026†	-11.7	-7.9	-0.0123 mg/L	-0.0123 mg/L		15:42:28
2	Sn 189.927†	46.9	-56.6	-0.0286 mg/L	-0.0286 mg/L		15:42:28
2	Ti 337.279†	4045.1	3365.5	0.0046 mg/L	0.0046 mg/L		15:42:08
2	Tl 190.801†	-23.8	-9.3	0.0163 mg/L	0.0163 mg/L		15:42:28
2	V 292.402†	52130.4	51602.3	0.2329 mg/L	0.2329 mg/L		15:42:08
2	Zn 213.857†	41526.7	41146.3	0.4891 mg/L	0.4891 mg/L		15:42:08

Mean Data: ICSAB

Analyte	Mean Corrected Intensity	Calib Conc. Units	Std.Dev.	Sample Conc. Units	Std.Dev.	RSD
Y 360.073	2120918.5				2681.07	0.13%
Ag 328.068†	154179.1	0.5091 mg/L	0.00253	0.5091 mg/L	0.00253	0.50%
QC value	within limits for Ag 328.068	Recovery = 101.81%				
Al 237.313†	1999513.9	240.6 mg/L	0.38	240.6 mg/L	0.38	0.16%
QC value	within limits for Al 237.313	Recovery = 96.23%				
As 188.979†	5.9	0.0083 mg/L	0.00172	0.0083 mg/L	0.00172	20.72%
QC value	within limits for As 188.979	Recovery = Not calculated				
B 182.528†	-26.5	-0.0243 mg/L	0.00714	-0.0243 mg/L	0.00714	29.34%
QC value	within limits for B 182.528	Recovery = Not calculated				
Ba 233.527†	42815.9	0.2404 mg/L	0.00079	0.2404 mg/L	0.00079	0.33%
QC value	within limits for Ba 233.527	Recovery = 96.16%				
Be 313.107†	1293120.6	0.2486 mg/L	0.00044	0.2486 mg/L	0.00044	0.18%
QC value	within limits for Be 313.107	Recovery = 99.43%				
Ca 315.886†	32607773.8	239.7 mg/L	0.39	239.7 mg/L	0.39	0.16%
QC value	within limits for Ca 315.886	Recovery = 95.88%				
Cd 228.802†	39016.5	0.4514 mg/L	0.00238	0.4514 mg/L	0.00238	0.53%
QC value	within limits for Cd 228.802	Recovery = 90.28%				
Co 228.616†	15524.1	0.2205 mg/L	0.00040	0.2205 mg/L	0.00040	0.18%
QC value	within limits for Co 228.616	Recovery = 88.21%				
Cr 267.716†	32402.4	0.2424 mg/L	0.00099	0.2424 mg/L	0.00099	0.41%
QC value	within limits for Cr 267.716	Recovery = 96.96%				
Cu 324.752†	57694.2	0.2330 mg/L	0.00206	0.2330 mg/L	0.00206	0.89%
QC value	within limits for Cu 324.752	Recovery = 93.20%				
Fe 238.204†	11392598.0	86.26 mg/L	0.102	86.26 mg/L	0.102	0.12%
QC value	within limits for Fe 238.204	Recovery = 86.26%				
Fe 234.349†	3465583.3	90.02 mg/L	0.160	90.02 mg/L	0.160	0.18%
QC value	within limits for Fe 234.349	Recovery = 90.02%				
Mg 279.077†	4361918.8	235.5 mg/L	0.49	235.5 mg/L	0.49	0.21%
QC value	within limits for Mg 279.077	Recovery = 94.19%				
Mn 257.610†	228025.5	0.2414 mg/L	0.00096	0.2414 mg/L	0.00096	0.40%
QC value	within limits for Mn 257.610	Recovery = 96.57%				
Mo 202.031†	-151.4	-0.0091 mg/L	0.00042	-0.0091 mg/L	0.00042	4.56%
QC value	within limits for Mo 202.031	Recovery = Not calculated				
Na 330.237†	-390.8	0.4582 mg/L	0.09464	0.4582 mg/L	0.09464	20.65%
QC value	within limits for Na 330.237	Recovery = Not calculated				
Ni 231.604†	23107.3	0.4469 mg/L	0.00101	0.4469 mg/L	0.00101	0.23%
QC value	within limits for Ni 231.604	Recovery = 89.39%				
Pb 220.353†	3869.9	0.4602 mg/L	0.00134	0.4602 mg/L	0.00134	0.29%
QC value	within limits for Pb 220.353	Recovery = 92.04%				

Sb 206.836†	46.5	0.0070 mg/L	0.00238	0.0070 mg/L	0.00238	34.06%
QC value within limits for Sb 206.836 Recovery = Not calculated						
Se 196.026†	-4.6	-0.0072 mg/L	0.00727	-0.0072 mg/L	0.00727	101.27%
QC value within limits for Se 196.026 Recovery = Not calculated						
Sn 189.927†	-56.6	-0.0286 mg/L	0.00003	-0.0286 mg/L	0.00003	0.11%
QC value within limits for Sn 189.927 Recovery = Not calculated						
Ti 337.279†	3402.7	0.0047 mg/L	0.00008	0.0047 mg/L	0.00008	1.74%
QC value within limits for Ti 337.279 Recovery = Not calculated						
Tl 190.801†	-12.6	0.0132 mg/L	0.00439	0.0132 mg/L	0.00439	33.30%
QC value within limits for Tl 190.801 Recovery = Not calculated						
V 292.402†	51474.8	0.2323 mg/L	0.00082	0.2323 mg/L	0.00082	0.35%
QC value within limits for V 292.402 Recovery = 92.91%						
Zn 213.857†	40968.0	0.4870 mg/L	0.00302	0.4870 mg/L	0.00302	0.62%
QC value within limits for Zn 213.857 Recovery = 97.39%						

All analyte(s) passed QC.

Sequence No.: 13
 Sample ID: CCV
 Analyst:
 Initial Sample Wt:
 Dilution:

Autosampler Location: 3
 Date Collected: 7/13/2006 3:44:06 PM
 Data Type: Original
 Initial Sample Vol:
 Sample Prep Vol:

Replicate Data: CCV

Repl#	Analyte	Net Intensity	Corrected Intensity	Calib. Conc. Units	Sample Conc. Units	Analysis Time
1	Y 360.073	2190849.3	2190849.3			15:45:39
1	Ag 328.068†	75101.3	74565.9	0.2464 mg/L	0.2464 mg/L	15:45:45
1	Al 237.313†	20722.3	20539.1	2.459 mg/L	2.459 mg/L	15:45:45
1	As 188.979†	360.5	360.1	0.5011 mg/L	0.5011 mg/L	15:46:05
1	B 182.528†	528.1	558.0	0.4933 mg/L	0.4933 mg/L	15:46:05
1	Ba 233.527†	88792.5	87798.1	0.4946 mg/L	0.4946 mg/L	15:45:45
1	Be 313.107†	265129.2	259433.7	0.0497 mg/L	0.0497 mg/L	15:45:39
1	Ca 315.886†	697819.3	683835.1	5.000 mg/L	5.000 mg/L	15:45:39
1	Cd 228.802†	22333.0	21379.0	0.2461 mg/L	0.2461 mg/L	15:45:45
1	Co 228.616†	34942.7	34767.4	0.4961 mg/L	0.4961 mg/L	15:45:45
1	Cr 267.716†	70123.8	67537.2	0.4975 mg/L	0.4975 mg/L	15:45:45
1	Cu 324.752†	125451.9	121429.7	0.4884 mg/L	0.4884 mg/L	15:45:45
1	Fe 238.204†	336405.7	331611.0	2.502 mg/L	2.502 mg/L	15:45:45
1	Fe 234.349†	98037.3	96094.7	2.486 mg/L	2.486 mg/L	15:45:45
1	Mg 279.077†	93032.1	92844.8	5.004 mg/L	5.004 mg/L	15:45:45
1	Mn 257.610†	482104.6	474866.5	0.4992 mg/L	0.4992 mg/L	15:45:39
1	Mo 202.031†	5733.6	5584.7	0.5017 mg/L	0.5017 mg/L	15:46:05
1	Na 330.237†	21082.1	18561.1	23.57 mg/L	23.57 mg/L	15:45:45
1	Ni 231.604†	25949.5	25736.4	0.4979 mg/L	0.4979 mg/L	15:45:45
1	Pb 220.353†	4359.6	4400.9	0.5074 mg/L	0.5074 mg/L	15:46:05
1	Sb 206.836†	2061.4	1911.8	0.4911 mg/L	0.4911 mg/L	15:46:05
1	Se 196.026†	662.7	658.7	1.004 mg/L	1.004 mg/L	15:46:05
1	Sn 189.927†	1532.3	1409.2	0.4951 mg/L	0.4951 mg/L	15:46:05
1	Ti 337.279†	324991.4	320295.9	0.4949 mg/L	0.4949 mg/L	15:45:39
1	Tl 190.801†	435.2	444.9	0.4498 mg/L	0.4498 mg/L	15:46:05
1	V 292.402†	113402.1	110387.6	0.4985 mg/L	0.4985 mg/L	15:45:45
1	Zn 213.857†	43476.7	41682.1	0.4955 mg/L	0.4955 mg/L	15:45:45
2	Y 360.073	2211579.7	2211579.7			15:46:12
2	Ag 328.068†	75454.4	74216.0	0.2452 mg/L	0.2452 mg/L	15:46:17
2	Al 237.313†	20834.9	20457.4	2.450 mg/L	2.450 mg/L	15:46:17
2	As 188.979†	356.1	352.5	0.4905 mg/L	0.4905 mg/L	15:46:38
2	B 182.528†	542.1	566.8	0.5011 mg/L	0.5011 mg/L	15:46:38
2	Ba 233.527†	89216.0	87390.3	0.4923 mg/L	0.4923 mg/L	15:46:17
2	Be 313.107†	267318.4	259121.0	0.0496 mg/L	0.0496 mg/L	15:46:12
2	Ca 315.886†	702887.8	682333.3	4.989 mg/L	4.989 mg/L	15:46:12
2	Cd 228.802†	22494.9	21330.6	0.2455 mg/L	0.2455 mg/L	15:46:17
2	Co 228.616†	35109.5	34607.0	0.4938 mg/L	0.4938 mg/L	15:46:17
2	Cr 267.716†	70408.1	67166.0	0.4948 mg/L	0.4948 mg/L	15:46:17
2	Cu 324.752†	126363.9	121160.5	0.4873 mg/L	0.4873 mg/L	15:46:17
2	Fe 238.204†	338366.9	330415.1	2.493 mg/L	2.493 mg/L	15:46:17
2	Fe 234.349†	98417.3	95558.8	2.472 mg/L	2.472 mg/L	15:46:17
2	Mg 279.077†	93481.0	92422.7	4.982 mg/L	4.982 mg/L	15:46:17
2	Mn 257.610†	485757.9	473977.5	0.4983 mg/L	0.4983 mg/L	15:46:12
2	Mo 202.031†	5763.9	5561.3	0.4996 mg/L	0.4996 mg/L	15:46:38

2	Na 330.237+	21207.3	18488.3	23.48 mg/L	23.48 mg/L	15:46:17
2	Ni 231.604+	26117.8	25660.8	0.4964 mg/L	0.4964 mg/L	15:46:17
2	Pb 220.353+	4354.6	4355.6	0.5022 mg/L	0.5022 mg/L	15:46:38
2	Sb 206.836+	2073.4	1904.5	0.4893 mg/L	0.4893 mg/L	15:46:38
2	Se 196.026+	670.0	659.7	1.006 mg/L	1.006 mg/L	15:46:38
2	Sn 189.927+	1544.7	1407.2	0.4944 mg/L	0.4944 mg/L	15:46:38
2	Ti 337.279+	328523.2	320742.8	0.4956 mg/L	0.4956 mg/L	15:46:12
2	Tl 190.801+	470.7	475.6	0.4791 mg/L	0.4791 mg/L	15:46:38
2	V 292.402+	113920.7	109845.0	0.4960 mg/L	0.4960 mg/L	15:46:17
2	Zn 213.857+	43597.3	41397.5	0.4921 mg/L	0.4921 mg/L	15:46:17

Mean Data: CCV

Analyte	Mean Corrected Intensity	Calib Conc.	Units	Std.Dev.	Sample Conc.	Units	Std.Dev.	RSD
Y 360.073	2201214.5						14658.59	0.67%
Ag 328.068+	74390.9	0.2458 mg/L		0.00082	0.2458 mg/L		0.00082	0.33%
QC value within limits for Ag 328.068				Recovery = 98.32%				
Al 237.313+	20498.3	2.454 mg/L		0.0069	2.454 mg/L		0.0069	0.28%
QC value within limits for Al 237.313				Recovery = 98.18%				
As 188.979+	356.3	0.4958 mg/L		0.00744	0.4958 mg/L		0.00744	1.50%
QC value within limits for As 188.979				Recovery = 99.16%				
B 182.528+	562.4	0.4972 mg/L		0.00552	0.4972 mg/L		0.00552	1.11%
QC value within limits for B 182.528				Recovery = 99.43%				
Ba 233.527+	87594.2	0.4934 mg/L		0.00163	0.4934 mg/L		0.00163	0.33%
QC value within limits for Ba 233.527				Recovery = 98.69%				
Be 313.107+	259277.3	0.0497 mg/L		0.00004	0.0497 mg/L		0.00004	0.09%
QC value within limits for Be 313.107				Recovery = 99.35%				
Ca 315.886+	683084.2	4.995 mg/L		0.0078	4.995 mg/L		0.0078	0.16%
QC value within limits for Ca 315.886				Recovery = 99.89%				
Cd 228.802+	21354.8	0.2458 mg/L		0.00037	0.2458 mg/L		0.00037	0.15%
QC value within limits for Cd 228.802				Recovery = 98.32%				
Co 228.616+	34687.2	0.4949 mg/L		0.00163	0.4949 mg/L		0.00163	0.33%
QC value within limits for Co 228.616				Recovery = 98.98%				
Cr 267.716+	67351.6	0.4962 mg/L		0.00194	0.4962 mg/L		0.00194	0.39%
QC value within limits for Cr 267.716				Recovery = 99.23%				
Cu 324.752+	121295.1	0.4879 mg/L		0.00076	0.4879 mg/L		0.00076	0.16%
QC value within limits for Cu 324.752				Recovery = 97.58%				
Fe 238.204+	331013.1	2.497 mg/L		0.0064	2.497 mg/L		0.0064	0.26%
QC value within limits for Fe 238.204				Recovery = 99.89%				
Fe 234.349+	95826.8	2.479 mg/L		0.0098	2.479 mg/L		0.0098	0.40%
QC value within limits for Fe 234.349				Recovery = 99.14%				
Mg 279.077+	92633.7	4.993 mg/L		0.0161	4.993 mg/L		0.0161	0.32%
QC value within limits for Mg 279.077				Recovery = 99.86%				
Mn 257.610+	474422.0	0.4988 mg/L		0.00066	0.4988 mg/L		0.00066	0.13%
QC value within limits for Mn 257.610				Recovery = 99.75%				
Mo 202.031+	5573.0	0.5006 mg/L		0.00150	0.5006 mg/L		0.00150	0.30%
QC value within limits for Mo 202.031				Recovery = 100.13%				
Na 330.237+	18524.7	23.52 mg/L		0.064	23.52 mg/L		0.064	0.27%
QC value within limits for Na 330.237				Recovery = 94.08%				
Ni 231.604+	25698.6	0.4972 mg/L		0.00104	0.4972 mg/L		0.00104	0.21%
QC value within limits for Ni 231.604				Recovery = 99.43%				
Pb 220.353+	4378.2	0.5048 mg/L		0.00371	0.5048 mg/L		0.00371	0.74%
QC value within limits for Pb 220.353				Recovery = 100.96%				
Sb 206.836+	1908.2	0.4902 mg/L		0.00133	0.4902 mg/L		0.00133	0.27%
QC value within limits for Sb 206.836				Recovery = 98.04%				
Se 196.026+	659.2	1.005 mg/L		0.0011	1.005 mg/L		0.0011	0.11%
QC value within limits for Se 196.026				Recovery = 100.48%				
Sn 189.927+	1408.2	0.4948 mg/L		0.00051	0.4948 mg/L		0.00051	0.10%
QC value within limits for Sn 189.927				Recovery = 98.96%				
Ti 337.279+	320519.3	0.4952 mg/L		0.00049	0.4952 mg/L		0.00049	0.10%
QC value within limits for Ti 337.279				Recovery = 99.04%				
Tl 190.801+	460.2	0.4645 mg/L		0.02073	0.4645 mg/L		0.02073	4.46%
QC value within limits for Tl 190.801				Recovery = 92.90%				
V 292.402+	110116.3	0.4972 mg/L		0.00174	0.4972 mg/L		0.00174	0.35%
QC value within limits for V 292.402				Recovery = 99.45%				
Zn 213.857+	41539.8	0.4938 mg/L		0.00241	0.4938 mg/L		0.00241	0.49%
QC value within limits for Zn 213.857				Recovery = 98.76%				

All analyte(s) passed QC.

Sequence No.: 14
 Sample ID: ICCB
 Analyst:
 Initial Sample Wt:
 Dilution:

Autosampler Location: 1
 Date Collected: 7/13/2006 3:48:15 PM
 Data Type: Original
 Initial Sample Vol:
 Sample Prep Vol:

 Replicate Data: ICCB

Repl#	Analyte	Net Intensity	Corrected Intensity	Calib. Conc. Units	Sample Conc. Units	Analysis Time
1	Y 360.073	2190995.2	2190995.2			15:49:46
1	Ag 328.068†	-315.0	61.4	0.0004 mg/L	0.0004 mg/L	15:49:52
1	Al 237.313†	-63.2	4.9	0.0012 mg/L	0.0012 mg/L	15:50:12
1	As 188.979†	-6.9	-2.8	-0.0037 mg/L	-0.0037 mg/L	15:50:12
1	B 182.528†	-24.9	11.7	0.0095 mg/L	0.0095 mg/L	15:50:12
1	Ba 233.527†	-86.5	-6.3	-0.0016 mg/L	-0.0016 mg/L	15:50:12
1	Be 313.107†	2686.0	163.4	-0.0001 mg/L	-0.0001 mg/L	15:49:46
1	Ca 315.886†	6027.8	407.3	-0.0248 mg/L	-0.0248 mg/L	15:49:52
1	Cd 228.802†	687.9	-4.5	-0.0008 mg/L	-0.0008 mg/L	15:50:12
1	Co 228.616†	-224.3	25.6	-0.0020 mg/L	-0.0020 mg/L	15:50:12
1	Cr 267.716†	1735.5	-24.4	-0.0016 mg/L	-0.0016 mg/L	15:49:52
1	Cu 324.752†	2835.9	296.1	0.0032 mg/L	0.0032 mg/L	15:49:52
1	Fe 238.204†	1675.2	927.5	-0.0031 mg/L	-0.0031 mg/L	15:50:12
1	Fe 234.349†	1049.2	279.3	0.0012 mg/L	0.0012 mg/L	15:50:12
1	Mg 279.077†	-450.5	492.5	0.0180 mg/L	0.0180 mg/L	15:49:52
1	Mn 257.610†	1359.2	-66.5	-0.0026 mg/L	-0.0026 mg/L	15:49:52
1	Mo 202.031†	98.3	17.5	-0.0004 mg/L	-0.0004 mg/L	15:50:12
1	Na 330.237†	2286.4	-7.6	0.5958 mg/L	0.5958 mg/L	15:49:52
1	Ni 231.604†	-111.1	-9.2	-0.0026 mg/L	-0.0026 mg/L	15:50:12
1	Pb 220.353†	-71.3	23.6	-0.0012 mg/L	-0.0012 mg/L	15:50:12
1	Sb 206.836†	125.4	-0.7	-0.0024 mg/L	-0.0024 mg/L	15:50:12
1	Se 196.026†	3.9	7.9	0.0118 mg/L	0.0118 mg/L	15:50:12
1	Sn 189.927†	81.5	-24.1	-0.0171 mg/L	-0.0171 mg/L	15:50:12
1	Ti 337.279†	844.6	68.1	-0.0005 mg/L	-0.0005 mg/L	15:49:52
1	Tl 190.801†	4.9	19.8	0.0446 mg/L	0.0446 mg/L	15:50:12
1	V 292.402†	1722.9	58.5	-0.0005 mg/L	-0.0005 mg/L	15:49:52
1	Zn 213.857†	1346.9	61.6	-0.0017 mg/L	-0.0017 mg/L	15:50:12
2	Y 360.073	2166603.3	2166603.3			15:50:18
2	Ag 328.068†	-340.8	32.1	0.0003 mg/L	0.0003 mg/L	15:50:23
2	Al 237.313†	-54.0	13.4	0.0023 mg/L	0.0023 mg/L	15:50:43
2	As 188.979†	-7.5	-3.4	-0.0046 mg/L	-0.0046 mg/L	15:50:43
2	B 182.528†	-26.7	9.6	0.0076 mg/L	0.0076 mg/L	15:50:43
2	Ba 233.527†	-75.3	3.9	-0.0015 mg/L	-0.0015 mg/L	15:50:43
2	Be 313.107†	2661.9	169.2	-0.0001 mg/L	-0.0001 mg/L	15:50:18
2	Ca 315.886†	5980.0	426.5	-0.0247 mg/L	-0.0247 mg/L	15:50:23
2	Cd 228.802†	710.7	26.0	-0.0004 mg/L	-0.0004 mg/L	15:50:43
2	Co 228.616†	-238.8	8.6	-0.0022 mg/L	-0.0022 mg/L	15:50:43
2	Cr 267.716†	1754.8	14.1	-0.0013 mg/L	-0.0013 mg/L	15:50:23
2	Cu 324.752†	2813.0	304.7	0.0032 mg/L	0.0032 mg/L	15:50:23
2	Fe 238.204†	1607.1	878.1	-0.0035 mg/L	-0.0035 mg/L	15:50:43
2	Fe 234.349†	1018.8	260.5	0.0007 mg/L	0.0007 mg/L	15:50:43
2	Mg 279.077†	-489.9	448.1	0.0156 mg/L	0.0156 mg/L	15:50:23
2	Mn 257.610†	1367.0	-43.6	-0.0026 mg/L	-0.0026 mg/L	15:50:23
2	Mo 202.031†	100.6	20.9	-0.0001 mg/L	-0.0001 mg/L	15:50:43
2	Na 330.237†	2263.3	-5.3	0.5987 mg/L	0.5987 mg/L	15:50:23
2	Ni 231.604†	-102.1	-1.4	-0.0024 mg/L	-0.0024 mg/L	15:50:43
2	Pb 220.353†	-93.0	1.1	-0.0038 mg/L	-0.0038 mg/L	15:50:43
2	Sb 206.836†	133.9	9.1	0.0001 mg/L	0.0001 mg/L	15:50:43
2	Se 196.026†	-3.8	0.3	0.0002 mg/L	0.0002 mg/L	15:50:43
2	Sn 189.927†	77.6	-27.1	-0.0181 mg/L	-0.0181 mg/L	15:50:43
2	Ti 337.279†	731.8	-35.1	-0.0006 mg/L	-0.0006 mg/L	15:50:23
2	Tl 190.801†	3.8	18.7	0.0436 mg/L	0.0436 mg/L	15:50:43
2	V 292.402†	1642.6	-2.6	-0.0008 mg/L	-0.0008 mg/L	15:50:23
2	Zn 213.857†	1354.1	83.8	-0.0014 mg/L	-0.0014 mg/L	15:50:43

 Mean Data: ICCB

Analyte	Mean Corrected Intensity	Calib Conc. Units	Std.Dev.	Sample Conc. Units	Std.Dev.	RSD
Y 360.073	2178799.2				17247.70	0.79%
Ag 328.068†	46.8	0.0004 mg/L	0.00007	0.0004 mg/L	0.00007	19.55%

Al	237.313†	QC value within limits for Ag 328.068	Recovery = Not calculated	0.00073	0.0018 mg/L	0.00073	41.68%
As	188.979†	QC value within limits for Al 237.313	Recovery = Not calculated	0.00060	-0.0042 mg/L	0.00060	14.46%
B	182.528†	QC value within limits for As 188.979	Recovery = Not calculated	0.00133	0.0086 mg/L	0.00133	15.51%
Ba	233.527†	QC value within limits for B 182.528	Recovery = Not calculated	0.00004	-0.0016 mg/L	0.00004	2.63%
Be	313.107†	QC value within limits for Ba 233.527	Recovery = Not calculated	0.00000	-0.0001 mg/L	0.00000	0.60%
Ca	315.886†	QC value within limits for Be 313.107	Recovery = Not calculated	0.00010	-0.0247 mg/L	0.00010	0.41%
Cd	228.802†	QC value within limits for Ca 315.886	Recovery = Not calculated	0.00025	-0.0006 mg/L	0.00025	41.28%
Co	228.616†	QC value within limits for Cd 228.802	Recovery = Not calculated	0.00017	-0.0021 mg/L	0.00017	8.28%
Cr	267.716†	QC value within limits for Co 228.616	Recovery = Not calculated	0.00020	-0.0014 mg/L	0.00020	13.96%
Cu	324.752†	QC value within limits for Cr 267.716	Recovery = Not calculated	0.00002	0.0032 mg/L	0.00002	0.77%
Fe	238.204†	QC value within limits for Cu 324.752	Recovery = Not calculated	0.00026	-0.0033 mg/L	0.00026	8.04%
Fe	234.349†	QC value within limits for Fe 238.204	Recovery = Not calculated	0.00035	0.0010 mg/L	0.00035	35.06%
Mg	279.077†	QC value within limits for Fe 234.349	Recovery = Not calculated	0.00169	0.0168 mg/L	0.00169	10.07%
Mn	257.610†	QC value within limits for Mg 279.077	Recovery = Not calculated	0.00002	-0.0026 mg/L	0.00002	0.65%
Mo	202.031†	QC value within limits for Mn 257.610	Recovery = Not calculated	0.00022	-0.0002 mg/L	0.00022	93.21%
Na	330.237†	QC value within limits for Mo 202.031	Recovery = Not calculated	0.00203	0.5973 mg/L	0.00203	0.34%
Ni	231.604†	QC value within limits for Na 330.237	Recovery = Not calculated	0.00011	-0.0025 mg/L	0.00011	4.25%
Pb	220.353†	QC value within limits for Ni 231.604	Recovery = Not calculated	0.00184	-0.0025 mg/L	0.00184	74.61%
Sb	206.836†	QC value within limits for Pb 220.353	Recovery = Not calculated	0.00182	-0.0011 mg/L	0.00182	159.02%
Se	196.026†	QC value within limits for Sb 206.836	Recovery = Not calculated	0.00822	0.0060 mg/L	0.00822	137.77%
Sn	189.927†	QC value within limits for Se 196.026	Recovery = Not calculated	0.00074	-0.0176 mg/L	0.00074	4.23%
Ti	337.279†	QC value within limits for Sn 189.927	Recovery = Not calculated	0.00011	-0.0005 mg/L	0.00011	20.82%
Tl	190.801†	QC value within limits for Ti 337.279	Recovery = Not calculated	0.00073	0.0441 mg/L	0.00073	1.65%
V	292.402†	QC value greater than the upper limit for Tl 190.801	Recovery = Not calculated	0.00019	-0.0007 mg/L	0.00019	29.49%
Zn	213.857†	QC value within limits for V 292.402	Recovery = Not calculated	0.00019	-0.0015 mg/L	0.00019	12.32%
QC Failed. Continue with analysis.							

Sequence No.: 15
 Sample ID: BG61320-BLK1
 Analyst:
 Initial Sample Wt:
 Dilution:

Autosampler Location: 9
 Date Collected: 7/13/2006 3:52:20 PM
 Data Type: Original
 Initial Sample Vol:
 Sample Prep Vol:

Replicate Data: BG61320-BLK1

Repl#	Analyte	Net Intensity	Corrected Intensity	Calib. Conc. Units	Sample Conc. Units	Analysis Time
1	Y 360.073	2186500.9	2186500.9			15:53:51
1	Ag 328.068†	-366.1	10.2	0.0002 mg/L	0.0002 mg/L	15:53:57
1	Al 237.313†	-26.7	41.0	0.0054 mg/L	0.0054 mg/L	15:54:17
1	As 188.979†	-8.3	-4.2	-0.0056 mg/L	-0.0056 mg/L	15:54:17
1	B 182.528†	-29.5	7.1	0.0054 mg/L	0.0054 mg/L	15:54:17
1	Ba 233.527†	83.5	161.7	-0.0006 mg/L	-0.0006 mg/L	15:54:17
1	Be 313.107†	2475.8	-39.2	-0.0002 mg/L	-0.0002 mg/L	15:53:51

1	Ca	315.886†	13164.2	7483.7	0.0272 mg/L	0.0272 mg/L	15:53:57
1	Cd	228.802†	745.5	54.0	-0.0001 mg/L	-0.0001 mg/L	15:54:17
1	Co	228.616†	-211.7	37.6	-0.0018 mg/L	-0.0018 mg/L	15:54:17
1	Cr	267.716†	2717.4	951.0	0.0056 mg/L	0.0056 mg/L	15:53:57
1	Cu	324.752†	4304.1	1755.1	0.0090 mg/L	0.0090 mg/L	15:53:57
1	Fe	238.204†	5696.3	4911.3	0.0271 mg/L	0.0271 mg/L	15:53:57
1	Fe	234.349†	2211.7	1432.1	0.0312 mg/L	0.0312 mg/L	15:54:17
1	Mg	279.077†	-583.6	359.8	0.0108 mg/L	0.0108 mg/L	15:53:57
1	Mn	257.610†	2787.1	1349.7	-0.0011 mg/L	-0.0011 mg/L	15:53:57
1	Mo	202.031†	103.7	23.1	0.0001 mg/L	0.0001 mg/L	15:54:17
1	Na	330.237†	3524.3	1222.4	2.117 mg/L	2.117 mg/L	15:53:57
1	Ni	231.604†	31.7	132.0	0.0001 mg/L	0.0001 mg/L	15:54:17
1	Pb	220.353†	-29.0	65.3	0.0037 mg/L	0.0037 mg/L	15:54:17
1	Sb	206.836†	131.2	5.2	-0.0010 mg/L	-0.0010 mg/L	15:54:17
1	Se	196.026†	0.4	4.5	0.0066 mg/L	0.0066 mg/L	15:54:17
1	Sn	189.927†	108.2	2.5	-0.0076 mg/L	-0.0076 mg/L	15:54:17
1	Ti	337.279†	1266.3	487.3	0.0002 mg/L	0.0002 mg/L	15:53:57
1	Tl	190.801†	4.0	18.9	0.0438 mg/L	0.0438 mg/L	15:54:17
1	V	292.402†	1685.2	24.7	-0.0006 mg/L	-0.0006 mg/L	15:53:57
1	Zn	213.857†	2167.0	876.1	0.0081 mg/L	0.0081 mg/L	15:54:17
2	Y	360.073	2206529.1	2206529.1			15:54:23
2	Ag	328.068†	-334.1	44.9	0.0003 mg/L	0.0003 mg/L	15:54:28
2	Al	237.313†	-30.2	37.8	0.0050 mg/L	0.0050 mg/L	15:54:48
2	As	188.979†	-1.6	2.4	0.0036 mg/L	0.0036 mg/L	15:54:48
2	B	182.528†	-30.7	6.2	0.0046 mg/L	0.0046 mg/L	15:54:48
2	Ba	233.527†	46.4	124.7	-0.0008 mg/L	-0.0008 mg/L	15:54:48
2	Be	313.107†	2594.7	55.2	-0.0002 mg/L	-0.0002 mg/L	15:54:23
2	Ca	315.886†	13065.6	7268.6	0.0256 mg/L	0.0256 mg/L	15:54:28
2	Cd	228.802†	722.0	24.2	-0.0005 mg/L	-0.0005 mg/L	15:54:48
2	Co	228.616†	-233.7	17.9	-0.0021 mg/L	-0.0021 mg/L	15:54:48
2	Cr	267.716†	2703.2	912.7	0.0053 mg/L	0.0053 mg/L	15:54:28
2	Cu	324.752†	4260.7	1673.9	0.0087 mg/L	0.0087 mg/L	15:54:28
2	Fe	238.204†	5505.4	4672.8	0.0253 mg/L	0.0253 mg/L	15:54:28
2	Fe	234.349†	2182.8	1383.9	0.0299 mg/L	0.0299 mg/L	15:54:48
2	Mg	279.077†	-634.9	314.8	0.0084 mg/L	0.0084 mg/L	15:54:28
2	Mn	257.610†	2755.3	1293.5	-0.0012 mg/L	-0.0012 mg/L	15:54:28
2	Mo	202.031†	105.2	23.6	0.0002 mg/L	0.0002 mg/L	15:54:48
2	Na	330.237†	3587.2	1252.5	2.154 mg/L	2.154 mg/L	15:54:28
2	Ni	231.604†	18.8	119.1	-0.0001 mg/L	-0.0001 mg/L	15:54:48
2	Pb	220.353†	-46.7	48.2	0.0017 mg/L	0.0017 mg/L	15:54:48
2	Sb	206.836†	132.1	4.9	-0.0010 mg/L	-0.0010 mg/L	15:54:48
2	Se	196.026†	-1.6	2.5	0.0036 mg/L	0.0036 mg/L	15:54:48
2	Sn	189.927†	114.7	7.9	-0.0056 mg/L	-0.0056 mg/L	15:54:48
2	Ti	337.279†	1103.8	316.5	-0.0001 mg/L	-0.0001 mg/L	15:54:28
2	Tl	190.801†	7.2	22.0	0.0467 mg/L	0.0467 mg/L	15:54:48
2	V	292.402†	1717.8	41.5	-0.0005 mg/L	-0.0005 mg/L	15:54:28
2	Zn	213.857†	2172.9	862.4	0.0080 mg/L	0.0080 mg/L	15:54:48

 Mean Data: BG61320-BLK1

Analyte	Mean Corrected Intensity	Calib Conc.	Units	Std.Dev.	Sample Conc.	Units	Std.Dev.	RSD
Y 360.073	2196515.0						14162.05	0.64%
Ag 328.068†	27.5	0.0003	mg/L	0.00008	0.0003	mg/L	0.00008	28.27%
Al 237.313†	39.4	0.0052	mg/L	0.00027	0.0052	mg/L	0.00027	5.10%
As 188.979†	-0.9	-0.0010	mg/L	0.00647	-0.0010	mg/L	0.00647	643.41%
B 182.528†	6.6	0.0050	mg/L	0.00059	0.0050	mg/L	0.00059	11.83%
Ba 233.527†	143.2	-0.0007	mg/L	0.00015	-0.0007	mg/L	0.00015	19.92%
Be 313.107†	8.0	-0.0002	mg/L	0.00001	-0.0002	mg/L	0.00001	7.85%
Ca 315.886†	7376.2	0.0264	mg/L	0.00112	0.0264	mg/L	0.00112	4.23%
Cd 228.802†	39.1	-0.0003	mg/L	0.00026	-0.0003	mg/L	0.00026	90.34%
Co 228.616†	27.8	-0.0019	mg/L	0.00020	-0.0019	mg/L	0.00020	10.36%
Cr 267.716†	931.9	0.0055	mg/L	0.00020	0.0055	mg/L	0.00020	3.65%
Cu 324.752†	1714.5	0.0088	mg/L	0.00023	0.0088	mg/L	0.00023	2.60%
Fe 238.204†	4792.1	0.0262	mg/L	0.00128	0.0262	mg/L	0.00128	4.88%
Fe 234.349†	1408.0	0.0305	mg/L	0.00088	0.0305	mg/L	0.00088	2.89%
Mg 279.077†	337.3	0.0096	mg/L	0.00172	0.0096	mg/L	0.00172	17.94%
Mn 257.610†	1321.6	-0.0012	mg/L	0.00004	-0.0012	mg/L	0.00004	3.59%
Mo 202.031†	23.3	0.0001	mg/L	0.00003	0.0001	mg/L	0.00003	20.41%
Na 330.237†	1237.4	2.136	mg/L	0.0263	2.136	mg/L	0.0263	1.23%
Ni 231.604†	125.5	0.0000	mg/L	0.00018	0.0000	mg/L	0.00018	764.29%

Pb 220.353†	56.7	0.0027 mg/L	0.00140	0.0027 mg/L	0.00140	52.25%
Sb 206.836†	5.1	-0.0010 mg/L	0.00005	-0.0010 mg/L	0.00005	5.23%
Se 196.026†	3.5	0.0051 mg/L	0.00209	0.0051 mg/L	0.00209	40.88%
Sn 189.927†	5.2	-0.0066 mg/L	0.00135	-0.0066 mg/L	0.00135	20.51%
Ti 337.279†	401.9	0.0001 mg/L	0.00019	0.0001 mg/L	0.00019	347.34%
Tl 190.801†	20.5	0.0452 mg/L	0.00206	0.0452 mg/L	0.00206	4.56%
V 292.402†	33.1	-0.0006 mg/L	0.00005	-0.0006 mg/L	0.00005	8.99%
Zn 213.857†	869.2	0.0080 mg/L	0.00012	0.0080 mg/L	0.00012	1.43%

Sequence No.: 16
 Sample ID: BG61320-BS1
 Analyst:
 Initial Sample Wt:
 Dilution:

Autosampler Location: 10
 Date Collected: 7/13/2006 3:56:25 PM
 Data Type: Original
 Initial Sample Vol:
 Sample Prep Vol:

Replicate Data: BG61320-BS1

Repl#	Analyte	Net Intensity	Corrected Intensity	Calib. Conc. Units	Sample Conc. Units	Analysis Time
1	Y 360.073	2192462.7	2192462.7			15:57:58
1	Ag 328.068†	74386.1	73805.2	0.2439 mg/L	0.2439 mg/L	15:58:04
1	Al 237.313†	19926.3	19738.2	2.363 mg/L	2.363 mg/L	15:58:04
1	As 188.979†	339.7	339.4	0.4722 mg/L	0.4722 mg/L	15:58:24
1	B 182.528†	500.1	529.9	0.4684 mg/L	0.4684 mg/L	15:58:24
1	Ba 233.527†	87904.9	86857.3	0.4893 mg/L	0.4893 mg/L	15:58:04
1	Be 313.107†	260487.2	254658.5	0.0488 mg/L	0.0488 mg/L	15:57:58
1	Ca 315.886†	702274.4	687725.8	5.029 mg/L	5.029 mg/L	15:57:58
1	Cd 228.802†	21774.5	20811.4	0.2395 mg/L	0.2395 mg/L	15:58:04
1	Co 228.616†	34561.2	34365.3	0.4903 mg/L	0.4903 mg/L	15:58:04
1	Cr 267.716†	71347.9	68694.6	0.5061 mg/L	0.5061 mg/L	15:58:04
1	Cu 324.752†	125901.0	121781.9	0.4898 mg/L	0.4898 mg/L	15:58:04
1	Fe 238.204†	340692.1	335597.9	2.532 mg/L	2.532 mg/L	15:58:04
1	Fe 234.349†	99173.0	97144.7	2.513 mg/L	2.513 mg/L	15:58:04
1	Mg 279.077†	89626.1	89414.8	4.819 mg/L	4.819 mg/L	15:58:04
1	Mn 257.610†	480575.6	473006.6	0.4973 mg/L	0.4973 mg/L	15:57:58
1	Mo 202.031†	5861.9	5707.1	0.5127 mg/L	0.5127 mg/L	15:58:24
1	Na 330.237†	20706.7	18175.1	23.09 mg/L	23.09 mg/L	15:58:04
1	Ni 231.604†	25850.8	25620.1	0.4956 mg/L	0.4956 mg/L	15:58:04
1	Pb 220.353†	4243.4	4283.0	0.4938 mg/L	0.4938 mg/L	15:58:24
1	Sb 206.836†	1971.1	1821.2	0.4673 mg/L	0.4673 mg/L	15:58:24
1	Se 196.026†	603.5	599.9	0.9143 mg/L	0.9143 mg/L	15:58:24
1	Sn 189.927†	1590.9	1465.9	0.5154 mg/L	0.5154 mg/L	15:58:24
1	Ti 337.279†	322695.2	317792.8	0.4910 mg/L	0.4910 mg/L	15:57:58
1	Tl 190.801†	583.7	591.2	0.5894 mg/L	0.5894 mg/L	15:58:24
1	V 292.402†	113340.4	110244.3	0.4979 mg/L	0.4979 mg/L	15:58:04
1	Zn 213.857†	42013.3	40205.9	0.4778 mg/L	0.4778 mg/L	15:58:04
2	Y 360.073	2200100.2	2200100.2			15:58:31
2	Ag 328.068†	73630.7	72807.2	0.2406 mg/L	0.2406 mg/L	15:58:36
2	Al 237.313†	19736.5	19483.2	2.332 mg/L	2.332 mg/L	15:58:36
2	As 188.979†	334.6	333.2	0.4636 mg/L	0.4636 mg/L	15:58:56
2	B 182.528†	496.7	524.9	0.4640 mg/L	0.4640 mg/L	15:58:56
2	Ba 233.527†	87358.3	86018.3	0.4845 mg/L	0.4845 mg/L	15:58:36
2	Be 313.107†	261410.3	254673.9	0.0488 mg/L	0.0488 mg/L	15:58:31
2	Ca 315.886†	704811.2	687814.6	5.029 mg/L	5.029 mg/L	15:58:31
2	Cd 228.802†	21542.3	20508.4	0.2360 mg/L	0.2360 mg/L	15:58:36
2	Co 228.616†	34417.2	34105.2	0.4866 mg/L	0.4866 mg/L	15:58:36
2	Cr 267.716†	70904.7	68014.1	0.5010 mg/L	0.5010 mg/L	15:58:36
2	Cu 324.752†	124145.8	119623.7	0.4812 mg/L	0.4812 mg/L	15:58:36
2	Fe 238.204†	337854.3	331638.7	2.502 mg/L	2.502 mg/L	15:58:36
2	Fe 234.349†	98315.3	95961.0	2.482 mg/L	2.482 mg/L	15:58:36
2	Mg 279.077†	89233.2	88721.2	4.782 mg/L	4.782 mg/L	15:58:36
2	Mn 257.610†	482128.8	472887.8	0.4972 mg/L	0.4972 mg/L	15:58:31
2	Mo 202.031†	5815.3	5641.2	0.5068 mg/L	0.5068 mg/L	15:58:56
2	Na 330.237†	20535.1	17935.3	22.79 mg/L	22.79 mg/L	15:58:36
2	Ni 231.604†	25725.7	25408.5	0.4915 mg/L	0.4915 mg/L	15:58:36
2	Pb 220.353†	4201.1	4226.8	0.4873 mg/L	0.4873 mg/L	15:58:56
2	Sb 206.836†	1968.6	1812.0	0.4650 mg/L	0.4650 mg/L	15:58:56
2	Se 196.026†	591.7	586.1	0.8933 mg/L	0.8933 mg/L	15:58:56
2	Sn 189.927†	1595.2	1464.6	0.5149 mg/L	0.5149 mg/L	15:58:56
2	Ti 337.279†	322477.8	316473.1	0.4890 mg/L	0.4890 mg/L	15:58:31

2	Fl 190.801†	582.0	587.5	0.5860 mg/L	0.5860 mg/L	15:58:56
2	V 292.402†	112459.7	108989.4	0.4922 mg/L	0.4922 mg/L	15:58:36
2	Zn 213.857†	41691.8	39745.6	0.4723 mg/L	0.4723 mg/L	15:58:36

Mean Data: BG61320-BS1

Analyte	Mean Corrected Intensity	Calib Conc. Units	Std.Dev.	Sample Conc. Units	Std.Dev.	RSD
Y 360.073	2196281.5				5400.56	0.25%
Ag 328.068†	73306.2	0.2422 mg/L	0.00233	0.2422 mg/L	0.00233	0.96%
Al 237.313†	19610.7	2.347 mg/L	0.0216	2.347 mg/L	0.0216	0.92%
As 188.979†	336.3	0.4679 mg/L	0.00606	0.4679 mg/L	0.00606	1.29%
B 182.528†	527.4	0.4662 mg/L	0.00316	0.4662 mg/L	0.00316	0.68%
Ba 233.527†	86437.8	0.4869 mg/L	0.00335	0.4869 mg/L	0.00335	0.69%
Be 313.107†	254666.2	0.0488 mg/L	0.00000	0.0488 mg/L	0.00000	0.00%
Ca 315.886†	687770.2	5.029 mg/L	0.0005	5.029 mg/L	0.0005	0.01%
Cd 228.802†	20659.9	0.2378 mg/L	0.00247	0.2378 mg/L	0.00247	1.04%
Co 228.616†	34235.3	0.4884 mg/L	0.00264	0.4884 mg/L	0.00264	0.54%
Cr 267.716†	68354.3	0.5036 mg/L	0.00356	0.5036 mg/L	0.00356	0.71%
Cu 324.752†	120702.8	0.4855 mg/L	0.00611	0.4855 mg/L	0.00611	1.26%
Fe 238.204†	333618.3	2.517 mg/L	0.0212	2.517 mg/L	0.0212	0.84%
Fe 234.349†	96552.8	2.498 mg/L	0.0217	2.498 mg/L	0.0217	0.87%
Mg 279.077†	89068.0	4.800 mg/L	0.0265	4.800 mg/L	0.0265	0.55%
Mn 257.610†	472947.2	0.4972 mg/L	0.00009	0.4972 mg/L	0.00009	0.02%
Mo 202.031†	5674.2	0.5098 mg/L	0.00420	0.5098 mg/L	0.00420	0.82%
Na 330.237†	18055.2	22.94 mg/L	0.210	22.94 mg/L	0.210	0.91%
Ni 231.604†	25514.3	0.4936 mg/L	0.00291	0.4936 mg/L	0.00291	0.59%
Pb 220.353†	4254.9	0.4906 mg/L	0.00462	0.4906 mg/L	0.00462	0.94%
Sb 206.836†	1816.6	0.4662 mg/L	0.00165	0.4662 mg/L	0.00165	0.35%
Se 196.026†	593.0	0.9038 mg/L	0.01484	0.9038 mg/L	0.01484	1.64%
Sn 189.927†	1465.3	0.5151 mg/L	0.00032	0.5151 mg/L	0.00032	0.06%
Ti 337.279†	317133.0	0.4900 mg/L	0.00144	0.4900 mg/L	0.00144	0.29%
Tl 190.801†	589.4	0.5877 mg/L	0.00243	0.5877 mg/L	0.00243	0.41%
V 292.402†	109616.8	0.4951 mg/L	0.00401	0.4951 mg/L	0.00401	0.81%
Zn 213.857†	39975.7	0.4750 mg/L	0.00389	0.4750 mg/L	0.00389	0.82%

Sequence No.: 17
 Sample ID: BG61320-BSD1
 Analyst:
 Initial Sample Wt:
 Dilution:

Autosampler Location: 11
 Date Collected: 7/13/2006 4:00:34 PM
 Data Type: Original
 Initial Sample Vol:
 Sample Prep Vol:

Replicate Data: BG61320-BSD1

Repl#	Analyte	Net Intensity	Corrected Intensity	Calib. Conc. Units	Sample Conc. Units	Analysis Time
1	Y 360.073	2181062.4	2181062.4			16:02:07
1	Ag 328.068†	74050.9	73856.4	0.2440 mg/L	0.2440 mg/L	16:02:13
1	Al 237.313†	19867.0	19782.2	2.368 mg/L	2.368 mg/L	16:02:13
1	As 188.979†	337.6	339.0	0.4717 mg/L	0.4717 mg/L	16:02:33
1	B 182.528†	512.0	544.4	0.4812 mg/L	0.4812 mg/L	16:02:33
1	Ba 233.527†	87819.2	87225.9	0.4914 mg/L	0.4914 mg/L	16:02:13
1	Be 313.107†	263560.0	259051.8	0.0496 mg/L	0.0496 mg/L	16:02:07
1	Ca 315.886†	708709.9	697735.7	5.102 mg/L	5.102 mg/L	16:02:07
1	Cd 228.802†	21722.8	20872.5	0.2402 mg/L	0.2402 mg/L	16:02:13
1	Co 228.616†	34566.4	34548.8	0.4929 mg/L	0.4929 mg/L	16:02:13
1	Cr 267.716†	70959.9	68677.7	0.5059 mg/L	0.5059 mg/L	16:02:13
1	Cu 324.752†	125311.3	121846.4	0.4901 mg/L	0.4901 mg/L	16:02:13
1	Fe 238.204†	340403.7	337069.7	2.543 mg/L	2.543 mg/L	16:02:13
1	Fe 234.349†	98965.1	97450.0	2.521 mg/L	2.521 mg/L	16:02:13
1	Mg 279.077†	89572.3	89823.9	4.841 mg/L	4.841 mg/L	16:02:13
1	Mn 257.610†	485592.0	480464.5	0.5052 mg/L	0.5052 mg/L	16:02:07
1	Mo 202.031†	5896.5	5771.8	0.5186 mg/L	0.5186 mg/L	16:02:33
1	Na 330.237†	20709.0	18284.2	23.22 mg/L	23.22 mg/L	16:02:13
1	Ni 231.604†	25846.0	25748.7	0.4981 mg/L	0.4981 mg/L	16:02:13
1	Pb 220.353†	4251.8	4313.3	0.4973 mg/L	0.4973 mg/L	16:02:33
1	Sb 206.836†	1988.4	1848.6	0.4745 mg/L	0.4745 mg/L	16:02:33
1	Se 196.026†	606.3	605.7	0.9232 mg/L	0.9232 mg/L	16:02:33
1	Sn 189.927†	1601.6	1484.7	0.5221 mg/L	0.5221 mg/L	16:02:33
1	Ti 337.279†	324383.8	321133.7	0.4962 mg/L	0.4962 mg/L	16:02:07

1	Tl 190.801†	594.1	604.5	0.6021 mg/L	0.6021 mg/L	16:02:33
1	V 292.402†	112969.3	110460.7	0.4989 mg/L	0.4989 mg/L	16:02:13
1	Zn 213.857†	41811.5	40222.4	0.4780 mg/L	0.4780 mg/L	16:02:13
2	Y 360.073	2207373.4	2207373.4			16:02:40
2	Ag 328.068†	75634.9	74533.6	0.2463 mg/L	0.2463 mg/L	16:02:45
2	Al 237.313†	20290.9	19962.9	2.390 mg/L	2.390 mg/L	16:02:45
2	As 188.979†	338.9	336.3	0.4680 mg/L	0.4680 mg/L	16:03:06
2	B 182.528†	503.7	530.1	0.4686 mg/L	0.4686 mg/L	16:03:06
2	Ba 233.527†	89507.0	87842.0	0.4948 mg/L	0.4948 mg/L	16:02:45
2	Be 313.107†	266029.3	258355.5	0.0495 mg/L	0.0495 mg/L	16:02:40
2	Ca 315.886†	715605.3	696113.8	5.090 mg/L	5.090 mg/L	16:02:40
2	Cd 228.802†	22029.8	20916.6	0.2408 mg/L	0.2408 mg/L	16:02:45
2	Co 228.616†	35157.1	34719.2	0.4954 mg/L	0.4954 mg/L	16:02:45
2	Cr 267.716†	72203.0	69057.3	0.5088 mg/L	0.5088 mg/L	16:02:45
2	Cu 324.752†	127939.6	122941.2	0.4945 mg/L	0.4945 mg/L	16:02:45
2	Fe 238.204†	346444.7	338966.5	2.558 mg/L	2.558 mg/L	16:02:45
2	Fe 234.349†	100802.2	98080.8	2.537 mg/L	2.537 mg/L	16:02:45
2	Mg 279.077†	91194.6	90355.2	4.870 mg/L	4.870 mg/L	16:02:45
2	Mn 257.610†	490187.2	479226.4	0.5039 mg/L	0.5039 mg/L	16:02:40
2	Mo 202.031†	5904.1	5709.5	0.5129 mg/L	0.5129 mg/L	16:03:06
2	Na 330.237†	21086.5	18409.5	23.38 mg/L	23.38 mg/L	16:02:45
2	Ni 231.604†	26357.2	25944.2	0.5019 mg/L	0.5019 mg/L	16:02:45
2	Pb 220.353†	4253.1	4264.2	0.4916 mg/L	0.4916 mg/L	16:03:06
2	Sb 206.836†	1978.0	1814.9	0.4656 mg/L	0.4656 mg/L	16:03:06
2	Se 196.026†	606.4	598.7	0.9124 mg/L	0.9124 mg/L	16:03:06
2	Sn 189.927†	1601.8	1466.0	0.5154 mg/L	0.5154 mg/L	16:03:06
2	Ti 337.279†	328059.4	320900.7	0.4958 mg/L	0.4958 mg/L	16:02:40
2	Tl 190.801†	593.9	597.3	0.5952 mg/L	0.5952 mg/L	16:03:06
2	V 292.402†	115167.9	111280.3	0.5026 mg/L	0.5026 mg/L	16:02:45
2	Zn 213.857†	42520.8	40423.3	0.4804 mg/L	0.4804 mg/L	16:02:45

Mean Data: BG61320-BSD1

Analyte	Mean Corrected		Calib Conc. Units	Std.Dev.	Sample		Std.Dev.	RSD
	Intensity	Conc.			Conc.	Units		
Y 360.073	2194217.9						18604.68	0.85%
Ag 328.068†	74195.0	0.2451 mg/L	0.00158	0.2451 mg/L	0.00158	0.65%		
Al 237.313†	19872.6	2.379 mg/L	0.0153	2.379 mg/L	0.0153	0.64%		
As 188.979†	337.6	0.4698 mg/L	0.00265	0.4698 mg/L	0.00265	0.56%		
B 182.528†	537.3	0.4749 mg/L	0.00893	0.4749 mg/L	0.00893	1.88%		
Ba 233.527†	87533.9	0.4931 mg/L	0.00246	0.4931 mg/L	0.00246	0.50%		
Be 313.107†	258703.7	0.0496 mg/L	0.00009	0.0496 mg/L	0.00009	0.19%		
Ca 315.886†	696924.8	5.096 mg/L	0.0084	5.096 mg/L	0.0084	0.17%		
Cd 228.802†	20894.5	0.2405 mg/L	0.00037	0.2405 mg/L	0.00037	0.15%		
Co 228.616†	34634.0	0.4941 mg/L	0.00173	0.4941 mg/L	0.00173	0.35%		
Cr 267.716†	68867.5	0.5073 mg/L	0.00198	0.5073 mg/L	0.00198	0.39%		
Cu 324.752†	122393.8	0.4923 mg/L	0.00310	0.4923 mg/L	0.00310	0.63%		
Fe 238.204†	338018.1	2.550 mg/L	0.0102	2.550 mg/L	0.0102	0.40%		
Fe 234.349†	97765.4	2.529 mg/L	0.0116	2.529 mg/L	0.0116	0.46%		
Mg 279.077†	90089.5	4.855 mg/L	0.0203	4.855 mg/L	0.0203	0.42%		
Mn 257.610†	479845.4	0.5045 mg/L	0.00092	0.5045 mg/L	0.00092	0.18%		
Mo 202.031†	5740.6	0.5157 mg/L	0.00396	0.5157 mg/L	0.00396	0.77%		
Na 330.237†	18346.8	23.30 mg/L	0.109	23.30 mg/L	0.109	0.47%		
Ni 231.604†	25846.4	0.5000 mg/L	0.00269	0.5000 mg/L	0.00269	0.54%		
Pb 220.353†	4288.8	0.4945 mg/L	0.00402	0.4945 mg/L	0.00402	0.81%		
Sb 206.836†	1831.7	0.4701 mg/L	0.00626	0.4701 mg/L	0.00626	1.33%		
Se 196.026†	602.2	0.9178 mg/L	0.00762	0.9178 mg/L	0.00762	0.83%		
Sn 189.927†	1475.4	0.5187 mg/L	0.00473	0.5187 mg/L	0.00473	0.91%		
Ti 337.279†	321017.2	0.4960 mg/L	0.00025	0.4960 mg/L	0.00025	0.05%		
Tl 190.801†	600.9	0.5987 mg/L	0.00488	0.5987 mg/L	0.00488	0.81%		
V 292.402†	110870.5	0.5007 mg/L	0.00262	0.5007 mg/L	0.00262	0.52%		
Zn 213.857†	40322.8	0.4792 mg/L	0.00169	0.4792 mg/L	0.00169	0.35%		

Duplicate Check: BG61320-BSD1

Analyte	Expected Conc.	Measured Conc.	Std. Dev.	Units	Difference (%)
Y 360.073			0.000	mg/L	Not calculated
Ag 328.068	0.2422	0.2451	0.002	mg/L	1.2
Al 237.313	2.347	2.379	0.015	mg/L	1.3
As 188.979	0.4679	0.4698	0.003	mg/L	0.4

B 182.528	0.4662	0.4749	0.009	mg/L	1.9
Ba 233.527	0.4869	0.4931	0.002	mg/L	1.3
Be 313.107	0.0488	0.0496	0.000	mg/L	1.6
Ca 315.886	5.029	5.096	0.008	mg/L	1.3
Cd 228.802	0.2378	0.2405	0.000	mg/L	1.1
Co 228.616	0.4884	0.4941	0.002	mg/L	1.2
Cr 267.716	0.5036	0.5073	0.002	mg/L	0.7
Cu 324.752	0.4855	0.4923	0.003	mg/L	1.4
Fe 238.204	2.517	2.550	0.010	mg/L	1.3
Fe 234.349	2.498	2.529	0.012	mg/L	1.3
Mg 279.077	4.800	4.855	0.020	mg/L	1.1
Mn 257.610	0.4972	0.5045	0.001	mg/L	1.5
Mo 202.031	0.5098	0.5157	0.004	mg/L	1.2
Na 330.237	22.94	23.30	0.109	mg/L	1.6
Ni 231.604	0.4936	0.5000	0.003	mg/L	1.3
Pb 220.353	0.4906	0.4945	0.004	mg/L	0.8
Sb 206.836	0.4662	0.4701	0.006	mg/L	0.8
Se 196.026	0.9038	0.9178	0.008	mg/L	1.5
Sn 189.927	0.5151	0.5187	0.005	mg/L	0.7
Ti 337.279	0.4900	0.4960	0.000	mg/L	1.2
Tl 190.801	0.5877	0.5987	0.005	mg/L	1.9
V 292.402	0.4951	0.5007	0.003	mg/L	1.1
Zn 213.857	0.4750	0.4792	0.002	mg/L	0.9

Sequence No.: 18
 Sample ID: BG61320-SRML
 Analyst:
 Initial Sample Wt:
 Dilution:

Autosampler Location: 12
 Date Collected: 7/13/2006 4:04:43 PM
 Data Type: Original
 Initial Sample Vol:
 Sample Prep Vol:

Replicate Data: BG61320-SRML

Repl#	Analyte	Net Intensity	Corrected Intensity	Calib. Conc. Units	Sample Conc. Units	Analysis Time
1	Y 360.073	2309526.7	2309526.7			16:06:27
1	Ag 328.068†	249366.1	234064.7	0.7727 mg/L	0.7727 mg/L	16:06:33
1	Al 237.313†	439009.7	411483.0	49.06 mg/L	49.06 mg/L	16:06:33
1	As 188.979†	562.7	531.4	0.7447 mg/L	0.7447 mg/L	16:06:53
1	B 182.528†	998.0	971.6	0.8595 mg/L	0.8595 mg/L	16:06:53
1	Ba 233.527†	260640.2	244336.7	1.380 mg/L	1.380 mg/L	16:06:33
1	Be 313.107†	7426621.7	6957329.6	1.337 mg/L	1.337 mg/L	16:06:21
1	Ca 315.886†	5813927.4	5442944.2	39.99 mg/L	39.99 mg/L	16:06:21
1	Cd 228.802†	180150.5	168143.2	1.952 mg/L	1.952 mg/L	16:06:33
1	Co 228.616†	46782.3	44088.9	0.6279 mg/L	0.6279 mg/L	16:06:33
1	Cr 267.716†	80618.2	73812.1	0.5474 mg/L	0.5474 mg/L	16:06:33
1	Cu 324.752†	316938.2	294511.6	1.182 mg/L	1.182 mg/L	16:06:27
1	Fe 238.204†	11471674.5	10749892.1	81.39 mg/L	81.39 mg/L	16:06:21
1	Fe 234.349†	3531568.6	3308833.8	85.94 mg/L	85.94 mg/L	16:06:21
1	Mg 279.077†	351548.9	330389.7	17.67 mg/L	17.67 mg/L	16:06:33
1	Mn 257.610†	2670177.8	2500934.0	2.643 mg/L	2.643 mg/L	16:06:27
1	Mo 202.031†	6724.6	6222.4	0.5650 mg/L	0.5650 mg/L	16:06:53
1	Na 330.237†	9201.4	6356.8	8.788 mg/L	8.788 mg/L	16:06:33
1	Ni 231.604†	25527.9	24024.0	0.4645 mg/L	0.4645 mg/L	16:06:33
1	Pb 220.353†	6521.8	6205.9	0.7181 mg/L	0.7181 mg/L	16:06:53
1	Sb 206.836†	2919.8	2611.7	0.6736 mg/L	0.6736 mg/L	16:06:53
1	Se 196.026†	526.2	497.2	0.7577 mg/L	0.7577 mg/L	16:06:53
1	Sn 189.927†	5403.9	4959.7	1.763 mg/L	1.763 mg/L	16:06:53
1	Ti 337.279†	1065002.6	997295.4	1.542 mg/L	1.542 mg/L	16:06:27
1	Tl 190.801†	1842.1	1741.3	1.717 mg/L	1.717 mg/L	16:06:53
1	V 292.402†	136392.6	126176.2	0.5688 mg/L	0.5688 mg/L	16:06:33
1	Zn 213.857†	90326.0	83379.6	0.9975 mg/L	0.9975 mg/L	16:06:33
2	Y 360.073	2359478.0	2359478.0			16:07:10
2	Ag 328.068†	252156.2	231676.7	0.7649 mg/L	0.7649 mg/L	16:07:15
2	Al 237.313†	444773.3	408060.1	48.66 mg/L	48.66 mg/L	16:07:15
2	As 188.979†	547.3	506.0	0.7096 mg/L	0.7096 mg/L	16:07:35
2	B 182.528†	1007.5	960.5	0.8497 mg/L	0.8497 mg/L	16:07:35
2	Ba 233.527†	263707.2	241979.0	1.366 mg/L	1.366 mg/L	16:07:15
2	Be 313.107†	7387888.6	6774456.7	1.302 mg/L	1.302 mg/L	16:07:03
2	Ca 315.886†	5789561.5	5305246.1	38.98 mg/L	38.98 mg/L	16:07:03
2	Cd 228.802†	182068.4	166328.3	1.931 mg/L	1.931 mg/L	16:07:15

2	Co 228.616†	47399.3	43726.8	0.6227 mg/L	0.6227 mg/L	16:07:15
2	Cr 267.716†	81562.7	73079.1	0.5419 mg/L	0.5419 mg/L	16:07:15
2	Cu 324.752†	324631.9	295281.0	1.185 mg/L	1.185 mg/L	16:07:10
2	Fe 238.204†	11428311.8	10482519.6	79.37 mg/L	79.37 mg/L	16:07:03
2	Fe 234.349†	3515388.6	3223926.1	83.74 mg/L	83.74 mg/L	16:07:03
2	Mg 279.077†	355727.9	327248.5	17.51 mg/L	17.51 mg/L	16:07:15
2	Mn 257.610†	2722665.7	2496105.5	2.638 mg/L	2.638 mg/L	16:07:10
2	Mo 202.031†	6728.3	6092.3	0.5532 mg/L	0.5532 mg/L	16:07:35
2	Na 330.237†	9331.1	6293.3	8.701 mg/L	8.701 mg/L	16:07:15
2	Ni 231.604†	25812.7	23778.8	0.4597 mg/L	0.4597 mg/L	16:07:15
2	Pb 220.353†	6543.9	6096.8	0.7055 mg/L	0.7055 mg/L	16:07:35
2	Sb 206.836†	2949.7	2581.2	0.6657 mg/L	0.6657 mg/L	16:07:35
2	Se 196.026†	519.4	480.5	0.7323 mg/L	0.7323 mg/L	16:07:35
2	Sn 189.927†	5419.2	4866.5	1.730 mg/L	1.730 mg/L	16:07:35
2	Ti 337.279†	1085986.0	995414.1	1.539 mg/L	1.539 mg/L	16:07:10
2	Tl 190.801†	1868.3	1728.7	1.705 mg/L	1.705 mg/L	16:07:35
2	V 292.402†	137926.1	124876.9	0.5630 mg/L	0.5630 mg/L	16:07:15
2	Zn 213.857†	91467.8	82634.9	0.9886 mg/L	0.9886 mg/L	16:07:15

Mean Data: BG61320-SRM1

Analyte	Mean Corrected Intensity	Calib Conc. Units	Std.Dev.	Sample Conc. Units	Std.Dev.	RSD
Y 360.073	2334502.4				35320.89	1.51%
Ag 328.068†	232870.7	0.7688 mg/L	0.00557	0.7688 mg/L	0.00557	0.72%
Al 237.313†	409771.6	48.86 mg/L	0.281	48.86 mg/L	0.281	0.58%
As 188.979†	518.7	0.7271 mg/L	0.02482	0.7271 mg/L	0.02482	3.41%
B 182.528†	966.0	0.8546 mg/L	0.00693	0.8546 mg/L	0.00693	0.81%
Ba 233.527†	243157.9	1.373 mg/L	0.0094	1.373 mg/L	0.0094	0.69%
Be 313.107†	6865893.2	1.319 mg/L	0.0248	1.319 mg/L	0.0248	1.88%
Ca 315.886†	5374095.1	39.48 mg/L	0.716	39.48 mg/L	0.716	1.81%
Cd 228.802†	167235.7	1.942 mg/L	0.0148	1.942 mg/L	0.0148	0.76%
Co 228.616†	43907.9	0.6253 mg/L	0.00367	0.6253 mg/L	0.00367	0.59%
Cr 267.716†	73445.6	0.5447 mg/L	0.00391	0.5447 mg/L	0.00391	0.72%
Cu 324.752†	294896.3	1.183 mg/L	0.0022	1.183 mg/L	0.0022	0.18%
Fe 238.204†	10616205.8	80.38 mg/L	1.432	80.38 mg/L	1.432	1.78%
Fe 234.349†	3266379.9	84.84 mg/L	1.560	84.84 mg/L	1.560	1.84%
Mg 279.077†	328819.1	17.59 mg/L	0.117	17.59 mg/L	0.117	0.66%
Mn 257.610†	2498519.8	2.640 mg/L	0.0037	2.640 mg/L	0.0037	0.14%
Mo 202.031†	6157.3	0.5591 mg/L	0.00840	0.5591 mg/L	0.00840	1.50%
Na 330.237†	6325.1	8.745 mg/L	0.0617	8.745 mg/L	0.0617	0.71%
Ni 231.604†	23901.4	0.4621 mg/L	0.00337	0.4621 mg/L	0.00337	0.73%
Pb 220.353†	6151.3	0.7118 mg/L	0.00893	0.7118 mg/L	0.00893	1.25%
Sb 206.836†	2596.5	0.6696 mg/L	0.00559	0.6696 mg/L	0.00559	0.83%
Se 196.026†	488.8	0.7450 mg/L	0.01803	0.7450 mg/L	0.01803	2.42%
Sn 189.927†	4913.1	1.747 mg/L	0.0235	1.747 mg/L	0.0235	1.35%
Ti 337.279†	996354.7	1.541 mg/L	0.0021	1.541 mg/L	0.0021	0.13%
Tl 190.801†	1735.0	1.711 mg/L	0.0085	1.711 mg/L	0.0085	0.49%
V 292.402†	125526.5	0.5659 mg/L	0.00415	0.5659 mg/L	0.00415	0.73%
Zn 213.857†	83007.3	0.9931 mg/L	0.00631	0.9931 mg/L	0.00631	0.64%

Sequence No.: 19
 Sample ID: 0607134-01
 Analyst:
 Initial Sample Wt:
 Dilution:

Autosampler Location: 13
 Date Collected: 7/13/2006 4:09:13 PM
 Data Type: Original
 Initial Sample Vol:
 Sample Prep Vol:

Replicate Data: 0607134-01

Repl#	Analyte	Net Intensity	Corrected Intensity	Calib. Conc. Units	Sample Conc. Units	Analysis Time
1	Y 360.073	2260808.1	2260808.1			16:10:55
1	Ag 328.068†	110574.6	106230.0	0.3508 mg/L	0.3508 mg/L	16:11:01
1	Al 237.313†	145390.2	139255.1	16.30 mg/L	16.30 mg/L	16:11:01
1	As 188.979†	9.4	13.1	0.0226 mg/L	0.0226 mg/L	16:11:21
1	B 182.528†	-69.9	-30.7	-0.0280 mg/L	-0.0280 mg/L	16:11:21
1	Ba 233.527†	226129.3	216561.6	1.223 mg/L	1.223 mg/L	16:11:01
1	Be 313.107†	9061.9	6185.4	0.0013 mg/L	0.0013 mg/L	16:11:01
1	Ca 315.886†	6435244.3	6155166.0	45.23 mg/L	45.23 mg/L	16:10:49
1	Cd 228.802†	1655.9	901.3	0.0079 mg/L	0.0079 mg/L	16:11:21

1	Co 228.616†	467.4	694.6	0.0053 mg/L	0.0053 mg/L	16:11:21
1	Cr 267.716†	171944.3	162870.2	1.205 mg/L	1.205 mg/L	16:11:01
1	Cu 324.752†	2029920.7	1940817.8	7.774 mg/L	7.774 mg/L	16:10:55
1	Fe 238.204†	9554417.4	9146093.4	69.25 mg/L	69.25 mg/L	16:10:49
1	Fe 234.349†	2891039.9	2766949.3	71.87 mg/L	71.87 mg/L	16:10:55
1	Mg 279.077†	115131.3	111157.3	5.855 mg/L	5.855 mg/L	16:11:01
1	Mn 257.610†	1654118.7	1582143.9	1.672 mg/L	1.672 mg/L	16:10:55
1	Mo 202.031†	184.3	96.8	0.0120 mg/L	0.0120 mg/L	16:11:21
1	Na 330.237†	7701.7	5106.9	7.116 mg/L	7.116 mg/L	16:11:01
1	Ni 231.604†	11308.9	10927.1	0.2101 mg/L	0.2101 mg/L	16:11:01
1	Pb 220.353†	54220.6	52001.5	6.011 mg/L	6.011 mg/L	16:11:01
1	Sb 206.836†	226.2	92.0	0.0070 mg/L	0.0070 mg/L	16:11:21
1	Se 196.026†	2.6	6.5	0.0097 mg/L	0.0097 mg/L	16:11:21
1	Sn 189.927†	1488.7	1320.6	0.4644 mg/L	0.4644 mg/L	16:11:21
1	Ti 337.279†	573487.2	548255.8	0.8475 mg/L	0.8475 mg/L	16:10:55
1	Tl 190.801†	-37.1	-20.5	0.0298 mg/L	0.0298 mg/L	16:11:21
1	V 292.402†	73783.1	68992.0	0.3175 mg/L	0.3175 mg/L	16:11:01
1	Zn 213.857†	149391.2	141749.2	1.697 mg/L	1.697 mg/L	16:11:01
2	Y 360.073	2278222.2	2278222.2			16:11:35
2	Ag 328.068†	112104.7	106874.5	0.3530 mg/L	0.3530 mg/L	16:11:41
2	Al 237.313†	147374.0	140075.9	16.40 mg/L	16.40 mg/L	16:11:41
2	As 188.979†	13.0	16.4	0.0272 mg/L	0.0272 mg/L	16:12:01
2	B 182.528†	-66.4	-26.8	-0.0246 mg/L	-0.0246 mg/L	16:12:01
2	Ba 233.527†	229038.8	217671.0	1.229 mg/L	1.229 mg/L	16:11:41
2	Be 313.107†	8943.7	6006.7	0.0013 mg/L	0.0013 mg/L	16:11:41
2	Ca 315.886†	6489945.5	6160042.8	45.26 mg/L	45.26 mg/L	16:11:29
2	Cd 228.802†	1646.4	880.1	0.0076 mg/L	0.0076 mg/L	16:12:01
2	Co 228.616†	473.5	697.0	0.0054 mg/L	0.0054 mg/L	16:12:01
2	Cr 267.716†	174262.4	163814.3	1.212 mg/L	1.212 mg/L	16:11:41
2	Cu 324.752†	2039817.0	1935365.3	7.752 mg/L	7.752 mg/L	16:11:35
2	Fe 238.204†	9629414.7	9147427.0	69.26 mg/L	69.26 mg/L	16:11:29
2	Fe 234.349†	2905801.2	2759817.4	71.68 mg/L	71.68 mg/L	16:11:35
2	Mg 279.077†	116705.0	111809.9	5.891 mg/L	5.891 mg/L	16:11:41
2	Mn 257.610†	1663907.9	1579339.7	1.669 mg/L	1.669 mg/L	16:11:35
2	Mo 202.031†	178.1	89.6	0.0113 mg/L	0.0113 mg/L	16:12:01
2	Na 330.237†	7758.0	5104.1	7.111 mg/L	7.111 mg/L	16:11:41
2	Ni 231.604†	11532.9	11057.2	0.2127 mg/L	0.2127 mg/L	16:11:41
2	Pb 220.353†	54860.0	52212.2	6.036 mg/L	6.036 mg/L	16:11:41
2	Sb 206.836†	227.0	91.0	0.0067 mg/L	0.0067 mg/L	16:12:01
2	Se 196.026†	-4.0	0.3	0.0002 mg/L	0.0002 mg/L	16:12:01
2	Sn 189.927†	1484.3	1305.5	0.4590 mg/L	0.4590 mg/L	16:12:01
2	Ti 337.279†	577955.5	548304.1	0.8475 mg/L	0.8475 mg/L	16:11:35
2	Tl 190.801†	-18.5	-2.6	0.0468 mg/L	0.0468 mg/L	16:12:01
2	V 292.402†	74792.7	69411.3	0.3194 mg/L	0.3194 mg/L	16:11:41
2	Zn 213.857†	151263.4	142434.6	1.705 mg/L	1.705 mg/L	16:11:41

Mean Data: 0607134-01

Analyte	Mean Corrected Intensity	Calib Conc. Units	Std.Dev.	Sample Conc. Units	Std.Dev.	RSD
Y 360.073	2269515.2				12313.58	0.54%
Ag 328.068†	106552.2	0.3519 mg/L	0.00150	0.3519 mg/L	0.00150	0.43%
Al 237.313†	139665.5	16.35 mg/L	0.071	16.35 mg/L	0.071	0.43%
As 188.979†	14.7	0.0249 mg/L	0.00329	0.0249 mg/L	0.00329	13.21%
B 182.528†	-28.7	-0.0263 mg/L	0.00244	-0.0263 mg/L	0.00244	9.26%
Ba 233.527†	217116.3	1.226 mg/L	0.0044	1.226 mg/L	0.0044	0.36%
Be 313.107†	6096.1	0.0013 mg/L	0.00002	0.0013 mg/L	0.00002	1.88%
Ca 315.886†	6157604.4	45.24 mg/L	0.025	45.24 mg/L	0.025	0.06%
Cd 228.802†	890.7	0.0078 mg/L	0.00018	0.0078 mg/L	0.00018	2.34%
Co 228.616†	695.8	0.0054 mg/L	0.00002	0.0054 mg/L	0.00002	0.39%
Cr 267.716†	163342.3	1.208 mg/L	0.0049	1.208 mg/L	0.0049	0.41%
Cu 324.752†	1938091.5	7.763 mg/L	0.0154	7.763 mg/L	0.0154	0.20%
Fe 238.204†	9146760.2	69.25 mg/L	0.007	69.25 mg/L	0.007	0.01%
Fe 234.349†	2763383.4	71.78 mg/L	0.131	71.78 mg/L	0.131	0.18%
Mg 279.077†	111483.6	5.873 mg/L	0.0252	5.873 mg/L	0.0252	0.43%
Mn 257.610†	1580741.8	1.670 mg/L	0.0021	1.670 mg/L	0.0021	0.13%
Mo 202.031†	93.2	0.0117 mg/L	0.00047	0.0117 mg/L	0.00047	4.01%
Na 330.237†	5105.5	7.113 mg/L	0.0034	7.113 mg/L	0.0034	0.05%
Ni 231.604†	10992.1	0.2114 mg/L	0.00179	0.2114 mg/L	0.00179	0.85%
Pb 220.353†	52106.8	6.024 mg/L	0.0172	6.024 mg/L	0.0172	0.29%
Sb 206.836†	91.5	0.0068 mg/L	0.00023	0.0068 mg/L	0.00023	3.42%

Se 196.026†	3.4	0.0050 mg/L	0.00673	0.0050 mg/L	0.00673	135.33%
Sn 189.927†	1313.1	0.4617 mg/L	0.00380	0.4617 mg/L	0.00380	0.82%
Ti 337.279†	548279.9	0.8475 mg/L	0.00005	0.8475 mg/L	0.00005	0.01%
Tl 190.801†	-11.6	0.0383 mg/L	0.01203	0.0383 mg/L	0.01203	31.38%
V 292.402†	69201.6	0.3184 mg/L	0.00137	0.3184 mg/L	0.00137	0.43%
Zn 213.857†	142091.9	1.701 mg/L	0.0058	1.701 mg/L	0.0058	0.34%

Sequence No.: 20
 Sample ID: 0607134-02
 Analyst:
 Initial Sample Wt:
 Dilution:

Autosampler Location: 14
 Date Collected: 7/13/2006 4:13:39 PM
 Data Type: Original
 Initial Sample Vol:
 Sample Prep Vol:

Replicate Data: 0607134-02

Repl#	Analyte	Net Intensity	Corrected Intensity	Calib. Conc. Units	Sample Conc. Units	Analysis Time
1	Y 360.073	2312024.9	2312024.9			16:15:22
1	Ag 328.068†	26969.3	25619.4	0.0848 mg/L	0.0848 mg/L	16:15:27
1	Al 237.313†	342590.1	320777.0	38.27 mg/L	38.27 mg/L	16:15:27
1	As 188.979†	13.0	16.2	0.0384 mg/L	0.0384 mg/L	16:15:47
1	B 182.528†	-37.3	1.4	0.0003 mg/L	0.0003 mg/L	16:15:47
1	Ba 233.527†	284796.0	266685.8	1.507 mg/L	1.507 mg/L	16:15:27
1	Be 313.107†	20818.4	16998.8	0.0032 mg/L	0.0032 mg/L	16:15:27
1	Ca 315.886†	946416.1	880423.2	6.445 mg/L	6.445 mg/L	16:15:22
1	Cd 228.802†	1054.7	303.3	0.0007 mg/L	0.0007 mg/L	16:15:47
1	Co 228.616†	1325.7	1488.2	0.0137 mg/L	0.0137 mg/L	16:15:47
1	Cr 267.716†	24610.0	21299.4	0.1590 mg/L	0.1590 mg/L	16:15:27
1	Cu 324.752†	514994.7	479597.7	1.923 mg/L	1.923 mg/L	16:15:22
1	Fe 238.204†	8790839.7	8228660.2	62.30 mg/L	62.30 mg/L	16:15:15
1	Fe 234.349†	2678177.3	2506370.7	65.10 mg/L	65.10 mg/L	16:15:22
1	Mg 279.077†	196760.7	185131.5	9.862 mg/L	9.862 mg/L	16:15:27
1	Mn 257.610†	813032.0	759696.2	0.8023 mg/L	0.8023 mg/L	16:15:22
1	Mo 202.031†	104.9	18.6	0.0044 mg/L	0.0044 mg/L	16:15:47
1	Na 330.237†	6332.9	3662.3	5.365 mg/L	5.365 mg/L	16:15:27
1	Ni 231.604†	4411.5	4230.3	0.0799 mg/L	0.0799 mg/L	16:15:47
1	Pb 220.353†	7459.7	7077.2	0.8177 mg/L	0.8177 mg/L	16:15:47
1	Sb 206.836†	135.6	2.4	-0.0036 mg/L	-0.0036 mg/L	16:15:47
1	Se 196.026†	-6.6	-2.1	-0.0034 mg/L	-0.0034 mg/L	16:15:47
1	Sn 189.927†	366.7	238.7	0.0827 mg/L	0.0827 mg/L	16:15:47
1	Ti 337.279†	1805443.8	1689367.8	2.613 mg/L	2.613 mg/L	16:15:22
1	Tl 190.801†	-29.0	-12.2	0.0318 mg/L	0.0318 mg/L	16:15:47
1	V 292.402†	30573.9	26977.8	0.1193 mg/L	0.1193 mg/L	16:15:27
1	Zn 213.857†	96429.0	89001.3	1.068 mg/L	1.068 mg/L	16:15:27
2	Y 360.073	2290906.8	2290906.8			16:16:01
2	Ag 328.068†	27099.9	25975.5	0.0859 mg/L	0.0859 mg/L	16:16:07
2	Al 237.313†	343722.0	324802.7	38.75 mg/L	38.75 mg/L	16:16:07
2	As 188.979†	9.0	12.6	0.0333 mg/L	0.0333 mg/L	16:16:27
2	B 182.528†	-36.2	2.1	0.0010 mg/L	0.0010 mg/L	16:16:27
2	Ba 233.527†	285721.5	270017.9	1.525 mg/L	1.525 mg/L	16:16:07
2	Be 313.107†	21024.5	17373.1	0.0033 mg/L	0.0033 mg/L	16:16:07
2	Ca 315.886†	938593.0	881199.3	6.451 mg/L	6.451 mg/L	16:16:01
2	Cd 228.802†	1038.7	297.3	0.0007 mg/L	0.0007 mg/L	16:16:27
2	Co 228.616†	1336.4	1509.7	0.0140 mg/L	0.0140 mg/L	16:16:27
2	Cr 267.716†	24607.9	21509.8	0.1605 mg/L	0.1605 mg/L	16:16:07
2	Cu 324.752†	508639.7	478037.9	1.917 mg/L	1.917 mg/L	16:16:01
2	Fe 238.204†	8845126.5	8355808.8	63.26 mg/L	63.26 mg/L	16:15:54
2	Fe 234.349†	2653956.0	2506598.6	65.11 mg/L	65.11 mg/L	16:16:01
2	Mg 279.077†	197560.9	187585.5	9.994 mg/L	9.994 mg/L	16:16:07
2	Mn 257.610†	804882.3	759012.8	0.8016 mg/L	0.8016 mg/L	16:16:01
2	Mo 202.031†	92.5	7.8	0.0034 mg/L	0.0034 mg/L	16:16:27
2	Na 330.237†	6456.0	3833.2	5.575 mg/L	5.575 mg/L	16:16:07
2	Ni 231.604†	4375.3	4234.3	0.0799 mg/L	0.0799 mg/L	16:16:27
2	Pb 220.353†	7443.7	7126.6	0.8234 mg/L	0.8234 mg/L	16:16:27
2	Sb 206.836†	138.2	6.0	-0.0026 mg/L	-0.0026 mg/L	16:16:27
2	Se 196.026†	-6.7	-2.3	-0.0037 mg/L	-0.0037 mg/L	16:16:27
2	Sn 189.927†	357.2	232.9	0.0806 mg/L	0.0806 mg/L	16:16:27
2	Ti 337.279†	1780715.7	1681585.7	2.601 mg/L	2.601 mg/L	16:16:01
2	Tl 190.801†	-22.7	-6.5	0.0372 mg/L	0.0372 mg/L	16:16:27
2	V 292.402†	30687.0	27348.4	0.1210 mg/L	0.1210 mg/L	16:16:07

2 Zn 213.857† 96646.7 90039.2 1.081 mg/L 1.081 mg/L 16:16:07

 Mean Data: 0607134-02

Analyte	Mean Corrected Intensity	Conc.	Calib Units	Std.Dev.	Conc.	Sample Units	Std.Dev.	RSD
Y 360.073	2301465.9						14932.75	0.65%
Ag 328.068†	25797.4	0.0854 mg/L	✓	0.00083	0.0854 mg/L		0.00083	0.97%
Al 237.313†	322789.8	38.51 mg/L		0.344	38.51 mg/L		0.344	0.89%
As 188.979†	14.4	0.0358 mg/L	✓	0.00360	0.0358 mg/L		0.00360	10.06%
B 182.528†	1.7	0.0006 mg/L		0.00046	0.0006 mg/L		0.00046	70.43%
Ba 233.527†	268351.9	1.516 mg/L	✓	0.0133	1.516 mg/L		0.0133	0.88%
Be 313.107†	17186.0	0.0033 mg/L	✓	0.00005	0.0033 mg/L		0.00005	1.57%
Ca 315.886†	880811.3	6.448 mg/L		0.0040	6.448 mg/L		0.0040	0.06%
Cd 228.802†	300.3	0.0007 mg/L		0.00004	0.0007 mg/L		0.00004	5.18%
Co 228.616†	1498.9	0.0138 mg/L		0.00024	0.0138 mg/L		0.00024	1.70%
Cr 267.716†	21404.6	0.1597 mg/L	✓	0.00110	0.1597 mg/L		0.00110	0.69%
Cu 324.752†	478817.8	1.920 mg/L	✓	0.0044	1.920 mg/L		0.0044	0.23%
Fe 238.204†	8292234.5	62.78 mg/L		0.681	62.78 mg/L		0.681	1.08%
Fe 234.349†	2506484.6	65.10 mg/L		0.004	65.10 mg/L		0.004	0.01%
Mg 279.077†	186358.5	9.928 mg/L		0.0937	9.928 mg/L		0.0937	0.94%
Mn 257.610†	759354.5	0.8020 mg/L		0.00051	0.8020 mg/L		0.00051	0.06%
Mo 202.031†	13.2	0.0039 mg/L		0.00069	0.0039 mg/L		0.00069	17.77%
Na 330.237†	3747.7	5.470 mg/L		0.1489	5.470 mg/L		0.1489	2.72%
Ni 231.604†	4232.3	0.0799 mg/L	✓	0.00005	0.0799 mg/L		0.00005	0.07%
Pb 220.353†	7101.9	0.8205 mg/L	✓	0.00405	0.8205 mg/L		0.00405	0.49%
Sb 206.836†	4.2	-0.0031 mg/L		0.00065	-0.0031 mg/L		0.00065	20.99%
Se 196.026†	-2.2	-0.0035 mg/L		0.00020	-0.0035 mg/L		0.00020	5.77%
Sn 189.927†	235.8	0.0816 mg/L		0.00148	0.0816 mg/L		0.00148	1.82%
Ti 337.279†	1685476.7	2.607 mg/L		0.0085	2.607 mg/L		0.0085	0.33%
Tl 190.801†	-9.4	0.0345 mg/L		0.00381	0.0345 mg/L		0.00381	11.05%
V 292.402†	27163.1	0.1202 mg/L		0.00119	0.1202 mg/L		0.00119	0.99%
Zn 213.857†	89520.2	1.074 mg/L	✓	0.0088	1.074 mg/L		0.0088	0.82%

Sequence No.: 21
 Sample ID: 0607134-03
 Analyst:
 Initial Sample Wt:
 Dilution:

Autosampler Location: 15
 Date Collected: 7/13/2006 4:18:06 PM
 Data Type: Original
 Initial Sample Vol:
 Sample Prep Vol:

 Replicate Data: 0607134-03

Repl#	Analyte	Net Intensity	Corrected Intensity	Conc.	Calib. Units	Conc.	Sample Units	Analysis Time
1	Y 360.073	2320018.1	2320018.1					16:19:57
1	Ag 328.068†	634383.1	592192.9	1.955 mg/L		1.955 mg/L		16:19:57
1	Al 237.313†	430912.0	402068.1	47.43 mg/L		47.43 mg/L		16:20:02
1	As 188.979†	13.8	16.9	0.0364 mg/L		0.0364 mg/L		16:20:23
1	B 182.528†	-60.7	-20.4	-0.0189 mg/L		-0.0189 mg/L		16:20:23
1	Ba 233.527†	565267.0	527420.6	2.981 mg/L		2.981 mg/L		16:19:57
1	Be 313.107†	19135.1	15361.3	0.0034 mg/L		0.0034 mg/L		16:20:02
1	Ca 315.886†	1426341.0	1325096.0	9.714 mg/L		9.714 mg/L		16:19:57
1	Cd 228.802†	3658.1	2728.6	0.0269 mg/L		0.0269 mg/L		16:20:23
1	Co 228.616†	2547.3	2623.6	0.0292 mg/L		0.0292 mg/L		16:20:23
1	Cr 267.716†	353986.9	328498.0	2.432 mg/L		2.432 mg/L		16:20:02
1	Cu 324.752†	13756443.5	12830975.3	51.38 mg/L		51.38 mg/L		16:19:50
1	Fe 238.204†	20094955.2	18745994.4	141.9 mg/L		141.9 mg/L		16:19:50
1	Fe 234.349†	6526083.6	6087471.0	158.1 mg/L		158.1 mg/L		16:19:50
1	Mg 279.077†	239070.7	223968.2	11.77 mg/L		11.77 mg/L		16:20:02
1	Mn 257.610†	2006840.8	1870786.4	1.979 mg/L		1.979 mg/L		16:19:57
1	Mo 202.031†	451.0	341.2	0.0399 mg/L		0.0399 mg/L		16:20:23
1	Na 330.237†	5538.8	2901.0	3.267 mg/L		3.267 mg/L		16:20:02
1	Ni 231.604†	34290.7	32090.6	0.6218 mg/L		0.6218 mg/L		16:20:02
1	Pb 220.353†	63681.2	59502.6	6.880 mg/L		6.880 mg/L		16:20:02
1	Sb 206.836†	409.7	257.6	0.0352 mg/L		0.0352 mg/L		16:20:23
1	Se 196.026†	-5.5	-1.1	-0.0018 mg/L		-0.0018 mg/L		16:20:23
1	Sn 189.927†	9509.4	8766.8	3.123 mg/L		3.123 mg/L		16:20:23
1	Ti 337.279†	1662551.2	1550239.3	2.397 mg/L		2.397 mg/L		16:19:57
1	Tl 190.801†	-59.3	-40.4	0.0207 mg/L		0.0207 mg/L		16:20:23
1	V 292.402†	30664.9	26964.1	0.1365 mg/L		0.1365 mg/L		16:20:02

1	Zn 213.857†	2129012.4	1984901.3	23.83 mg/L	23.83 mg/L	16:19:57
2	Y 360.073	2295134.7	2295134.7			16:20:44
2	Ag 328.068†	628292.8	592866.0	1.957 mg/L	1.957 mg/L	16:20:44
2	Al 237.313†	436546.6	411740.1	48.57 mg/L	48.57 mg/L	16:20:50
2	As 188.979†	10.4	13.8	0.0321 mg/L	0.0321 mg/L	16:21:10
2	B 182.528†	-56.4	-16.9	-0.0158 mg/L	-0.0158 mg/L	16:21:10
2	Ba 233.527†	559963.7	528136.8	2.985 mg/L	2.985 mg/L	16:20:44
2	Be 313.107†	19288.7	15699.7	0.0035 mg/L	0.0035 mg/L	16:20:50
2	Ca 315.886†	1413205.3	1327135.3	9.729 mg/L	9.729 mg/L	16:20:44
2	Cd 228.802†	3619.2	2729.1	0.0269 mg/L	0.0269 mg/L	16:21:10
2	Co 228.616†	2533.7	2636.5	0.0294 mg/L	0.0294 mg/L	16:21:10
2	Cr 267.716†	358095.7	335953.0	2.488 mg/L	2.488 mg/L	16:20:50
2	Cu 324.752†	13995932.1	13195956.2	52.84 mg/L	52.84 mg/L	16:20:37
2	Fe 238.204†	20317041.6	19158674.9	145.1 mg/L	145.1 mg/L	16:20:37
2	Fe 234.349†	6609348.5	6231998.9	161.9 mg/L	161.9 mg/L	16:20:37
2	Mg 279.077†	241379.6	228563.7	12.01 mg/L	12.01 mg/L	16:20:50
2	Mn 257.610†	1987475.8	1872822.8	1.982 mg/L	1.982 mg/L	16:20:44
2	Mo 202.031†	457.5	351.9	0.0412 mg/L	0.0412 mg/L	16:21:10
2	Na 330.237†	5515.4	2934.9	3.317 mg/L	3.317 mg/L	16:20:50
2	Ni 231.604†	34562.7	32693.9	0.6336 mg/L	0.6336 mg/L	16:20:50
2	Pb 220.353†	64330.6	60759.1	7.026 mg/L	7.026 mg/L	16:20:50
2	Sb 206.836†	422.6	273.9	0.0388 mg/L	0.0388 mg/L	16:21:10
2	Se 196.026†	-7.1	-2.7	-0.0043 mg/L	-0.0043 mg/L	16:21:10
2	Sn 189.927†	9475.0	8830.6	3.146 mg/L	3.146 mg/L	16:21:10
2	Ti 337.279†	1647376.5	1552744.8	2.401 mg/L	2.401 mg/L	16:20:44
2	Tl 190.801†	-52.2	-34.3	0.0265 mg/L	0.0265 mg/L	16:21:10
2	V 292.402†	31051.0	27638.4	0.1399 mg/L	0.1399 mg/L	16:20:50
2	Zn 213.857†	2115968.0	1994133.9	23.94 mg/L	23.94 mg/L	16:20:44

Mean Data: 0607134-03

Analyte	Mean Corrected Intensity	Calib Conc. Units	Std.Dev.	Sample Conc. Units	Std.Dev.	RSD
Y 360.073	2307576.4				17595.22	0.76%
Ag 328.068†	592529.5	1.956 mg/L ✓	0.0016	1.956 mg/L	0.0016	0.08%
Al 237.313†	406904.1	48.00 mg/L	0.807	48.00 mg/L	0.807	1.68%
As 188.979†	15.4	0.0342 mg/L	0.00304	0.0342 mg/L	0.00304	8.88%
B 182.528†	-18.6	-0.0174 mg/L	0.00218	-0.0174 mg/L	0.00218	12.56%
Ba 233.527†	527778.7	2.983 mg/L ✓	0.0029	2.983 mg/L	0.0029	0.10%
Be 313.107†	15530.5	0.0034 mg/L ✓	0.00006	0.0034 mg/L	0.00006	1.66%
Ca 315.886†	1326115.7	9.722 mg/L	0.0106	9.722 mg/L	0.0106	0.11%
Cd 228.802†	2728.9	0.0269 mg/L ✓	0.00005	0.0269 mg/L	0.00005	0.17%
Co 228.616†	2630.0	0.0293 mg/L	0.00011	0.0293 mg/L	0.00011	0.36%
Cr 267.716†	332225.5	2.460 mg/L ✓	0.0391	2.460 mg/L	0.0391	1.59%
Cu 324.752†	13013465.7	52.11 mg/L	1.033	52.11 mg/L	1.033	1.98%
Fe 238.204†	18952334.7	143.5 mg/L	2.21	143.5 mg/L	2.21	1.54%
Fe 234.349†	6159735.0	160.0 mg/L	2.65	160.0 mg/L	2.65	1.66%
Mg 279.077†	226265.9	11.89 mg/L	0.170	11.89 mg/L	0.170	1.43%
Mn 257.610†	1871804.6	1.981 mg/L	0.0016	1.981 mg/L	0.0016	0.08%
Mo 202.031†	346.5	0.0405 mg/L	0.00087	0.0405 mg/L	0.00087	2.14%
Na 330.237†	2917.9	3.292 mg/L	0.0354	3.292 mg/L	0.0354	1.07%
Ni 231.604†	32392.3	0.6277 mg/L ✓	0.00830	0.6277 mg/L	0.00830	1.32%
Pb 220.353†	60130.8	6.953 mg/L ✓	0.1028	6.953 mg/L	0.1028	1.48%
Sb 206.836†	265.8	0.0370 mg/L	0.00254	0.0370 mg/L	0.00254	6.85%
Se 196.026†	-1.9	-0.0031 mg/L	0.00174	-0.0031 mg/L	0.00174	56.46%
Sn 189.927†	8798.7	3.134 mg/L	0.0161	3.134 mg/L	0.0161	0.51%
Ti 337.279†	1551492.1	2.399 mg/L	0.0027	2.399 mg/L	0.0027	0.11%
Tl 190.801†	-37.4	0.0236 mg/L	0.00413	0.0236 mg/L	0.00413	17.51%
V 292.402†	27301.2	0.1382 mg/L	0.00243	0.1382 mg/L	0.00243	1.76%
Zn 213.857†	1989517.6	23.89 mg/L	0.078	23.89 mg/L	0.078	0.33%

Sequence No.: 22
 Sample ID: 0607134-04
 Analyst:
 Initial Sample Wt:
 Dilution:

Autosampler Location: 16
 Date Collected: 7/13/2006 4:22:49 PM
 Data Type: Original
 Initial Sample Vol:
 Sample Prep Vol:

Replicate Data: 0607134-04

Net	Corrected	Calib.	Sample	Analysis
-----	-----------	--------	--------	----------

Repl#	Analyte	Intensity	Intensity	Conc. Units	Conc. Units	Time
1	Y 360.073	2273908.8	2273908.8			16:24:32
1	Ag 328.068†	20300.2	19694.7	0.0652 mg/L	0.0652 mg/L	16:24:38
1	Al 237.313†	397580.9	378494.4	45.26 mg/L	45.26 mg/L	16:24:38
1	As 188.979†	-5.7	-1.4	0.0151 mg/L	0.0151 mg/L	16:24:58
1	B 182.528†	-47.4	-8.8	-0.0087 mg/L	-0.0087 mg/L	16:24:58
1	Ba 233.527†	48995.2	46714.0	0.2626 mg/L	0.2626 mg/L	16:24:38
1	Be 313.107†	14942.5	11732.7	0.0022 mg/L	0.0022 mg/L	16:24:38
1	Ca 315.886†	1143394.7	1082763.1	7.933 mg/L	7.933 mg/L	16:24:32
1	Cd 228.802†	1072.2	336.6	0.0012 mg/L	0.0012 mg/L	16:24:58
1	Co 228.616†	1819.3	1978.8	0.0203 mg/L	0.0203 mg/L	16:24:58
1	Cr 267.716†	30653.0	27437.5	0.2041 mg/L	0.2041 mg/L	16:24:38
1	Cu 324.752†	534990.2	506711.1	2.032 mg/L	2.032 mg/L	16:24:32
1	Fe 238.204†	8306561.1	7905656.4	59.85 mg/L	59.85 mg/L	16:24:25
1	Fe 234.349†	2498409.6	2377288.8	61.75 mg/L	61.75 mg/L	16:24:32
1	Mg 279.077†	177795.2	170167.2	9.060 mg/L	9.060 mg/L	16:24:38
1	Mn 257.610†	750741.2	713164.3	0.7530 mg/L	0.7530 mg/L	16:24:32
1	Mo 202.031†	113.6	28.6	0.0050 mg/L	0.0050 mg/L	16:24:58
1	Na 330.237†	6484.0	3905.4	5.583 mg/L	5.583 mg/L	16:24:38
1	Ni 231.604†	4367.1	4257.3	0.0804 mg/L	0.0804 mg/L	16:24:58
1	Pb 220.353†	8282.0	7977.0	0.9226 mg/L	0.9226 mg/L	16:24:58
1	Sb 206.836†	144.4	12.9	-0.0014 mg/L	-0.0014 mg/L	16:24:58
1	Se 196.026†	-7.2	-2.8	-0.0044 mg/L	-0.0044 mg/L	16:24:58
1	Sn 189.927†	609.6	475.6	0.1676 mg/L	0.1676 mg/L	16:24:58
1	Ti 337.279†	1902792.4	1810357.2	2.800 mg/L	2.800 mg/L	16:24:32
1	Tl 190.801†	-19.9	-4.0	0.0396 mg/L	0.0396 mg/L	16:24:58
1	V 292.402†	22329.1	19609.9	0.0864 mg/L	0.0864 mg/L	16:24:38
1	Zn 213.857†	187371.8	177076.0	2.127 mg/L	2.127 mg/L	16:24:38
2	Y 360.073	2270696.4	2270696.4			16:25:12
2	Ag 328.068†	20010.9	19446.3	0.0644 mg/L	0.0644 mg/L	16:25:17
2	Al 237.313†	392471.6	374159.8	44.74 mg/L	44.74 mg/L	16:25:17
2	As 188.979†	-1.0	3.1	0.0213 mg/L	0.0213 mg/L	16:25:38
2	B 182.528†	-57.3	-18.4	-0.0171 mg/L	-0.0171 mg/L	16:25:38
2	Ba 233.527†	48418.5	46230.2	0.2598 mg/L	0.2598 mg/L	16:25:17
2	Be 313.107†	14803.8	11620.6	0.0022 mg/L	0.0022 mg/L	16:25:17
2	Ca 315.886†	1138813.7	1079936.4	7.912 mg/L	7.912 mg/L	16:25:12
2	Cd 228.802†	1062.0	328.3	0.0011 mg/L	0.0011 mg/L	16:25:38
2	Co 228.616†	1822.4	1984.2	0.0204 mg/L	0.0204 mg/L	16:25:38
2	Cr 267.716†	30259.8	27103.9	0.2017 mg/L	0.2017 mg/L	16:25:17
2	Cu 324.752†	529139.4	501854.7	2.013 mg/L	2.013 mg/L	16:25:12
2	Fe 238.204†	8291600.9	7902582.2	59.83 mg/L	59.83 mg/L	16:25:05
2	Fe 234.349†	2490502.1	2373116.0	61.64 mg/L	61.64 mg/L	16:25:12
2	Mg 279.077†	176080.9	168772.6	8.985 mg/L	8.985 mg/L	16:25:17
2	Mn 257.610†	747806.7	711378.1	0.7511 mg/L	0.7511 mg/L	16:25:12
2	Mo 202.031†	107.5	22.9	0.0045 mg/L	0.0045 mg/L	16:25:38
2	Na 330.237†	6465.0	3896.1	5.572 mg/L	5.572 mg/L	16:25:17
2	Ni 231.604†	4355.9	4252.6	0.0803 mg/L	0.0803 mg/L	16:25:38
2	Pb 220.353†	8267.6	7974.5	0.9222 mg/L	0.9222 mg/L	16:25:38
2	Sb 206.836†	158.6	26.6	0.0022 mg/L	0.0022 mg/L	16:25:38
2	Se 196.026†	-5.5	-1.1	-0.0020 mg/L	-0.0020 mg/L	16:25:38
2	Sn 189.927†	606.6	473.6	0.1668 mg/L	0.1668 mg/L	16:25:38
2	Ti 337.279†	1892954.3	1803542.1	2.789 mg/L	2.789 mg/L	16:25:12
2	Tl 190.801†	-30.3	-13.9	0.0301 mg/L	0.0301 mg/L	16:25:38
2	V 292.402†	22058.1	19381.7	0.0854 mg/L	0.0854 mg/L	16:25:17
2	Zn 213.857†	185333.7	175385.7	2.107 mg/L	2.107 mg/L	16:25:17

Mean Data: 0607134-04

Analyte	Mean Corrected		Calib	Std.Dev.	Sample		RSD
	Intensity	Conc. Units			Conc. Units	Std.Dev.	
Y 360.073	2272302.6						
Ag 328.068†	19570.5	0.0648 mg/L	✓	0.00058	0.0648 mg/L	0.00058	0.89%
Al 237.313†	376327.1	45.00 mg/L		0.369	45.00 mg/L	0.369	0.82%
As 188.979†	0.9	0.0182 mg/L		0.00432	0.0182 mg/L	0.00432	23.73%
B 182.528†	-13.6	-0.0129 mg/L		0.00599	-0.0129 mg/L	0.00599	46.44%
Ba 233.527†	46472.1	0.2612 mg/L	✓	0.00193	0.2612 mg/L	0.00193	0.74%
Be 313.107†	11676.6	0.0022 mg/L	✓	0.00002	0.0022 mg/L	0.00002	0.70%
Ca 315.886†	1081349.7	7.922 mg/L		0.0147	7.922 mg/L	0.0147	0.19%
Cd 228.802†	332.4	0.0012 mg/L		0.00008	0.0012 mg/L	0.00008	6.66%
Co 228.616†	1981.5	0.0204 mg/L		0.00007	0.0204 mg/L	0.00007	0.35%
Cr 267.716†	27270.7	0.2029 mg/L	✓	0.00175	0.2029 mg/L	0.00175	0.86%

Cu 324.752†	504282.9	2.022 mg/L	0.0138	2.022 mg/L	0.0138	0.68%
Fe 238.204†	7904119.3	59.84 mg/L	0.016	59.84 mg/L	0.016	0.03%
Fe 234.349†	2375202.4	61.69 mg/L	0.077	61.69 mg/L	0.077	0.12%
Mg 279.077†	169469.9	9.022 mg/L	0.0531	9.022 mg/L	0.0531	0.59%
Mn 257.610†	712271.2	0.7521 mg/L	0.00134	0.7521 mg/L	0.00134	0.18%
Mo 202.031†	25.7	0.0047 mg/L	0.00037	0.0047 mg/L	0.00037	7.74%
Na 330.237†	3900.7	5.578 mg/L	0.0076	5.578 mg/L	0.0076	0.14%
Ni 231.604†	4254.9	0.0803 mg/L	0.00007	0.0803 mg/L	0.00007	0.08%
Pb 220.353†	7975.7	0.9224 mg/L	0.00024	0.9224 mg/L	0.00024	0.03%
Sb 206.836†	19.7	0.0004 mg/L	0.00256	0.0004 mg/L	0.00256	586.84%
Se 196.026†	-1.9	-0.0032 mg/L	0.00175	-0.0032 mg/L	0.00175	54.66%
Sn 189.927†	474.6	0.1672 mg/L	0.00052	0.1672 mg/L	0.00052	0.31%
Ti 337.279†	1806949.6	2.794 mg/L	0.0075	2.794 mg/L	0.0075	0.27%
Tl 190.801†	-8.9	0.0349 mg/L	0.00674	0.0349 mg/L	0.00674	19.31%
V 292.402†	19495.8	0.0859 mg/L	0.00073	0.0859 mg/L	0.00073	0.85%
Zn 213.857†	176230.8	2.117 mg/L	0.0144	2.117 mg/L	0.0144	0.68%

Sequence No.: 23
Sample ID: 0607134-05
Analyst:
Initial Sample Wt:
Dilution:

Autosampler Location: 17
Date Collected: 7/13/2006 4:27:18 PM
Data Type: Original
Initial Sample Vol:
Sample Prep Vol:

Replicate Data: 0607134-05

Repl#	Analyte	Net Intensity	Corrected Intensity	Calib. Conc. Units	Sample Conc. Units	Analysis Time
1	Y 360.073	2346629.7	2346629.7			16:29:16
1	Ag 328.068†	448583.9	414113.8	1.367 mg/L	1.367 mg/L	16:29:22
1	Al 237.313†	579800.6	534833.4	63.01 mg/L	63.01 mg/L	16:29:22
1	As 188.979†	60.2	59.5	0.0988 mg/L	0.0988 mg/L	16:29:42
1	B 182.528†	-81.9	-39.3	-0.0356 mg/L	-0.0356 mg/L	16:29:42
1	Ba 233.527†	1783465.5	1645018.1	9.301 mg/L	9.301 mg/L	16:29:16
1	Be 313.107†	20705.8	16607.6	0.0038 mg/L	0.0038 mg/L	16:29:22
1	Ca 315.886†	3532543.5	3252614.3	23.89 mg/L	23.89 mg/L	16:29:16
1	Cd 228.802†	8257.2	6931.9	0.0739 mg/L	0.0739 mg/L	16:29:42
1	Co 228.616†	3445.2	3424.7	0.0395 mg/L	0.0395 mg/L	16:29:42
1	Cr 267.716†	303499.4	278187.0	2.064 mg/L	2.064 mg/L	16:29:22
1	Cu 324.752†	50637184.6	46701555.9	187.0 mg/L	187.0 mg/L	16:29:07
1	Fe 238.204†	27231105.5	25115266.6	190.2 mg/L	190.2 mg/L	16:29:07
1	Fe 234.349†	9266922.5	8546379.1	222.0 mg/L	222.0 mg/L	16:29:07
1	Mg 279.077†	306174.1	283330.3	14.85 mg/L	14.85 mg/L	16:29:22
1	Mn 257.610†	2523186.5	2325794.8	2.462 mg/L	2.462 mg/L	16:29:16
1	Mo 202.031†	448.8	334.3	0.0440 mg/L	0.0440 mg/L	16:29:42
1	Na 330.237†	5252.5	2578.3	1.076 mg/L	1.076 mg/L	16:29:22
1	Ni 231.604†	87928.6	81199.6	1.577 mg/L	1.577 mg/L	16:29:22
1	Pb 220.353†	164447.0	151767.9	17.55 mg/L	17.55 mg/L	16:29:22
1	Sb 206.836†	758.1	574.6	0.1227 mg/L	0.1227 mg/L	16:29:42
1	Se 196.026†	-12.1	-7.1	-0.0111 mg/L	-0.0111 mg/L	16:29:42
1	Sn 189.927†	37467.4	34452.6	12.28 mg/L	12.28 mg/L	16:29:42
1	Ti 337.279†	2025426.7	1867340.3	2.888 mg/L	2.888 mg/L	16:29:16
1	Tl 190.801†	-84.4	-62.9	0.0054 mg/L	0.0054 mg/L	16:29:42
1	V 292.402†	93582.7	84670.5	0.3925 mg/L	0.3925 mg/L	16:29:22
1	Zn 213.857†	4911356.8	4528609.9	54.33 mg/L	54.33 mg/L	16:29:16
2	Y 360.073	2371295.8	2371295.8			16:30:15
2	Ag 328.068†	451267.0	412259.1	1.361 mg/L	1.361 mg/L	16:30:20
2	Al 237.313†	582951.4	532146.6	62.70 mg/L	62.70 mg/L	16:30:20
2	As 188.979†	63.2	61.7	0.1018 mg/L	0.1018 mg/L	16:30:41
2	B 182.528†	-93.5	-49.0	-0.0443 mg/L	-0.0443 mg/L	16:30:41
2	Ba 233.527†	1803411.1	1646112.6	9.307 mg/L	9.307 mg/L	16:30:15
2	Be 313.107†	20701.5	16405.0	0.0037 mg/L	0.0037 mg/L	16:30:20
2	Ca 315.886†	3571356.4	3254149.0	23.90 mg/L	23.90 mg/L	16:30:15
2	Cd 228.802†	8231.8	6829.5	0.0728 mg/L	0.0728 mg/L	16:30:41
2	Co 228.616†	3422.2	3370.7	0.0387 mg/L	0.0387 mg/L	16:30:41
2	Cr 267.716†	305492.0	277093.9	2.056 mg/L	2.056 mg/L	16:30:20
2	Cu 324.752†	50860194.4	46419292.7	185.9 mg/L	185.9 mg/L	16:30:06
2	Fe 238.204†	27336313.1	24950038.6	188.9 mg/L	188.9 mg/L	16:30:06
2	Fe 234.349†	9304040.1	8491350.9	220.6 mg/L	220.6 mg/L	16:30:06
2	Mg 279.077†	308035.4	282091.7	14.78 mg/L	14.78 mg/L	16:30:20
2	Mn 257.610†	2551261.4	2327212.3	2.464 mg/L	2.464 mg/L	16:30:15

2	Mo 202.031†	425.1	308.4	0.0415 mg/L	0.0415 mg/L	16:30:41
2	Na 330.237†	5240.8	2517.3	1.008 mg/L	1.008 mg/L	16:30:20
2	Ni 231.604†	88323.5	80716.4	1.568 mg/L	1.568 mg/L	16:30:20
2	Pb 220.353†	165539.5	151187.4	17.49 mg/L	17.49 mg/L	16:30:20
2	Sb 206.836†	756.2	565.6	0.1205 mg/L	0.1205 mg/L	16:30:41
2	Se 196.026†	-9.6	-4.7	-0.0074 mg/L	-0.0074 mg/L	16:30:41
2	Sn 189.927†	37333.3	33970.7	12.11 mg/L	12.11 mg/L	16:30:41
2	Ti 337.279†	2043855.5	1864729.0	2.884 mg/L	2.884 mg/L	16:30:15
2	Tl 190.801†	-78.5	-56.7	0.0114 mg/L	0.0114 mg/L	16:30:41
2	V 292.402†	94078.4	84225.1	0.3905 mg/L	0.3905 mg/L	16:30:20
2	Zn 213.857†	4944059.7	4511339.5	54.13 mg/L	54.13 mg/L	16:30:15

Mean Data: 0607134-05

Analyte	Mean Corrected Intensity	Calib Conc. Units	Std.Dev.	Sample Conc. Units	Std.Dev.	RSD
Y 360.073	2358962.8				17441.51	0.74%
Ag 328.068†	413186.4	1.364 mg/L ✓	0.0043	1.364 mg/L	0.0043	0.32%
Al 237.313†	533490.0	62.85 mg/L	0.222	62.85 mg/L	0.222	0.35%
As 188.979†	60.6	0.1003 mg/L ✓	0.00213	0.1003 mg/L	0.00213	2.12%
B 182.528†	-44.1	-0.0400 mg/L	0.00612	-0.0400 mg/L	0.00612	15.32%
Ba 233.527†	1645565.4	9.304 mg/L ✓	0.0044	9.304 mg/L	0.0044	0.05%
Be 313.107†	16506.3	0.0037 mg/L	0.00003	0.0037 mg/L	0.00003	0.83%
Ca 315.886†	3253381.6	23.89 mg/L	0.008	23.89 mg/L	0.008	0.03%
Cd 228.802†	6880.7	0.0734 mg/L ✓	0.00083	0.0734 mg/L	0.00083	1.13%
Co 228.616†	3397.7	0.0391 mg/L	0.00054	0.0391 mg/L	0.00054	1.38%
Cr 267.716†	277640.5	2.060 mg/L ✓	0.0058	2.060 mg/L	0.0058	0.28%
Cu 324.752†	46560424.3	186.4 mg/L	0.80	186.4 mg/L	0.80	0.43%
Fe 238.204†	25032652.6	189.5 mg/L	0.88	189.5 mg/L	0.88	0.47%
Fe 234.349†	8518865.0	221.3 mg/L	1.01	221.3 mg/L	1.01	0.46%
Mg 279.077†	282711.0	14.82 mg/L	0.045	14.82 mg/L	0.045	0.31%
Mn 257.610†	2326503.6	2.463 mg/L	0.0010	2.463 mg/L	0.0010	0.04%
Mo 202.031†	321.3	0.0427 mg/L	0.00172	0.0427 mg/L	0.00172	4.03%
Na 330.237†	2547.8	1.042 mg/L	0.0477	1.042 mg/L	0.0477	4.58%
Ni 231.604†	80958.0	1.572 mg/L ✓	0.0066	1.572 mg/L	0.0066	0.42%
Pb 220.353†	151477.7	17.52 mg/L ✓	0.047	17.52 mg/L	0.047	0.27%
Sb 206.836†	570.1	0.1216 mg/L ✓	0.00160	0.1216 mg/L	0.00160	1.31%
Se 196.026†	-5.9	-0.0092 mg/L	0.00258	-0.0092 mg/L	0.00258	27.98%
Sn 189.927†	34211.7	12.20 mg/L	0.121	12.20 mg/L	0.121	1.00%
Ti 337.279†	1866034.7	2.886 mg/L	0.0029	2.886 mg/L	0.0029	0.10%
Tl 190.801†	-59.8	0.0084 mg/L	0.00419	0.0084 mg/L	0.00419	49.79%
V 292.402†	84447.8	0.3915 mg/L	0.00146	0.3915 mg/L	0.00146	0.37%
Zn 213.857†	4519974.7	54.23 mg/L	0.146	54.23 mg/L	0.146	0.27%

Sequence No.: 24
 Sample ID: 0607134-06
 Analyst:
 Initial Sample Wt:
 Dilution:

Autosampler Location: 18
 Date Collected: 7/13/2006 4:32:17 PM
 Data Type: Original
 Initial Sample Vol:
 Sample Prep Vol:

Replicate Data: 0607134-06

Repl#	Analyte	Net Intensity	Corrected Intensity	Calib. Conc. Units	Sample Conc. Units	Analysis Time
1	Y 360.073	2320495.2	2320495.2			16:34:21
1	Ag 328.068†	530015.2	494725.8	1.633 mg/L	1.633 mg/L	16:34:21
1	Al 237.313†	508942.0	474765.2	55.93 mg/L	55.93 mg/L	16:34:21
1	As 188.979†	39.2	40.6	0.0693 mg/L	0.0693 mg/L	16:34:41
1	B 182.528†	-6.5	30.2	0.0259 mg/L	0.0259 mg/L	16:34:41
1	Ba 233.527†	591814.3	552073.2	3.120 mg/L	3.120 mg/L	16:34:21
1	Be 313.107†	33042.4	28329.2	0.0060 mg/L	0.0060 mg/L	16:34:21
1	Ca 315.886†	6733864.2	6275229.3	46.11 mg/L	46.11 mg/L	16:34:12
1	Cd 228.802†	5741.2	4670.9	0.0484 mg/L	0.0484 mg/L	16:34:41
1	Co 228.616†	3796.9	3788.5	0.0458 mg/L	0.0458 mg/L	16:34:41
1	Cr 267.716†	320549.0	297242.1	2.203 mg/L	2.203 mg/L	16:34:21
1	Cu 324.752†	35485328.2	33095194.8	132.5 mg/L	132.5 mg/L	16:34:12
1	Fe 238.204†	24464995.9	22818142.8	172.8 mg/L	172.8 mg/L	16:34:12
1	Fe 234.349†	8174522.6	7623743.2	198.0 mg/L	198.0 mg/L	16:34:12
1	Mg 279.077†	293607.3	274789.5	14.44 mg/L	14.44 mg/L	16:34:21
1	Mn 257.610†	2287694.2	2132357.7	2.257 mg/L	2.257 mg/L	16:34:21

1	Mo 202.031†	326.1	224.6	0.0323 mg/L	0.0323 mg/L	16:34:41
1	Na 330.237†	6813.9	4089.2	4.189 mg/L	4.189 mg/L	16:34:21
1	Ni 231.604†	64395.1	60162.9	1.168 mg/L	1.168 mg/L	16:34:21
1	Pb 220.353†	181885.2	169741.1	19.63 mg/L	19.63 mg/L	16:34:21
1	Sb 206.836†	687.0	516.1	0.1057 mg/L	0.1057 mg/L	16:34:41
1	Se 196.026†	-8.6	-3.9	-0.0062 mg/L	-0.0062 mg/L	16:34:41
1	Sn 189.927†	24189.7	22457.5	8.004 mg/L	8.004 mg/L	16:34:41
1	Ti 337.279†	1653614.8	1541585.2	2.384 mg/L	2.384 mg/L	16:34:21
1	Tl 190.801†	-83.0	-62.4	0.0021 mg/L	0.0021 mg/L	16:34:41
1	V 292.402†	71723.9	65254.6	0.3068 mg/L	0.3068 mg/L	16:34:21
1	Zn 213.857†	3071920.2	2863957.3	34.35 mg/L	34.35 mg/L	16:34:21
2	Y 360.073	2340822.5	2340822.5			16:35:18
2	Ag 328.068†	533544.8	493696.4	1.630 mg/L	1.630 mg/L	16:35:18
2	Al 237.313†	512674.3	474094.0	55.86 mg/L	55.86 mg/L	16:35:18
2	As 188.979†	42.4	43.2	0.0730 mg/L	0.0730 mg/L	16:35:39
2	B 182.528†	-20.8	17.1	0.0143 mg/L	0.0143 mg/L	16:35:39
2	Ba 233.527†	596209.1	551343.4	3.116 mg/L	3.116 mg/L	16:35:18
2	Be 313.107†	33297.9	28297.8	0.0060 mg/L	0.0060 mg/L	16:35:18
2	Ca 315.886†	6744660.0	6230670.1	45.78 mg/L	45.78 mg/L	16:35:09
2	Cd 228.802†	5729.6	4613.7	0.0478 mg/L	0.0478 mg/L	16:35:39
2	Co 228.616†	3772.8	3735.5	0.0451 mg/L	0.0451 mg/L	16:35:39
2	Cr 267.716†	322939.0	296855.6	2.200 mg/L	2.200 mg/L	16:35:18
2	Cu 324.752†	35396927.6	32726043.4	131.0 mg/L	131.0 mg/L	16:35:09
2	Fe 238.204†	24501406.4	22653653.4	171.5 mg/L	171.5 mg/L	16:35:09
2	Fe 234.349†	8182743.3	7565134.3	196.5 mg/L	196.5 mg/L	16:35:09
2	Mg 279.077†	295971.9	274597.7	14.43 mg/L	14.43 mg/L	16:35:18
2	Mn 257.610†	2304823.1	2129666.1	2.254 mg/L	2.254 mg/L	16:35:18
2	Mo 202.031†	316.8	213.4	0.0312 mg/L	0.0312 mg/L	16:35:39
2	Na 330.237†	6813.9	4034.1	4.120 mg/L	4.120 mg/L	16:35:18
2	Ni 231.604†	64909.8	60117.3	1.167 mg/L	1.167 mg/L	16:35:18
2	Pb 220.353†	183416.0	169683.2	19.63 mg/L	19.63 mg/L	16:35:18
2	Sb 206.836†	676.0	500.4	0.1016 mg/L	0.1016 mg/L	16:35:39
2	Se 196.026†	-15.2	-10.0	-0.0154 mg/L	-0.0154 mg/L	16:35:39
2	Sn 189.927†	24020.5	22105.2	7.879 mg/L	7.879 mg/L	16:35:39
2	Ti 337.279†	1665597.5	1539271.1	2.380 mg/L	2.380 mg/L	16:35:18
2	Tl 190.801†	-85.7	-64.3	0.0003 mg/L	0.0003 mg/L	16:35:39
2	V 292.402†	72182.4	65097.5	0.3061 mg/L	0.3061 mg/L	16:35:18
2	Zn 213.857†	3090690.5	2856431.5	34.26 mg/L	34.26 mg/L	16:35:18

Mean Data: 0607134-06

Analyte	Mean Corrected Intensity	Calib Conc. Units	Std.Dev.	Sample Conc. Units	Std.Dev.	RSD
Y 360.073	2330658.9				14373.58	0.62%
Ag 328.068†	494211.1	1.631 mg/L	0.0024	1.631 mg/L	0.0024	0.15%
Al 237.313†	474429.6	55.89 mg/L	0.050	55.89 mg/L	0.050	0.09%
As 188.979†	41.9	0.0711 mg/L	0.00262	0.0711 mg/L	0.00262	3.68%
B 182.528†	23.7	0.0201 mg/L	0.00823	0.0201 mg/L	0.00823	40.98%
Ba 233.527†	551708.3	3.118 mg/L	0.0029	3.118 mg/L	0.0029	0.09%
Be 313.107†	28313.5	0.0060 mg/L	0.00001	0.0060 mg/L	0.00001	0.13%
Ca 315.886†	6252949.7	45.94 mg/L	0.232	45.94 mg/L	0.232	0.50%
Cd 228.802†	4642.3	0.0481 mg/L	0.00046	0.0481 mg/L	0.00046	0.95%
Co 228.616†	3762.0	0.0455 mg/L	0.00053	0.0455 mg/L	0.00053	1.17%
Cr 267.716†	297048.8	2.202 mg/L	0.0021	2.202 mg/L	0.0021	0.09%
Cu 324.752†	32910619.1	131.8 mg/L	1.05	131.8 mg/L	1.05	0.79%
Fe 238.204†	22735898.1	172.2 mg/L	0.88	172.2 mg/L	0.88	0.51%
Fe 234.349†	7594438.7	197.3 mg/L	1.08	197.3 mg/L	1.08	0.55%
Mg 279.077†	274693.6	14.43 mg/L	0.005	14.43 mg/L	0.005	0.04%
Mn 257.610†	2131011.9	2.256 mg/L	0.0020	2.256 mg/L	0.0020	0.09%
Mo 202.031†	219.0	0.0318 mg/L	0.00079	0.0318 mg/L	0.00079	2.49%
Na 330.237†	4061.7	4.155 mg/L	0.0484	4.155 mg/L	0.0484	1.17%
Ni 231.604†	60140.1	1.167 mg/L	0.0006	1.167 mg/L	0.0006	0.05%
Pb 220.353†	169712.2	19.63 mg/L	0.005	19.63 mg/L	0.005	0.02%
Sb 206.836†	508.3	0.1037 mg/L	0.00288	0.1037 mg/L	0.00288	2.78%
Se 196.026†	-6.9	-0.0108 mg/L	0.00650	-0.0108 mg/L	0.00650	60.21%
Sn 189.927†	22281.3	7.942 mg/L	0.0888	7.942 mg/L	0.0888	1.12%
Ti 337.279†	1540428.2	2.382 mg/L	0.0025	2.382 mg/L	0.0025	0.11%
Tl 190.801†	-63.4	0.0012 mg/L	0.00127	0.0012 mg/L	0.00127	106.04%
V 292.402†	65176.0	0.3064 mg/L	0.00051	0.3064 mg/L	0.00051	0.17%
Zn 213.857†	2860194.4	34.31 mg/L	0.063	34.31 mg/L	0.063	0.18%

Sequence No.: 25
 Sample ID: CCV
 Analyst:
 Initial Sample Wt:
 Dilution:

Autosampler Location: 3
 Date Collected: 7/13/2006 4:37:15 PM
 Data Type: Original
 Initial Sample Vol:
 Sample Prep Vol:

 Replicate Data: CCV

Repl#	Analyte	Net Intensity	Corrected Intensity	Calib. Conc. Units	Sample Conc. Units	Analysis Time
1	Y 360.073	2227631.3	2227631.3			16:38:49
1	Ag 328.068†	76053.1	74265.5	0.2454 mg/L	0.2454 mg/L	16:38:54
1	Al 237.313†	20914.0	20387.3	2.441 mg/L	2.441 mg/L	16:38:54
1	As 188.979†	367.2	360.7	0.5019 mg/L	0.5019 mg/L	16:39:14
1	B 182.528†	551.5	572.1	0.5058 mg/L	0.5058 mg/L	16:39:14
1	Ba 233.527†	90018.8	87541.1	0.4931 mg/L	0.4931 mg/L	16:38:54
1	Be 313.107†	269629.1	259481.0	0.0497 mg/L	0.0497 mg/L	16:38:49
1	Ca 315.886†	708567.3	682894.9	4.993 mg/L	4.993 mg/L	16:38:49
1	Cd 228.802†	22623.4	21296.9	0.2451 mg/L	0.2451 mg/L	16:38:54
1	Co 228.616†	35435.5	34676.1	0.4947 mg/L	0.4947 mg/L	16:38:54
1	Cr 267.716†	70907.9	67155.1	0.4947 mg/L	0.4947 mg/L	16:38:54
1	Cu 324.752†	219737.5	210991.0	0.8470 mg/L	0.8470 mg/L	16:38:54
1	Fe 238.204†	342177.5	331731.4	2.503 mg/L	2.503 mg/L	16:38:54
1	Fe 234.349†	99667.0	96079.0	2.485 mg/L	2.485 mg/L	16:38:54
1	Mg 279.077†	93457.7	91740.8	4.945 mg/L	4.945 mg/L	16:38:54
1	Mn 257.610†	491162.1	475802.7	0.5002 mg/L	0.5002 mg/L	16:38:49
1	Mo 202.031†	5798.9	5554.6	0.4990 mg/L	0.4990 mg/L	16:39:14
1	Na 330.237†	21466.7	18590.8	23.60 mg/L	23.60 mg/L	16:38:54
1	Ni 231.604†	26352.2	25704.4	0.4973 mg/L	0.4973 mg/L	16:38:54
1	Pb 220.353†	4426.4	4394.7	0.5067 mg/L	0.5067 mg/L	16:39:14
1	Sb 206.836†	2101.4	1917.1	0.4926 mg/L	0.4926 mg/L	16:39:14
1	Se 196.026†	672.3	657.3	1.002 mg/L	1.002 mg/L	16:39:14
1	Sn 189.927†	1563.6	1414.6	0.4971 mg/L	0.4971 mg/L	16:39:14
1	Ti 337.279†	331684.8	321497.9	0.4967 mg/L	0.4967 mg/L	16:38:49
1	Tl 190.801†	619.1	616.5	0.6135 mg/L	0.6135 mg/L	16:39:14
1	V 292.402†	114891.4	109984.8	0.4966 mg/L	0.4966 mg/L	16:38:54
1	Zn 213.857†	48034.2	45401.0	0.5400 mg/L	0.5400 mg/L	16:38:54
2	Y 360.073	2234609.2	2234609.2			16:39:21
2	Ag 328.068†	76148.0	74126.7	0.2449 mg/L	0.2449 mg/L	16:39:27
2	Al 237.313†	20893.2	20303.8	2.431 mg/L	2.431 mg/L	16:39:27
2	As 188.979†	365.0	357.5	0.4974 mg/L	0.4974 mg/L	16:39:47
2	B 182.528†	547.5	566.6	0.5009 mg/L	0.5009 mg/L	16:39:47
2	Ba 233.527†	90019.0	87268.2	0.4916 mg/L	0.4916 mg/L	16:39:27
2	Be 313.107†	270114.7	259133.3	0.0496 mg/L	0.0496 mg/L	16:39:21
2	Ca 315.886†	710514.1	682630.7	4.991 mg/L	4.991 mg/L	16:39:21
2	Cd 228.802†	22533.2	21140.9	0.2433 mg/L	0.2433 mg/L	16:39:27
2	Co 228.616†	35526.0	34656.3	0.4945 mg/L	0.4945 mg/L	16:39:27
2	Cr 267.716†	70984.4	67014.1	0.4937 mg/L	0.4937 mg/L	16:39:27
2	Cu 324.752†	211375.5	202225.2	0.8119 mg/L	0.8119 mg/L	16:39:27
2	Fe 238.204†	342326.0	330837.1	2.496 mg/L	2.496 mg/L	16:39:27
2	Fe 234.349†	99573.1	95685.7	2.475 mg/L	2.475 mg/L	16:39:27
2	Mg 279.077†	93559.3	91555.7	4.935 mg/L	4.935 mg/L	16:39:27
2	Mn 257.610†	492334.2	475447.8	0.4999 mg/L	0.4999 mg/L	16:39:21
2	Mo 202.031†	5811.2	5549.0	0.4985 mg/L	0.4985 mg/L	16:39:47
2	Na 330.237†	21361.3	18423.6	23.39 mg/L	23.39 mg/L	16:39:27
2	Ni 231.604†	26327.4	25600.4	0.4952 mg/L	0.4952 mg/L	16:39:27
2	Pb 220.353†	4408.7	4364.1	0.5032 mg/L	0.5032 mg/L	16:39:47
2	Sb 206.836†	2077.2	1887.3	0.4848 mg/L	0.4848 mg/L	16:39:47
2	Se 196.026†	668.9	651.9	0.9936 mg/L	0.9936 mg/L	16:39:47
2	Sn 189.927†	1554.5	1401.1	0.4923 mg/L	0.4923 mg/L	16:39:47
2	Ti 337.279†	333396.4	322149.4	0.4977 mg/L	0.4977 mg/L	16:39:21
2	Tl 190.801†	621.5	616.9	0.6139 mg/L	0.6139 mg/L	16:39:47
2	V 292.402†	114891.4	109636.2	0.4951 mg/L	0.4951 mg/L	16:39:27
2	Zn 213.857†	47683.1	44915.1	0.5342 mg/L	0.5342 mg/L	16:39:27

 Mean Data: CCV

Analyte	Mean Corrected Intensity	Calib Conc. Units	Std.Dev.	Sample Conc. Units	Std.Dev.	RSD
Y 360.073	2231120.2				4934.14	0.22%

Ag 328.068†	74196.1	0.2451 mg/L	0.00032	0.2451 mg/L	0.00032	0.13%
QC value within limits for Ag 328.068			Recovery = 98.06%			
Al 237.313†	20345.5	2.436 mg/L	0.0071	2.436 mg/L	0.0071	0.29%
QC value within limits for Al 237.313			Recovery = 97.44%			
As 188.979†	359.1	0.4997 mg/L	0.00318	0.4997 mg/L	0.00318	0.64%
QC value within limits for As 188.979			Recovery = 99.94%			
B 182.528†	569.3	0.5033 mg/L	0.00346	0.5033 mg/L	0.00346	0.69%
QC value within limits for B 182.528			Recovery = 100.66%			
Ba 233.527†	87404.7	0.4924 mg/L	0.00109	0.4924 mg/L	0.00109	0.22%
QC value within limits for Ba 233.527			Recovery = 98.48%			
Be 313.107†	259307.2	0.0497 mg/L	0.00005	0.0497 mg/L	0.00005	0.10%
QC value within limits for Be 313.107			Recovery = 99.36%			
Ca 315.886†	682762.8	4.992 mg/L	0.0014	4.992 mg/L	0.0014	0.03%
QC value within limits for Ca 315.886			Recovery = 99.85%			
Cd 228.802†	21218.9	0.2442 mg/L	0.00127	0.2442 mg/L	0.00127	0.52%
QC value within limits for Cd 228.802			Recovery = 97.68%			
Co 228.616†	34666.2	0.4946 mg/L	0.00020	0.4946 mg/L	0.00020	0.04%
QC value within limits for Co 228.616			Recovery = 98.92%			
Cr 267.716†	67084.6	0.4942 mg/L	0.00074	0.4942 mg/L	0.00074	0.15%
QC value within limits for Cr 267.716			Recovery = 98.84%			
Cu 324.752†	206608.1	0.8295 mg/L	0.02482	0.8295 mg/L	0.02482	2.99%
QC value greater than the upper limit for Cu 324.752			Recovery = 165.90%			
Fe 238.204†	331284.3	2.499 mg/L	0.0048	2.499 mg/L	0.0048	0.19%
QC value within limits for Fe 238.204			Recovery = 99.97%			
Fe 234.349†	95882.3	2.480 mg/L	0.0072	2.480 mg/L	0.0072	0.29%
QC value within limits for Fe 234.349			Recovery = 99.20%			
Mg 279.077†	91648.2	4.940 mg/L	0.0071	4.940 mg/L	0.0071	0.14%
QC value within limits for Mg 279.077			Recovery = 98.79%			
Mn 257.610†	475625.2	0.5000 mg/L	0.00027	0.5000 mg/L	0.00027	0.05%
QC value within limits for Mn 257.610			Recovery = 100.01%			
Mo 202.031†	5551.8	0.4987 mg/L	0.00036	0.4987 mg/L	0.00036	0.07%
QC value within limits for Mo 202.031			Recovery = 99.75%			
Na 330.237†	18507.2	23.50 mg/L	0.146	23.50 mg/L	0.146	0.62%
QC value within limits for Na 330.237			Recovery = 93.98%			
Ni 231.604†	25652.4	0.4963 mg/L	0.00143	0.4963 mg/L	0.00143	0.29%
QC value within limits for Ni 231.604			Recovery = 99.25%			
Pb 220.353†	4379.4	0.5049 mg/L	0.00250	0.5049 mg/L	0.00250	0.50%
QC value within limits for Pb 220.353			Recovery = 100.99%			
Sb 206.836†	1902.2	0.4887 mg/L	0.00549	0.4887 mg/L	0.00549	1.12%
QC value within limits for Sb 206.836			Recovery = 97.74%			
Se 196.026†	654.6	0.9977 mg/L	0.00576	0.9977 mg/L	0.00576	0.58%
QC value within limits for Se 196.026			Recovery = 99.77%			
Sn 189.927†	1407.8	0.4947 mg/L	0.00340	0.4947 mg/L	0.00340	0.69%
QC value within limits for Sn 189.927			Recovery = 98.93%			
Ti 337.279†	321823.6	0.4972 mg/L	0.00071	0.4972 mg/L	0.00071	0.14%
QC value within limits for Ti 337.279			Recovery = 99.45%			
Tl 190.801†	616.7	0.6137 mg/L	0.00031	0.6137 mg/L	0.00031	0.05%
QC value greater than the upper limit for Tl 190.801			Recovery = 122.74%			
V 292.402†	109810.5	0.4959 mg/L	0.00111	0.4959 mg/L	0.00111	0.22%
QC value within limits for V 292.402			Recovery = 99.17%			
Zn 213.857†	45158.0	0.5371 mg/L	0.00411	0.5371 mg/L	0.00411	0.76%
QC value within limits for Zn 213.857			Recovery = 107.43%			
QC Failed. Continue with analysis.						

Sequence No.: 26
 Sample ID: ICCB
 Analyst:
 Initial Sample Wt:
 Dilution:

Autosampler Location: 1
 Date Collected: 7/13/2006 4:41:24 PM
 Data Type: Original
 Initial Sample Vol:
 Sample Prep Vol:

Replicate Data: ICCB

Repl#	Analyte	Net Intensity	Corrected Intensity	Calib. Conc. Units	Sample Conc. Units	Analysis Time
1	Y 360.073	2211997.6	2211997.6			16:42:55
1	Ag 328.068†	-357.6	22.7	0.0003 mg/L	0.0003 mg/L	16:43:01
1	Al 237.313†	-81.9	-12.7	-0.0009 mg/L	-0.0009 mg/L	16:43:21
1	As 188.979†	-4.9	-0.8	-0.0009 mg/L	-0.0009 mg/L	16:43:21
1	B 182.528†	-27.1	9.7	0.0078 mg/L	0.0078 mg/L	16:43:21
1	Ba 233.527†	-65.2	15.3	-0.0015 mg/L	-0.0015 mg/L	16:43:21

1	Be 313.107†	2658.8	111.6	-0.0001 mg/L	-0.0001 mg/L	16:42:55
1	Ca 315.886†	5675.1	5.6	-0.0278 mg/L	-0.0278 mg/L	16:43:01
1	Cd 228.802†	703.8	4.7	-0.0007 mg/L	-0.0007 mg/L	16:43:21
1	Co 228.616†	-246.5	6.0	-0.0022 mg/L	-0.0022 mg/L	16:43:21
1	Cr 267.716†	1737.3	-38.9	-0.0017 mg/L	-0.0017 mg/L	16:43:01
1	Cu 324.752†	59657.7	55867.5	0.2257 mg/L	0.2257 mg/L	16:43:01
1	Fe 238.204†	2790.5	2003.0	0.0050 mg/L	0.0050 mg/L	16:43:21
1	Fe 234.349†	1358.1	571.6	0.0088 mg/L	0.0088 mg/L	16:43:21
1	Mg 279.077†	-933.4	24.2	-0.0073 mg/L	-0.0073 mg/L	16:43:01
1	Mn 257.610†	1897.4	447.4	-0.0021 mg/L	-0.0021 mg/L	16:43:01
1	Mo 202.031†	98.9	17.1	-0.0004 mg/L	-0.0004 mg/L	16:43:21
1	Na 330.237†	2233.4	-80.9	0.5037 mg/L	0.5037 mg/L	16:43:01
1	Ni 231.604†	-95.3	7.4	-0.0023 mg/L	-0.0023 mg/L	16:43:21
1	Pb 220.353†	-59.5	35.8	0.0002 mg/L	0.0002 mg/L	16:43:21
1	Sb 206.836†	132.6	5.2	-0.0009 mg/L	-0.0009 mg/L	16:43:21
1	Se 196.026†	-4.7	-0.5	-0.0010 mg/L	-0.0010 mg/L	16:43:21
1	Sn 189.927†	97.1	-9.6	-0.0119 mg/L	-0.0119 mg/L	16:43:21
1	Ti 337.279†	896.8	111.3	-0.0004 mg/L	-0.0004 mg/L	16:43:01
1	Tl 190.801†	-8.6	6.5	0.0320 mg/L	0.0320 mg/L	16:43:21
1	V 292.402†	1648.3	-30.6	-0.0009 mg/L	-0.0009 mg/L	16:43:01
1	Zn 213.857†	3295.5	1955.6	0.0210 mg/L	0.0210 mg/L	16:43:21
2	Y 360.073	2220500.9	2220500.9			16:43:27
2	Ag 328.068†	-324.6	56.1	0.0004 mg/L	0.0004 mg/L	16:43:32
2	Al 237.313†	-68.4	0.7	0.0007 mg/L	0.0007 mg/L	16:43:52
2	As 188.979†	-3.4	0.7	0.0011 mg/L	0.0011 mg/L	16:43:52
2	B 182.528†	-24.0	12.8	0.0105 mg/L	0.0105 mg/L	16:43:52
2	Ba 233.527†	-61.1	19.6	-0.0014 mg/L	-0.0014 mg/L	16:43:52
2	Be 313.107†	2538.0	-16.1	-0.0002 mg/L	-0.0002 mg/L	16:43:27
2	Ca 315.886†	5792.3	98.5	-0.0271 mg/L	-0.0271 mg/L	16:43:32
2	Cd 228.802†	707.6	5.8	-0.0007 mg/L	-0.0007 mg/L	16:43:52
2	Co 228.616†	-236.7	16.4	-0.0021 mg/L	-0.0021 mg/L	16:43:52
2	Cr 267.716†	1812.7	28.1	-0.0012 mg/L	-0.0012 mg/L	16:43:32
2	Cu 324.752†	56884.2	52940.6	0.2140 mg/L	0.2140 mg/L	16:43:32
2	Fe 238.204†	2613.7	1820.3	0.0037 mg/L	0.0037 mg/L	16:43:52
2	Fe 234.349†	1296.2	506.2	0.0071 mg/L	0.0071 mg/L	16:43:52
2	Mg 279.077†	-978.0	-15.7	-0.0094 mg/L	-0.0094 mg/L	16:43:32
2	Mn 257.610†	1839.3	383.7	-0.0022 mg/L	-0.0022 mg/L	16:43:32
2	Mo 202.031†	92.5	10.6	-0.0010 mg/L	-0.0010 mg/L	16:43:52
2	Na 330.237†	2198.6	-123.1	0.4514 mg/L	0.4514 mg/L	16:43:32
2	Ni 231.604†	-78.1	24.5	-0.0019 mg/L	-0.0019 mg/L	16:43:52
2	Pb 220.353†	-78.5	17.5	-0.0019 mg/L	-0.0019 mg/L	16:43:52
2	Sb 206.836†	130.5	2.6	-0.0016 mg/L	-0.0016 mg/L	16:43:52
2	Se 196.026†	-5.1	-0.9	-0.0016 mg/L	-0.0016 mg/L	16:43:52
2	Sn 189.927†	81.4	-25.2	-0.0174 mg/L	-0.0174 mg/L	16:43:52
2	Ti 337.279†	900.5	111.5	-0.0004 mg/L	-0.0004 mg/L	16:43:32
2	Tl 190.801†	-3.9	11.1	0.0363 mg/L	0.0363 mg/L	16:43:52
2	V 292.402†	1672.6	-13.1	-0.0008 mg/L	-0.0008 mg/L	16:43:32
2	Zn 213.857†	3211.7	1861.6	0.0199 mg/L	0.0199 mg/L	16:43:52

Mean Data: ICCB

Analyte	Mean Corrected Intensity	Calib Conc. Units	Std.Dev.	Sample Conc. Units	Std.Dev.	RSD
Y 360.073	2216249.3				6012.75	0.27%
Ag 328.068†	39.4	0.0003 mg/L	0.00008	0.0003 mg/L	0.00008	23.97%
QC value within limits for Ag 328.068 Recovery = Not calculated						
Al 237.313†	-6.0	-0.0001 mg/L	0.00116	-0.0001 mg/L	0.00116	>999.9%
QC value within limits for Al 237.313 Recovery = Not calculated						
As 188.979†	-0.1	0.0001 mg/L	0.00148	0.0001 mg/L	0.00148	>999.9%
QC value within limits for As 188.979 Recovery = Not calculated						
B 182.528†	11.3	0.0091 mg/L	0.00195	0.0091 mg/L	0.00195	21.32%
QC value within limits for B 182.528 Recovery = Not calculated						
Ba 233.527†	17.5	-0.0015 mg/L	0.00002	-0.0015 mg/L	0.00002	1.16%
QC value within limits for Ba 233.527 Recovery = Not calculated						
Be 313.107†	47.7	-0.0002 mg/L	0.00002	-0.0002 mg/L	0.00002	11.11%
QC value within limits for Be 313.107 Recovery = Not calculated						
Ca 315.886†	52.1	-0.0274 mg/L	0.00048	-0.0274 mg/L	0.00048	1.76%
QC value within limits for Ca 315.886 Recovery = Not calculated						
Cd 228.802†	5.2	-0.0007 mg/L	0.00000	-0.0007 mg/L	0.00000	0.66%
QC value within limits for Cd 228.802 Recovery = Not calculated						
Co 228.616†	11.2	-0.0022 mg/L	0.00011	-0.0022 mg/L	0.00011	4.91%

Cr 267.716†	QC value within limits for Co 228.616	Recovery = Not calculated					
	-5.4	-0.0014 mg/L	0.00035	-0.0014 mg/L	0.00035	24.23%	
Cu 324.752†	QC value within limits for Cr 267.716	Recovery = Not calculated					
	54404.1	0.2198 mg/L	0.00829	0.2198 mg/L	0.00829	3.77%	
Fe 238.204†	QC value greater than the upper limit for Cu 324.752	Recovery = Not calculated					
	1911.6	0.0043 mg/L	0.00098	0.0043 mg/L	0.00098	22.52%	
Fe 234.349†	QC value within limits for Fe 238.204	Recovery = Not calculated					
	538.9	0.0080 mg/L	0.00120	0.0080 mg/L	0.00120	15.11%	
Mg 279.077†	QC value within limits for Fe 234.349	Recovery = Not calculated					
	4.2	-0.0084 mg/L	0.00152	-0.0084 mg/L	0.00152	18.21%	
Mn 257.610†	QC value within limits for Mg 279.077	Recovery = Not calculated					
	415.5	-0.0021 mg/L	0.00005	-0.0021 mg/L	0.00005	2.24%	
Mo 202.031†	QC value within limits for Mn 257.610	Recovery = Not calculated					
	13.9	-0.0007 mg/L	0.00042	-0.0007 mg/L	0.00042	59.06%	
Na 330.237†	QC value within limits for Mo 202.031	Recovery = Not calculated					
	-102.0	0.4775 mg/L	0.03695	0.4775 mg/L	0.03695	7.74%	
Ni 231.604†	QC value within limits for Na 330.237	Recovery = Not calculated					
	15.9	-0.0021 mg/L	0.00023	-0.0021 mg/L	0.00023	11.13%	
Pb 220.353†	QC value within limits for Ni 231.604	Recovery = Not calculated					
	26.6	-0.0008 mg/L	0.00150	-0.0008 mg/L	0.00150	184.93%	
Sb 206.836†	QC value within limits for Pb 220.353	Recovery = Not calculated					
	3.9	-0.0012 mg/L	0.00048	-0.0012 mg/L	0.00048	38.78%	
Se 196.026†	QC value within limits for Sb 206.836	Recovery = Not calculated					
	-0.7	-0.0013 mg/L	0.00043	-0.0013 mg/L	0.00043	33.45%	
Sn 189.927†	QC value within limits for Se 196.026	Recovery = Not calculated					
	-17.4	-0.0147 mg/L	0.00394	-0.0147 mg/L	0.00394	26.85%	
Ti 337.279†	QC value within limits for Sn 189.927	Recovery = Not calculated					
	111.4	-0.0004 mg/L	0.00000	-0.0004 mg/L	0.00000	0.06%	
Tl 190.801†	QC value within limits for Ti 337.279	Recovery = Not calculated					
	8.8	0.0341 mg/L	0.00309	0.0341 mg/L	0.00309	9.07%	
V 292.402†	QC value greater than the upper limit for Tl 190.801	Recovery = Not calculated					
	-21.9	-0.0009 mg/L	0.00006	-0.0009 mg/L	0.00006	6.63%	
Zn 213.857†	QC value within limits for V 292.402	Recovery = Not calculated					
	1908.6	0.0204 mg/L	0.00080	0.0204 mg/L	0.00080	3.90%	
	QC value greater than the upper limit for Zn 213.857	Recovery = Not calculated					

Sequence No.: 27
Sample ID: 0604137-07
Analyst:
Initial Sample Wt:
Dilution:

Autosampler Location: 19
Date Collected: 7/13/2006 4:45:29 PM
Data Type: Original
Initial Sample Vol:
Sample Prep Vol:

Replicate Data: 0604137-07

Repl#	Analyte	Net Intensity	Corrected Intensity	Calib. Conc. Units	Sample Conc. Units	Analysis Time
1	Y 360.073	2355018.5	2355018.5			16:47:17
1	Ag 328.068†	227165.5	209147.2	0.6904 mg/L	0.6904 mg/L	16:47:23
1	Al 237.313†	723594.0	665080.6	79.17 mg/L	79.17 mg/L	16:47:17
1	As 188.979†	9.0	12.3	0.0431 mg/L	0.0431 mg/L	16:47:43
1	B 182.528†	-29.6	9.1	0.0072 mg/L	0.0072 mg/L	16:47:43
1	Ba 233.527†	120636.2	110948.8	0.6258 mg/L	0.6258 mg/L	16:47:23
1	Be 313.107†	23423.6	19037.3	0.0039 mg/L	0.0039 mg/L	16:47:23
1	Ca 315.886†	9929821.8	9120375.6	67.03 mg/L	67.03 mg/L	16:47:08
1	Cd 228.802†	2776.5	1867.8	0.0166 mg/L	0.0166 mg/L	16:47:43
1	Co 228.616†	3357.4	3332.8	0.0365 mg/L	0.0365 mg/L	16:47:43
1	Cr 267.716†	61301.7	54600.1	0.4092 mg/L	0.4092 mg/L	16:47:23
1	Cu 324.752†	2384733.6	2189164.9	8.770 mg/L	8.770 mg/L	16:47:17
1	Fe 238.204†	20670870.4	18996669.8	143.8 mg/L	143.8 mg/L	16:47:08
1	Fe 234.349†	6670517.0	6129727.8	159.2 mg/L	159.2 mg/L	16:47:17
1	Mg 279.077†	410276.4	377998.7	20.09 mg/L	20.09 mg/L	16:47:17
1	Mn 257.610†	2400967.5	2205180.8	2.333 mg/L	2.333 mg/L	16:47:17
1	Mo 202.031†	62.7	-22.0	0.0073 mg/L	0.0073 mg/L	16:47:43
1	Na 330.237†	7231.8	4380.1	6.279 mg/L	6.279 mg/L	16:47:23
1	Ni 231.604†	18840.4	17415.7	0.3363 mg/L	0.3363 mg/L	16:47:23
1	Pb 220.353†	46281.0	42628.1	4.932 mg/L	4.932 mg/L	16:47:23
1	Sb 206.836†	141.3	5.2	-0.0058 mg/L	-0.0058 mg/L	16:47:43
1	Se 196.026†	-9.7	-4.8	-0.0076 mg/L	-0.0076 mg/L	16:47:43
1	Sn 189.927†	1439.7	1218.5	0.4359 mg/L	0.4359 mg/L	16:47:43

Sequence No.: 25
Sample ID: CCV
Analyst:
Initial Sample Wt:
Dilution:

Autosampler Location: 3
Date Collected: 7/13/2006 4:37:15 PM
Data Type: Original
Initial Sample Vol:
Sample Prep Vol:

Replicate Data: CCV

Table with 9 columns: Repl#, Analyte, Net Intensity, Corrected Intensity, Calib. Conc. Units, Sample Conc. Units, Analysis Time. Contains multiple rows of replicate data for various elements like Ag, Al, As, B, Ba, Be, Ca, Cd, Co, Cr, Cu, Fe, Mg, Mn, Mo, Na, Ni, Pb, Sb, Se, Sn, Ti, Tl, V, Zn.

Mean Data: CCV

Summary table for Mean Data: CCV with columns: Analyte, Mean Corrected Intensity, Calib Conc. Units, Std.Dev., Sample Conc. Units, Std.Dev., RSD. Shows data for Y 360.073.

Ag 328.068†	74196.1	0.2451 mg/L	0.00032	0.2451 mg/L	0.00032	0.13%
QC value within limits for Ag 328.068 Recovery = 98.06%						
Al 237.313†	20345.5	2.436 mg/L	0.0071	2.436 mg/L	0.0071	0.29%
QC value within limits for Al 237.313 Recovery = 97.44%						
As 188.979†	359.1	0.4997 mg/L	0.00318	0.4997 mg/L	0.00318	0.64%
QC value within limits for As 188.979 Recovery = 99.94%						
B 182.528†	569.3	0.5033 mg/L	0.00346	0.5033 mg/L	0.00346	0.69%
QC value within limits for B 182.528 Recovery = 100.66%						
Ba 233.527†	87404.7	0.4924 mg/L	0.00109	0.4924 mg/L	0.00109	0.22%
QC value within limits for Ba 233.527 Recovery = 98.48%						
Be 313.107†	259307.2	0.0497 mg/L	0.00005	0.0497 mg/L	0.00005	0.10%
QC value within limits for Be 313.107 Recovery = 99.36%						
Ca 315.886†	682762.8	4.992 mg/L	0.0014	4.992 mg/L	0.0014	0.03%
QC value within limits for Ca 315.886 Recovery = 99.85%						
Cd 228.802†	21218.9	0.2442 mg/L	0.00127	0.2442 mg/L	0.00127	0.52%
QC value within limits for Cd 228.802 Recovery = 97.68%						
Co 228.616†	34666.2	0.4946 mg/L	0.00020	0.4946 mg/L	0.00020	0.04%
QC value within limits for Co 228.616 Recovery = 98.92%						
Cr 267.716†	67084.6	0.4942 mg/L	0.00074	0.4942 mg/L	0.00074	0.15%
QC value within limits for Cr 267.716 Recovery = 98.84%						
Cu 324.752†	206608.1	0.8295 mg/L	0.02482	0.8295 mg/L	0.02482	2.99%
QC value greater than the upper limit for Cu 324.752 Recovery = 165.90%						
Fe 238.204†	331284.3	2.499 mg/L	0.0048	2.499 mg/L	0.0048	0.19%
QC value within limits for Fe 238.204 Recovery = 99.97%						
Fe 234.349†	95882.3	2.480 mg/L	0.0072	2.480 mg/L	0.0072	0.29%
QC value within limits for Fe 234.349 Recovery = 99.20%						
Mg 279.077†	91648.2	4.940 mg/L	0.0071	4.940 mg/L	0.0071	0.14%
QC value within limits for Mg 279.077 Recovery = 98.79%						
Mn 257.610†	475625.2	0.5000 mg/L	0.00027	0.5000 mg/L	0.00027	0.05%
QC value within limits for Mn 257.610 Recovery = 100.01%						
Mo 202.031†	5551.8	0.4987 mg/L	0.00036	0.4987 mg/L	0.00036	0.07%
QC value within limits for Mo 202.031 Recovery = 99.75%						
Na 330.237†	18507.2	23.50 mg/L	0.146	23.50 mg/L	0.146	0.62%
QC value within limits for Na 330.237 Recovery = 93.98%						
Ni 231.604†	25652.4	0.4963 mg/L	0.00143	0.4963 mg/L	0.00143	0.29%
QC value within limits for Ni 231.604 Recovery = 99.25%						
Pb 220.353†	4379.4	0.5049 mg/L	0.00250	0.5049 mg/L	0.00250	0.50%
QC value within limits for Pb 220.353 Recovery = 100.99%						
Sb 206.836†	1902.2	0.4887 mg/L	0.00549	0.4887 mg/L	0.00549	1.12%
QC value within limits for Sb 206.836 Recovery = 97.74%						
Se 196.026†	654.6	0.9977 mg/L	0.00576	0.9977 mg/L	0.00576	0.58%
QC value within limits for Se 196.026 Recovery = 99.77%						
Sn 189.927†	1407.8	0.4947 mg/L	0.00340	0.4947 mg/L	0.00340	0.69%
QC value within limits for Sn 189.927 Recovery = 98.93%						
Ti 337.279†	321823.6	0.4972 mg/L	0.00071	0.4972 mg/L	0.00071	0.14%
QC value within limits for Ti 337.279 Recovery = 99.45%						
Tl 190.801†	616.7	0.6137 mg/L	0.00031	0.6137 mg/L	0.00031	0.05%
QC value greater than the upper limit for Tl 190.801 Recovery = 122.74%						
V 292.402†	109810.5	0.4959 mg/L	0.00111	0.4959 mg/L	0.00111	0.22%
QC value within limits for V 292.402 Recovery = 99.17%						
Zn 213.857†	45158.0	0.5371 mg/L	0.00411	0.5371 mg/L	0.00411	0.76%
QC value within limits for Zn 213.857 Recovery = 107.43%						
QC Failed. Continue with analysis.						

Sequence No.: 26
 Sample ID: ICCB
 Analyst:
 Initial Sample Wt:
 Dilution:

Autosampler Location: 1
 Date Collected: 7/13/2006 4:41:24 PM
 Data Type: Original
 Initial Sample Vol:
 Sample Prep Vol:

Replicate Data: ICCB

Repl#	Analyte	Net Intensity	Corrected Intensity	Calib. Conc. Units	Sample Conc. Units	Analysis Time
1	Y 360.073	2211997.6	2211997.6			16:42:55
1	Ag 328.068†	-357.6	22.7	0.0003 mg/L	0.0003 mg/L	16:43:01
1	Al 237.313†	-81.9	-12.7	-0.0009 mg/L	-0.0009 mg/L	16:43:21
1	As 188.979†	-4.9	-0.8	-0.0009 mg/L	-0.0009 mg/L	16:43:21
1	B 182.528†	-27.1	9.7	0.0078 mg/L	0.0078 mg/L	16:43:21
1	Ba 233.527†	-65.2	15.3	-0.0015 mg/L	-0.0015 mg/L	16:43:21

1	Be 313.107†	2658.8	111.6	-0.0001 mg/L	-0.0001 mg/L	16:42:55
1	Ca 315.886†	5675.1	5.6	-0.0278 mg/L	-0.0278 mg/L	16:43:01
1	Cd 228.802†	703.8	4.7	-0.0007 mg/L	-0.0007 mg/L	16:43:21
1	Co 228.616†	-246.5	6.0	-0.0022 mg/L	-0.0022 mg/L	16:43:21
1	Cr 267.716†	1737.3	-38.9	-0.0017 mg/L	-0.0017 mg/L	16:43:01
1	Cu 324.752†	59657.7	55867.5	0.2257 mg/L	0.2257 mg/L	16:43:01
1	Fe 238.204†	2790.5	2003.0	0.0050 mg/L	0.0050 mg/L	16:43:21
1	Fe 234.349†	1358.1	571.6	0.0088 mg/L	0.0088 mg/L	16:43:21
1	Mg 279.077†	-933.4	24.2	-0.0073 mg/L	-0.0073 mg/L	16:43:01
1	Mn 257.610†	1897.4	447.4	-0.0021 mg/L	-0.0021 mg/L	16:43:01
1	Mo 202.031†	98.9	17.1	-0.0004 mg/L	-0.0004 mg/L	16:43:21
1	Na 330.237†	2233.4	-80.9	0.5037 mg/L	0.5037 mg/L	16:43:01
1	Ni 231.604†	-95.3	7.4	-0.0023 mg/L	-0.0023 mg/L	16:43:21
1	Pb 220.353†	-59.5	35.8	0.0002 mg/L	0.0002 mg/L	16:43:21
1	Sb 206.836†	132.6	5.2	-0.0009 mg/L	-0.0009 mg/L	16:43:21
1	Se 196.026†	-4.7	-0.5	-0.0010 mg/L	-0.0010 mg/L	16:43:21
1	Sn 189.927†	97.1	-9.6	-0.0119 mg/L	-0.0119 mg/L	16:43:21
1	Ti 337.279†	896.8	111.3	-0.0004 mg/L	-0.0004 mg/L	16:43:01
1	Tl 190.801†	-8.6	6.5	0.0320 mg/L	0.0320 mg/L	16:43:21
1	V 292.402†	1648.3	-30.6	-0.0009 mg/L	-0.0009 mg/L	16:43:01
1	Zn 213.857†	3295.5	1955.6	0.0210 mg/L	0.0210 mg/L	16:43:21
2	Y 360.073	2220500.9	2220500.9			16:43:27
2	Ag 328.068†	-324.6	56.1	0.0004 mg/L	0.0004 mg/L	16:43:32
2	Al 237.313†	-68.4	0.7	0.0007 mg/L	0.0007 mg/L	16:43:52
2	As 188.979†	-3.4	0.7	0.0011 mg/L	0.0011 mg/L	16:43:52
2	B 182.528†	-24.0	12.8	0.0105 mg/L	0.0105 mg/L	16:43:52
2	Ba 233.527†	-61.1	19.6	-0.0014 mg/L	-0.0014 mg/L	16:43:52
2	Be 313.107†	2538.0	-16.1	-0.0002 mg/L	-0.0002 mg/L	16:43:27
2	Ca 315.886†	5792.3	98.5	-0.0271 mg/L	-0.0271 mg/L	16:43:32
2	Cd 228.802†	707.6	5.8	-0.0007 mg/L	-0.0007 mg/L	16:43:52
2	Co 228.616†	-236.7	16.4	-0.0021 mg/L	-0.0021 mg/L	16:43:52
2	Cr 267.716†	1812.7	28.1	-0.0012 mg/L	-0.0012 mg/L	16:43:32
2	Cu 324.752†	56884.2	52940.6	0.2140 mg/L	0.2140 mg/L	16:43:32
2	Fe 238.204†	2613.7	1820.3	0.0037 mg/L	0.0037 mg/L	16:43:52
2	Fe 234.349†	1296.2	506.2	0.0071 mg/L	0.0071 mg/L	16:43:52
2	Mg 279.077†	-978.0	-15.7	-0.0094 mg/L	-0.0094 mg/L	16:43:32
2	Mn 257.610†	1839.3	383.7	-0.0022 mg/L	-0.0022 mg/L	16:43:32
2	Mo 202.031†	92.5	10.6	-0.0010 mg/L	-0.0010 mg/L	16:43:52
2	Na 330.237†	2198.6	-123.1	0.4514 mg/L	0.4514 mg/L	16:43:32
2	Ni 231.604†	-78.1	24.5	-0.0019 mg/L	-0.0019 mg/L	16:43:52
2	Pb 220.353†	-78.5	17.5	-0.0019 mg/L	-0.0019 mg/L	16:43:52
2	Sb 206.836†	130.5	2.6	-0.0016 mg/L	-0.0016 mg/L	16:43:52
2	Se 196.026†	-5.1	-0.9	-0.0016 mg/L	-0.0016 mg/L	16:43:52
2	Sn 189.927†	81.4	-25.2	-0.0174 mg/L	-0.0174 mg/L	16:43:52
2	Ti 337.279†	900.5	111.5	-0.0004 mg/L	-0.0004 mg/L	16:43:32
2	Tl 190.801†	-3.9	11.1	0.0363 mg/L	0.0363 mg/L	16:43:52
2	V 292.402†	1672.6	-13.1	-0.0008 mg/L	-0.0008 mg/L	16:43:32
2	Zn 213.857†	3211.7	1861.6	0.0199 mg/L	0.0199 mg/L	16:43:52

Mean Data: ICCB

Analyte	Mean Corrected Intensity	Calib Conc. Units	Std. Dev.	Sample Conc. Units	Std. Dev.	RSD
Y 360.073	2216249.3				6012.75	0.27%
Ag 328.068†	39.4	0.0003 mg/L	0.00008	0.0003 mg/L	0.00008	23.97%
QC value within limits for Ag 328.068 Recovery = Not calculated						
Al 237.313†	-6.0	-0.0001 mg/L	0.00116	-0.0001 mg/L	0.00116	>999.9%
QC value within limits for Al 237.313 Recovery = Not calculated						
As 188.979†	-0.1	0.0001 mg/L	0.00148	0.0001 mg/L	0.00148	>999.9%
QC value within limits for As 188.979 Recovery = Not calculated						
B 182.528†	11.3	0.0091 mg/L	0.00195	0.0091 mg/L	0.00195	21.32%
QC value within limits for B 182.528 Recovery = Not calculated						
Ba 233.527†	17.5	-0.0015 mg/L	0.00002	-0.0015 mg/L	0.00002	1.16%
QC value within limits for Ba 233.527 Recovery = Not calculated						
Be 313.107†	47.7	-0.0002 mg/L	0.00002	-0.0002 mg/L	0.00002	11.11%
QC value within limits for Be 313.107 Recovery = Not calculated						
Ca 315.886†	52.1	-0.0274 mg/L	0.00048	-0.0274 mg/L	0.00048	1.76%
QC value within limits for Ca 315.886 Recovery = Not calculated						
Cd 228.802†	5.2	-0.0007 mg/L	0.00000	-0.0007 mg/L	0.00000	0.66%
QC value within limits for Cd 228.802 Recovery = Not calculated						
Co 228.616†	11.2	-0.0022 mg/L	0.00011	-0.0022 mg/L	0.00011	4.91%

Cr	267.716†	QC value within limits for Cr 267.716	Recovery = Not calculated				
		-5.4	-0.0014 mg/L	0.00035	-0.0014 mg/L	0.00035	24.23%
Cu	324.752†	QC value within limits for Cu 324.752	Recovery = Not calculated				
		54404.1	0.2198 mg/L	0.00829	0.2198 mg/L	0.00829	3.77%
Fe	238.204†	QC value greater than the upper limit for Fe 238.204	Recovery = Not calculated				
		1911.6	0.0043 mg/L	0.00098	0.0043 mg/L	0.00098	22.52%
Fe	234.349†	QC value within limits for Fe 234.349	Recovery = Not calculated				
		538.9	0.0080 mg/L	0.00120	0.0080 mg/L	0.00120	15.11%
Mg	279.077†	QC value within limits for Mg 279.077	Recovery = Not calculated				
		4.2	-0.0084 mg/L	0.00152	-0.0084 mg/L	0.00152	18.21%
Mn	257.610†	QC value within limits for Mn 257.610	Recovery = Not calculated				
		415.5	-0.0021 mg/L	0.00005	-0.0021 mg/L	0.00005	2.24%
Mo	202.031†	QC value within limits for Mo 202.031	Recovery = Not calculated				
		13.9	-0.0007 mg/L	0.00042	-0.0007 mg/L	0.00042	59.06%
Na	330.237†	QC value within limits for Na 330.237	Recovery = Not calculated				
		-102.0	0.4775 mg/L	0.03695	0.4775 mg/L	0.03695	7.74%
Ni	231.604†	QC value within limits for Ni 231.604	Recovery = Not calculated				
		15.9	-0.0021 mg/L	0.00023	-0.0021 mg/L	0.00023	11.13%
Pb	220.353†	QC value within limits for Pb 220.353	Recovery = Not calculated				
		26.6	-0.0008 mg/L	0.00150	-0.0008 mg/L	0.00150	184.93%
Sb	206.836†	QC value within limits for Sb 206.836	Recovery = Not calculated				
		3.9	-0.0012 mg/L	0.00048	-0.0012 mg/L	0.00048	38.78%
Se	196.026†	QC value within limits for Se 196.026	Recovery = Not calculated				
		-0.7	-0.0013 mg/L	0.00043	-0.0013 mg/L	0.00043	33.45%
Sn	189.927†	QC value within limits for Sn 189.927	Recovery = Not calculated				
		-17.4	-0.0147 mg/L	0.00394	-0.0147 mg/L	0.00394	26.85%
Ti	337.279†	QC value within limits for Ti 337.279	Recovery = Not calculated				
		111.4	-0.0004 mg/L	0.00000	-0.0004 mg/L	0.00000	0.06%
Tl	190.801†	QC value within limits for Tl 190.801	Recovery = Not calculated				
		8.8	0.0341 mg/L	0.00309	0.0341 mg/L	0.00309	9.07%
V	292.402†	QC value greater than the upper limit for V 292.402	Recovery = Not calculated				
		-21.9	-0.0009 mg/L	0.00006	-0.0009 mg/L	0.00006	6.63%
Zn	213.857†	QC value within limits for Zn 213.857	Recovery = Not calculated				
		1908.6	0.0204 mg/L	0.00080	0.0204 mg/L	0.00080	3.90%

Sequence No.: 27
 Sample ID: 0604137-07
 Analyst:
 Initial Sample Wt:
 Dilution:

Autosampler Location: 19
 Date Collected: 7/13/2006 4:45:29 PM
 Data Type: Original
 Initial Sample Vol:
 Sample Prep Vol:

Replicate Data: 0604137-07

Repl#	Analyte	Net Intensity	Corrected Intensity	Calib. Conc. Units	Sample Conc. Units	Analysis Time
1	Y 360.073	2355018.5	2355018.5			16:47:17
1	Ag 328.068†	227165.5	209147.2	0.6904 mg/L	0.6904 mg/L	16:47:23
1	Al 237.313†	723594.0	665080.6	79.17 mg/L	79.17 mg/L	16:47:17
1	As 188.979†	9.0	12.3	0.0431 mg/L	0.0431 mg/L	16:47:43
1	B 182.528†	-29.6	9.1	0.0072 mg/L	0.0072 mg/L	16:47:43
1	Ba 233.527†	120636.2	110948.8	0.6258 mg/L	0.6258 mg/L	16:47:23
1	Be 313.107†	23423.6	19037.3	0.0039 mg/L	0.0039 mg/L	16:47:23
1	Ca 315.886†	9929821.8	9120375.6	67.03 mg/L	67.03 mg/L	16:47:08
1	Cd 228.802†	2776.5	1867.8	0.0166 mg/L	0.0166 mg/L	16:47:43
1	Co 228.616†	3357.4	3332.8	0.0365 mg/L	0.0365 mg/L	16:47:43
1	Cr 267.716†	61301.7	54600.1	0.4092 mg/L	0.4092 mg/L	16:47:23
1	Cu 324.752†	2384733.6	2189164.9	8.770 mg/L	8.770 mg/L	16:47:17
1	Fe 238.204†	20670870.4	18996669.8	143.8 mg/L	143.8 mg/L	16:47:08
1	Fe 234.349†	6670517.0	6129727.8	159.2 mg/L	159.2 mg/L	16:47:17
1	Mg 279.077†	410276.4	377998.7	20.09 mg/L	20.09 mg/L	16:47:17
1	Mn 257.610†	2400967.5	2205180.8	2.333 mg/L	2.333 mg/L	16:47:17
1	Mo 202.031†	62.7	-22.0	0.0073 mg/L	0.0073 mg/L	16:47:43
1	Na 330.237†	7231.8	4380.1	6.279 mg/L	6.279 mg/L	16:47:23
1	Ni 231.604†	18840.4	17415.7	0.3363 mg/L	0.3363 mg/L	16:47:23
1	Pb 220.353†	46281.0	42628.1	4.932 mg/L	4.932 mg/L	16:47:23
1	Sb 206.836†	141.3	5.2	-0.0058 mg/L	-0.0058 mg/L	16:47:43
1	Se 196.026†	-9.7	-4.8	-0.0076 mg/L	-0.0076 mg/L	16:47:43
1	Sn 189.927†	1439.7	1218.5	0.4359 mg/L	0.4359 mg/L	16:47:43

1	Ti 337.279†	3022616.3	2777145.0	4.295 mg/L	4.295 mg/L	16:47:17
1	Tl 190.801†	-67.8	-47.4	0.0241 mg/L	0.0241 mg/L	16:47:43
1	V 292.402†	38465.7	33708.2	0.1500 mg/L	0.1500 mg/L	16:47:23
1	Zn 213.857†	611018.5	560282.7	6.730 mg/L	6.730 mg/L	16:47:17
2	Y 360.073	2362870.4	2362870.4			16:48:05
2	Ag 328.068†	227137.3	208427.6	0.6881 mg/L	0.6881 mg/L	16:48:10
2	Al 237.313†	726021.1	665094.0	79.17 mg/L	79.17 mg/L	16:48:05
2	As 188.979†	11.5	14.6	0.0462 mg/L	0.0462 mg/L	16:48:30
2	B 182.528†	-23.5	14.8	0.0122 mg/L	0.0122 mg/L	16:48:30
2	Ba 233.527†	120552.1	110503.4	0.6233 mg/L	0.6233 mg/L	16:48:10
2	Be 313.107†	23183.3	18745.7	0.0038 mg/L	0.0038 mg/L	16:48:10
2	Ca 315.886†	9920788.0	9081775.0	66.74 mg/L	66.74 mg/L	16:47:55
2	Cd 228.802†	2770.6	1853.8	0.0164 mg/L	0.0164 mg/L	16:48:30
2	Co 228.616†	3380.2	3343.3	0.0367 mg/L	0.0367 mg/L	16:48:30
2	Cr 267.716†	61314.7	54424.7	0.4079 mg/L	0.4079 mg/L	16:48:10
2	Cu 324.752†	2399138.5	2195076.6	8.793 mg/L	8.793 mg/L	16:48:05
2	Fe 238.204†	20669439.8	18932230.5	143.4 mg/L	143.4 mg/L	16:47:55
2	Fe 234.349†	6693446.1	6130358.7	159.2 mg/L	159.2 mg/L	16:48:05
2	Mg 279.077†	411306.0	377688.9	20.08 mg/L	20.08 mg/L	16:48:05
2	Mn 257.610†	2410341.8	2206434.9	2.334 mg/L	2.334 mg/L	16:48:05
2	Mo 202.031†	49.8	-34.0	0.0062 mg/L	0.0062 mg/L	16:48:30
2	Na 330.237†	7181.5	4312.0	6.194 mg/L	6.194 mg/L	16:48:10
2	Ni 231.604†	18911.6	17423.4	0.3365 mg/L	0.3365 mg/L	16:48:10
2	Pb 220.353†	46357.2	42556.6	4.924 mg/L	4.924 mg/L	16:48:10
2	Sb 206.836†	140.9	4.4	-0.0060 mg/L	-0.0060 mg/L	16:48:30
2	Se 196.026†	-12.8	-7.6	-0.0119 mg/L	-0.0119 mg/L	16:48:30
2	Sn 189.927†	1423.9	1199.7	0.4292 mg/L	0.4292 mg/L	16:48:30
2	Ti 337.279†	3028244.2	2773069.0	4.289 mg/L	4.289 mg/L	16:48:05
2	Tl 190.801†	-76.0	-54.6	0.0172 mg/L	0.0172 mg/L	16:48:30
2	V 292.402†	38423.6	33552.2	0.1492 mg/L	0.1492 mg/L	16:48:10
2	Zn 213.857†	614152.4	561287.3	6.742 mg/L	6.742 mg/L	16:48:05

Mean Data: ~~0604137-07~~ ⁰⁶⁰⁷¹⁷⁴⁻⁰⁷

Analyte	Mean Corrected Intensity	Conc.	Calib Units	Std.Dev.	Sample Conc. Units	Std.Dev.	RSD
Y 360.073	2358944.5					5552.13	0.24%
Ag 328.068†	208787.4	0.6893 mg/L ✓		0.00168	0.6893 mg/L	0.00168	0.24%
Al 237.313†	665087.3	79.17 mg/L		0.001	79.17 mg/L	0.001	0.00%
As 188.979†	13.5	0.0446 mg/L		0.00220	0.0446 mg/L	0.00220	4.92%
B 182.528†	11.9	0.0097 mg/L		0.00359	0.0097 mg/L	0.00359	36.99%
Ba 233.527†	110726.1	0.6245 mg/L ✓		0.00178	0.6245 mg/L	0.00178	0.29%
Be 313.107†	18891.5	0.0038 mg/L ✓		0.00004	0.0038 mg/L	0.00004	1.03%
Ca 315.886†	9101075.3	66.88 mg/L		0.201	66.88 mg/L	0.201	0.30%
Cd 228.802†	1860.8	0.0165 mg/L		0.00012	0.0165 mg/L	0.00012	0.73%
Co 228.616†	3338.0	0.0366 mg/L		0.00012	0.0366 mg/L	0.00012	0.32%
Cr 267.716†	54512.4	0.4085 mg/L ✓		0.00092	0.4085 mg/L	0.00092	0.22%
Cu 324.752†	2192120.8	8.781 mg/L ✓		0.0167	8.781 mg/L	0.0167	0.19%
Fe 238.204†	18964450.2	143.6 mg/L		0.35	143.6 mg/L	0.35	0.24%
Fe 234.349†	6130043.2	159.2 mg/L		0.01	159.2 mg/L	0.01	0.01%
Mg 279.077†	377843.8	20.08 mg/L		0.012	20.08 mg/L	0.012	0.06%
Mn 257.610†	2205807.8	2.333 mg/L		0.0009	2.333 mg/L	0.0009	0.04%
Mo 202.031†	-28.0	0.0068 mg/L		0.00076	0.0068 mg/L	0.00076	11.24%
Na 330.237†	4346.1	6.236 mg/L		0.0602	6.236 mg/L	0.0602	0.97%
Ni 231.604†	17419.6	0.3364 mg/L ✓		0.00011	0.3364 mg/L	0.00011	0.03%
Pb 220.353†	42592.4	4.928 mg/L ✓		0.0059	4.928 mg/L	0.0059	0.12%
Sb 206.836†	4.8	-0.0059 mg/L		0.00013	-0.0059 mg/L	0.00013	2.20%
Se 196.026†	-6.2	-0.0097 mg/L		0.00304	-0.0097 mg/L	0.00304	31.17%
Sn 189.927†	1209.1	0.4325 mg/L		0.00476	0.4325 mg/L	0.00476	1.10%
Ti 337.279†	2775107.0	4.292 mg/L		0.0045	4.292 mg/L	0.0045	0.10%
Tl 190.801†	-51.0	0.0206 mg/L		0.00487	0.0206 mg/L	0.00487	23.62%
V 292.402†	33630.2	0.1496 mg/L		0.00050	0.1496 mg/L	0.00050	0.33%
Zn 213.857†	560785.0	6.736 mg/L ✓		0.0085	6.736 mg/L	0.0085	0.13%

Sequence No.: 28
 Sample ID: 0604137-08
 Analyst:
 Initial Sample Wt:
 Dilution:

Autosampler Location: 20
 Date Collected: 7/13/2006 4:50:06 PM
 Data Type: Original
 Initial Sample Vol:
 Sample Prep Vol:

Replicate Data: 0604137-08

Repl#	Analyte	Net Intensity	Corrected Intensity	Calib. Conc.	Units	Sample Conc.	Units	Analysis Time
1	Y 360.073	2327420.7	2327420.7					16:52:01
1	Ag 328.068†	837181.3	778900.7	2.571	mg/L	2.571	mg/L	16:52:07
1	Al 237.313†	683079.3	635289.9	75.81	mg/L	75.81	mg/L	16:52:07
1	As 188.979†	45.5	46.3	0.0823	mg/L	0.0823	mg/L	16:52:27
1	B 182.528†	35.8	69.6	0.0607	mg/L	0.0607	mg/L	16:52:27
1	Ba 233.527†	226414.1	210630.6	1.189	mg/L	1.189	mg/L	16:52:07
1	Be 313.107†	22411.9	18351.8	0.0036	mg/L	0.0036	mg/L	16:52:07
1	Ca 315.886†	62066163.3	57712239.2	424.3	mg/L	424.3	mg/L	16:51:52
1	Cd 228.802†	5167.9	4121.9	0.0438	mg/L	0.0438	mg/L	16:52:27
1	Co 228.616†	2710.9	2768.1	0.0312	mg/L	0.0312	mg/L	16:52:27
1	Cr 267.716†	31406.7	27467.5	0.2069	mg/L	0.2069	mg/L	16:52:07
1	Cu 324.752†	1285317.1	1192761.9	4.779	mg/L	4.779	mg/L	16:52:01
1	Fe 238.204†	15739313.5	14635884.4	110.8	mg/L	110.8	mg/L	16:51:52
1	Fe 234.349†	4948379.4	4600937.0	119.5	mg/L	119.5	mg/L	16:52:01
1	Mg 279.077†	1284231.3	1195195.1	64.33	mg/L	64.33	mg/L	16:52:01
1	Mn 257.610†	2176803.7	2022886.9	2.139	mg/L	2.139	mg/L	16:52:01
1	Mo 202.031†	30.0	-51.7	0.0019	mg/L	0.0019	mg/L	16:52:27
1	Na 330.237†	9490.3	6559.2	8.719	mg/L	8.719	mg/L	16:52:07
1	Ni 231.604†	18316.9	17134.2	0.3309	mg/L	0.3309	mg/L	16:52:27
1	Pb 220.353†	95079.8	88512.5	10.24	mg/L	10.24	mg/L	16:52:07
1	Sb 206.836†	156.2	20.7	0.0007	mg/L	0.0007	mg/L	16:52:27
1	Se 196.026†	-7.9	-3.2	-0.0052	mg/L	-0.0052	mg/L	16:52:27
1	Sn 189.927†	948.5	777.5	0.2756	mg/L	0.2756	mg/L	16:52:27
1	Ti 337.279†	2069251.9	1923513.2	2.975	mg/L	2.975	mg/L	16:52:01
1	Tl 190.801†	-65.8	-46.2	0.0181	mg/L	0.0181	mg/L	16:52:27
1	V 292.402†	61571.5	55614.3	0.2480	mg/L	0.2480	mg/L	16:52:07
1	Zn 213.857†	705959.9	655231.2	7.872	mg/L	7.872	mg/L	16:52:07
2	Y 360.073	2300562.3	2300562.3					16:52:55
2	Ag 328.068†	819093.1	770972.5	2.545	mg/L	2.545	mg/L	16:53:01
2	Al 237.313†	686598.7	646016.9	77.10	mg/L	77.10	mg/L	16:53:01
2	As 188.979†	51.5	52.5	0.0909	mg/L	0.0909	mg/L	16:53:21
2	B 182.528†	37.0	71.1	0.0621	mg/L	0.0621	mg/L	16:53:21
2	Ba 233.527†	227659.4	214260.2	1.210	mg/L	1.210	mg/L	16:53:01
2	Be 313.107†	22491.1	18669.6	0.0037	mg/L	0.0037	mg/L	16:53:01
2	Ca 315.886†	61909136.6	58238348.3	428.1	mg/L	428.1	mg/L	16:52:46
2	Cd 228.802†	5225.5	4232.2	0.0450	mg/L	0.0450	mg/L	16:53:21
2	Co 228.616†	2712.9	2799.4	0.0316	mg/L	0.0316	mg/L	16:53:21
2	Cr 267.716†	31610.9	28000.6	0.2108	mg/L	0.2108	mg/L	16:53:01
2	Cu 324.752†	1271599.8	1193811.2	4.783	mg/L	4.783	mg/L	16:52:55
2	Fe 238.204†	15702729.1	14772344.4	111.9	mg/L	111.9	mg/L	16:52:46
2	Fe 234.349†	4898216.4	4607467.4	119.7	mg/L	119.7	mg/L	16:52:55
2	Mg 279.077†	1270138.2	1195879.0	64.36	mg/L	64.36	mg/L	16:52:55
2	Mn 257.610†	2153255.1	2024365.6	2.140	mg/L	2.140	mg/L	16:52:55
2	Mo 202.031†	23.2	-57.8	0.0014	mg/L	0.0014	mg/L	16:53:21
2	Na 330.237†	9543.4	6712.2	8.898	mg/L	8.898	mg/L	16:53:01
2	Ni 231.604†	18266.8	17285.9	0.3338	mg/L	0.3338	mg/L	16:53:21
2	Pb 220.353†	95421.9	89866.6	10.40	mg/L	10.40	mg/L	16:53:01
2	Sb 206.836†	162.1	27.9	0.0025	mg/L	0.0025	mg/L	16:53:21
2	Se 196.026†	-0.2	3.8	0.0056	mg/L	0.0056	mg/L	16:53:21
2	Sn 189.927†	944.3	783.8	0.2778	mg/L	0.2778	mg/L	16:53:21
2	Ti 337.279†	2040905.1	1919310.1	2.968	mg/L	2.968	mg/L	16:52:55
2	Tl 190.801†	-57.6	-39.2	0.0247	mg/L	0.0247	mg/L	16:53:21
2	V 292.402†	61799.6	56497.4	0.2520	mg/L	0.2520	mg/L	16:53:01
2	Zn 213.857†	711490.9	668099.1	8.027	mg/L	8.027	mg/L	16:53:01

Mean Data: ~~0604137-08~~ 0607134-08

Analyte	Net Intensity	Corrected Intensity	Calib Conc.	Units	Std.Dev.	Sample Conc.	Units	Std.Dev.	RSD
Y 360.073	2313991.5							18991.78	0.82%
Ag 328.068†	774936.6		2.558	mg/L	0.0185	2.558	mg/L	0.0185	0.72%
Al 237.313†	640653.4		76.45	mg/L	0.915	76.45	mg/L	0.915	1.20%
As 188.979†	49.4		0.0866	mg/L ✓	0.00606	0.0866	mg/L	0.00606	6.99%
B 182.528†	70.3		0.0614	mg/L	0.00097	0.0614	mg/L	0.00097	1.57%
Ba 233.527†	212445.4		1.200	mg/L ✓	0.0145	1.200	mg/L	0.0145	1.21%
Be 313.107†	18510.7		0.0037	mg/L ✓	0.00004	0.0037	mg/L	0.00004	1.19%
Ca 315.886†	57975293.7		426.2	mg/L	2.74	426.2	mg/L	2.74	0.64%

Cd 228.802†	4177.0	0.0444 mg/L	0.00089	0.0444 mg/L	0.00089	2.00%
Co 228.616†	2783.8	0.0314 mg/L	0.00033	0.0314 mg/L	0.00033	1.04%
Cr 267.716†	27734.1	0.2088 mg/L	0.00279	0.2088 mg/L	0.00279	1.34%
Cu 324.752†	1193286.6	4.781 mg/L	0.0030	4.781 mg/L	0.0030	0.06%
Fe 238.204†	14704114.4	111.3 mg/L	0.73	111.3 mg/L	0.73	0.66%
Fe 234.349†	4604202.2	119.6 mg/L	0.12	119.6 mg/L	0.12	0.10%
Mg 279.077†	1195537.1	64.34 mg/L	0.026	64.34 mg/L	0.026	0.04%
Mn 257.610†	2023626.3	2.140 mg/L	0.0011	2.140 mg/L	0.0011	0.05%
Mo 202.031†	-54.7	0.0016 mg/L	0.00038	0.0016 mg/L	0.00038	22.88%
Na 330.237†	6635.7	8.808 mg/L	0.1269	8.808 mg/L	0.1269	1.44%
Ni 231.604†	17210.1	0.3323 mg/L	0.00209	0.3323 mg/L	0.00209	0.63%
Pb 220.353†	89189.5	10.32 mg/L	0.111	10.32 mg/L	0.111	1.07%
Sb 206.836†	24.3	0.0016 mg/L	0.00130	0.0016 mg/L	0.00130	81.72%
Se 196.026†	0.3	0.0002 mg/L	0.00763	0.0002 mg/L	0.00763	>999.9%
Sn 189.927†	780.6	0.2767 mg/L	0.00158	0.2767 mg/L	0.00158	0.57%
Ti 337.279†	1921411.7	2.971 mg/L	0.0046	2.971 mg/L	0.0046	0.15%
Tl 190.801†	-42.7	0.0214 mg/L	0.00469	0.0214 mg/L	0.00469	21.89%
V 292.402†	56055.9	0.2500 mg/L	0.00283	0.2500 mg/L	0.00283	1.13%
Zn 213.857†	661665.2	7.949 mg/L	0.1094	7.949 mg/L	0.1094	1.38%

Sequence No.: 29
Sample ID: 0604137-09
Analyst:
Initial Sample Wt:
Dilution:

Autosampler Location: 21
Date Collected: 7/13/2006 4:54:57 PM
Data Type: Original
Initial Sample Vol:
Sample Prep Vol:

Replicate Data: 0604137-09

Repl#	Analyte	Net		Corrected		Calib.		Sample		Analysis Time
		Intensity	Conc.	Intensity	Conc.	Units	Conc.	Units		
1	Y 360.073	2389901.6		2389901.6						16:56:46
1	Ag 328.068†	110650.9		100581.1	0.3322 mg/L		0.3322 mg/L			16:56:51
1	Al 237.313†	611062.6		553462.5	65.82 mg/L		65.82 mg/L			16:56:46
1	As 188.979†	15.9		18.4	0.0471 mg/L		0.0471 mg/L			16:57:11
1	B 182.528†	73.5		102.8	0.0902 mg/L		0.0902 mg/L			16:57:11
1	Ba 233.527†	95964.0		86986.8	0.4903 mg/L		0.4903 mg/L			16:56:51
1	Be 313.107†	21259.3		16763.1	0.0034 mg/L		0.0034 mg/L			16:56:51
1	Ca 315.886†	6937121.2		6276901.0	46.12 mg/L		46.12 mg/L			16:56:39
1	Cd 228.802†	2895.4		1938.2	0.0179 mg/L		0.0179 mg/L			16:57:11
1	Co 228.616†	4997.3		4772.8	0.0589 mg/L		0.0589 mg/L			16:57:11
1	Cr 267.716†	34727.8		29711.6	0.2243 mg/L		0.2243 mg/L			16:56:51
1	Cu 324.752†	670018.6		604281.9	2.423 mg/L		2.423 mg/L			16:56:46
1	Fe 238.204†	18470254.4		16726444.5	126.6 mg/L		126.6 mg/L			16:56:39
1	Fe 234.349†	5957275.1		5394315.5	140.1 mg/L		140.1 mg/L			16:56:39
1	Mg 279.077†	433093.2		393158.7	20.95 mg/L		20.95 mg/L			16:56:46
1	Mn 257.610†	2577589.9		2332927.3	2.467 mg/L		2.467 mg/L			16:56:46
1	Mo 202.031†	81.0		-6.2	0.0074 mg/L		0.0074 mg/L			16:57:11
1	Na 330.237†	8703.8		5616.2	7.963 mg/L		7.963 mg/L			16:56:51
1	Ni 231.604†	13763.4		12565.2	0.2420 mg/L		0.2420 mg/L			16:56:51
1	Pb 220.353†	76639.6		69500.9	8.040 mg/L		8.040 mg/L			16:56:51
1	Sb 206.836†	123.4		-12.9	-0.0083 mg/L		-0.0083 mg/L			16:57:11
1	Se 196.026†	-6.7		-2.0	-0.0033 mg/L		-0.0033 mg/L			16:57:11
1	Sn 189.927†	917.1		725.9	0.2586 mg/L		0.2586 mg/L			16:57:11
1	Ti 337.279†	2538376.0		2298057.2	3.554 mg/L		3.554 mg/L			16:56:46
1	Tl 190.801†	-68.9		-47.4	0.0238 mg/L		0.0238 mg/L			16:57:11
1	V 292.402†	33192.6		28416.7	0.1254 mg/L		0.1254 mg/L			16:56:51
1	Zn 213.857†	290416.4		261740.2	3.144 mg/L		3.144 mg/L			16:56:51
2	Y 360.073	2401200.3		2401200.3						16:57:33
2	Ag 328.068†	112932.7		102166.3	0.3374 mg/L		0.3374 mg/L			16:57:38
2	Al 237.313†	612473.9		552130.7	65.65 mg/L		65.65 mg/L			16:57:33
2	As 188.979†	12.7		15.5	0.0430 mg/L		0.0430 mg/L			16:57:58
2	B 182.528†	66.4		96.1	0.0843 mg/L		0.0843 mg/L			16:57:58
2	Ba 233.527†	97985.2		88399.7	0.4983 mg/L		0.4983 mg/L			16:57:38
2	Be 313.107†	21695.6		17065.8	0.0034 mg/L		0.0034 mg/L			16:57:38
2	Ca 315.886†	7044044.2		6343716.3	46.61 mg/L		46.61 mg/L			16:57:26
2	Cd 228.802†	2898.2		1928.4	0.0178 mg/L		0.0178 mg/L			16:57:58
2	Co 228.616†	4973.3		4729.9	0.0583 mg/L		0.0583 mg/L			16:57:58
2	Cr 267.716†	35367.7		30140.4	0.2276 mg/L		0.2276 mg/L			16:57:38
2	Cu 324.752†	668495.9		600054.2	2.406 mg/L		2.406 mg/L			16:57:33
2	Fe 238.204†	18703480.5		16857958.3	127.6 mg/L		127.6 mg/L			16:57:26

2	Fe 234.349†	6041282.9	5444651.2	141.4 mg/L	141.4 mg/L	16:57:26
2	Mg 279.077†	435540.5	393519.0	20.97 mg/L	20.97 mg/L	16:57:33
2	Mn 257.610†	2587746.6	2331098.3	2.465 mg/L	2.465 mg/L	16:57:33
2	Mo 202.031†	88.8	0.5	0.0081 mg/L	0.0081 mg/L	16:57:58
2	Na 330.237†	8817.2	5681.3	8.045 mg/L	8.045 mg/L	16:57:38
2	Ni 231.604†	14041.9	12757.5	0.2457 mg/L	0.2457 mg/L	16:57:38
2	Pb 220.353†	78027.2	70425.1	8.146 mg/L	8.146 mg/L	16:57:38
2	Sb 206.836†	136.6	-1.5	-0.0054 mg/L	-0.0054 mg/L	16:57:58
2	Se 196.026†	-9.5	-4.5	-0.0071 mg/L	-0.0071 mg/L	16:57:58
2	Sn 189.927†	905.9	711.9	0.2536 mg/L	0.2536 mg/L	16:57:58
2	Ti 337.279†	2547636.2	2295587.0	3.550 mg/L	3.550 mg/L	16:57:33
2	Tl 190.801†	-54.9	-34.5	0.0360 mg/L	0.0360 mg/L	16:57:58
2	V 292.402†	33730.8	28760.4	0.1270 mg/L	0.1270 mg/L	16:57:38
2	Zn 213.857†	295959.0	265498.5	3.189 mg/L	3.189 mg/L	16:57:38

Mean Data: 0604137-09 0607134-09

Analyte	Mean Corrected Intensity	Calib Conc. Units	Std.Dev.	Sample Conc. Units	Std.Dev.	RSD
Y 360.073	2395551.0				7989.35	0.33%
Ag 328.068†	101373.7	0.3348 mg/L ✓	0.00370	0.3348 mg/L	0.00370	1.11%
Al 237.313†	552796.6	65.74 mg/L	0.120	65.74 mg/L	0.120	0.18%
As 188.979†	16.9	0.0451 mg/L	0.00287	0.0451 mg/L	0.00287	6.36%
B 182.528†	99.5	0.0872 mg/L	0.00421	0.0872 mg/L	0.00421	4.83%
Ba 233.527†	87693.2	0.4943 mg/L ✓	0.00565	0.4943 mg/L	0.00565	1.14%
Be 313.107†	16914.4	0.0034 mg/L ✓	0.00004	0.0034 mg/L	0.00004	1.29%
Ca 315.886†	6310308.7	46.37 mg/L	0.347	46.37 mg/L	0.347	0.75%
Cd 228.802†	1933.3	0.0179 mg/L ✓	0.00009	0.0179 mg/L	0.00009	0.52%
Co 228.616†	4751.4	0.0586 mg/L	0.00043	0.0586 mg/L	0.00043	0.74%
Cr 267.716†	29926.0	0.2260 mg/L ✓	0.00229	0.2260 mg/L	0.00229	1.01%
Cu 324.752†	602168.1	2.415 mg/L ✓	0.0120	2.415 mg/L	0.0120	0.50%
Fe 238.204†	16792201.4	127.1 mg/L	0.70	127.1 mg/L	0.70	0.55%
Fe 234.349†	5419483.3	140.8 mg/L	0.92	140.8 mg/L	0.92	0.66%
Mg 279.077†	393338.9	20.96 mg/L	0.012	20.96 mg/L	0.012	0.06%
Mn 257.610†	2332012.8	2.466 mg/L	0.0013	2.466 mg/L	0.0013	0.05%
Mo 202.031†	-2.9	0.0077 mg/L	0.00049	0.0077 mg/L	0.00049	6.38%
Na 330.237†	5648.8	8.004 mg/L	0.0586	8.004 mg/L	0.0586	0.73%
Ni 231.604†	12661.3	0.2438 mg/L ✓	0.00265	0.2438 mg/L	0.00265	1.09%
Pb 220.353†	69963.0	8.093 mg/L ✓	0.0756	8.093 mg/L	0.0756	0.93%
Sb 206.836†	-7.2	-0.0068 mg/L	0.00208	-0.0068 mg/L	0.00208	30.38%
Se 196.026†	-3.3	-0.0052 mg/L	0.00271	-0.0052 mg/L	0.00271	52.26%
Sn 189.927†	718.9	0.2561 mg/L	0.00354	0.2561 mg/L	0.00354	1.38%
Ti 337.279†	2296822.1	3.552 mg/L	0.0027	3.552 mg/L	0.0027	0.08%
Tl 190.801†	-41.0	0.0299 mg/L	0.00864	0.0299 mg/L	0.00864	28.87%
V 292.402†	28588.5	0.1262 mg/L	0.00111	0.1262 mg/L	0.00111	0.88%
Zn 213.857†	263619.4	3.167 mg/L ✓	0.0319	3.167 mg/L	0.0319	1.01%

Sequence No.: 30
 Sample ID: BG61320-DUP1
 Analyst:
 Initial Sample Wt:
 Dilution:

Autosampler Location: 22
 Date Collected: 7/13/2006 4:59:35 PM
 Data Type: Original
 Initial Sample Vol:
 Sample Prep Vol:

Replicate Data: BG61320-DUP1

Repl#	Analyte	Net Intensity	Corrected Intensity	Calib Conc. Units	Sample Conc. Units	Analysis Time
1	Y 360.073	2415940.6	2415940.6			17:01:20
1	Ag 328.068†	154862.2	139108.4	0.4593 mg/L	0.4593 mg/L	17:01:26
1	Al 237.313†	459749.8	411941.9	48.93 mg/L	48.93 mg/L	17:01:26
1	As 188.979†	18.2	20.3	0.0448 mg/L	0.0448 mg/L	17:01:46
1	B 182.528†	-3.0	33.6	0.0289 mg/L	0.0289 mg/L	17:01:46
1	Ba 233.527†	68907.2	61810.8	0.3479 mg/L	0.3479 mg/L	17:01:26
1	Be 313.107†	17041.6	12777.1	0.0026 mg/L	0.0026 mg/L	17:01:26
1	Ca 315.886†	4639708.7	4151013.5	30.49 mg/L	30.49 mg/L	17:01:20
1	Cd 228.802†	2813.6	1836.7	0.0175 mg/L	0.0175 mg/L	17:01:46
1	Co 228.616†	3365.2	3261.9	0.0388 mg/L	0.0388 mg/L	17:01:46
1	Cr 267.716†	39283.8	33454.3	0.2508 mg/L	0.2508 mg/L	17:01:26
1	Cu 324.752†	619485.4	552471.0	2.215 mg/L	2.215 mg/L	17:01:20
1	Fe 238.204†	15567444.1	13945628.1	105.6 mg/L	105.6 mg/L	17:01:12

1	Fe 234.349†	4833394.9	4329320.6	112.5 mg/L	112.5 mg/L	17:01:20
1	Mg 279.077†	327253.1	294112.7	15.66 mg/L	15.66 mg/L	17:01:26
1	Mn 257.610†	2077838.8	1860057.5	1.967 mg/L	1.967 mg/L	17:01:20
1	Mo 202.031†	80.2	-7.7	0.0053 mg/L	0.0053 mg/L	17:01:46
1	Na 330.237†	7176.2	4162.7	6.045 mg/L	6.045 mg/L	17:01:26
1	Ni 231.604†	10809.9	9784.8	0.1879 mg/L	0.1879 mg/L	17:01:26
1	Pb 220.353†	44562.5	40016.0	4.628 mg/L	4.628 mg/L	17:01:26
1	Sb 206.836†	138.6	-0.4	-0.0054 mg/L	-0.0054 mg/L	17:01:46
1	Se 196.026†	-9.7	-4.6	-0.0073 mg/L	-0.0073 mg/L	17:01:46
1	Sn 189.927†	580.1	415.1	0.1458 mg/L	0.1458 mg/L	17:01:46
1	Ti 337.279†	1971012.0	1764997.9	2.730 mg/L	2.730 mg/L	17:01:20
1	Tl 190.801†	-53.8	-33.2	0.0283 mg/L	0.0283 mg/L	17:01:46
1	V 292.402†	29568.1	24845.7	0.1103 mg/L	0.1103 mg/L	17:01:26
1	Zn 213.857†	287288.6	256103.3	3.076 mg/L	3.076 mg/L	17:01:26
2	Y 360.073	2407410.2	2407410.2			17:02:05
2	Ag 328.068†	153200.6	138106.2	0.4560 mg/L	0.4560 mg/L	17:02:10
2	Al 237.313†	455663.7	409727.8	48.67 mg/L	48.67 mg/L	17:02:10
2	As 188.979†	17.5	19.8	0.0440 mg/L	0.0440 mg/L	17:02:30
2	B 182.528†	-14.2	23.6	0.0200 mg/L	0.0200 mg/L	17:02:30
2	Ba 233.527†	68428.5	61599.1	0.3467 mg/L	0.3467 mg/L	17:02:10
2	Be 313.107†	16959.1	12757.0	0.0026 mg/L	0.0026 mg/L	17:02:10
2	Ca 315.886†	4624634.8	4152189.8	30.50 mg/L	30.50 mg/L	17:02:05
2	Cd 228.802†	2818.1	1849.6	0.0177 mg/L	0.0177 mg/L	17:02:30
2	Co 228.616†	3366.2	3273.5	0.0390 mg/L	0.0390 mg/L	17:02:30
2	Cr 267.716†	38947.9	33277.0	0.2494 mg/L	0.2494 mg/L	17:02:10
2	Cu 324.752†	616708.0	551940.5	2.213 mg/L	2.213 mg/L	17:02:05
2	Fe 238.204†	15516041.8	13948832.8	105.6 mg/L	105.6 mg/L	17:01:56
2	Fe 234.349†	4813807.3	4327053.7	112.4 mg/L	112.4 mg/L	17:02:05
2	Mg 279.077†	324983.9	293111.4	15.60 mg/L	15.60 mg/L	17:02:10
2	Mn 257.610†	2069750.7	1859381.9	1.966 mg/L	1.966 mg/L	17:02:05
2	Mo 202.031†	66.8	-19.5	0.0042 mg/L	0.0042 mg/L	17:02:30
2	Na 330.237†	7083.1	4101.8	5.970 mg/L	5.970 mg/L	17:02:10
2	Ni 231.604†	10702.1	9722.2	0.1867 mg/L	0.1867 mg/L	17:02:10
2	Pb 220.353†	44217.9	39847.7	4.608 mg/L	4.608 mg/L	17:02:10
2	Sb 206.836†	143.3	4.2	-0.0042 mg/L	-0.0042 mg/L	17:02:30
2	Se 196.026†	-15.7	-10.1	-0.0156 mg/L	-0.0156 mg/L	17:02:30
2	Sn 189.927†	574.6	412.0	0.1447 mg/L	0.1447 mg/L	17:02:30
2	Ti 337.279†	1967677.2	1768256.6	2.735 mg/L	2.735 mg/L	17:02:05
2	Tl 190.801†	-55.2	-34.6	0.0269 mg/L	0.0269 mg/L	17:02:30
2	V 292.402†	29360.4	24752.8	0.1099 mg/L	0.1099 mg/L	17:02:10
2	Zn 213.857†	285038.8	254992.7	3.063 mg/L	3.063 mg/L	17:02:10

Mean Data: BG61320-DUP1

Analyte	Mean Corrected Intensity	Conc.	Calib Units	Std.Dev.	Conc.	Sample Units	Std.Dev.	RSD
Y 360.073	2411675.4						6031.91	0.25%
Ag 328.068†	138607.3	0.4576 mg/L		0.00234	0.4576 mg/L		0.00234	0.51%
Al 237.313†	410834.9	48.80 mg/L		0.189	48.80 mg/L		0.189	0.39%
As 188.979†	20.0	0.0444 mg/L		0.00054	0.0444 mg/L		0.00054	1.21%
B 182.528†	28.6	0.0245 mg/L		0.00630	0.0245 mg/L		0.00630	25.78%
Ba 233.527†	61704.9	0.3473 mg/L		0.00085	0.3473 mg/L		0.00085	0.24%
Be 313.107†	12767.1	0.0026 mg/L		0.00000	0.0026 mg/L		0.00000	0.12%
Ca 315.886†	4151601.6	30.49 mg/L		0.006	30.49 mg/L		0.006	0.02%
Cd 228.802†	1843.1	0.0176 mg/L		0.00011	0.0176 mg/L		0.00011	0.62%
Co 228.616†	3267.7	0.0389 mg/L		0.00011	0.0389 mg/L		0.00011	0.29%
Cr 267.716†	33365.6	0.2501 mg/L		0.00093	0.2501 mg/L		0.00093	0.37%
Cu 324.752†	552205.7	2.214 mg/L		0.0015	2.214 mg/L		0.0015	0.07%
Fe 238.204†	13947230.4	105.6 mg/L		0.02	105.6 mg/L		0.02	0.02%
Fe 234.349†	4328187.1	112.4 mg/L		0.04	112.4 mg/L		0.04	0.04%
Mg 279.077†	293612.0	15.63 mg/L		0.038	15.63 mg/L		0.038	0.24%
Mn 257.610†	1859719.7	1.966 mg/L		0.0005	1.966 mg/L		0.0005	0.03%
Mo 202.031†	-13.6	0.0048 mg/L		0.00075	0.0048 mg/L		0.00075	15.84%
Na 330.237†	4132.3	6.007 mg/L		0.0529	6.007 mg/L		0.0529	0.88%
Ni 231.604†	9753.5	0.1873 mg/L		0.00086	0.1873 mg/L		0.00086	0.46%
Pb 220.353†	39931.8	4.618 mg/L		0.0138	4.618 mg/L		0.0138	0.30%
Sb 206.836†	1.9	-0.0048 mg/L		0.00088	-0.0048 mg/L		0.00088	18.40%
Se 196.026†	-7.3	-0.0114 mg/L		0.00588	-0.0114 mg/L		0.00588	51.53%
Sn 189.927†	413.6	0.1453 mg/L		0.00076	0.1453 mg/L		0.00076	0.53%
Ti 337.279†	1766627.3	2.732 mg/L		0.0036	2.732 mg/L		0.0036	0.13%
Tl 190.801†	-33.9	0.0276 mg/L		0.00095	0.0276 mg/L		0.00095	3.43%

V 292.402†	24799.2	0.1101 mg/L	0.00031	0.1101 mg/L	0.00031	0.28%
Zn 213.857†	255548.0	3.070 mg/L	0.0094	3.070 mg/L	0.0094	0.31%

Duplicate Check: BG61320-DUP1

Analyte	Expected Conc.	Measured Conc.	Std. Dev.	Units	Difference (%)
Y 360.073			0.000	mg/L	Not calculated
Ag 328.068	0.3348	0.4576	0.002	mg/L	31.0
Al 237.313	65.74	48.80	0.189	mg/L	29.6
As 188.979	0.0451	0.0444	0.001	mg/L	1.5
B 182.528	0.0872	0.0245	0.006	mg/L	112.4
Ba 233.527	0.4943	0.3473	0.001	mg/L	34.9
Be 313.107	0.0034	0.0026	0.000	mg/L	28.6
Ca 315.886	46.37	30.49	0.006	mg/L	41.3
Cd 228.802	0.0179	0.0176	0.000	mg/L	1.5
Co 228.616	0.0586	0.0389	0.000	mg/L	40.3
Cr 267.716	0.2260	0.2501	0.001	mg/L	10.1
Cu 324.752	2.415	2.214	0.002	mg/L	8.7
Fe 238.204	127.1	105.6	0.017	mg/L	18.5
Fe 234.349	140.8	112.4	0.042	mg/L	22.4
Mg 279.077	20.96	15.63	0.038	mg/L	29.1
Mn 257.610	2.466	1.966	0.001	mg/L	22.6
Mo 202.031	0.0077	0.0048	0.001	mg/L	47.5
Na 330.237	8.004	6.007	0.053	mg/L	28.5
Ni 231.604	0.2438	0.1873	0.001	mg/L	26.2
Pb 220.353	8.093	4.618	0.014	mg/L	54.7
Sb 206.836	-0.0068	-0.0048	0.001	mg/L	-35.5
Se 196.026	-0.0052	-0.0114	0.006	mg/L	-75.0
Sn 189.927	0.2561	0.1453	0.001	mg/L	55.2
Ti 337.279	3.552	2.732	0.004	mg/L	26.1
Tl 190.801	0.0299	0.0276	0.001	mg/L	8.1
V 292.402	0.1262	0.1101	0.000	mg/L	13.6
Zn 213.857	3.167	3.070	0.009	mg/L	3.1

Sequence No.: 31
 Sample ID: BG61320-MS1
 Analyst:
 Initial Sample Wt:
 Dilution:

Autosampler Location: 23
 Date Collected: 7/13/2006 5:04:08 PM
 Data Type: Original
 Initial Sample Vol:
 Sample Prep Vol:

Replicate Data: BG61320-MS1

Repl#	Analyte	Net Intensity	Corrected Intensity	Calib. Conc.	Units	Sample Conc.	Units	Analysis Time
1	Y 360.073	2429717.0	2429717.0					17:05:54
1	Ag 328.068†	161158.3	143930.3	0.4753	mg/L	0.4753	mg/L	17:06:00
1	Al 237.313†	537398.7	478775.3	56.99	mg/L	56.99	mg/L	17:06:00
1	As 188.979†	365.0	329.2	0.4758	mg/L	0.4758	mg/L	17:06:20
1	B 182.528†	511.6	492.0	0.4349	mg/L	0.4349	mg/L	17:06:20
1	Ba 233.527†	160841.6	143354.8	0.8087	mg/L	0.8087	mg/L	17:06:00
1	Be 313.107†	269769.4	237817.2	0.0458	mg/L	0.0458	mg/L	17:06:00
1	Ca 315.886†	6130764.1	5455659.1	40.08	mg/L	40.08	mg/L	17:05:54
1	Cd 228.802†	22884.8	19701.5	0.2237	mg/L	0.2237	mg/L	17:06:20
1	Co 228.616†	36677.6	32919.0	0.4635	mg/L	0.4635	mg/L	17:06:00
1	Cr 267.716†	98399.5	85914.2	0.6381	mg/L	0.6381	mg/L	17:06:00
1	Cu 324.752†	664547.6	589465.1	2.364	mg/L	2.364	mg/L	17:05:54
1	Fe 238.204†	15516807.4	13821446.6	104.7	mg/L	104.7	mg/L	17:05:45
1	Fe 234.349†	4891283.1	4356335.4	113.2	mg/L	113.2	mg/L	17:05:54
1	Mg 279.077†	503686.6	449615.2	24.06	mg/L	24.06	mg/L	17:06:00
1	Mn 257.610†	2871094.1	2556124.8	2.702	mg/L	2.702	mg/L	17:05:54
1	Mo 202.031†	5527.5	4844.2	0.4428	mg/L	0.4428	mg/L	17:06:20
1	Na 330.237†	26392.3	21243.7	27.20	mg/L	27.20	mg/L	17:06:00
1	Ni 231.604†	34903.4	31192.1	0.6040	mg/L	0.6040	mg/L	17:06:20
1	Pb 220.353†	51313.3	45803.2	5.300	mg/L	5.300	mg/L	17:06:00
1	Sb 206.836†	1566.2	1270.6	0.3218	mg/L	0.3218	mg/L	17:06:20
1	Se 196.026†	586.4	526.4	0.8023	mg/L	0.8023	mg/L	17:06:20
1	Sn 189.927†	2059.5	1730.0	0.6162	mg/L	0.6162	mg/L	17:06:20
1	Ti 337.279†	2470636.2	2200045.0	3.402	mg/L	3.402	mg/L	17:05:54
1	Tl 190.801†	496.7	457.4	0.5009	mg/L	0.5009	mg/L	17:06:20

1	V 292.402†	141346.5	124266.2	0.5593 mg/L	0.5593 mg/L	17:06:00
1	Zn 213.857†	284154.0	251851.9	3.023 mg/L	3.023 mg/L	17:06:00
2	Y 360.073	2431731.1	2431731.1			17:06:39
2	Ag 328.068†	162802.2	145274.6	0.4797 mg/L	0.4797 mg/L	17:06:45
2	Al 237.313†	542452.4	482876.8	57.49 mg/L	57.49 mg/L	17:06:45
2	As 188.979†	361.3	325.6	0.4709 mg/L	0.4709 mg/L	17:07:05
2	B 182.528†	520.2	499.3	0.4413 mg/L	0.4413 mg/L	17:07:05
2	Ba 233.527†	162219.3	144462.4	0.8150 mg/L	0.8150 mg/L	17:06:45
2	Be 313.107†	272252.0	239827.7	0.0462 mg/L	0.0462 mg/L	17:06:45
2	Ca 315.886†	6139936.0	5459299.1	40.11 mg/L	40.11 mg/L	17:06:39
2	Cd 228.802†	22811.8	19619.7	0.2228 mg/L	0.2228 mg/L	17:07:05
2	Co 228.616†	37011.4	33189.1	0.4674 mg/L	0.4674 mg/L	17:06:45
2	Cr 267.716†	99161.4	86519.7	0.6426 mg/L	0.6426 mg/L	17:06:45
2	Cu 324.752†	667060.7	591211.6	2.371 mg/L	2.371 mg/L	17:06:39
2	Fe 238.204†	15606651.3	13889963.2	105.2 mg/L	105.2 mg/L	17:06:30
2	Fe 234.349†	4895887.5	4356824.5	113.2 mg/L	113.2 mg/L	17:06:39
2	Mg 279.077†	507205.5	452375.4	24.21 mg/L	24.21 mg/L	17:06:45
2	Mn 257.610†	2875503.1	2557930.7	2.704 mg/L	2.704 mg/L	17:06:39
2	Mo 202.031†	5493.9	4810.2	0.4397 mg/L	0.4397 mg/L	17:07:05
2	Na 330.237†	26672.4	21473.6	27.49 mg/L	27.49 mg/L	17:06:45
2	Ni 231.604†	34853.2	31121.6	0.6027 mg/L	0.6027 mg/L	17:07:05
2	Pb 220.353†	51725.8	46132.5	5.338 mg/L	5.338 mg/L	17:06:45
2	Sb 206.836†	1560.7	1264.5	0.3202 mg/L	0.3202 mg/L	17:07:05
2	Se 196.026†	589.6	528.8	0.8059 mg/L	0.8059 mg/L	17:07:05
2	Sn 189.927†	2047.7	1717.9	0.6119 mg/L	0.6119 mg/L	17:07:05
2	Ti 337.279†	2476182.7	2203158.7	3.407 mg/L	3.407 mg/L	17:06:39
2	Tl 190.801†	500.0	460.0	0.5033 mg/L	0.5033 mg/L	17:07:05
2	V 292.402†	142808.4	125463.1	0.5647 mg/L	0.5647 mg/L	17:06:45
2	Zn 213.857†	286704.4	253912.1	3.048 mg/L	3.048 mg/L	17:06:45

Mean Data: BG61320-MS1

Analyte	Mean Corrected Intensity	Calib Conc. Units	Std.Dev.	Sample Conc. Units	Std.Dev.	RSD
Y 360.073	2430724.1				1424.25	0.06%
Ag 328.068†	144602.4	0.4775 mg/L	0.00314	0.4775 mg/L	0.00314	0.66%
Al 237.313†	480826.1	57.24 mg/L	0.350	57.24 mg/L	0.350	0.61%
As 188.979†	327.4	0.4733 mg/L	0.00350	0.4733 mg/L	0.00350	0.74%
B 182.528†	495.7	0.4381 mg/L	0.00452	0.4381 mg/L	0.00452	1.03%
Ba 233.527†	143908.6	0.8119 mg/L	0.00443	0.8119 mg/L	0.00443	0.55%
Be 313.107†	238822.5	0.0460 mg/L	0.00027	0.0460 mg/L	0.00027	0.59%
Ca 315.886†	5457479.1	40.10 mg/L	0.019	40.10 mg/L	0.019	0.05%
Cd 228.802†	19660.6	0.2232 mg/L	0.00067	0.2232 mg/L	0.00067	0.30%
Co 228.616†	33054.1	0.4654 mg/L	0.00274	0.4654 mg/L	0.00274	0.59%
Cr 267.716†	86217.0	0.6404 mg/L	0.00316	0.6404 mg/L	0.00316	0.49%
Cu 324.752†	590338.4	2.367 mg/L	0.0049	2.367 mg/L	0.0049	0.21%
Fe 238.204†	13855704.9	104.9 mg/L	0.37	104.9 mg/L	0.37	0.35%
Fe 234.349†	4356579.9	113.2 mg/L	0.01	113.2 mg/L	0.01	0.01%
Mg 279.077†	450995.3	24.13 mg/L	0.105	24.13 mg/L	0.105	0.44%
Mn 257.610†	2557027.7	2.703 mg/L	0.0013	2.703 mg/L	0.0013	0.05%
Mo 202.031†	4827.2	0.4412 mg/L	0.00216	0.4412 mg/L	0.00216	0.49%
Na 330.237†	21358.7	27.35 mg/L	0.200	27.35 mg/L	0.200	0.73%
Ni 231.604†	31156.9	0.6034 mg/L	0.00097	0.6034 mg/L	0.00097	0.16%
Pb 220.353†	45967.9	5.319 mg/L	0.0270	5.319 mg/L	0.0270	0.51%
Sb 206.836†	1267.5	0.3210 mg/L	0.00117	0.3210 mg/L	0.00117	0.36%
Se 196.026†	527.6	0.8041 mg/L	0.00257	0.8041 mg/L	0.00257	0.32%
Sn 189.927†	1724.0	0.6141 mg/L	0.00303	0.6141 mg/L	0.00303	0.49%
Ti 337.279†	2201601.9	3.405 mg/L	0.0034	3.405 mg/L	0.0034	0.10%
Tl 190.801†	458.7	0.5021 mg/L	0.00169	0.5021 mg/L	0.00169	0.34%
V 292.402†	124864.7	0.5620 mg/L	0.00382	0.5620 mg/L	0.00382	0.68%
Zn 213.857†	252882.0	3.035 mg/L	0.0175	3.035 mg/L	0.0175	0.58%

Matrix Recovery Check: BG61320-MS1

Analyte	Expected Conc.	Measured Conc.	Std. Dev.	Units	Recovery (%)
Ag 328.068	0.5848	0.4775	0.003	mg/L	57.1
Al 237.313	68.24	57.24	0.350	mg/L	-340.0
As 188.979	0.5451	0.4733	0.004	mg/L	85.7
B 182.528	0.5872	0.4381	0.005	mg/L	70.2
Ba 233.527	0.9943	0.8119	0.004	mg/L	63.5

Be 313.107	0.0534	0.0460	0.000	mg/L	85.2
Ca 315.886	51.37	40.10	0.019	mg/L	-125.4
Cd 228.802	0.2679	0.2232	0.001	mg/L	82.1
Co 228.616	0.5586	0.4654	0.003	mg/L	81.4
Cr 267.716	0.7260	0.6404	0.003	mg/L	82.9
Cu 324.752	2.915	2.367	0.005	mg/L	-9.5
Fe 238.204	129.6	104.9	0.367	mg/L	-889.4
Fe 234.349	143.3	113.2	0.009	mg/L	-1104.6
Mg 279.077	25.96	24.13	0.105	mg/L	63.5
Mn 257.610	2.966	2.703	0.001	mg/L	47.4
Mo 202.031	0.5077	0.4412	0.002	mg/L	86.7
Na 330.237	33.00	27.35	0.200	mg/L	77.4
Ni 231.604	0.7438	0.6034	0.001	mg/L	71.9
Pb 220.353	8.593	5.319	0.027	mg/L	-554.8
Sb 206.836	0.4932	0.3210	0.001	mg/L	65.6
Se 196.026	0.9948	0.8041	0.003	mg/L	80.9
Sn 189.927	0.7561	0.6141	0.003	mg/L	71.6
Ti 337.279	4.052	3.405	0.003	mg/L	-29.5
Tl 190.801	0.5299	0.5021	0.002	mg/L	94.4
V 292.402	0.6262	0.5620	0.004	mg/L	87.2
Zn 213.857	3.667	3.035	0.018	mg/L	-26.3

Sequence No.: 32
 Sample ID: BG61320-SD1
 Analyst:
 Initial Sample Wt:
 Dilution:

Autosampler Location: 24
 Date Collected: 7/13/2006 5:08:42 PM
 Data Type: Original
 Initial Sample Vol:
 Sample Prep Vol:

Replicate Data: BG61320-SD1

Repl#	Analyte	Net Intensity	Corrected Intensity	Calib. Conc. Units	Sample Conc. Units	Analysis Time
1	Y 360.073	2357513.7	2357513.7			17:10:18
1	Ag 328.068†	22555.7	21080.3	0.0698 mg/L	0.0698 mg/L	17:10:24
1	Al 237.313†	122579.9	112604.2	13.38 mg/L	13.38 mg/L	17:10:24
1	As 188.979†	1.1	5.1	0.0117 mg/L	0.0117 mg/L	17:10:44
1	B 182.528†	-4.4	32.2	0.0277 mg/L	0.0277 mg/L	17:10:44
1	Ba 233.527†	20020.1	18458.9	0.1028 mg/L	0.1028 mg/L	17:10:24
1	Be 313.107†	6393.9	3380.1	0.0006 mg/L	0.0006 mg/L	17:10:24
1	Ca 315.886†	1440198.0	1316654.3	9.652 mg/L	9.652 mg/L	17:10:18
1	Cd 228.802†	1159.9	380.9	0.0028 mg/L	0.0028 mg/L	17:10:44
1	Co 228.616†	840.9	1019.1	0.0108 mg/L	0.0108 mg/L	17:10:44
1	Cr 267.716†	8458.7	6026.8	0.0445 mg/L	0.0445 mg/L	17:10:24
1	Cu 324.752†	144530.4	130183.5	0.5236 mg/L	0.5236 mg/L	17:10:24
1	Fe 238.204†	4357193.6	3999478.2	30.28 mg/L	30.28 mg/L	17:10:18
1	Fe 234.349†	1294711.0	1187877.1	30.85 mg/L	30.85 mg/L	17:10:18
1	Mg 279.077†	87829.5	81571.1	4.337 mg/L	4.337 mg/L	17:10:24
1	Mn 257.610†	539453.0	493846.1	0.5203 mg/L	0.5203 mg/L	17:10:18
1	Mo 202.031†	79.9	-6.2	-0.0003 mg/L	-0.0003 mg/L	17:10:44
1	Na 330.237†	3490.2	938.0	1.855 mg/L	1.855 mg/L	17:10:24
1	Ni 231.604†	2808.0	2678.6	0.0497 mg/L	0.0497 mg/L	17:10:24
1	Pb 220.353†	16138.6	14910.3	1.722 mg/L	1.722 mg/L	17:10:24
1	Sb 206.836†	127.2	-7.8	-0.0048 mg/L	-0.0048 mg/L	17:10:44
1	Se 196.026†	-6.2	-1.6	-0.0027 mg/L	-0.0027 mg/L	17:10:44
1	Sn 189.927†	255.1	129.6	0.0394 mg/L	0.0394 mg/L	17:10:44
1	Ti 337.279†	518318.4	475086.0	0.7343 mg/L	0.7343 mg/L	17:10:18
1	Tl 190.801†	-19.3	-2.8	0.0322 mg/L	0.0322 mg/L	17:10:44
1	V 292.402†	8207.7	5891.8	0.0254 mg/L	0.0254 mg/L	17:10:24
1	Zn 213.857†	63976.2	57465.7	0.6884 mg/L	0.6884 mg/L	17:10:24
2	Y 360.073	2359328.9	2359328.9			17:10:53
2	Ag 328.068†	22867.9	21350.7	0.0707 mg/L	0.0707 mg/L	17:10:58
2	Al 237.313†	123908.9	113736.8	13.51 mg/L	13.51 mg/L	17:10:58
2	As 188.979†	-1.2	2.9	0.0087 mg/L	0.0087 mg/L	17:11:18
2	B 182.528†	-3.3	33.3	0.0286 mg/L	0.0286 mg/L	17:11:18
2	Ba 233.527†	20252.6	18658.1	0.1039 mg/L	0.1039 mg/L	17:10:58
2	Be 313.107†	6618.9	3582.0	0.0006 mg/L	0.0006 mg/L	17:10:58
2	Ca 315.886†	1442299.3	1317564.6	9.659 mg/L	9.659 mg/L	17:10:53
2	Cd 228.802†	1152.7	373.5	0.0028 mg/L	0.0028 mg/L	17:11:18
2	Co 228.616†	859.3	1035.5	0.0110 mg/L	0.0110 mg/L	17:11:18
2	Cr 267.716†	8490.1	6049.7	0.0447 mg/L	0.0447 mg/L	17:10:58

2	Cu 324.752†	144895.5	130416.4	0.5245 mg/L	0.5245 mg/L	17:10:58
2	Fe 238.204†	4361404.7	4000263.5	30.28 mg/L	30.28 mg/L	17:10:53
2	Fe 234.349†	1296787.8	1188867.8	30.88 mg/L	30.88 mg/L	17:10:53
2	Mg 279.077†	88776.2	82377.5	4.380 mg/L	4.380 mg/L	17:10:58
2	Mn 257.610†	540289.7	494232.6	0.5207 mg/L	0.5207 mg/L	17:10:53
2	Mo 202.031†	76.5	-9.4	-0.0006 mg/L	-0.0006 mg/L	17:11:18
2	Na 330.237†	3456.5	904.6	1.814 mg/L	1.814 mg/L	17:10:58
2	Ni 231.604†	2827.1	2694.1	0.0500 mg/L	0.0500 mg/L	17:10:58
2	Pb 220.353†	16282.8	15031.2	1.736 mg/L	1.736 mg/L	17:10:58
2	Sb 206.836†	133.5	-2.2	-0.0034 mg/L	-0.0034 mg/L	17:11:18
2	Se 196.026†	-4.8	-0.4	-0.0008 mg/L	-0.0008 mg/L	17:11:18
2	Sn 189.927†	264.5	138.0	0.0424 mg/L	0.0424 mg/L	17:11:18
2	Ti 337.279†	519228.3	475554.6	0.7350 mg/L	0.7350 mg/L	17:10:53
2	Tl 190.801†	-29.2	-11.8	0.0236 mg/L	0.0236 mg/L	17:11:18
2	V 292.402†	8142.2	5825.9	0.0251 mg/L	0.0251 mg/L	17:10:58
2	Zn 213.857†	64678.1	58064.4	0.6956 mg/L	0.6956 mg/L	17:10:58

Mean Data: BG61320-SD1

Analyte	Mean Corrected Intensity	Calib Conc. Units	Std.Dev.	Sample Conc. Units	Std.Dev.	RSD
Y 360.073	2358421.3				1283.58	0.05%
Ag 328.068†	21215.5	0.0702 mg/L	0.00063	0.0702 mg/L	0.00063	0.90%
Al 237.313†	113170.5	13.44 mg/L	0.097	13.44 mg/L	0.097	0.72%
As 188.979†	4.0	0.0102 mg/L	0.00209	0.0102 mg/L	0.00209	20.57%
B 182.528†	32.8	0.0281 mg/L	0.00065	0.0281 mg/L	0.00065	2.30%
Ba 233.527†	18558.5	0.1034 mg/L	0.00080	0.1034 mg/L	0.00080	0.77%
Be 313.107†	3481.1	0.0006 mg/L	0.00003	0.0006 mg/L	0.00003	4.76%
Ca 315.886†	1317109.5	9.656 mg/L	0.0047	9.656 mg/L	0.0047	0.05%
Cd 228.802†	377.2	0.0028 mg/L	0.00006	0.0028 mg/L	0.00006	2.00%
Co 228.616†	1027.3	0.0109 mg/L	0.00017	0.0109 mg/L	0.00017	1.51%
Cr 267.716†	6038.3	0.0446 mg/L	0.00012	0.0446 mg/L	0.00012	0.27%
Cu 324.752†	130299.9	0.5240 mg/L	0.00066	0.5240 mg/L	0.00066	0.13%
Fe 238.204†	3999870.8	30.28 mg/L	0.004	30.28 mg/L	0.004	0.01%
Fe 234.349†	1188372.5	30.86 mg/L	0.018	30.86 mg/L	0.018	0.06%
Mg 279.077†	81974.3	4.358 mg/L	0.0308	4.358 mg/L	0.0308	0.71%
Mn 257.610†	494039.3	0.5205 mg/L	0.00029	0.5205 mg/L	0.00029	0.06%
Mo 202.031†	-7.8	-0.0005 mg/L	0.00020	-0.0005 mg/L	0.00020	42.05%
Na 330.237†	921.3	1.834 mg/L	0.0295	1.834 mg/L	0.0295	1.61%
Ni 231.604†	2686.3	0.0498 mg/L	0.00021	0.0498 mg/L	0.00021	0.43%
Pb 220.353†	14970.8	1.729 mg/L	0.0099	1.729 mg/L	0.0099	0.57%
Sb 206.836†	-5.0	-0.0041 mg/L	0.00104	-0.0041 mg/L	0.00104	25.47%
Se 196.026†	-1.0	-0.0017 mg/L	0.00131	-0.0017 mg/L	0.00131	75.87%
Sn 189.927†	133.8	0.0409 mg/L	0.00213	0.0409 mg/L	0.00213	5.20%
Ti 337.279†	475320.3	0.7347 mg/L	0.00051	0.7347 mg/L	0.00051	0.07%
Tl 190.801†	-7.3	0.0279 mg/L	0.00609	0.0279 mg/L	0.00609	21.82%
V 292.402†	5858.8	0.0252 mg/L	0.00021	0.0252 mg/L	0.00021	0.83%
Zn 213.857†	57765.0	0.6920 mg/L	0.00509	0.6920 mg/L	0.00509	0.74%

Dilution Check: BG61320-SD1

Analyte	Expected Conc.	Measured Conc.	Std. Dev.	Units	Difference (%)
Y 360.073			0.000	mg/L	Not calculated
Ag 328.068	0.0670	0.0702	0.001	mg/L	4.9
Al 237.313	13.15	13.44	0.097	mg/L	2.3
As 188.979	0.0090	0.0102	0.002	mg/L	12.9
B 182.528	0.0174	0.0281	0.001	mg/L	61.3
Ba 233.527	0.0989	0.1034	0.001	mg/L	4.6
Be 313.107	0.0007	0.0006	0.000	mg/L	15.5
Ca 315.886	9.273	9.656	0.005	mg/L	4.1
Cd 228.802	0.0036	0.0028	0.000	mg/L	21.7
Co 228.616	0.0117	0.0109	0.000	mg/L	6.9
Cr 267.716	0.0452	0.0446	0.000	mg/L	1.3
Cu 324.752	0.4829	0.5240	0.001	mg/L	8.5
Fe 238.204	25.43	30.28	0.004	mg/L	19.1
Fe 234.349	28.15	30.86	0.018	mg/L	9.6
Mg 279.077	4.192	4.358	0.031	mg/L	4.0
Mn 257.610	0.4932	0.5205	0.000	mg/L	5.5
Mo 202.031	0.0015	-0.0005	0.000	mg/L	131.2
Na 330.237	1.601	1.834	0.029	mg/L	14.6

Ni 231.604	0.0488	0.0498	0.000	mg/L	2.2
Pb 220.353	1.619	1.729	0.010	mg/L	6.8
Sb 206.836	-0.0014	-0.0041	0.001	mg/L	-199.7
Se 196.026	-0.0010	-0.0017	0.001	mg/L	-66.7
Sn 189.927	0.0512	0.0409	0.002	mg/L	20.1
Ti 337.279	0.7104	0.7347	0.001	mg/L	3.4
Tl 190.801	0.0060	0.0279	0.006	mg/L	366.2
V 292.402	0.0252	0.0252	0.000	mg/L	0.0
Zn 213.857	0.6334	0.6920	0.005	mg/L	9.3

Sequence No.: 33
Sample ID: BG61320-PDS1
Analyst:
Initial Sample Wt:
Dilution:

Autosampler Location: 25
Date Collected: 7/13/2006 5:12:56 PM
Data Type: Original
Initial Sample Vol:
Sample Prep Vol:

Replicate Data: BG61320-PDS1

Repl#	Analyte	Net Intensity	Corrected Intensity	Calib. Conc. Units	Sample Conc. Units	Analysis Time
1	Y 360.073	2419270.2	2419270.2			17:14:45
1	Ag 328.068†	190927.1	171182.4	0.5652 mg/L	0.5652 mg/L	17:14:51
1	Al 237.313†	622963.3	557391.4	66.29 mg/L	66.29 mg/L	17:14:51
1	As 188.979†	371.8	336.6	0.4893 mg/L	0.4893 mg/L	17:15:11
1	B 182.528†	630.9	600.7	0.5311 mg/L	0.5311 mg/L	17:15:11
1	Ba 233.527†	186830.3	167223.8	0.9437 mg/L	0.9437 mg/L	17:14:51
1	Be 313.107†	289425.3	256439.7	0.0495 mg/L	0.0495 mg/L	17:14:51
1	Ca 315.886†	7741930.4	6920645.3	50.85 mg/L	50.85 mg/L	17:14:37
1	Cd 228.802†	24023.2	20808.0	0.2358 mg/L	0.2358 mg/L	17:15:11
1	Co 228.616†	40223.1	36232.1	0.5100 mg/L	0.5100 mg/L	17:14:51
1	Cr 267.716†	105217.3	92392.1	0.6873 mg/L	0.6873 mg/L	17:14:51
1	Cu 324.752†	761569.4	678820.3	2.722 mg/L	2.722 mg/L	17:14:45
1	Fe 238.204†	18858649.3	16870857.7	127.7 mg/L	127.7 mg/L	17:14:37
1	Fe 234.349†	6049715.8	5411523.0	140.6 mg/L	140.6 mg/L	17:14:45
1	Mg 279.077†	519485.9	465687.2	24.87 mg/L	24.87 mg/L	17:14:51
1	Mn 257.610†	3038199.1	2716666.5	2.873 mg/L	2.873 mg/L	17:14:45
1	Mo 202.031†	5947.2	5241.0	0.4805 mg/L	0.4805 mg/L	17:15:11
1	Na 330.237†	29684.3	24290.4	31.06 mg/L	31.06 mg/L	17:14:51
1	Ni 231.604†	40174.2	36041.8	0.6984 mg/L	0.6984 mg/L	17:14:51
1	Pb 220.353†	81472.1	72981.7	8.444 mg/L	8.444 mg/L	17:14:51
1	Sb 206.836†	2053.3	1712.3	0.4367 mg/L	0.4367 mg/L	17:15:11
1	Se 196.026†	624.9	563.1	0.8582 mg/L	0.8582 mg/L	17:15:11
1	Sn 189.927†	2409.6	2051.1	0.7320 mg/L	0.7320 mg/L	17:15:11
1	Ti 337.279†	2849473.9	2548469.5	3.941 mg/L	3.941 mg/L	17:14:45
1	Tl 190.801†	519.7	479.9	0.5256 mg/L	0.5256 mg/L	17:15:11
1	V 292.402†	148220.3	130959.4	0.5893 mg/L	0.5893 mg/L	17:14:51
1	Zn 213.857†	332115.6	295852.9	3.551 mg/L	3.551 mg/L	17:14:51
2	Y 360.073	2411368.4	2411368.4			17:15:31
2	Ag 328.068†	191585.1	172332.7	0.5690 mg/L	0.5690 mg/L	17:15:37
2	Al 237.313†	624390.1	560498.3	66.66 mg/L	66.66 mg/L	17:15:37
2	As 188.979†	369.5	335.7	0.4882 mg/L	0.4882 mg/L	17:15:57
2	B 182.528†	633.7	605.1	0.5350 mg/L	0.5350 mg/L	17:15:57
2	Ba 233.527†	187137.5	168047.3	0.9484 mg/L	0.9484 mg/L	17:15:37
2	Be 313.107†	290386.4	258150.8	0.0498 mg/L	0.0498 mg/L	17:15:37
2	Ca 315.886†	7768222.3	6966940.3	51.19 mg/L	51.19 mg/L	17:15:23
2	Cd 228.802†	24005.0	20862.1	0.2364 mg/L	0.2364 mg/L	17:15:57
2	Co 228.616†	40265.9	36388.4	0.5121 mg/L	0.5121 mg/L	17:15:37
2	Cr 267.716†	105550.6	92999.8	0.6918 mg/L	0.6918 mg/L	17:15:37
2	Cu 324.752†	762946.9	682289.4	2.736 mg/L	2.736 mg/L	17:15:31
2	Fe 238.204†	18907619.6	16970098.0	128.5 mg/L	128.5 mg/L	17:15:23
2	Fe 234.349†	6053152.5	5432343.1	141.1 mg/L	141.1 mg/L	17:15:31
2	Mg 279.077†	520742.4	468337.9	25.01 mg/L	25.01 mg/L	17:15:37
2	Mn 257.610†	3042339.2	2729289.3	2.886 mg/L	2.886 mg/L	17:15:31
2	Mo 202.031†	5935.1	5247.5	0.4811 mg/L	0.4811 mg/L	17:15:57
2	Na 330.237†	29774.4	24458.2	31.27 mg/L	31.27 mg/L	17:15:37
2	Ni 231.604†	40151.0	36138.8	0.7002 mg/L	0.7002 mg/L	17:15:37
2	Pb 220.353†	81532.9	73275.1	8.478 mg/L	8.478 mg/L	17:15:37
2	Sb 206.836†	2047.2	1712.9	0.4368 mg/L	0.4368 mg/L	17:15:57
2	Se 196.026†	629.8	569.3	0.8677 mg/L	0.8677 mg/L	17:15:57
2	Sn 189.927†	2422.0	2069.3	0.7385 mg/L	0.7385 mg/L	17:15:57

2	Ti 337.279†	2862737.0	2568727.5	3.973 mg/L	3.973 mg/L	17:15:31
2	Tl 190.801†	537.6	497.5	0.5426 mg/L	0.5426 mg/L	17:15:57
2	V 292.402†	148634.8	131766.0	0.5929 mg/L	0.5929 mg/L	17:15:37
2	Zn 213.857†	333120.1	297728.2	3.574 mg/L	3.574 mg/L	17:15:37

 Mean Data: BG61320-PDS1

Analyte	Mean Corrected		Calib		Sample		RSD
	Intensity	Conc.	Units	Std.Dev.	Conc.	Units	
Y 360.073	2415319.3						
Ag 328.068†	171757.6	0.5671	mg/L	0.00268	0.5671	mg/L	5587.40 0.23%
Al 237.313†	558944.9	66.48	mg/L	0.262	66.48	mg/L	0.00268 0.47%
As 188.979†	336.1	0.4887	mg/L	0.00082	0.4887	mg/L	0.262 0.39%
B 182.528†	602.9	0.5330	mg/L	0.00272	0.5330	mg/L	0.00082 0.17%
Ba 233.527†	167635.6	0.9460	mg/L	0.00329	0.9460	mg/L	0.00272 0.51%
Be 313.107†	257295.3	0.0496	mg/L	0.00023	0.0496	mg/L	0.00329 0.35%
Ca 315.886†	6943792.8	51.02	mg/L	0.241	51.02	mg/L	0.00023 0.47%
Cd 228.802†	20835.1	0.2361	mg/L	0.00043	0.2361	mg/L	0.241 0.47%
Co 228.616†	36310.3	0.5110	mg/L	0.00154	0.5110	mg/L	0.00043 0.18%
Cr 267.716†	92696.0	0.6896	mg/L	0.00319	0.6896	mg/L	0.00154 0.30%
Cu 324.752†	680554.9	2.729	mg/L	0.0098	2.729	mg/L	0.00319 0.46%
Fe 238.204†	16920477.8	128.1	mg/L	0.53	128.1	mg/L	0.0098 0.36%
Fe 234.349†	5421933.0	140.8	mg/L	0.38	140.8	mg/L	0.53 0.41%
Mg 279.077†	467012.5	24.94	mg/L	0.101	24.94	mg/L	0.38 0.27%
Mn 257.610†	2722977.9	2.879	mg/L	0.0094	2.879	mg/L	0.101 0.40%
Mo 202.031†	5244.3	0.4808	mg/L	0.00044	0.4808	mg/L	0.0094 0.33%
Na 330.237†	24374.3	31.16	mg/L	0.148	31.16	mg/L	0.00044 0.09%
Ni 231.604†	36090.3	0.6993	mg/L	0.00133	0.6993	mg/L	0.148 0.47%
Pb 220.353†	73128.4	8.461	mg/L	0.0240	8.461	mg/L	0.00133 0.19%
Sb 206.836†	1712.6	0.4368	mg/L	0.00006	0.4368	mg/L	0.0240 0.28%
Se 196.026†	566.2	0.8629	mg/L	0.00671	0.8629	mg/L	0.00006 0.01%
Sn 189.927†	2060.2	0.7352	mg/L	0.00464	0.7352	mg/L	0.00671 0.78%
Ti 337.279†	2558598.5	3.957	mg/L	0.0222	3.957	mg/L	0.00464 0.63%
Tl 190.801†	488.7	0.5341	mg/L	0.01198	0.5341	mg/L	0.0222 0.56%
V 292.402†	131362.7	0.5911	mg/L	0.00257	0.5911	mg/L	0.01198 2.24%
Zn 213.857†	296790.5	3.563	mg/L	0.0159	3.563	mg/L	0.00257 0.43%

 Matrix Recovery Check: BG61320-PDS1

Analyte	Expected		Measured		Std. Dev.	Units	Recovery (%)
	Conc.	Conc.	Conc.	Conc.			
Ag 328.068	0.5848	0.5671	0.003	mg/L	92.9		
Al 237.313	68.24	66.48	0.262	mg/L	29.6		
As 188.979	0.5451	0.4887	0.001	mg/L	88.7		
B 182.528	0.5872	0.5330	0.003	mg/L	89.2		
Ba 233.527	0.9943	0.9460	0.003	mg/L	90.4		
Be 313.107	0.0534	0.0496	0.000	mg/L	92.4		
Ca 315.886	51.37	51.02	0.241	mg/L	93.2		
Cd 228.802	0.2679	0.2361	0.000	mg/L	87.3		
Co 228.616	0.5586	0.5110	0.002	mg/L	90.5		
Cr 267.716	0.7260	0.6896	0.003	mg/L	92.7		
Cu 324.752	2.915	2.729	0.010	mg/L	62.8		
Fe 238.204	129.6	128.1	0.531	mg/L	38.9		
Fe 234.349	143.3	140.8	0.382	mg/L	2.4		
Mg 279.077	25.96	24.94	0.101	mg/L	79.6		
Mn 257.610	2.966	2.879	0.009	mg/L	82.6		
Mo 202.031	0.5077	0.4808	0.000	mg/L	94.6		
Na 330.237	33.00	31.16	0.148	mg/L	92.6		
Ni 231.604	0.7438	0.6993	0.001	mg/L	91.1		
Pb 220.353	8.593	8.461	0.024	mg/L	73.6		
Sb 206.836	0.4932	0.4368	0.000	mg/L	88.7		
Se 196.026	0.9948	0.8629	0.007	mg/L	86.8		
Sn 189.927	0.7561	0.7352	0.005	mg/L	95.8		
Ti 337.279	4.052	3.957	0.022	mg/L	81.0		
Tl 190.801	0.5299	0.5341	0.012	mg/L	100.8		
V 292.402	0.6262	0.5911	0.003	mg/L	93.0		
Zn 213.857	3.667	3.563	0.016	mg/L	79.2		

Sequence No.: 34
 Sample ID: 0607141-01

Autosampler Location: 26
 Date Collected: 7/13/2006 5:17:36 PM

Se 196.026†	-1.4	-0.0024 mg/L	0.00877	-0.0024 mg/L	0.00877	363.83%
Sn 189.927†	19.8	0.0068 mg/L	0.00220	0.0068 mg/L	0.00220	32.30%
Ti 337.279†	2306333.9	3.567 mg/L	0.0066	3.567 mg/L	0.0066	0.19%
Tl 190.801†	-18.9	0.0287 mg/L	0.00882	0.0287 mg/L	0.00882	30.77%
V 292.402†	19954.9	0.0863 mg/L	0.00152	0.0863 mg/L	0.00152	1.76%
Zn 213.857†	26146.3	0.3146 mg/L	0.00406	0.3146 mg/L	0.00406	1.29%

Sequence No.: 37

Autosampler Location: 3

Sample ID: CCV

Date Collected: 7/13/2006 5:31:20 PM

Analyst:

Data Type: Original

Initial Sample Wt:

Initial Sample Vol:

Dilution:

Sample Prep Vol:

Replicate Data: CCV

Repl#	Analyte	Net Intensity	Corrected Intensity	Calib. Conc. Units	Sample Conc. Units	Analysis Time
1	Y 360.073	2298662.7	2298662.7			17:32:54
1	Ag 328.068†	80166.3	75855.0	0.2506 mg/L	0.2506 mg/L	17:33:00
1	Al 237.313†	22097.4	20873.7	2.500 mg/L	2.500 mg/L	17:33:00
1	As 188.979†	371.7	354.0	0.4926 mg/L	0.4926 mg/L	17:33:20
1	B 182.528†	553.5	557.4	0.4928 mg/L	0.4928 mg/L	17:33:20
1	Ba 233.527†	94553.9	89108.6	0.5020 mg/L	0.5020 mg/L	17:33:00
1	Be 313.107†	279338.6	260528.0	0.0499 mg/L	0.0499 mg/L	17:32:54
1	Ca 315.886†	734523.4	686060.8	5.017 mg/L	5.017 mg/L	17:32:54
1	Cd 228.802†	23593.2	21530.8	0.2478 mg/L	0.2478 mg/L	17:33:00
1	Co 228.616†	37193.2	35267.2	0.5032 mg/L	0.5032 mg/L	17:33:00
1	Cr 267.716†	74350.0	68267.2	0.5029 mg/L	0.5029 mg/L	17:33:00
1	Cu 324.752†	144627.3	133671.9	0.5374 mg/L	0.5374 mg/L	17:33:00
1	Fe 238.204†	356818.9	335244.0	2.529 mg/L	2.529 mg/L	17:32:54
1	Fe 234.349†	104127.0	97286.1	2.516 mg/L	2.516 mg/L	17:33:00
1	Mg 279.077†	98110.5	93315.8	5.030 mg/L	5.030 mg/L	17:33:00
1	Mn 257.610†	509732.7	478541.9	0.5031 mg/L	0.5031 mg/L	17:32:54
1	Mo 202.031†	5950.4	5523.1	0.4962 mg/L	0.4962 mg/L	17:33:20
1	Na 330.237†	22550.2	18966.5	24.07 mg/L	24.07 mg/L	17:33:00
1	Ni 231.604†	27588.3	26077.0	0.5045 mg/L	0.5045 mg/L	17:33:00
1	Pb 220.353†	4533.6	4362.7	0.5030 mg/L	0.5030 mg/L	17:33:20
1	Sb 206.836†	2144.0	1894.1	0.4864 mg/L	0.4864 mg/L	17:33:20
1	Se 196.026†	698.9	662.2	1.009 mg/L	1.009 mg/L	17:33:20
1	Sn 189.927†	1604.3	1405.9	0.4940 mg/L	0.4940 mg/L	17:33:20
1	Ti 337.279†	345240.9	324303.6	0.5011 mg/L	0.5011 mg/L	17:32:54
1	Tl 190.801†	645.1	622.4	0.6191 mg/L	0.6191 mg/L	17:33:20
1	V 292.402†	120946.4	112236.5	0.5068 mg/L	0.5068 mg/L	17:33:00
1	Zn 213.857†	46593.0	42601.8	0.5065 mg/L	0.5065 mg/L	17:33:00
2	Y 360.073	2310643.8	2310643.8			17:33:27
2	Ag 328.068†	79751.2	75074.9	0.2480 mg/L	0.2480 mg/L	17:33:33
2	Al 237.313†	22010.5	20684.5	2.477 mg/L	2.477 mg/L	17:33:33
2	As 188.979†	378.2	358.3	0.4985 mg/L	0.4985 mg/L	17:33:53
2	B 182.528†	565.6	566.1	0.5005 mg/L	0.5005 mg/L	17:33:53
2	Ba 233.527†	93991.9	88120.6	0.4964 mg/L	0.4964 mg/L	17:33:33
2	Be 313.107†	279697.5	259500.4	0.0497 mg/L	0.0497 mg/L	17:33:27
2	Ca 315.886†	735663.7	683542.8	4.998 mg/L	4.998 mg/L	17:33:27
2	Cd 228.802†	23419.2	21252.6	0.2446 mg/L	0.2446 mg/L	17:33:33
2	Co 228.616†	36933.5	34842.5	0.4971 mg/L	0.4971 mg/L	17:33:33
2	Cr 267.716†	73889.9	67473.2	0.4970 mg/L	0.4970 mg/L	17:33:33
2	Cu 324.752†	143557.4	131963.7	0.5306 mg/L	0.5306 mg/L	17:33:33
2	Fe 238.204†	357166.2	333827.2	2.519 mg/L	2.519 mg/L	17:33:27
2	Fe 234.349†	103409.3	96105.4	2.486 mg/L	2.486 mg/L	17:33:33
2	Mg 279.077†	97731.0	92481.3	4.985 mg/L	4.985 mg/L	17:33:33
2	Mn 257.610†	510564.4	476832.3	0.5013 mg/L	0.5013 mg/L	17:33:27
2	Mo 202.031†	6006.0	5546.1	0.4982 mg/L	0.4982 mg/L	17:33:53
2	Na 330.237†	22415.8	18730.5	23.77 mg/L	23.77 mg/L	17:33:33
2	Ni 231.604†	27479.1	25840.0	0.4999 mg/L	0.4999 mg/L	17:33:33
2	Pb 220.353†	4538.4	4345.1	0.5010 mg/L	0.5010 mg/L	17:33:53
2	Sb 206.836†	2157.4	1896.2	0.4871 mg/L	0.4871 mg/L	17:33:53
2	Se 196.026†	700.1	659.8	1.006 mg/L	1.006 mg/L	17:33:53
2	Sn 189.927†	1602.8	1396.7	0.4907 mg/L	0.4907 mg/L	17:33:53
2	Ti 337.279†	345501.3	322862.1	0.4988 mg/L	0.4988 mg/L	17:33:27
2	Tl 190.801†	645.0	619.1	0.6160 mg/L	0.6160 mg/L	17:33:53
2	V 292.402†	120276.3	111018.4	0.5013 mg/L	0.5013 mg/L	17:33:33

2 Zn 213.857† 46410.2 42203.1 0.5017 mg/L 0.5017 mg/L 17:33:33

 Mean Data: CCV

Analyte	Mean Corrected Intensity	Calib Conc. Units	Std.Dev.	Sample Conc. Units	Std.Dev.	RSD
Y 360.073	2304653.3				8471.90	0.37%
Ag 328.068†	75464.9	0.2493 mg/L	0.00182	0.2493 mg/L	0.00182	0.73%
QC value within limits for Ag 328.068 Recovery = 99.74%						
Al 237.313†	20779.1	2.488 mg/L	0.0160	2.488 mg/L	0.0160	0.64%
QC value within limits for Al 237.313 Recovery = 99.53%						
As 188.979†	356.1	0.4955 mg/L	0.00420	0.4955 mg/L	0.00420	0.85%
QC value within limits for As 188.979 Recovery = 99.11%						
B 182.528†	561.8	0.4966 mg/L	0.00544	0.4966 mg/L	0.00544	1.09%
QC value within limits for B 182.528 Recovery = 99.33%						
Ba 233.527†	88614.6	0.4992 mg/L	0.00395	0.4992 mg/L	0.00395	0.79%
QC value within limits for Ba 233.527 Recovery = 99.84%						
Be 313.107†	260014.2	0.0498 mg/L	0.00014	0.0498 mg/L	0.00014	0.28%
QC value within limits for Be 313.107 Recovery = 99.64%						
Ca 315.886†	684801.8	5.007 mg/L	0.0131	5.007 mg/L	0.0131	0.26%
QC value within limits for Ca 315.886 Recovery = 100.15%						
Cd 228.802†	21391.7	0.2462 mg/L	0.00230	0.2462 mg/L	0.00230	0.93%
QC value within limits for Cd 228.802 Recovery = 98.49%						
Co 228.616†	35054.9	0.5002 mg/L	0.00431	0.5002 mg/L	0.00431	0.86%
QC value within limits for Co 228.616 Recovery = 100.04%						
Cr 267.716†	67870.2	0.5000 mg/L	0.00415	0.5000 mg/L	0.00415	0.83%
QC value within limits for Cr 267.716 Recovery = 100.00%						
Cu 324.752†	132817.8	0.5340 mg/L	0.00484	0.5340 mg/L	0.00484	0.91%
QC value within limits for Cu 324.752 Recovery = 106.80%						
Fe 238.204†	334535.6	2.524 mg/L	0.0076	2.524 mg/L	0.0076	0.30%
QC value within limits for Fe 238.204 Recovery = 100.96%						
Fe 234.349†	96695.7	2.501 mg/L	0.0217	2.501 mg/L	0.0217	0.87%
QC value within limits for Fe 234.349 Recovery = 100.05%						
Mg 279.077†	92898.6	5.007 mg/L	0.0318	5.007 mg/L	0.0318	0.64%
QC value within limits for Mg 279.077 Recovery = 100.14%						
Mn 257.610†	477687.1	0.5022 mg/L	0.00128	0.5022 mg/L	0.00128	0.25%
QC value within limits for Mn 257.610 Recovery = 100.44%						
Mo 202.031†	5534.6	0.4972 mg/L	0.00146	0.4972 mg/L	0.00146	0.29%
QC value within limits for Mo 202.031 Recovery = 99.44%						
Na 330.237†	18848.5	23.92 mg/L	0.206	23.92 mg/L	0.206	0.86%
QC value within limits for Na 330.237 Recovery = 95.68%						
Ni 231.604†	25958.5	0.5022 mg/L	0.00326	0.5022 mg/L	0.00326	0.65%
QC value within limits for Ni 231.604 Recovery = 100.44%						
Pb 220.353†	4353.9	0.5020 mg/L	0.00144	0.5020 mg/L	0.00144	0.29%
QC value within limits for Pb 220.353 Recovery = 100.40%						
Sb 206.836†	1895.1	0.4868 mg/L	0.00043	0.4868 mg/L	0.00043	0.09%
QC value within limits for Sb 206.836 Recovery = 97.35%						
Se 196.026†	661.0	1.007 mg/L	0.0025	1.007 mg/L	0.0025	0.25%
QC value within limits for Se 196.026 Recovery = 100.74%						
Sn 189.927†	1401.3	0.4923 mg/L	0.00233	0.4923 mg/L	0.00233	0.47%
QC value within limits for Sn 189.927 Recovery = 98.47%						
Ti 337.279†	323582.8	0.4999 mg/L	0.00158	0.4999 mg/L	0.00158	0.32%
QC value within limits for Ti 337.279 Recovery = 99.99%						
Tl 190.801†	620.7	0.6175 mg/L	0.00219	0.6175 mg/L	0.00219	0.35%
QC value greater than the upper limit for Tl 190.801 Recovery = 123.50%						
V 292.402†	111627.4	0.5041 mg/L	0.00390	0.5041 mg/L	0.00390	0.77%
QC value within limits for V 292.402 Recovery = 100.81%						
Zn 213.857†	42402.4	0.5041 mg/L	0.00337	0.5041 mg/L	0.00337	0.67%
QC value within limits for Zn 213.857 Recovery = 100.83%						

QC Failed. Continue with analysis.

Sequence No.: 38
 Sample ID: ICCB
 Analyst:
 Initial Sample Wt:
 Dilution:

Autosampler Location: 1
 Date Collected: 7/13/2006 5:35:30 PM
 Data Type: Original
 Initial Sample Vol:
 Sample Prep Vol:

 Replicate Data: ICCB

Net	Corrected	Calib.	Sample	Analysis
-----	-----------	--------	--------	----------

Repl#	Analyte	Intensity	Intensity	Conc. Units	Conc. Units	Time
1	Y 360.073	2289930.3	2289930.3			17:37:02
1	Ag 328.068†	-248.4	137.8	0.0007 mg/L	0.0007 mg/L	17:37:07
1	Al 237.313†	-72.5	-1.1	0.0005 mg/L	0.0005 mg/L	17:37:27
1	As 188.979†	-2.9	1.2	0.0019 mg/L	0.0019 mg/L	17:37:27
1	B 182.528†	-23.1	14.4	0.0119 mg/L	0.0119 mg/L	17:37:27
1	Ba 233.527†	-73.7	9.5	-0.0015 mg/L	-0.0015 mg/L	17:37:27
1	Be 313.107†	2561.3	-69.1	-0.0002 mg/L	-0.0002 mg/L	17:37:02
1	Ca 315.886†	5584.5	-269.0	-0.0298 mg/L	-0.0298 mg/L	17:37:07
1	Cd 228.802†	693.5	-28.5	-0.0011 mg/L	-0.0011 mg/L	17:37:27
1	Co 228.616†	-223.4	36.0	-0.0018 mg/L	-0.0018 mg/L	17:37:27
1	Cr 267.716†	1673.6	-157.0	-0.0026 mg/L	-0.0026 mg/L	17:37:07
1	Cu 324.752†	10624.2	7536.3	0.0322 mg/L	0.0322 mg/L	17:37:07
1	Fe 238.204†	1661.0	842.6	-0.0038 mg/L	-0.0038 mg/L	17:37:27
1	Fe 234.349†	1010.3	197.7	-0.0009 mg/L	-0.0009 mg/L	17:37:27
1	Mg 279.077†	-877.6	108.0	-0.0027 mg/L	-0.0027 mg/L	17:37:07
1	Mn 257.610†	1839.0	329.1	-0.0022 mg/L	-0.0022 mg/L	17:37:07
1	Mo 202.031†	107.6	22.1	0.0000 mg/L	0.0000 mg/L	17:37:27
1	Na 330.237†	2203.2	-183.8	0.3774 mg/L	0.3774 mg/L	17:37:07
1	Ni 231.604†	-116.5	-9.5	-0.0026 mg/L	-0.0026 mg/L	17:37:27
1	Pb 220.353†	-62.9	34.6	0.0001 mg/L	0.0001 mg/L	17:37:27
1	Sb 206.836†	128.9	-2.8	-0.0030 mg/L	-0.0030 mg/L	17:37:27
1	Se 196.026†	-3.5	0.8	0.0009 mg/L	0.0009 mg/L	17:37:27
1	Sn 189.927†	98.8	-11.3	-0.0125 mg/L	-0.0125 mg/L	17:37:27
1	Ti 337.279†	1018.4	196.4	-0.0003 mg/L	-0.0003 mg/L	17:37:07
1	Tl 190.801†	-3.4	11.7	0.0369 mg/L	0.0369 mg/L	17:37:27
1	V 292.402†	1649.1	-84.7	-0.0012 mg/L	-0.0012 mg/L	17:37:07
1	Zn 213.857†	1856.6	485.8	0.0034 mg/L	0.0034 mg/L	17:37:27
2	Y 360.073	2284389.6	2284389.6			17:37:33
2	Ag 328.068†	-233.9	151.0	0.0007 mg/L	0.0007 mg/L	17:37:38
2	Al 237.313†	-73.7	-2.4	0.0004 mg/L	0.0004 mg/L	17:37:58
2	As 188.979†	-7.2	-2.8	-0.0038 mg/L	-0.0038 mg/L	17:37:58
2	B 182.528†	-28.6	9.2	0.0073 mg/L	0.0073 mg/L	17:37:58
2	Ba 233.527†	-56.5	25.6	-0.0014 mg/L	-0.0014 mg/L	17:37:58
2	Be 313.107†	2556.7	-67.6	-0.0002 mg/L	-0.0002 mg/L	17:37:33
2	Ca 315.886†	5490.3	-345.4	-0.0303 mg/L	-0.0303 mg/L	17:37:38
2	Cd 228.802†	698.1	-22.6	-0.0010 mg/L	-0.0010 mg/L	17:37:58
2	Co 228.616†	-227.7	31.4	-0.0019 mg/L	-0.0019 mg/L	17:37:58
2	Cr 267.716†	1713.2	-115.6	-0.0023 mg/L	-0.0023 mg/L	17:37:38
2	Cu 324.752†	10507.0	7449.5	0.0318 mg/L	0.0318 mg/L	17:37:38
2	Fe 238.204†	1599.8	788.4	-0.0042 mg/L	-0.0042 mg/L	17:37:58
2	Fe 234.349†	1026.4	215.3	-0.0004 mg/L	-0.0004 mg/L	17:37:58
2	Mg 279.077†	-950.2	37.3	-0.0066 mg/L	-0.0066 mg/L	17:37:38
2	Mn 257.610†	1765.0	263.1	-0.0023 mg/L	-0.0023 mg/L	17:37:38
2	Mo 202.031†	89.3	5.1	-0.0015 mg/L	-0.0015 mg/L	17:37:58
2	Na 330.237†	2243.8	-140.3	0.4312 mg/L	0.4312 mg/L	17:37:38
2	Ni 231.604†	-96.1	9.6	-0.0022 mg/L	-0.0022 mg/L	17:37:58
2	Pb 220.353†	-76.7	21.3	-0.0014 mg/L	-0.0014 mg/L	17:37:58
2	Sb 206.836†	132.0	0.5	-0.0021 mg/L	-0.0021 mg/L	17:37:58
2	Se 196.026†	-6.4	-2.0	-0.0033 mg/L	-0.0033 mg/L	17:37:58
2	Sn 189.927†	88.4	-20.8	-0.0159 mg/L	-0.0159 mg/L	17:37:58
2	Ti 337.279†	1040.9	220.0	-0.0002 mg/L	-0.0002 mg/L	17:37:38
2	Tl 190.801†	-7.0	8.3	0.0336 mg/L	0.0336 mg/L	17:37:58
2	V 292.402†	1657.1	-73.4	-0.0011 mg/L	-0.0011 mg/L	17:37:38
2	Zn 213.857†	1827.5	462.5	0.0031 mg/L	0.0031 mg/L	17:37:58

Mean Data: ICCB

Analyte	Mean Corrected Intensity	Calib Conc. Units	Std.Dev.	Sample Conc. Units	Std.Dev.	RSD
Y 360.073	2287160.0				3917.87	0.17%
Ag 328.068†	144.4	0.0007 mg/L	0.00003	0.0007 mg/L	0.00003	4.59%
QC value within limits for Ag 328.068 Recovery = Not calculated						
Al 237.313†	-1.8	0.0005 mg/L	0.00011	0.0005 mg/L	0.00011	24.07%
QC value within limits for Al 237.313 Recovery = Not calculated						
As 188.979†	-0.8	-0.0009 mg/L	0.00400	-0.0009 mg/L	0.00400	434.98%
QC value within limits for As 188.979 Recovery = Not calculated						
B 182.528†	11.8	0.0096 mg/L	0.00326	0.0096 mg/L	0.00326	33.96%
QC value within limits for B 182.528 Recovery = Not calculated						
Ba 233.527†	17.6	-0.0015 mg/L	0.00006	-0.0015 mg/L	0.00006	4.43%
QC value within limits for Ba 233.527 Recovery = Not calculated						

Be 313.107†	-68.3	-0.0002 mg/L	0.00000	-0.0002 mg/L	0.00000	0.12%
QC value within limits for Be 313.107 Recovery = Not calculated						
Ca 315.886†	-307.2	-0.0301 mg/L	0.00040	-0.0301 mg/L	0.00040	1.33%
QC value within limits for Ca 315.886 Recovery = Not calculated						
Cd 228.802†	-25.5	-0.0010 mg/L	0.00006	-0.0010 mg/L	0.00006	5.84%
QC value within limits for Cd 228.802 Recovery = Not calculated						
Co 228.616†	33.7	-0.0018 mg/L	0.00005	-0.0018 mg/L	0.00005	2.53%
QC value within limits for Co 228.616 Recovery = Not calculated						
Cr 267.716†	-136.3	-0.0024 mg/L	0.00022	-0.0024 mg/L	0.00022	8.97%
QC value within limits for Cr 267.716 Recovery = Not calculated						
Cu 324.752†	7492.9	0.0320 mg/L	0.00025	0.0320 mg/L	0.00025	0.77%
QC value greater than the upper limit for Cu 324.752 Recovery = Not calculated						
Fe 238.204†	815.5	-0.0040 mg/L	0.00029	-0.0040 mg/L	0.00029	7.34%
QC value within limits for Fe 238.204 Recovery = Not calculated						
Fe 234.349†	206.5	-0.0007 mg/L	0.00032	-0.0007 mg/L	0.00032	48.25%
QC value within limits for Fe 234.349 Recovery = Not calculated						
Mg 279.077†	72.7	-0.0047 mg/L	0.00270	-0.0047 mg/L	0.00270	58.11%
QC value within limits for Mg 279.077 Recovery = Not calculated						
Mn 257.610†	296.1	-0.0023 mg/L	0.00005	-0.0023 mg/L	0.00005	2.18%
QC value within limits for Mn 257.610 Recovery = Not calculated						
Mo 202.031†	13.6	-0.0007 mg/L	0.00108	-0.0007 mg/L	0.00108	147.53%
QC value within limits for Mo 202.031 Recovery = Not calculated						
Na 330.237†	-162.1	0.4043 mg/L	0.03803	0.4043 mg/L	0.03803	9.41%
QC value within limits for Na 330.237 Recovery = Not calculated						
Ni 231.604†	0.1	-0.0024 mg/L	0.00026	-0.0024 mg/L	0.00026	10.83%
QC value within limits for Ni 231.604 Recovery = Not calculated						
Pb 220.353†	27.9	-0.0007 mg/L	0.00109	-0.0007 mg/L	0.00109	164.77%
QC value within limits for Pb 220.353 Recovery = Not calculated						
Sb 206.836†	-1.2	-0.0025 mg/L	0.00060	-0.0025 mg/L	0.00060	23.71%
QC value within limits for Sb 206.836 Recovery = Not calculated						
Se 196.026†	-0.6	-0.0012 mg/L	0.00298	-0.0012 mg/L	0.00298	257.01%
QC value within limits for Se 196.026 Recovery = Not calculated						
Sn 189.927†	-16.1	-0.0142 mg/L	0.00242	-0.0142 mg/L	0.00242	17.06%
QC value within limits for Sn 189.927 Recovery = Not calculated						
Ti 337.279†	208.2	-0.0002 mg/L	0.00003	-0.0002 mg/L	0.00003	10.50%
QC value within limits for Ti 337.279 Recovery = Not calculated						
Tl 190.801†	10.0	0.0353 mg/L	0.00231	0.0353 mg/L	0.00231	6.55%
QC value greater than the upper limit for Tl 190.801 Recovery = Not calculated						
V 292.402†	-79.1	-0.0011 mg/L	0.00004	-0.0011 mg/L	0.00004	3.28%
QC value within limits for V 292.402 Recovery = Not calculated						
Zn 213.857†	474.2	0.0033 mg/L	0.00020	0.0033 mg/L	0.00020	6.07%
QC value within limits for Zn 213.857 Recovery = Not calculated						
QC Failed. Continue with analysis.						

Sequence No.: 39
 Sample ID: 0607141-04
 Analyst:
 Initial Sample Wt:
 Dilution:

Autosampler Location: 29
 Date Collected: 7/13/2006 5:39:35 PM
 Data Type: Original
 Initial Sample Vol:
 Sample Prep Vol:

Replicate Data: 0607141-04

Repl#	Analyte	Net Intensity	Corrected Intensity	Calib. Conc. Units	Sample Conc. Units	Analysis Time
1	Y 360.073	2524929.1	2524929.1			17:41:23
1	Ag 328.068†	-1289.4	-732.7	-0.0022 mg/L	-0.0022 mg/L	17:41:28
1	Al 237.313†	572811.2	491079.2	58.23 mg/L	58.23 mg/L	17:41:23
1	As 188.979†	3.5	7.0	0.0299 mg/L	0.0299 mg/L	17:41:48
1	B 182.528†	-52.5	-8.7	-0.0086 mg/L	-0.0086 mg/L	17:41:48
1	Ba 233.527†	35840.0	30801.1	0.1726 mg/L	0.1726 mg/L	17:41:28
1	Be 313.107†	27181.0	20809.6	0.0042 mg/L	0.0042 mg/L	17:41:28
1	Ca 315.886†	1315623.5	1122200.8	8.223 mg/L	8.223 mg/L	17:41:23
1	Cd 228.802†	1061.8	226.2	-0.0021 mg/L	-0.0021 mg/L	17:41:48
1	Co 228.616†	5410.3	4884.8	0.0611 mg/L	0.0611 mg/L	17:41:48
1	Cr 267.716†	16656.2	12538.9	0.0981 mg/L	0.0981 mg/L	17:41:28
1	Cu 324.752†	61104.9	49873.6	0.2030 mg/L	0.2030 mg/L	17:41:28
1	Fe 238.204†	20520239.7	17589154.2	133.2 mg/L	133.2 mg/L	17:41:16
1	Fe 234.349†	6699665.1	5742173.6	149.2 mg/L	149.2 mg/L	17:41:16
1	Mg 279.077†	438362.2	376700.1	20.04 mg/L	20.04 mg/L	17:41:23
1	Mn 257.610†	2363977.0	2024984.1	2.142 mg/L	2.142 mg/L	17:41:23

ANALYSIS SEQUENCE

BPG0337

Instrument: ICP3

Calibration ID: UNASSIGNED

Lab Number	Analysis	Container	Order	Position	STD ID	ISTD ID	Client
0607134-09RE1	Pb: ppm Lead 6010	A	1				MACTEC Engineering & Consulting, In
0607164-24RE1	Ag: ppm Silver 6010	A	2				MACTEC Engineering & Consulting, In
0607164-24RE1	Pb: ppm Lead 6010	A	3				MACTEC Engineering & Consulting, In
0607164-10RE1	Ag: ppm Silver 6010	A	4				MACTEC Engineering & Consulting, In
0607164-10RE1	Pb: ppm Lead 6010	A	5				MACTEC Engineering & Consulting, In
0607134-09RE1	Ag: ppm Silver 6010	A	6				MACTEC Engineering & Consulting, In
BPG0337-CAL1	QC		7		6G13074		
BPG0337-CAL2	QC		8		6G15015		
BPG0337-CAL3	QC		9		6G15016		
BPG0337-CCB1	QC		10				
BPG0337-CCV1	QC		11		6G15016		
BPG0337-CAL4	QC		12		6G15017		
BPG0337-ICV1	QC		13		6G15016		
BPG0337-SCV1	QC		14		6G15020		
BPG0337-ICB1	QC		15				
BPG0337-CRL1	QC		16		6G15021		
BPG0337-CRL2	QC		17		6G15022		
BPG0337-CRL3	QC		18		6G15023		
BPG0337-IFA1	QC		19		6G05048		
BPG0337-IFB1	QC		20		6G05049		
BG61320-BLK2	QC		21				
BG61320-BS2	QC		22				
BG61320-BSD2	QC		23				
BPG0337-CCB2	QC		24				
BPG0337-CCV2	QC		25		6G15016		
BG61320-SRM2	QC		26				
BG61320-DUP3	QC		27				
BG61320-MS3	QC		28				
BG61320-PS2	QC		29				
0607134-01	Cu: ppm Copper 6010	A	30				MACTEC Engineering & Consulting, In
0607134-02	Cu: ppm Copper 6010	A	31				MACTEC Engineering & Consulting, In
0607134-04	Cu: ppm Copper 6010	A	32				MACTEC Engineering & Consulting, In
0607134-07	Cu: ppm Copper 6010	A	33				MACTEC Engineering & Consulting, In

Samples Loaded By

Date

Data Processed By

Date

ANALYSIS SEQUENCE

BPG0337

Instrument: ICP3

Calibration ID: UNASSIGNED

Lab Number	Analysis	Container	Order	Position	STD ID	ISTD ID	Client
0607134-08	Cu: ppm Copper 6010	A	34				MACTEC Engineering & Consulting, Inc
0607134-08RE1	Ag: ppm Silver 6010	A	35				MACTEC Engineering & Consulting, Inc
BPG0337-CCB3	QC		36				
BPG0337-CCV3	QC		37		6G15016		
0607134-09	Cu: ppm Copper 6010	A	38				MACTEC Engineering & Consulting, Inc
BPG0337-SRD1	QC		39				
BG61321-BLK4	QC		40				
BG61321-DUP3	QC		41				
BG61321-MS3	QC		42				
BG61321-PS2	QC		43				
0607164-04RE1	Ag: ppm Silver 6010	A	44				MACTEC Engineering & Consulting, Inc
0607164-04RE1	Pb: ppm Lead 6010	A	45				MACTEC Engineering & Consulting, Inc
0607164-05	Cu: ppm Copper 6010	A	46				MACTEC Engineering & Consulting, Inc
0607164-05RE1	Pb: ppm Lead 6010	A	47				MACTEC Engineering & Consulting, Inc
BPG0337-CCB4	QC		48				
BPG0337-CCV4	QC		49		6G15016		
0607164-06	Cu: ppm Copper 6010	A	50				MACTEC Engineering & Consulting, Inc
0607164-06RE1	Pb: ppm Lead 6010	A	51				MACTEC Engineering & Consulting, Inc
0607164-07	Cu: ppm Copper 6010	A	52				MACTEC Engineering & Consulting, Inc
0607164-08RE1	Cu: ppm Copper 6010	A	53				MACTEC Engineering & Consulting, Inc
0607164-08RE1	Pb: ppm Lead 6010	A	54				MACTEC Engineering & Consulting, Inc
0607164-09RE1	Cu: ppm Copper 6010	A	55				MACTEC Engineering & Consulting, Inc
0607164-09RE1	Pb: ppm Lead 6010	A	56				MACTEC Engineering & Consulting, Inc
0607164-10	Cu: ppm Copper 6010	A	57				MACTEC Engineering & Consulting, Inc
BPG0337-SRD2	QC		58				
BG61341-BLK2	QC		59				
BPG0337-CCB5	QC		60				
BPG0337-CCV5	QC		61		6G15016		
BG61341-BS2	QC		62				
BG61341-BSD2	QC		63				
BG61341-SRM2	QC		64				
BG61341-DUP4	QC		65				
BG61341-MS4	QC		66				

Samples Loaded By

Date

Data Processed By

Date

ANALYSIS SEQUENCE

BPG0337

Instrument: ICP3

Calibration ID: UNASSIGNED

Lab Number	Analysis	Container	Order	Position	STD ID	ISTD ID	Client
BG61341-PS4	QC		67				
0607164-11	Cu: ppm Copper 6010	A	68				MACTEC Engineering & Consulting, In
0607164-12	Cu: ppm Copper 6010	A	69				MACTEC Engineering & Consulting, In
0607164-13	Cu: ppm Copper 6010	A	70				MACTEC Engineering & Consulting, In
0607164-14	Cu: ppm Copper 6010	A	71				MACTEC Engineering & Consulting, In
BPG0337-CCB6	QC		72				
BPG0337-CCV6	QC		73		6G15016		
0607164-14RE1	Pb: ppm Lead 6010	A	74				MACTEC Engineering & Consulting, In
0607164-15	Cu: ppm Copper 6010	A	75				MACTEC Engineering & Consulting, In
0607164-21RE1	Cu: ppm Copper 6010	A	76				MACTEC Engineering & Consulting, In
0607164-21RE1	Pb: ppm Lead 6010	A	77				MACTEC Engineering & Consulting, In
0607164-22RE1	Cu: ppm Copper 6010	A	78				MACTEC Engineering & Consulting, In
0607164-23	Cu: ppm Copper 6010	A	79				MACTEC Engineering & Consulting, In
0607164-24	Cu: ppm Copper 6010	A	80				MACTEC Engineering & Consulting, In
BPG0337-SRD3	QC		81				
BPG0337-IFA2	QC		82		6G05048		
BPG0337-IFB2	QC		83		6G05049		
BPG0337-CCB7	QC		84				
BPG0337-CCV7	QC		85		6G15016		
0607173-05RE1	Ag: ppm Silver 6010	A	86				MACTEC Engineering & Consulting, In
0607173-07RE1	Ag: ppm Silver 6010	A	87				MACTEC Engineering & Consulting, In
0607173-07RE1	Pb: ppm Lead 6010	A	88				MACTEC Engineering & Consulting, In
0607173-09RE1	Ag: ppm Silver 6010	A	89				MACTEC Engineering & Consulting, In
0607173-09RE1	Cu: ppm Copper 6010	A	90				MACTEC Engineering & Consulting, In
0607173-12RE1	Cu: ppm Copper 6010	A	91				MACTEC Engineering & Consulting, In

Samples Loaded By

Date

Data Processed By

Date

Seq.	Loc.	Sample ID
1	1	Calib Blank 1
2	2	Calib Std 1
3	3	Calib Std 2
4	4	Calib Std 3
5	3	STD2
6	5	ICV
7	1	ICCB
8	6	CRI1
9	7	CRI2
10	8	CRI3
11	160	ICSA
12	159	ICSAB
13	3	CCV ✓
14	1	ICCB ✓
15	9	BG61321-blk1
16	10	BG61320-blk1
17	11	BG61320-bs1
18	12	BG61320-bsd1
19	13	BG61320-srm1
20	14	0607134-01
21	15	0607134-02
22	16	0607134-03 x5
23	17	0607134-04
24	18	0607134-05 x20
25	3	CCV ✓
26	1	ICCB ✓
27	19	0607134-06 x10
28	20	0607134-07
29	21	0607134-08
30	22	0607134-08 x5
31	23	0607134-09
32	24	BG61320-dup1
33	25	BG61320-ms1
34	26	BG61320-sd1 x5
35	27	BG61320-pds1
36	28	0607164-04
37	3	CCV ✓
38	1	ICCB ✓
39	29	0607164-04 x10
40	30	0607164-05
41	31	0607164-05 x10
42	32	0607164-06
43	33	0607164-06 x5
44	34	0607164-07
45	35	0607164-08 x5
46	36	0607164-09 x5
47	37	0607164-10
48	38	BG61321-dup2
49	3	CCV ✓
50	1	ICCB ✓
51	39	BG61321-ms2
52	40	BG61321-sd2 x5
53	41	BG61321-pds2
54	42	BG61341-blk1
55	43	BG61341-bs1
56	44	BG61341-bsd1

Ag: 0.005

As: 0.01

Re: 0.01

Cd: 0.005

Cr: 0.01

Cu: 0.01

Ni: 0.01

Pb: 0.02

Se: 0.02

Zn: 0.01

K: 0.5

Seq.	Loc.	Sample ID
57	45	BG61341-srm1
58	46	0607164-11
59	47	0607164-12
60	48	0607164-13
61	3	CCV ✓
62	1	ICCB ✓
63	49	0607164-14 x5
64	50	0607164-14
65	51	0607164-15
66	52	0607164-21 x5
67	53	0607164-22 x10
68	54	0607164-23
69	55	0607164-24
70	56	BG61341-dup2
71	57	BG61341-ms2 x5
72	58	BG61341-sd2 x5
73	3	CCV ✓
74	1	ICCB ✓
75	59	BG61341-pds2
76	60	BG61504-blk1
77	61	BG61504-bs1
78	62	BG61504-bsd1
79	63	0607147-01
80	64	0607157-07
81	65	0607162-07
82	66	0607163-01
83	67	0607163-02
84	68	0607163-03
85	3	CCV ✓
86	1	ICCB ✓
87	69	0607169-01
88	70	0607171-01
89	71	0607176-01
90	72	0607183-01
91	73	BG61504-dup1
92	74	BG61504-ms1
93	75	BG61504-sd1 x5
94	76	BG61504-psd1
95	77	0607177-01 5/50
96	78	0607177-01
97	3	CCV ✓
98	1	ICCB ✓
99	79	0607184-01
100	80	0607188-01
101	81	0607188-02
102	82	BG61504-dup2
103	83	BG61504-ms2
104	84	BG61504-sd2 x5
105	85	BG61504-pds2
106	86	BG61505-blk1
107	87	BG61505-bs1
108	88	BG61505-bsd1
109	3	CCV ✓
110	1	ICCB ✓
111	89	0607159-01tclp
112	90	0607162-01tclp

Seq.	Loc.	Sample ID
113	91	0607162-02tclp
114	92	0607162-03tclp
115	93	0607162-04tclp
116	94	0607162-05tclp
117	95	BG61505-dup1
118	96	BG61505-ms1
119	97	BG61505-sd1 x5
120	98	BG61505-pds1
121	3	CCV ✓
122	1	ICCB ✓
123	99	BG61506-blk1
124	100	BG61506-bs1
125	101	BG61506-bsd1
126	102	0607178-01splp
127	103	0607178-02splp
128	104	0607178-03splp
129	105	0607179-01splp
130	106	0607179-02splp
131	107	0607179-03splp
132	108	0607180-01splp
133	3	CCV ✓
134	1	ICCB ✓
135	109	0607180-02splp
136	110	0607180-03splp
137	111	0607180-04splp
138	112	BG61506-dup1
139	113	BG61506-ms1
140	114	BG61506-sd1 x5
141	115	BG61506-pds1
142	116	0607173-05 x5
143	117	0607173-07 x5
144	118	0607173-07
145	3	CCV ✓
146	1	ICCB ✓
147	119	0607173-08
148	120	0607173-09 x10
149	121	0607173-10
150	122	BG61408-dup1
151	123	BG61408-ms1
152	124	BG61408-sd1 x5
153	125	BG61408-pds1
154	126	0607173-11
155	127	0607173-12 x10
156	128	0607173-13
157	3	CCV ✓
158	1	ICCB ✓
159	129	0607173-14
160	130	0607173-15
161	131	0607173-16
162	132	0607173-17
163	133	0607173-18
164	134	BG61408-dup2
165	135	BG61408-ms2
166	136	BG61408-sd2 x5
167	137	BG61408-pds2
168	3	CCV

RR

Seq.	Loc.		Sample ID
169	1	QC	ICCB
170	160	QC	ICSA
171	159	QC	ICSAB
172	0	QC	wash

0.5	15.0	139510.0
1.0	15.0	152750.9
1.5	15.0	142709.3
2.0	15.0	135029.1
2.5	15.0	128761.3
3.0	15.0	108754.2
3.5	15.0	77358.2
4.0	15.0	56085.9
4.5	15.0	65070.7
5.0	15.0	67305.5
5.5	15.0	47774.4
6.0	15.0	29368.2
6.5	15.0	18343.5
7.0	15.0	11180.2

7/15/2006 4:53:18 PM aligned for analyte Mn 257.610
 X viewing position set to 1.0 mm having Peak intensity 152750.9 for Radial viewing

=====
 Analysis Begun

Start Time: 7/15/2006 5:06:22 PM Plasma On Time: 7/15/2006 2:28:01 PM
 Logged In Analyst: ICP3 Technique: ICP Continuous
 Spectrometer Model: Optima 4300 DV, S/N 077N1032302 Autosampler Model: AS-91

Sample Information File: C:\pe\Administrator\Sample Information\071506na.sif
 Batch ID:
 Results Data Set: 071506nad
 Results Library: Q:\Metals\Results\ICP3\Results\Results.mdb

=====
 Method Loaded

Method Name: Everything-DV Method Last Saved: 6/29/2006 10:24:35 AM
 IEC File: 122905.iec MSF File:
 Method Description: Everything

=====
 Sequence No.: 1 Autosampler Location: 1
 Sample ID: Calib Blank 1 Date Collected: 7/15/2006 5:06:23 PM
 Analyst: Data Type: Original
 Initial Sample Wt: Initial Sample Vol:
 Dilution: Sample Prep Vol:

=====
 Replicate Data: Calib Blank 1

Repl#	Analyte	Net Intensity	Corrected Intensity	Conc. Units	Calib.	Analysis Time
1	K 766.490†	515.2	513.3	[0.00] mg/L		17:07:57
1	Li 670.784†	60.5	60.3	[0.00] mg/L		17:07:57
1	Na 589.592	-1156.7	-1156.7	[0.00] mg/L		17:07:57
1	Y 371.029	3336644.0	3336644.0	1.00 mg/L		17:08:11
1	Ag 328.068†	-2476.3	-2467.0	[0.00] mg/L		17:08:16
1	Al 237.313†	-85.7	-85.3	[0.00] mg/L		17:08:36
1	As 188.979†	8.4	8.4	[0.00] mg/L		17:08:36
1	B 182.528†	-4.2	-4.1	[0.00] mg/L		17:08:36
1	Ba 233.527†	-139.3	-138.8	[0.00] mg/L		17:08:36
1	Be 313.107†	2409.4	2400.3	[0.00] mg/L		17:08:16
1	Ca 315.886†	238.2	237.3	[0.00] mg/L		17:08:16
1	Cd 228.802†	114.2	113.8	[0.00] mg/L		17:08:36
1	Co 228.616†	-171.8	-171.2	[0.00] mg/L		17:08:36
1	Cr 267.716†	878.0	874.7	[0.00] mg/L		17:08:16
1	Cu 324.752†	6659.7	6634.5	[0.00] mg/L		17:08:16
1	Fe 234.349†	977.3	973.6	[0.00] mg/L		17:08:36
1	Fe 238.204†	1041.8	1037.8	[0.00] mg/L		17:08:36
1	Mg 279.077†	458.6	456.8	[0.00] mg/L		17:08:16
1	Mn 257.610†	1676.0	1669.7	[0.00] mg/L		17:08:36
1	Mo 202.031†	38.5	38.4	[0.00] mg/L		17:08:36
1	Ni 231.604†	30.2	30.1	[0.00] mg/L		17:08:36
1	P 214.914†	81.2	80.9	[0.00] mg/L		17:08:36
1	Pb 220.353†	-149.3	-148.7	[0.00] mg/L		17:08:36
1	Sb 206.836†	6.1	6.1	[0.00] mg/L		17:08:36

1	Se 196.026†	-7.9	-7.8	[0.00]	mg/L	17:08:36
1	Sn 189.927†	86.0	85.7	[0.00]	mg/L	17:08:36
1	Sr 407.771†	6274.0	6250.3	[0.00]	mg/L	17:08:11
1	Ti 337.279†	-2073.6	-2065.8	[0.00]	mg/L	17:08:16
1	Tl 190.801†	0.7	0.7	[0.00]	mg/L	17:08:36
1	V 292.402†	-1561.4	-1555.5	[0.00]	mg/L	17:08:16
1	Zn 213.857†	623.1	620.8	[0.00]	mg/L	17:08:36
2	K 766.490†	487.3	489.2	[0.00]	mg/L	17:08:03
2	Li 670.784†	84.4	84.7	[0.00]	mg/L	17:08:03
2	Na 589.592	-1217.1	-1217.1	[0.00]	mg/L	17:08:03
2	Y 371.029	3311434.0	3311434.0	0.996	mg/L	17:08:42
2	Ag 328.068†	-2264.3	-2272.9	[0.00]	mg/L	17:08:47
2	Al 237.313†	-70.8	-71.1	[0.00]	mg/L	17:09:08
2	As 188.979†	2.8	2.8	[0.00]	mg/L	17:09:08
2	B 182.528†	-6.4	-6.4	[0.00]	mg/L	17:09:08
2	Ba 233.527†	-128.0	-128.5	[0.00]	mg/L	17:09:08
2	Be 313.107†	2493.7	2503.2	[0.00]	mg/L	17:08:47
2	Ca 315.886†	227.8	228.7	[0.00]	mg/L	17:08:47
2	Cd 228.802†	126.7	127.2	[0.00]	mg/L	17:09:08
2	Co 228.616†	-189.2	-190.0	[0.00]	mg/L	17:09:08
2	Cr 267.716†	875.5	878.9	[0.00]	mg/L	17:08:47
2	Cu 324.752†	6616.5	6641.7	[0.00]	mg/L	17:08:47
2	Fe 234.349†	997.8	1001.6	[0.00]	mg/L	17:09:08
2	Fe 238.204†	1057.1	1061.2	[0.00]	mg/L	17:09:08
2	Mg 279.077†	379.8	381.3	[0.00]	mg/L	17:08:47
2	Mn 257.610†	1632.5	1638.7	[0.00]	mg/L	17:09:08
2	Mo 202.031†	36.6	36.7	[0.00]	mg/L	17:09:08
2	Ni 231.604†	13.9	14.0	[0.00]	mg/L	17:09:08
2	P 214.914†	78.2	78.5	[0.00]	mg/L	17:09:08
2	Pb 220.353†	-154.5	-155.0	[0.00]	mg/L	17:09:08
2	Sb 206.836†	8.7	8.7	[0.00]	mg/L	17:09:08
2	Se 196.026†	-8.6	-8.7	[0.00]	mg/L	17:09:08
2	Sn 189.927†	79.9	80.2	[0.00]	mg/L	17:09:08
2	Sr 407.771†	6351.3	6375.4	[0.00]	mg/L	17:08:42
2	Ti 337.279†	-2144.3	-2152.5	[0.00]	mg/L	17:08:47
2	Tl 190.801†	-0.6	-0.6	[0.00]	mg/L	17:09:08
2	V 292.402†	-1524.8	-1530.7	[0.00]	mg/L	17:08:47
2	Zn 213.857†	639.5	642.0	[0.00]	mg/L	17:09:08

Mean Data: Calib Blank 1

Analyte	Mean Corrected			Calib	
	Intensity	Std.Dev.	RSD	Conc.	Units
Y 371.029	3324039.0	17826.19	0.54%	1.00	mg/L
Ag 328.068†	-2369.9	137.22	5.79%	[0.00]	mg/L
Al 237.313†	-78.2	10.08	12.89%	[0.00]	mg/L
As 188.979†	5.6	3.96	70.67%	[0.00]	mg/L
B 182.528†	-5.3	1.61	30.50%	[0.00]	mg/L
Ba 233.527†	-133.6	7.30	5.46%	[0.00]	mg/L
Be 313.107†	2451.8	72.77	2.97%	[0.00]	mg/L
Ca 315.886†	233.0	6.08	2.61%	[0.00]	mg/L
Cd 228.802†	120.5	9.50	7.89%	[0.00]	mg/L
Co 228.616†	-180.6	13.29	7.36%	[0.00]	mg/L
Cr 267.716†	876.8	2.98	0.34%	[0.00]	mg/L
Cu 324.752†	6638.1	5.10	0.08%	[0.00]	mg/L
Fe 234.349†	987.6	19.82	2.01%	[0.00]	mg/L
Fe 238.204†	1049.5	16.51	1.57%	[0.00]	mg/L
K 766.490†	501.2	17.02	3.40%	[0.00]	mg/L
Li 670.784†	72.5	17.27	23.83%	[0.00]	mg/L
Mg 279.077†	419.1	53.45	12.75%	[0.00]	mg/L
Mn 257.610†	1654.2	21.93	1.33%	[0.00]	mg/L
Mo 202.031†	37.5	1.16	3.10%	[0.00]	mg/L
Na 589.592	-1186.9	42.68	3.60%	[0.00]	mg/L
Ni 231.604†	22.0	11.38	51.66%	[0.00]	mg/L
P 214.914†	79.7	1.69	2.12%	[0.00]	mg/L
Pb 220.353†	-151.9	4.49	2.95%	[0.00]	mg/L
Sb 206.836†	7.4	1.85	25.09%	[0.00]	mg/L
Se 196.026†	-8.2	0.58	7.01%	[0.00]	mg/L
Sn 189.927†	82.9	3.86	4.65%	[0.00]	mg/L
Sr 407.771†	6312.9	88.47	1.40%	[0.00]	mg/L
Ti 337.279†	-2109.1	61.31	2.91%	[0.00]	mg/L
Tl 190.801†	0.1	0.93	>999.9%	[0.00]	mg/L

V 292.402†	-1543.1	17.58	1.14%	[0.00] mg/L
Zn 213.857†	631.4	14.99	2.37%	[0.00] mg/L

```

=====
Sequence No.: 2                               Autosampler Location: 2
Sample ID: Calib Std 1                       Date Collected: 7/15/2006 5:10:45 PM
Analyst:                                     Data Type: Original
Initial Sample Wt:                           Initial Sample Vol:
Dilution:                                    Sample Prep Vol:
=====

```

Replicate Data: Calib Std 1

Repl#	Analyte	Net Intensity	Corrected Intensity	Calib. Conc. Units	Analysis Time
1	K 766.490†	10694.2	10213.9	[5.0000] mg/L	17:12:22
1	Li 670.784†	3657.8	3592.5	[0.1] mg/L	17:12:22
1	Na 589.592	40677.9	41864.7	[5.0000] mg/L	17:12:22
1	Y 371.029	3317547.9	3317547.9	0.998 mg/L	17:12:36
1	Ag 328.068†	12101.8	14495.5	[0.05] mg/L	17:12:41
1	Al 237.313†	4115.6	4201.8	[0.5] mg/L	17:12:41
1	As 188.979†	77.5	72.1	[0.1000] mg/L	17:13:01
1	B 182.528†	33.7	39.1	[0.1000] mg/L	17:13:01
1	Ba 233.527†	10920.9	11075.9	[0.1000] mg/L	17:12:41
1	Be 313.107†	51402.5	49051.3	[0.0100] mg/L	17:12:41
1	Ca 315.886†	134730.0	134760.6	[1.0000] mg/L	17:12:36
1	Cd 228.802†	2050.5	1934.0	[0.0500] mg/L	17:13:01
1	Co 228.616†	3385.8	3572.9	[0.1000] mg/L	17:13:01
1	Cr 267.716†	16020.8	15175.4	[0.1000] mg/L	17:12:41
1	Cu 324.752†	35014.2	28444.6	[0.1000] mg/L	17:12:41
1	Fe 234.349†	24494.3	23554.6	[0.5] mg/L	17:12:41
1	Fe 238.204†	59490.4	58557.4	[0.5] mg/L	17:12:41
1	Mg 279.077†	26288.2	25920.6	[1.0000] mg/L	17:12:41
1	Mn 257.610†	84056.8	82567.1	[0.1000] mg/L	17:12:41
1	Mo 202.031†	1337.8	1302.9	[0.1000] mg/L	17:13:01
1	Ni 231.604†	3076.4	3060.4	[0.1000] mg/L	17:12:41
1	P 214.914†	1449.2	1372.3	[1] mg/L	17:13:01
1	Pb 220.353†	695.3	848.5	[0.1000] mg/L	17:13:01
1	Sb 206.836†	205.6	198.6	[0.1000] mg/L	17:13:01
1	Se 196.026†	147.6	156.1	[0.2000] mg/L	17:13:01
1	Sn 189.927†	430.9	348.8	[0.1000] mg/L	17:13:01
1	Sr 407.771†	241636.4	235796.3	[0.0100] mg/L	17:12:36
1	Ti 337.279†	71313.7	73562.3	[0.1000] mg/L	17:12:41
1	Tl 190.801†	130.0	130.1	[0.1000] mg/L	17:13:01
1	V 292.402†	23927.4	25517.3	[0.1000] mg/L	17:12:41
1	Zn 213.857†	7955.5	7339.7	[0.1000] mg/L	17:12:41
2	K 766.490†	10670.4	10227.6	[5.0000] mg/L	17:12:27
2	Li 670.784†	3664.1	3611.8	[0.1] mg/L	17:12:27
2	Na 589.592	40927.6	42114.5	[5.0000] mg/L	17:12:27
2	Y 371.029	3305923.1	3305923.1	0.995 mg/L	17:13:07
2	Ag 328.068†	12165.4	14602.0	[0.05] mg/L	17:13:13
2	Al 237.313†	4145.0	4245.9	[0.5] mg/L	17:13:13
2	As 188.979†	73.7	68.5	[0.1000] mg/L	17:13:33
2	B 182.528†	34.5	40.0	[0.1000] mg/L	17:13:33
2	Ba 233.527†	10963.5	11157.2	[0.1000] mg/L	17:13:13
2	Be 313.107†	51455.7	49285.9	[0.0100] mg/L	17:13:13
2	Ca 315.886†	134003.8	134505.1	[1.0000] mg/L	17:13:07
2	Cd 228.802†	2058.6	1949.4	[0.0500] mg/L	17:13:33
2	Co 228.616†	3395.9	3595.0	[0.1000] mg/L	17:13:33
2	Cr 267.716†	16178.3	15390.2	[0.1000] mg/L	17:13:13
2	Cu 324.752†	35165.0	28719.6	[0.1000] mg/L	17:13:13
2	Fe 234.349†	24589.3	23736.4	[0.5] mg/L	17:13:13
2	Fe 238.204†	59936.0	59215.0	[0.5] mg/L	17:13:13
2	Mg 279.077†	26446.7	26172.6	[1.0000] mg/L	17:13:13
2	Mn 257.610†	84537.8	83346.9	[0.1000] mg/L	17:13:13
2	Mo 202.031†	1342.8	1312.7	[0.1000] mg/L	17:13:33
2	Ni 231.604†	3072.4	3067.2	[0.1000] mg/L	17:13:13
2	P 214.914†	1465.4	1393.7	[1] mg/L	17:13:33
2	Pb 220.353†	709.0	864.7	[0.1000] mg/L	17:13:33
2	Sb 206.836†	202.0	195.7	[0.1000] mg/L	17:13:33
2	Se 196.026†	143.3	152.3	[0.2000] mg/L	17:13:33
2	Sn 189.927†	449.3	368.9	[0.1000] mg/L	17:13:33
2	Sr 407.771†	240691.0	235697.1	[0.0100] mg/L	17:13:07

2	Ti 337.279†	71565.9	74067.2	[0.1000] mg/L	17:13:13
2	Tl 190.801†	115.9	116.4	[0.1000] mg/L	17:13:33
2	V 292.402†	24101.4	25776.5	[0.1000] mg/L	17:13:13
2	Zn 213.857†	8013.7	7426.3	[0.1000] mg/L	17:13:13

Mean Data: Calib Std 1

Analyte	Mean Corrected Intensity	Std.Dev.	RSD	Conc. Units	Calib
Y 371.029	3311735.5	8219.99	0.25%	0.996 mg/L	
Ag 328.068†	14548.7	75.31	0.52%	[0.05] mg/L	
Al 237.313†	4223.9	31.14	0.74%	[0.5] mg/L	
As 188.979†	70.3	2.57	3.66%	[0.1000] mg/L	
B 182.528†	39.5	0.66	1.67%	[0.1000] mg/L	
Ba 233.527†	11116.5	57.48	0.52%	[0.1000] mg/L	
Be 313.107†	49168.6	165.85	0.34%	[0.0100] mg/L	
Ca 315.886†	134632.8	180.68	0.13%	[1.0000] mg/L	
Cd 228.802†	1941.7	10.88	0.56%	[0.0500] mg/L	
Co 228.616†	3584.0	15.62	0.44%	[0.1000] mg/L	
Cr 267.716†	15282.8	151.90	0.99%	[0.1000] mg/L	
Cu 324.752†	28582.1	194.47	0.68%	[0.1000] mg/L	
Fe 234.349†	23645.5	128.52	0.54%	[0.5] mg/L	
Fe 238.204†	58886.2	465.01	0.79%	[0.5] mg/L	
K 766.490†	10220.8	9.68	0.09%	[5.0000] mg/L	
Li 670.784†	3602.1	13.64	0.38%	[0.1] mg/L	
Mg 279.077†	26046.6	178.15	0.68%	[1.0000] mg/L	
Mn 257.610†	82957.0	551.40	0.66%	[0.1000] mg/L	
Mo 202.031†	1307.8	6.91	0.53%	[0.1000] mg/L	
Na 589.592	41989.6	176.60	0.42%	[5.0000] mg/L	
Ni 231.604†	3063.8	4.80	0.16%	[0.1000] mg/L	
P 214.914†	1383.0	15.13	1.09%	[1] mg/L	
Pb 220.353†	856.6	11.48	1.34%	[0.1000] mg/L	
Sb 206.836†	197.2	2.06	1.04%	[0.1000] mg/L	
Se 196.026†	154.2	2.67	1.73%	[0.2000] mg/L	
Sn 189.927†	358.8	14.20	3.96%	[0.1000] mg/L	
Sr 407.771†	235746.7	70.16	0.03%	[0.0100] mg/L	
Ti 337.279†	73814.8	357.02	0.48%	[0.1000] mg/L	
Tl 190.801†	123.3	9.69	7.86%	[0.1000] mg/L	
V 292.402†	25646.9	183.32	0.71%	[0.1000] mg/L	
Zn 213.857†	7383.0	61.21	0.83%	[0.1000] mg/L	

=====

Sequence No.: 3
 Sample ID: Calib Std 2
 Analyst:
 Initial Sample Wt:
 Dilution:

Autosampler Location: 3
 Date Collected: 7/15/2006 5:15:10 PM
 Data Type: Original
 Initial Sample Vol:
 Sample Prep Vol:

Replicate Data: Calib Std 2

Repl#	Analyte	Net Intensity	Corrected Intensity	Conc. Units	Calib.	Analysis Time
1	K 766.490†	51013.2	51222.7	[25.0000] mg/L		17:16:45
1	Li 670.784†	17845.9	18022.0	[0.5] mg/L		17:16:45
1	Na 589.592	198490.9	199677.8	[25.000] mg/L		17:16:45
1	Y 371.029	3278367.7	3278367.7	0.986 mg/L		17:16:59
1	Ag 328.068†	67432.4	70741.7	[0.25] mg/L		17:17:05
1	Al 237.313†	20236.3	20596.4	[2.5] mg/L		17:17:05
1	As 188.979†	345.4	344.6	[0.5000] mg/L		17:17:25
1	B 182.528†	190.1	198.0	[0.5000] mg/L		17:17:25
1	Ba 233.527†	53040.2	53912.8	[0.5000] mg/L		17:17:05
1	Be 313.107†	239551.6	240437.1	[0.0500] mg/L		17:16:59
1	Ca 315.886†	649387.0	658200.7	[5.0000] mg/L		17:16:59
1	Cd 228.802†	9495.3	9507.1	[0.2500] mg/L		17:17:25
1	Co 228.616†	16644.7	17057.1	[0.5000] mg/L		17:17:05
1	Cr 267.716†	73657.0	73806.4	[0.5000] mg/L		17:17:05
1	Cu 324.752†	144802.8	140181.9	[0.5000] mg/L		17:17:05
1	Fe 234.349†	114044.5	114645.7	[2.5] mg/L		17:17:05
1	Fe 238.204†	281132.5	283999.5	[2.5] mg/L		17:17:05
1	Mg 279.077†	124483.0	125798.1	[5.0000] mg/L		17:17:05
1	Mn 257.610†	396582.6	400453.2	[0.5000] mg/L		17:17:05
1	Mo 202.031†	6369.5	6420.7	[0.5000] mg/L		17:17:25

1	Ni 231.604†	14420.2	14599.1	[0.5000]	mg/L	17:17:05
1	P 214.914†	6870.9	6886.9	[5]	mg/L	17:17:25
1	Pb 220.353†	4020.7	4228.6	[0.5000]	mg/L	17:17:25
1	Sb 206.836†	942.8	948.6	[0.5000]	mg/L	17:17:25
1	Se 196.026†	733.4	751.9	[1.0000]	mg/L	17:17:25
1	Sn 189.927†	1787.0	1728.9	[0.5000]	mg/L	17:17:25
1	Sr 407.771†	1118003.8	1127265.9	[0.0500]	mg/L	17:16:59
1	Ti 337.279†	353818.0	360856.2	[0.5000]	mg/L	17:17:05
1	Tl 190.801†	616.6	625.1	[0.5000]	mg/L	17:17:25
1	V 292.402†	122019.3	125262.3	[0.5000]	mg/L	17:17:05
1	Zn 213.857†	36256.2	36129.9	[0.5000]	mg/L	17:17:05
2	K 766.490†	51446.5	51460.6	[25.0000]	mg/L	17:16:50
2	Li 670.784†	18093.2	18202.0	[0.5]	mg/L	17:16:50
2	Na 589.592	198031.8	199218.7	[25.000]	mg/L	17:16:50
2	Y 371.029	3291073.2	3291073.2	0.990	mg/L	17:17:31
2	Ag 328.068†	68243.9	71297.5	[0.25]	mg/L	17:17:37
2	Al 237.313†	20409.4	20692.0	[2.5]	mg/L	17:17:37
2	As 188.979†	347.4	345.3	[0.5000]	mg/L	17:17:57
2	B 182.528†	194.5	201.7	[0.5000]	mg/L	17:17:57
2	Ba 233.527†	53707.0	54378.5	[0.5000]	mg/L	17:17:37
2	Be 313.107†	240405.0	240361.3	[0.0500]	mg/L	17:17:31
2	Ca 315.886†	652877.0	659183.7	[5.0000]	mg/L	17:17:31
2	Cd 228.802†	9516.2	9491.0	[0.2500]	mg/L	17:17:57
2	Co 228.616†	16918.2	17268.2	[0.5000]	mg/L	17:17:37
2	Cr 267.716†	74520.9	74390.6	[0.5000]	mg/L	17:17:37
2	Cu 324.752†	146724.0	141555.6	[0.5000]	mg/L	17:17:37
2	Fe 234.349†	115046.8	115211.6	[2.5]	mg/L	17:17:37
2	Fe 238.204†	284234.2	286031.8	[2.5]	mg/L	17:17:37
2	Mg 279.077†	125842.4	126683.9	[5.0000]	mg/L	17:17:37
2	Mn 257.610†	400577.2	402935.4	[0.5000]	mg/L	17:17:37
2	Mo 202.031†	6400.2	6426.7	[0.5000]	mg/L	17:17:57
2	Ni 231.604†	14650.4	14775.1	[0.5000]	mg/L	17:17:37
2	P 214.914†	6898.9	6888.2	[5]	mg/L	17:17:57
2	Pb 220.353†	4027.2	4219.4	[0.5000]	mg/L	17:17:57
2	Sb 206.836†	943.7	945.7	[0.5000]	mg/L	17:17:57
2	Se 196.026†	753.0	768.8	[1.0000]	mg/L	17:17:57
2	Sn 189.927†	1793.1	1728.1	[0.5000]	mg/L	17:17:57
2	Sr 407.771†	1121889.1	1126813.9	[0.0500]	mg/L	17:17:31
2	Ti 337.279†	357282.0	362969.9	[0.5000]	mg/L	17:17:37
2	Tl 190.801†	616.1	622.2	[0.5000]	mg/L	17:17:57
2	V 292.402†	123139.5	125916.1	[0.5000]	mg/L	17:17:37
2	Zn 213.857†	36599.0	36334.2	[0.5000]	mg/L	17:17:37

Mean Data: Calib Std 2

Analyte	Mean Corrected Intensity	Std.Dev.	RSD	Calib Conc.	Units
Y 371.029	3284720.4	8984.14	0.27%	0.988	mg/L
Ag 328.068†	71019.6	392.96	0.55%	[0.25]	mg/L
Al 237.313†	20644.2	67.61	0.33%	[2.5]	mg/L
As 188.979†	345.0	0.46	0.13%	[0.5000]	mg/L
B 182.528†	199.9	2.62	1.31%	[0.5000]	mg/L
Ba 233.527†	54145.7	329.35	0.61%	[0.5000]	mg/L
Be 313.107†	240399.2	53.57	0.02%	[0.0500]	mg/L
Ca 315.886†	658692.2	695.10	0.11%	[5.0000]	mg/L
Cd 228.802†	9499.0	11.33	0.12%	[0.2500]	mg/L
Co 228.616†	17162.7	149.30	0.87%	[0.5000]	mg/L
Cr 267.716†	74098.5	413.13	0.56%	[0.5000]	mg/L
Cu 324.752†	140868.7	971.29	0.69%	[0.5000]	mg/L
Fe 234.349†	114928.6	400.15	0.35%	[2.5]	mg/L
Fe 238.204†	285015.6	1437.06	0.50%	[2.5]	mg/L
K 766.490†	51341.6	168.27	0.33%	[25.0000]	mg/L
Li 670.784†	18112.0	127.25	0.70%	[0.5]	mg/L
Mg 279.077†	126241.0	626.37	0.50%	[5.0000]	mg/L
Mn 257.610†	401694.3	1755.18	0.44%	[0.5000]	mg/L
Mo 202.031†	6423.7	4.25	0.07%	[0.5000]	mg/L
Na 589.592	199448.2	324.61	0.16%	[25.000]	mg/L
Ni 231.604†	14687.1	124.46	0.85%	[0.5000]	mg/L
P 214.914†	6887.6	0.95	0.01%	[5]	mg/L
Pb 220.353†	4224.0	6.50	0.15%	[0.5000]	mg/L
Sb 206.836†	947.1	2.00	0.21%	[0.5000]	mg/L
Se 196.026†	760.4	11.98	1.58%	[1.0000]	mg/L

Sn 189.927†	1728.5	0.60	0.03%	[0.5000]	mg/L
Sr 407.771†	1127039.9	319.62	0.03%	[0.0500]	mg/L
Ti 337.279†	361913.0	1494.61	0.41%	[0.5000]	mg/L
Tl 190.801†	623.7	2.05	0.33%	[0.5000]	mg/L
V 292.402†	125589.2	462.31	0.37%	[0.5000]	mg/L
Zn 213.857†	36232.1	144.46	0.40%	[0.5000]	mg/L

Sequence No.: 4

Autosampler Location: 4

Sample ID: Calib Std 3

Date Collected: 7/15/2006 5:19:36 PM

Analyst:

Data Type: Original

Initial Sample Wt:

Initial Sample Vol:

Dilution:

Sample Prep Vol:

Replicate Data: Calib Std 3

Repl#	Analyte	Net Intensity	Corrected Intensity	Conc.	Calib. Units	Analysis Time
1	K 766.490†	100079.4	101899.8	[50.0000]	mg/L	17:21:11
1	Li 670.784†	34490.4	35218.0	[1]	mg/L	17:21:11
1	Na 589.592	392122.7	393309.6	[50.000]	mg/L	17:21:11
1	Y 371.029	3248678.7	3248678.7	0.977	mg/L	17:21:27
1	Ag 328.068†	135409.6	140920.6	[0.5]	mg/L	17:21:33
1	Al 237.313†	40427.9	41443.9	[5]	mg/L	17:21:33
1	As 188.979†	680.0	690.2	[1.0000]	mg/L	17:21:54
1	B 182.528†	380.2	394.3	[1.0000]	mg/L	17:21:54
1	Ba 233.527†	105506.9	108087.9	[1.0000]	mg/L	17:21:33
1	Be 313.107†	478453.4	487100.4	[0.1000]	mg/L	17:21:33
1	Ca 315.886†	1292190.8	1321932.9	[10.0000]	mg/L	17:21:27
1	Cd 228.802†	18745.5	19059.9	[0.5000]	mg/L	17:21:54
1	Co 228.616†	33519.9	34478.0	[1.0000]	mg/L	17:21:54
1	Cr 267.716†	145054.4	147542.5	[1.0000]	mg/L	17:21:33
1	Cu 324.752†	280997.3	280877.5	[1.0000]	mg/L	17:21:33
1	Fe 234.349†	224388.3	228605.9	[5.0]	mg/L	17:21:33
1	Fe 238.204†	554744.8	566563.8	[5.0]	mg/L	17:21:33
1	Mg 279.077†	245456.6	250731.4	[10.0000]	mg/L	17:21:33
1	Mn 257.610†	782530.4	799028.7	[1.0000]	mg/L	17:21:33
1	Mo 202.031†	12670.2	12926.6	[1.0000]	mg/L	17:21:54
1	Ni 231.604†	28427.2	29064.6	[1.0000]	mg/L	17:21:33
1	P 214.914†	13709.8	13948.1	[10]	mg/L	17:21:54
1	Pb 220.353†	8148.5	8489.4	[1.0000]	mg/L	17:21:54
1	Sb 206.836†	1857.3	1893.0	[1.0000]	mg/L	17:21:54
1	Se 196.026†	1480.4	1523.0	[2.0000]	mg/L	17:21:54
1	Sn 189.927†	3439.6	3436.5	[1.0000]	mg/L	17:21:54
1	Sr 407.771†	2191799.7	2236330.4	[0.1000]	mg/L	17:21:27
1	Ti 337.279†	706557.2	725056.4	[1.0000]	mg/L	17:21:33
1	Tl 190.801†	1204.7	1232.6	[1.0000]	mg/L	17:21:54
1	V 292.402†	244238.1	251446.9	[1.0000]	mg/L	17:21:33
1	Zn 213.857†	71258.2	72279.8	[1.0000]	mg/L	17:21:33
2	K 766.490†	100984.3	102317.9	[50.0000]	mg/L	17:21:17
2	Li 670.784†	34754.9	35313.9	[1]	mg/L	17:21:17
2	Na 589.592	397090.7	398277.6	[50.000]	mg/L	17:21:17
2	Y 371.029	3264718.8	3264718.8	0.982	mg/L	17:22:00
2	Ag 328.068†	135010.5	139833.6	[0.5]	mg/L	17:22:06
2	Al 237.313†	40730.3	41548.6	[5]	mg/L	17:22:06
2	As 188.979†	679.2	685.9	[1.0000]	mg/L	17:22:27
2	B 182.528†	388.1	400.4	[1.0000]	mg/L	17:22:27
2	Ba 233.527†	106317.3	108382.7	[1.0000]	mg/L	17:22:06
2	Be 313.107†	479473.7	485734.0	[0.1000]	mg/L	17:22:06
2	Ca 315.886†	1299148.0	1322520.6	[10.0000]	mg/L	17:22:00
2	Cd 228.802†	18733.8	18953.7	[0.5000]	mg/L	17:22:27
2	Co 228.616†	33505.8	34295.1	[1.0000]	mg/L	17:22:27
2	Cr 267.716†	145852.2	147625.6	[1.0000]	mg/L	17:22:06
2	Cu 324.752†	281445.2	279921.0	[1.0000]	mg/L	17:22:06
2	Fe 234.349†	225132.9	228236.0	[5.0]	mg/L	17:22:06
2	Fe 238.204†	557983.4	567072.5	[5.0]	mg/L	17:22:06
2	Mg 279.077†	246762.8	250827.4	[10.0000]	mg/L	17:22:06
2	Mn 257.610†	785766.9	798390.1	[1.0000]	mg/L	17:22:06
2	Mo 202.031†	12639.9	12832.0	[1.0000]	mg/L	17:22:27
2	Ni 231.604†	28865.8	29368.2	[1.0000]	mg/L	17:22:06
2	P 214.914†	13718.3	13887.8	[10]	mg/L	17:22:27
2	Pb 220.353†	8104.4	8403.5	[1.0000]	mg/L	17:22:27

2	Sb 206.836†	1867.6	1894.2	[1.0000]	mg/L	17:22:27
2	Se 196.026†	1495.5	1531.0	[2.0000]	mg/L	17:22:27
2	Sn 189.927†	3448.5	3428.2	[1.0000]	mg/L	17:22:27
2	Sr 407.771†	2200402.2	2234070.8	[0.1000]	mg/L	17:22:00
2	Ti 337.279†	708923.8	723914.1	[1.0000]	mg/L	17:22:06
2	Tl 190.801†	1202.1	1223.9	[1.0000]	mg/L	17:22:27
2	V 292.402†	246177.0	252193.2	[1.0000]	mg/L	17:22:06
2	Zn 213.857†	71786.0	72459.0	[1.0000]	mg/L	17:22:06

Mean Data: Calib Std 3

Analyte	Mean Corrected			Calib	
	Intensity	Std.Dev.	RSD	Conc.	Units
Y 371.029	3256698.8	11342.06	0.35%	0.980	mg/L
Ag 328.068†	140377.1	768.66	0.55%	[0.5]	mg/L
Al 237.313†	41496.2	74.04	0.18%	[5]	mg/L
As 188.979†	688.1	3.04	0.44%	[1.0000]	mg/L
B 182.528†	397.4	4.30	1.08%	[1.0000]	mg/L
Ba 233.527†	108235.3	208.47	0.19%	[1.0000]	mg/L
Be 313.107†	486417.2	966.23	0.20%	[0.1000]	mg/L
Ca 315.886†	1322226.8	415.50	0.03%	[10.0000]	mg/L
Cd 228.802†	19006.8	75.06	0.39%	[0.5000]	mg/L
Co 228.616†	34386.6	129.29	0.38%	[1.0000]	mg/L
Cr 267.716†	147584.1	58.73	0.04%	[1.0000]	mg/L
Cu 324.752†	280399.2	676.37	0.24%	[1.0000]	mg/L
Fe 234.349†	228420.9	261.55	0.11%	[5.0]	mg/L
Fe 238.204†	566818.2	359.67	0.06%	[5.0]	mg/L
K 766.490†	102108.9	295.68	0.29%	[50.0000]	mg/L
Li 670.784†	35266.0	67.85	0.19%	[1]	mg/L
Mg 279.077†	250779.4	67.86	0.03%	[10.0000]	mg/L
Mn 257.610†	798709.4	451.59	0.06%	[1.0000]	mg/L
Mo 202.031†	12879.3	66.87	0.52%	[1.0000]	mg/L
Na 589.592	395793.6	3512.91	0.89%	[50.000]	mg/L
Ni 231.604†	29216.4	214.72	0.73%	[1.0000]	mg/L
P 214.914†	13918.0	42.62	0.31%	[10]	mg/L
Pb 220.353†	8446.4	60.73	0.72%	[1.0000]	mg/L
Sb 206.836†	1893.6	0.84	0.04%	[1.0000]	mg/L
Se 196.026†	1527.0	5.61	0.37%	[2.0000]	mg/L
Sn 189.927†	3432.4	5.82	0.17%	[1.0000]	mg/L
Sr 407.771†	2235200.6	1597.79	0.07%	[0.1000]	mg/L
Ti 337.279†	724485.3	807.74	0.11%	[1.0000]	mg/L
Tl 190.801†	1228.3	6.14	0.50%	[1.0000]	mg/L
V 292.402†	251820.0	527.70	0.21%	[1.0000]	mg/L
Zn 213.857†	72369.4	126.69	0.18%	[1.0000]	mg/L

Calibration Summary

Analyte	Stds.	Equation	Intercept	Slope	Curvature	Corr. Coef.	Reslope
Ag 328.068	3	Lin, Calc Int	380.8	280500	0.00000	0.999980	
Al 237.313	3	Lin, Calc Int	13.6	8289	0.00000	0.999993	
As 188.979	3	Lin, Calc Int	0.8	687.5	0.00000	0.999998	
B 182.528	3	Lin, Calc Int	0.1	397.6	0.00000	0.999994	
Ba 233.527	3	Lin, Calc Int	135.2	108100	0.00000	0.999997	
Be 313.107	3	Lin, Calc Int	-287.4	4857000	0.00000	0.999978	
Ca 315.886	3	Lin, Calc Int	619.9	132100	0.00000	0.999995	
Cd 228.802	3	Lin, Calc Int	17.4	37970	0.00000	0.999998	
Co 228.616	3	Lin, Calc Int	58.8	34310	0.00000	0.999990	
Cr 267.716	3	Lin, Calc Int	289.4	147400	0.00000	0.999994	
Cu 324.752	3	Lin, Calc Int	364.6	280200	0.00000	0.999996	
Fe 234.349	3	Lin, Calc Int	489.6	45630	0.00000	0.999992	
Fe 238.204	3	Lin, Calc Int	1275.7	113200	0.00000	0.999991	
K 766.490	3	Lin, Calc Int	57.7	2043	0.00000	0.999995	
Li 670.784	3	Lin, Calc Int	122.3	35310	0.00000	0.999898	
Mg 279.077	3	Lin, Calc Int	587.5	25040	0.00000	0.999990	
Mn 257.610	3	Lin, Calc Int	1802.8	797600	0.00000	0.999991	
Mo 202.031	3	Lin, Calc Int	5.8	12870	0.00000	0.999997	
Na 589.592	3	Lin, Calc Int	1356.8	7898	0.00000	0.999980	
Ni 231.604	3	Lin, Calc Int	77.7	29160	0.00000	0.999988	
P 214.914	3	Lin, Calc Int	-17.1	1391	0.00000	0.999985	
Pb 220.353	3	Lin, Calc Int	5.5	8441	0.00000	0.999999	
Sb 206.836	3	Lin, Calc Int	3.5	1890	0.00000	0.999992	

Se 196.026	3	Lin, Calc Int	0.1	762.9	0.00000	0.999996
Sn 189.927	3	Lin, Calc Int	9.2	3427	0.00000	0.999988
Sr 407.771	3	Lin, Calc Int	7174.0	22310000	0.00000	0.999982
Ti 337.279	3	Lin, Calc Int	544.9	723800	0.00000	0.999998
Tl 190.801	3	Lin, Calc Int	2.0	1230	0.00000	0.999965
V 292.402	3	Lin, Calc Int	146.7	251500	0.00000	0.999997
Zn 213.857	3	Lin, Calc Int	73.6	72310	0.00000	0.999998

Sequence No.: 5

Autosampler Location: 3

Sample ID: STD2

Date Collected: 7/15/2006 5:24:05 PM

Analyst:

Data Type: Original

Initial Sample Wt:

Initial Sample Vol:

Dilution:

Sample Prep Vol:

Replicate Data: STD2

Repl#	Analyte	Net Intensity	Corrected Intensity	Conc. Units	Calib.	Sample Conc. Units	Analysis Time
1	K 766.490†	50555.6	51081.2	24.97	mg/L	24.97 mg/L	17:25:42
1	Li 670.784†	17873.9	18164.4	0.5110	mg/L	0.5110 mg/L	17:25:42
1	Na 589.592	197817.9	199004.8	25.03	mg/L	25.03 mg/L	17:25:42
1	Y 371.029	3257873.1	3257873.1	0.980	mg/L		17:25:56
1	Ag 328.068†	67215.4	70950.4	0.2520	mg/L	0.2520 mg/L	17:26:02
1	Al 237.313†	20107.6	20594.2	2.474	mg/L	2.474 mg/L	17:26:02
1	As 188.979†	335.6	336.8	0.4876	mg/L	0.4876 mg/L	17:26:22
1	B 182.528†	193.4	202.7	0.5093	mg/L	0.5093 mg/L	17:26:22
1	Ba 233.527†	52928.4	54137.0	0.4995	mg/L	0.4995 mg/L	17:26:02
1	Be 313.107†	239452.7	241864.1	0.0495	mg/L	0.0495 mg/L	17:25:56
1	Ca 315.886†	650907.3	663893.9	5.025	mg/L	5.025 mg/L	17:25:56
1	Cd 228.802†	9430.5	9501.6	0.2496	mg/L	0.2496 mg/L	17:26:22
1	Co 228.616†	16661.0	17179.9	0.4978	mg/L	0.4978 mg/L	17:26:02
1	Cr 267.716†	73347.2	73960.1	0.4995	mg/L	0.4995 mg/L	17:26:02
1	Cu 324.752†	145158.3	141468.3	0.5042	mg/L	0.5042 mg/L	17:26:02
1	Fe 234.349†	113636.9	114957.2	2.503	mg/L	2.503 mg/L	17:26:02
1	Fe 238.204†	280290.5	284933.6	2.506	mg/L	2.506 mg/L	17:26:02
1	Mg 279.077†	124143.0	126245.2	5.021	mg/L	5.021 mg/L	17:26:02
1	Mn 257.610†	395548.8	401928.0	0.5018	mg/L	0.5018 mg/L	17:26:02
1	Mo 202.031†	6382.4	6474.5	0.5027	mg/L	0.5027 mg/L	17:26:22
1	Ni 231.604†	14497.3	14769.7	0.5044	mg/L	0.5044 mg/L	17:26:02
1	P 214.914†	6847.8	6907.2	4.978	mg/L	4.978 mg/L	17:26:22
1	Pb 220.353†	3998.7	4231.7	0.5019	mg/L	0.5019 mg/L	17:26:22
1	Sb 206.836†	943.7	955.4	0.4931	mg/L	0.4931 mg/L	17:26:22
1	Se 196.026†	738.1	761.3	0.9979	mg/L	0.9979 mg/L	17:26:22
1	Sn 189.927†	1786.7	1740.0	0.5057	mg/L	0.5057 mg/L	17:26:22
1	Sr 407.771†	1118484.9	1134887.9	0.0506	mg/L	0.0506 mg/L	17:25:56
1	Ti 337.279†	352583.4	361853.3	0.4992	mg/L	0.4992 mg/L	17:26:02
1	Tl 190.801†	603.8	616.0	0.5020	mg/L	0.5020 mg/L	17:26:22
1	V 292.402†	121653.0	125666.8	0.5061	mg/L	0.5061 mg/L	17:26:02
1	Zn 213.857†	36257.4	36362.4	0.4994	mg/L	0.4994 mg/L	17:26:02
2	K 766.490†	50857.1	51519.9	25.19	mg/L	25.19 mg/L	17:25:47
2	Li 670.784†	17724.3	18057.5	0.5080	mg/L	0.5080 mg/L	17:25:47
2	Na 589.592	197016.7	198203.6	24.93	mg/L	24.93 mg/L	17:25:47
2	Y 371.029	3249659.2	3249659.2	0.978	mg/L		17:26:28
2	Ag 328.068†	67242.3	71151.4	0.2527	mg/L	0.2527 mg/L	17:26:34
2	Al 237.313†	20121.0	20659.8	2.482	mg/L	2.482 mg/L	17:26:34
2	As 188.979†	347.0	349.3	0.5058	mg/L	0.5058 mg/L	17:26:54
2	B 182.528†	195.5	205.2	0.5158	mg/L	0.5158 mg/L	17:26:54
2	Ba 233.527†	53073.8	54422.2	0.5021	mg/L	0.5021 mg/L	17:26:34
2	Be 313.107†	239033.0	242052.4	0.0496	mg/L	0.0496 mg/L	17:26:28
2	Ca 315.886†	646971.6	661546.8	5.007	mg/L	5.007 mg/L	17:26:28
2	Cd 228.802†	9521.5	9618.9	0.2526	mg/L	0.2526 mg/L	17:26:54
2	Co 228.616†	16652.4	17214.1	0.4988	mg/L	0.4988 mg/L	17:26:34
2	Cr 267.716†	73561.2	74368.1	0.5022	mg/L	0.5022 mg/L	17:26:34
2	Cu 324.752†	144979.4	141659.7	0.5049	mg/L	0.5049 mg/L	17:26:34
2	Fe 234.349†	113712.3	115327.4	2.511	mg/L	2.511 mg/L	17:26:34
2	Fe 238.204†	281100.9	286485.4	2.520	mg/L	2.520 mg/L	17:26:34
2	Mg 279.077†	124024.9	126444.6	5.029	mg/L	5.029 mg/L	17:26:34
2	Mn 257.610†	396299.7	403716.2	0.5040	mg/L	0.5040 mg/L	17:26:34
2	Mo 202.031†	6419.3	6528.7	0.5069	mg/L	0.5069 mg/L	17:26:54
2	Ni 231.604†	14389.6	14696.9	0.5020	mg/L	0.5020 mg/L	17:26:34
2	P 214.914†	6898.9	6977.0	5.028	mg/L	5.028 mg/L	17:26:54

2	Pb 220.353†	4037.8	4282.1	0.5078 mg/L	0.5078 mg/L	17:26:54
2	Sb 206.836†	950.7	965.0	0.4981 mg/L	0.4981 mg/L	17:26:54
2	Se 196.026†	746.8	772.2	1.012 mg/L	1.012 mg/L	17:26:54
2	Sn 189.927†	1803.7	1762.1	0.5121 mg/L	0.5121 mg/L	17:26:54
2	Sr 407.771†	1113580.5	1132755.8	0.0505 mg/L	0.0505 mg/L	17:26:28
2	Ti 337.279†	353424.7	363623.2	0.5016 mg/L	0.5016 mg/L	17:26:34
2	Tl 190.801†	611.2	625.1	0.5094 mg/L	0.5094 mg/L	17:26:54
2	V 292.402†	121832.1	126163.8	0.5082 mg/L	0.5082 mg/L	17:26:34
2	Zn 213.857†	36250.5	36448.9	0.5006 mg/L	0.5006 mg/L	17:26:34

Mean Data: STD2

Analyte	Mean Corrected Intensity	Conc. Units	Calib	Std.Dev.	Sample Conc. Units	Std.Dev.	RSD
Y 371.029	3253766.2	0.979 mg/L		0.0017			
Ag 328.068†	71050.9	0.2524 mg/L		0.00051	0.2524 mg/L	0.00051	0.18%
QC value within limits for Ag 328.068		Recovery = 100.95%					0.20%
Al 237.313†	20627.0	2.478 mg/L		0.0056	2.478 mg/L	0.0056	0.22%
QC value within limits for Al 237.313		Recovery = 99.12%					
As 188.979†	343.0	0.4967 mg/L		0.01286	0.4967 mg/L	0.01286	2.59%
QC value within limits for As 188.979		Recovery = 99.33%					
B 182.528†	203.9	0.5125 mg/L		0.00459	0.5125 mg/L	0.00459	0.90%
QC value within limits for B 182.528		Recovery = 102.51%					
Ba 233.527†	54279.6	0.5008 mg/L		0.00187	0.5008 mg/L	0.00187	0.37%
QC value within limits for Ba 233.527		Recovery = 100.16%					
Be 313.107†	241958.2	0.0496 mg/L		0.00003	0.0496 mg/L	0.00003	0.05%
QC value within limits for Be 313.107		Recovery = 99.11%					
Ca 315.886†	662720.4	5.016 mg/L		0.0126	5.016 mg/L	0.0126	0.25%
QC value within limits for Ca 315.886		Recovery = 100.32%					
Cd 228.802†	9560.2	0.2511 mg/L		0.00212	0.2511 mg/L	0.00212	0.84%
QC value within limits for Cd 228.802		Recovery = 100.44%					
Co 228.616†	17197.0	0.4983 mg/L		0.00070	0.4983 mg/L	0.00070	0.14%
QC value within limits for Co 228.616		Recovery = 99.66%					
Cr 267.716†	74164.1	0.5008 mg/L		0.00196	0.5008 mg/L	0.00196	0.39%
QC value within limits for Cr 267.716		Recovery = 100.17%					
Cu 324.752†	141564.0	0.5046 mg/L		0.00048	0.5046 mg/L	0.00048	0.10%
QC value within limits for Cu 324.752		Recovery = 100.92%					
Fe 234.349†	115142.3	2.507 mg/L		0.0058	2.507 mg/L	0.0058	0.23%
QC value within limits for Fe 234.349		Recovery = 100.29%					
Fe 238.204†	285709.5	2.513 mg/L		0.0097	2.513 mg/L	0.0097	0.39%
QC value within limits for Fe 238.204		Recovery = 100.53%					
K 766.490†	51300.5	25.08 mg/L		0.152	25.08 mg/L	0.152	0.61%
QC value within limits for K 766.490		Recovery = 100.33%					
Li 670.784†	18111.0	0.5095 mg/L		0.00214	0.5095 mg/L	0.00214	0.42%
QC value within limits for Li 670.784		Recovery = 101.90%					
Mg 279.077†	126344.9	5.025 mg/L		0.0056	5.025 mg/L	0.0056	0.11%
QC value within limits for Mg 279.077		Recovery = 100.51%					
Mn 257.610†	402822.1	0.5029 mg/L		0.00159	0.5029 mg/L	0.00159	0.32%
QC value within limits for Mn 257.610		Recovery = 100.58%					
Mo 202.031†	6501.6	0.5048 mg/L		0.00298	0.5048 mg/L	0.00298	0.59%
QC value within limits for Mo 202.031		Recovery = 100.97%					
Na 589.592	198604.2	24.98 mg/L		0.072	24.98 mg/L	0.072	0.29%
QC value within limits for Na 589.592		Recovery = 99.90%					
Ni 231.604†	14733.3	0.5032 mg/L		0.00176	0.5032 mg/L	0.00176	0.35%
QC value within limits for Ni 231.604		Recovery = 100.64%					
P 214.914†	6942.1	5.003 mg/L		0.0355	5.003 mg/L	0.0355	0.71%
QC value within limits for P 214.914		Recovery = 100.06%					
Pb 220.353†	4256.9	0.5049 mg/L		0.00423	0.5049 mg/L	0.00423	0.84%
QC value within limits for Pb 220.353		Recovery = 100.97%					
Sb 206.836†	960.2	0.4956 mg/L		0.00354	0.4956 mg/L	0.00354	0.71%
QC value within limits for Sb 206.836		Recovery = 99.11%					
Se 196.026†	766.8	1.005 mg/L		0.0100	1.005 mg/L	0.0100	1.00%
QC value within limits for Se 196.026		Recovery = 100.50%					
Sn 189.927†	1751.1	0.5089 mg/L		0.00455	0.5089 mg/L	0.00455	0.89%
QC value within limits for Sn 189.927		Recovery = 101.78%					
Sr 407.771†	1133821.9	0.0505 mg/L		0.00007	0.0505 mg/L	0.00007	0.13%
QC value within limits for Sr 407.771		Recovery = 101.01%					
Ti 337.279†	362738.3	0.5004 mg/L		0.00173	0.5004 mg/L	0.00173	0.35%
QC value within limits for Ti 337.279		Recovery = 100.09%					
Tl 190.801†	620.6	0.5057 mg/L		0.00524	0.5057 mg/L	0.00524	1.04%
QC value within limits for Tl 190.801		Recovery = 101.15%					
V 292.402†	125915.3	0.5072 mg/L		0.00144	0.5072 mg/L	0.00144	0.28%

QC value within limits for V 292.402 Recovery = 101.43%
 Zn 213.857† 36405.6 0.5000 mg/L 0.00086 0.5000 mg/L 0.00086 0.17%
 QC value within limits for Zn 213.857 Recovery = 100.00%
 All analyte(s) passed QC.

Sequence No.: 6

Autosampler Location: 5

Sample ID: ICV

Date Collected: 7/15/2006 5:28:33 PM

Analyst:

Data Type: Original

Initial Sample Wt:

Initial Sample Vol:

Dilution:

Sample Prep Vol:

 Replicate Data: ICV

Repl#	Analyte	Net Intensity	Corrected Intensity	Calib. Conc. Units	Sample Conc. Units	Analysis Time
1	K 766.490†	50539.1	51040.0	24.95 mg/L	24.95 mg/L	17:30:09
1	Li 670.784†	17594.7	17871.1	0.5027 mg/L	0.5027 mg/L	17:30:09
1	Na 589.592	197351.7	198538.6	24.97 mg/L	24.97 mg/L	17:30:09
1	Y 371.029	3259415.6	3259415.6	0.981 mg/L		17:30:24
1	Ag 328.068†	68520.9	72249.4	0.2567 mg/L	0.2567 mg/L	17:30:29
1	Al 237.313†	20172.6	20650.8	2.481 mg/L	2.481 mg/L	17:30:29
1	As 188.979†	332.8	333.8	0.4833 mg/L	0.4833 mg/L	17:30:49
1	B 182.528†	189.9	198.9	0.4999 mg/L	0.4999 mg/L	17:30:49
1	Ba 233.527†	52848.9	54030.3	0.4985 mg/L	0.4985 mg/L	17:30:29
1	Be 313.107†	243999.6	246385.5	0.0505 mg/L	0.0505 mg/L	17:30:24
1	Ca 315.886†	656775.4	669564.1	5.068 mg/L	5.068 mg/L	17:30:24
1	Cd 228.802†	9535.1	9603.7	0.2523 mg/L	0.2523 mg/L	17:30:49
1	Co 228.616†	16661.6	17172.5	0.4977 mg/L	0.4977 mg/L	17:30:29
1	Cr 267.716†	74675.1	75278.9	0.5084 mg/L	0.5084 mg/L	17:30:29
1	Cu 324.752†	146331.2	142594.4	0.5082 mg/L	0.5082 mg/L	17:30:29
1	Fe 234.349†	116033.1	117346.0	2.555 mg/L	2.555 mg/L	17:30:29
1	Fe 238.204†	286676.0	291310.4	2.563 mg/L	2.563 mg/L	17:30:29
1	Mg 279.077†	123823.4	125859.3	5.006 mg/L	5.006 mg/L	17:30:29
1	Mn 257.610†	393779.2	399932.3	0.4993 mg/L	0.4993 mg/L	17:30:24
1	Mo 202.031†	6338.5	6426.6	0.4990 mg/L	0.4990 mg/L	17:30:49
1	Ni 231.604†	14632.7	14900.8	0.5089 mg/L	0.5089 mg/L	17:30:29
1	P 214.914†	6753.4	6807.5	4.906 mg/L	4.906 mg/L	17:30:49
1	Pb 220.353†	3983.4	4214.3	0.4998 mg/L	0.4998 mg/L	17:30:49
1	Sb 206.836†	933.1	944.3	0.4870 mg/L	0.4870 mg/L	17:30:49
1	Se 196.026†	743.8	766.8	1.005 mg/L	1.005 mg/L	17:30:49
1	Sn 189.927†	1800.8	1753.5	0.5096 mg/L	0.5096 mg/L	17:30:49
1	Sr 407.771†	1120739.2	1136646.9	0.0506 mg/L	0.0506 mg/L	17:30:24
1	Ti 337.279†	333418.1	342137.8	0.4720 mg/L	0.4720 mg/L	17:30:29
1	Tl 190.801†	601.8	613.7	0.5001 mg/L	0.5001 mg/L	17:30:49
1	V 292.402†	122617.3	126591.5	0.5098 mg/L	0.5098 mg/L	17:30:29
1	Zn 213.857†	36668.1	36763.8	0.5049 mg/L	0.5049 mg/L	17:30:29
2	K 766.490†	50842.8	51244.1	25.05 mg/L	25.05 mg/L	17:30:14
2	Li 670.784†	17728.7	17971.0	0.5055 mg/L	0.5055 mg/L	17:30:14
2	Na 589.592	198804.7	199991.5	25.15 mg/L	25.15 mg/L	17:30:14
2	Y 371.029	3266057.5	3266057.5	0.983 mg/L		17:30:56
2	Ag 328.068†	68432.8	72017.6	0.2558 mg/L	0.2558 mg/L	17:31:02
2	Al 237.313†	20242.9	20680.5	2.484 mg/L	2.484 mg/L	17:31:02
2	As 188.979†	334.9	335.2	0.4853 mg/L	0.4853 mg/L	17:31:22
2	B 182.528†	187.6	196.2	0.4930 mg/L	0.4930 mg/L	17:31:22
2	Ba 233.527†	52888.4	53960.9	0.4979 mg/L	0.4979 mg/L	17:31:02
2	Be 313.107†	244334.0	246219.8	0.0505 mg/L	0.0505 mg/L	17:30:56
2	Ca 315.886†	659421.3	670894.8	5.078 mg/L	5.078 mg/L	17:30:56
2	Cd 228.802†	9591.6	9641.4	0.2533 mg/L	0.2533 mg/L	17:31:22
2	Co 228.616†	16723.0	17200.4	0.4985 mg/L	0.4985 mg/L	17:31:02
2	Cr 267.716†	74563.4	75010.3	0.5066 mg/L	0.5066 mg/L	17:31:02
2	Cu 324.752†	146973.4	142944.5	0.5095 mg/L	0.5095 mg/L	17:31:02
2	Fe 234.349†	115979.5	117050.8	2.549 mg/L	2.549 mg/L	17:31:02
2	Fe 238.204†	287011.4	291057.1	2.560 mg/L	2.560 mg/L	17:31:02
2	Mg 279.077†	123754.9	125532.8	4.993 mg/L	4.993 mg/L	17:31:02
2	Mn 257.610†	394987.8	400345.7	0.4998 mg/L	0.4998 mg/L	17:30:56
2	Mo 202.031†	6433.8	6510.5	0.5055 mg/L	0.5055 mg/L	17:31:22
2	Ni 231.604†	14674.0	14912.5	0.5093 mg/L	0.5093 mg/L	17:31:02
2	P 214.914†	6802.5	6843.5	4.932 mg/L	4.932 mg/L	17:31:22
2	Pb 220.353†	4041.4	4265.0	0.5058 mg/L	0.5058 mg/L	17:31:22
2	Sb 206.836†	931.5	940.7	0.4851 mg/L	0.4851 mg/L	17:31:22
2	Se 196.026†	751.3	772.9	1.013 mg/L	1.013 mg/L	17:31:22

2	Sn 189.927†	1834.5	1784.2	0.5186 mg/L	0.5186 mg/L	17:31:22
2	Sr 407.771†	1123306.2	1136935.1	0.0506 mg/L	0.0506 mg/L	17:30:56
2	Ti 337.279†	330622.2	338600.8	0.4671 mg/L	0.4671 mg/L	17:31:02
2	Tl 190.801†	611.5	622.3	0.5072 mg/L	0.5072 mg/L	17:31:22
2	V 292.402†	122205.7	125918.2	0.5072 mg/L	0.5072 mg/L	17:31:02
2	Zn 213.857†	36698.0	36718.2	0.5042 mg/L	0.5042 mg/L	17:31:02

Mean Data: ICV

Analyte	Mean Corrected Intensity	Conc. Units	Calib	Std.Dev.	Sample Conc. Units	Std.Dev.	RSD
Y 371.029	3262736.6	0.982 mg/L		0.0014			0.14%
Ag 328.068†	72133.5	0.2562 mg/L		0.00058	0.2562 mg/L	0.00058	0.23%
	QC value within limits for Ag 328.068	Recovery = 102.50%					
Al 237.313†	20665.7	2.482 mg/L		0.0026	2.482 mg/L	0.0026	0.10%
	QC value within limits for Al 237.313	Recovery = 99.29%					
As 188.979†	334.5	0.4843 mg/L		0.00143	0.4843 mg/L	0.00143	0.30%
	QC value within limits for As 188.979	Recovery = 96.86%					
B 182.528†	197.5	0.4964 mg/L		0.00488	0.4964 mg/L	0.00488	0.98%
	QC value within limits for B 182.528	Recovery = 99.29%					
Ba 233.527†	53995.6	0.4982 mg/L		0.00045	0.4982 mg/L	0.00045	0.09%
	QC value within limits for Ba 233.527	Recovery = 99.63%					
Be 313.107†	246302.7	0.0505 mg/L		0.00002	0.0505 mg/L	0.00002	0.04%
	QC value within limits for Be 313.107	Recovery = 100.96%					
Ca 315.886†	670229.5	5.073 mg/L		0.0071	5.073 mg/L	0.0071	0.14%
	QC value within limits for Ca 315.886	Recovery = 101.46%					
Cd 228.802†	9622.5	0.2528 mg/L		0.00070	0.2528 mg/L	0.00070	0.28%
	QC value within limits for Cd 228.802	Recovery = 101.12%					
Co 228.616†	17186.5	0.4981 mg/L		0.00058	0.4981 mg/L	0.00058	0.12%
	QC value within limits for Co 228.616	Recovery = 99.61%					
Cr 267.716†	75144.6	0.5075 mg/L		0.00129	0.5075 mg/L	0.00129	0.25%
	QC value within limits for Cr 267.716	Recovery = 101.50%					
Cu 324.752†	142769.4	0.5089 mg/L		0.00088	0.5089 mg/L	0.00088	0.17%
	QC value within limits for Cu 324.752	Recovery = 101.77%					
Fe 234.349†	117198.4	2.552 mg/L		0.0046	2.552 mg/L	0.0046	0.18%
	QC value within limits for Fe 234.349	Recovery = 102.09%					
Fe 238.204†	291183.7	2.562 mg/L		0.0016	2.562 mg/L	0.0016	0.06%
	QC value within limits for Fe 238.204	Recovery = 102.46%					
K 766.490†	51142.0	25.00 mg/L		0.071	25.00 mg/L	0.071	0.28%
	QC value within limits for K 766.490	Recovery = 100.02%					
Li 670.784†	17921.1	0.5041 mg/L		0.00200	0.5041 mg/L	0.00200	0.40%
	QC value within limits for Li 670.784	Recovery = 100.82%					
Mg 279.077†	125696.1	4.999 mg/L		0.0092	4.999 mg/L	0.0092	0.18%
	QC value within limits for Mg 279.077	Recovery = 99.99%					
Mn 257.610†	400139.0	0.4995 mg/L		0.00037	0.4995 mg/L	0.00037	0.07%
	QC value within limits for Mn 257.610	Recovery = 99.90%					
Mo 202.031†	6468.5	0.5023 mg/L		0.00461	0.5023 mg/L	0.00461	0.92%
	QC value within limits for Mo 202.031	Recovery = 100.45%					
Na 589.592	199265.1	25.06 mg/L		0.130	25.06 mg/L	0.130	0.52%
	QC value within limits for Na 589.592	Recovery = 100.24%					
Ni 231.604†	14906.7	0.5091 mg/L		0.00029	0.5091 mg/L	0.00029	0.06%
	QC value within limits for Ni 231.604	Recovery = 101.83%					
P 214.914†	6825.5	4.919 mg/L		0.0183	4.919 mg/L	0.0183	0.37%
	QC value within limits for P 214.914	Recovery = 98.38%					
Pb 220.353†	4239.6	0.5028 mg/L		0.00426	0.5028 mg/L	0.00426	0.85%
	QC value within limits for Pb 220.353	Recovery = 100.56%					
Sb 206.836†	942.5	0.4861 mg/L		0.00134	0.4861 mg/L	0.00134	0.28%
	QC value within limits for Sb 206.836	Recovery = 97.21%					
Se 196.026†	769.8	1.009 mg/L		0.0056	1.009 mg/L	0.0056	0.56%
	QC value within limits for Se 196.026	Recovery = 100.90%					
Sn 189.927†	1768.8	0.5141 mg/L		0.00632	0.5141 mg/L	0.00632	1.23%
	QC value within limits for Sn 189.927	Recovery = 102.82%					
Sr 407.771†	1136791.0	0.0506 mg/L		0.00001	0.0506 mg/L	0.00001	0.02%
	QC value within limits for Sr 407.771	Recovery = 101.27%					
Ti 337.279†	340369.3	0.4695 mg/L		0.00346	0.4695 mg/L	0.00346	0.74%
	QC value within limits for Ti 337.279	Recovery = 93.90%					
Tl 190.801†	618.0	0.5036 mg/L		0.00498	0.5036 mg/L	0.00498	0.99%
	QC value within limits for Tl 190.801	Recovery = 100.73%					
V 292.402†	126254.9	0.5085 mg/L		0.00181	0.5085 mg/L	0.00181	0.36%
	QC value within limits for V 292.402	Recovery = 101.70%					
Zn 213.857†	36741.0	0.5046 mg/L		0.00045	0.5046 mg/L	0.00045	0.09%
	QC value within limits for Zn 213.857	Recovery = 100.91%					

All analyte(s) passed QC.

Sequence No.: 7

Autosampler Location: 1

Sample ID: ICCB

Date Collected: 7/15/2006 5:33:01 PM

Analyst:

Data Type: Original

Initial Sample Wt:

Initial Sample Vol:

Dilution:

Sample Prep Vol:

Replicate Data: ICCB

Repl#	Analyte	Net Intensity	Corrected Intensity	Calib. Conc. Units	Sample Conc. Units	Analysis Time
1	K 766.490†	530.9	34.3	-0.0114 mg/L	-0.0114 mg/L	17:34:34
1	Li 670.784†	110.0	38.5	-0.0024 mg/L	-0.0024 mg/L	17:34:34
1	Na 589.592	-737.4	449.5	-0.1149 mg/L	-0.1149 mg/L	17:34:34
1	Y 371.029	3295644.4	3295644.4	0.991 mg/L		17:34:47
1	Ag 328.068†	-2053.7	298.5	-0.0003 mg/L	-0.0003 mg/L	17:34:52
1	Al 237.313†	-55.5	22.2	0.0011 mg/L	0.0011 mg/L	17:35:13
1	As 188.979†	6.1	0.6	-0.0004 mg/L	-0.0004 mg/L	17:35:13
1	B 182.528†	-2.3	3.0	0.0071 mg/L	0.0071 mg/L	17:35:13
1	Ba 233.527†	-137.2	-4.8	-0.0013 mg/L	-0.0013 mg/L	17:35:13
1	Be 313.107†	2389.9	-41.2	0.0001 mg/L	0.0001 mg/L	17:34:52
1	Ca 315.886†	228.0	-3.1	-0.0047 mg/L	-0.0047 mg/L	17:34:52
1	Cd 228.802†	138.3	19.0	0.0000 mg/L	0.0000 mg/L	17:35:13
1	Co 228.616†	-178.5	0.5	-0.0017 mg/L	-0.0017 mg/L	17:35:13
1	Cr 267.716†	857.4	-12.0	-0.0020 mg/L	-0.0020 mg/L	17:34:52
1	Cu 324.752†	7564.5	991.5	0.0022 mg/L	0.0022 mg/L	17:34:52
1	Fe 234.349†	1802.1	23.1	-0.0102 mg/L	-0.0102 mg/L	17:35:13
1	Fe 238.204†	1143.2	103.6	-0.0104 mg/L	-0.0104 mg/L	17:35:13
1	Mg 279.077†	360.1	-55.9	-0.0257 mg/L	-0.0257 mg/L	17:34:52
1	Mn 257.610†	1646.7	6.7	-0.0023 mg/L	-0.0023 mg/L	17:34:52
1	Mo 202.031†	49.1	12.0	0.0005 mg/L	0.0005 mg/L	17:35:13
1	Ni 231.604†	17.7	-4.2	-0.0028 mg/L	-0.0028 mg/L	17:35:13
1	P 214.914†	81.7	2.7	0.0142 mg/L	0.0142 mg/L	17:35:13
1	Pb 220.353†	-149.0	1.5	-0.0005 mg/L	-0.0005 mg/L	17:35:13
1	Sb 206.836†	11.0	3.7	0.0001 mg/L	0.0001 mg/L	17:35:13
1	Se 196.026†	-10.3	-2.1	-0.0029 mg/L	-0.0029 mg/L	17:35:13
1	Sn 189.927†	89.3	7.1	-0.0006 mg/L	-0.0006 mg/L	17:35:13
1	Sr 407.771†	6498.1	241.2	-0.0003 mg/L	-0.0003 mg/L	17:34:47
1	Ti 337.279†	-1871.2	221.8	-0.0004 mg/L	-0.0004 mg/L	17:34:52
1	Tl 190.801†	-0.2	-0.3	-0.0019 mg/L	-0.0019 mg/L	17:35:13
1	V 292.402†	-1530.0	-0.1	-0.0006 mg/L	-0.0006 mg/L	17:34:52
1	Zn 213.857†	657.3	31.6	-0.0006 mg/L	-0.0006 mg/L	17:35:13
2	K 766.490†	525.8	26.9	-0.0151 mg/L	-0.0151 mg/L	17:34:39
2	Li 670.784†	75.8	3.6	-0.0034 mg/L	-0.0034 mg/L	17:34:39
2	Na 589.592	-661.9	525.0	-0.1053 mg/L	-0.1053 mg/L	17:34:39
2	Y 371.029	3309667.9	3309667.9	0.996 mg/L		17:35:19
2	Ag 328.068†	-2139.4	221.2	-0.0006 mg/L	-0.0006 mg/L	17:35:24
2	Al 237.313†	-75.4	2.4	-0.0013 mg/L	-0.0013 mg/L	17:35:44
2	As 188.979†	8.5	3.0	0.0031 mg/L	0.0031 mg/L	17:35:44
2	B 182.528†	-3.8	1.5	0.0033 mg/L	0.0033 mg/L	17:35:44
2	Ba 233.527†	-144.9	-11.9	-0.0014 mg/L	-0.0014 mg/L	17:35:44
2	Be 313.107†	2452.5	11.3	0.0001 mg/L	0.0001 mg/L	17:35:24
2	Ca 315.886†	364.1	132.7	-0.0037 mg/L	-0.0037 mg/L	17:35:24
2	Cd 228.802†	127.5	7.6	-0.0003 mg/L	-0.0003 mg/L	17:35:44
2	Co 228.616†	-187.1	-7.3	-0.0019 mg/L	-0.0019 mg/L	17:35:44
2	Cr 267.716†	857.0	-16.0	-0.0021 mg/L	-0.0021 mg/L	17:35:24
2	Cu 324.752†	7392.6	786.6	0.0015 mg/L	0.0015 mg/L	17:35:24
2	Fe 234.349†	1024.3	41.1	-0.0098 mg/L	-0.0098 mg/L	17:35:44
2	Fe 238.204†	1118.5	73.8	-0.0106 mg/L	-0.0106 mg/L	17:35:44
2	Mg 279.077†	487.6	70.6	-0.0207 mg/L	-0.0207 mg/L	17:35:24
2	Mn 257.610†	1607.4	-39.8	-0.0023 mg/L	-0.0023 mg/L	17:35:24
2	Mo 202.031†	56.4	19.1	0.0010 mg/L	0.0010 mg/L	17:35:44
2	Ni 231.604†	32.6	10.7	-0.0023 mg/L	-0.0023 mg/L	17:35:44
2	P 214.914†	72.0	-7.5	0.0070 mg/L	0.0070 mg/L	17:35:44
2	Pb 220.353†	-152.9	-1.7	-0.0008 mg/L	-0.0008 mg/L	17:35:44
2	Sb 206.836†	12.1	4.8	0.0007 mg/L	0.0007 mg/L	17:35:44
2	Se 196.026†	-4.4	3.8	0.0048 mg/L	0.0048 mg/L	17:35:44
2	Sn 189.927†	87.5	4.9	-0.0012 mg/L	-0.0012 mg/L	17:35:44
2	Sr 407.771†	6521.7	237.1	-0.0003 mg/L	-0.0003 mg/L	17:35:19
2	Ti 337.279†	-2025.9	74.4	-0.0006 mg/L	-0.0006 mg/L	17:35:24

2	Tl 190.801†	-2.6	-2.7	-0.0038 mg/L	-0.0038 mg/L	17:35:44
2	V 292.402†	-1557.5	-21.2	-0.0006 mg/L	-0.0006 mg/L	17:35:24
2	Zn 213.857†	651.9	23.4	-0.0007 mg/L	-0.0007 mg/L	17:35:44

Mean Data: ICCB

Analyte	Mean Corrected Intensity	Conc. Units	Calib	Std.Dev.	Sample Conc. Units	Std.Dev.	RSD
Y 371.029	3302656.1	0.994 mg/L		0.0030			0.30%
Ag 328.068†	259.9	-0.0004 mg/L		0.00019	-0.0004 mg/L	0.00019	45.13%
QC value within limits for Ag 328.068			Recovery = Not calculated				
Al 237.313†	12.3	-0.0001 mg/L		0.00169	-0.0001 mg/L	0.00169	>999.9%
QC value within limits for Al 237.313			Recovery = Not calculated				
As 188.979†	1.8	0.0014 mg/L		0.00247	0.0014 mg/L	0.00247	180.50%
QC value within limits for As 188.979			Recovery = Not calculated				
B 182.528†	2.2	0.0052 mg/L		0.00268	0.0052 mg/L	0.00268	51.16%
QC value within limits for B 182.528			Recovery = Not calculated				
Ba 233.527†	-8.4	-0.0013 mg/L		0.00005	-0.0013 mg/L	0.00005	3.51%
QC value within limits for Ba 233.527			Recovery = Not calculated				
Be 313.107†	-14.9	0.0001 mg/L		0.00001	0.0001 mg/L	0.00001	13.89%
QC value within limits for Be 313.107			Recovery = Not calculated				
Ca 315.886†	64.8	-0.0042 mg/L		0.00073	-0.0042 mg/L	0.00073	17.26%
QC value within limits for Ca 315.886			Recovery = Not calculated				
Cd 228.802†	13.3	-0.0001 mg/L		0.00023	-0.0001 mg/L	0.00023	181.20%
QC value within limits for Cd 228.802			Recovery = Not calculated				
Co 228.616†	-3.4	-0.0018 mg/L		0.00016	-0.0018 mg/L	0.00016	8.92%
QC value within limits for Co 228.616			Recovery = Not calculated				
Cr 267.716†	-14.0	-0.0021 mg/L		0.00002	-0.0021 mg/L	0.00002	0.94%
QC value within limits for Cr 267.716			Recovery = Not calculated				
Cu 324.752†	889.0	0.0019 mg/L		0.00052	0.0019 mg/L	0.00052	27.68%
QC value within limits for Cu 324.752			Recovery = Not calculated				
Fe 234.349†	32.1	-0.0100 mg/L		0.00027	-0.0100 mg/L	0.00027	2.74%
QC value within limits for Fe 234.349			Recovery = Not calculated				
Fe 238.204†	88.7	-0.0105 mg/L		0.00019	-0.0105 mg/L	0.00019	1.77%
QC value within limits for Fe 238.204			Recovery = Not calculated				
K 766.490†	30.6	-0.0133 mg/L		0.00256	-0.0133 mg/L	0.00256	19.30%
QC value within limits for K 766.490			Recovery = Not calculated				
Li 670.784†	21.1	-0.0029 mg/L		0.00070	-0.0029 mg/L	0.00070	24.37%
QC value within limits for Li 670.784			Recovery = Not calculated				
Mg 279.077†	7.4	-0.0232 mg/L		0.00357	-0.0232 mg/L	0.00357	15.41%
QC value less than the lower limit for Mg 279.077			Recovery = Not calculated				
Mn 257.610†	-16.6	-0.0023 mg/L		0.00004	-0.0023 mg/L	0.00004	1.81%
QC value within limits for Mn 257.610			Recovery = Not calculated				
Mo 202.031†	15.5	0.0008 mg/L		0.00039	0.0008 mg/L	0.00039	51.96%
QC value within limits for Mo 202.031			Recovery = Not calculated				
Na 589.592	487.2	-0.1101 mg/L		0.00676	-0.1101 mg/L	0.00676	6.14%
QC value within limits for Na 589.592			Recovery = Not calculated				
Ni 231.604†	3.3	-0.0026 mg/L		0.00036	-0.0026 mg/L	0.00036	14.10%
QC value less than the lower limit for Ni 231.604			Recovery = Not calculated				
P 214.914†	-2.4	0.0106 mg/L		0.00515	0.0106 mg/L	0.00515	48.64%
QC value within limits for P 214.914			Recovery = Not calculated				
Pb 220.353†	-0.1	-0.0007 mg/L		0.00027	-0.0007 mg/L	0.00027	41.46%
QC value within limits for Pb 220.353			Recovery = Not calculated				
Sb 206.836†	4.2	0.0004 mg/L		0.00041	0.0004 mg/L	0.00041	102.46%
QC value within limits for Sb 206.836			Recovery = Not calculated				
Se 196.026†	0.8	0.0010 mg/L		0.00548	0.0010 mg/L	0.00548	572.37%
QC value within limits for Se 196.026			Recovery = Not calculated				
Sn 189.927†	6.0	-0.0009 mg/L		0.00045	-0.0009 mg/L	0.00045	47.98%
QC value within limits for Sn 189.927			Recovery = Not calculated				
Sr 407.771†	239.1	-0.0003 mg/L		0.00000	-0.0003 mg/L	0.00000	0.04%
QC value within limits for Sr 407.771			Recovery = Not calculated				
Ti 337.279†	148.1	-0.0005 mg/L		0.00014	-0.0005 mg/L	0.00014	26.27%
QC value within limits for Ti 337.279			Recovery = Not calculated				
Tl 190.801†	-1.5	-0.0028 mg/L		0.00136	-0.0028 mg/L	0.00136	47.83%
QC value within limits for Tl 190.801			Recovery = Not calculated				
V 292.402†	-10.6	-0.0006 mg/L		0.00005	-0.0006 mg/L	0.00005	8.66%
QC value within limits for V 292.402			Recovery = Not calculated				
Zn 213.857†	27.5	-0.0006 mg/L		0.00008	-0.0006 mg/L	0.00008	13.41%
QC value within limits for Zn 213.857			Recovery = Not calculated				
QC Failed. Continue with analysis.							

Sequence No.: 8
 Sample ID: CRI1
 Analyst:
 Initial Sample Wt:
 Dilution:

Autosampler Location: 6
 Date Collected: 7/15/2006 5:37:21 PM
 Data Type: Original
 Initial Sample Vol:
 Sample Prep Vol:

 Replicate Data: CRI1

Repl#	Analyte	Net Intensity	Corrected Intensity	Calib. Conc. Units	Sample Conc. Units	Analysis Time
1	K 766.490†	5819.0	5403.0	2.616 mg/L	2.616 mg/L	17:39:00
1	Li 670.784†	2008.5	1965.4	0.0522 mg/L	0.0522 mg/L	17:39:00
1	Na 589.592	19838.9	21025.7	2.491 mg/L	2.491 mg/L	17:39:00
1	Y 371.029	3276078.4	3276078.4	0.986 mg/L		17:39:14
1	Ag 328.068†	5030.7	7474.2	0.0253 mg/L	0.0253 mg/L	17:39:19
1	Al 237.313†	2051.8	2160.0	0.2581 mg/L	0.2581 mg/L	17:39:19
1	As 188.979†	37.5	32.5	0.0459 mg/L	0.0459 mg/L	17:39:39
1	B 182.528†	19.0	24.5	0.0614 mg/L	0.0614 mg/L	17:39:39
1	Ba 233.527†	5386.3	5598.8	0.0505 mg/L	0.0505 mg/L	17:39:19
1	Be 313.107†	27020.9	24964.7	0.0052 mg/L	0.0052 mg/L	17:39:19
1	Ca 315.886†	68547.6	69318.1	0.5204 mg/L	0.5204 mg/L	17:39:19
1	Cd 228.802†	1088.3	983.8	0.0255 mg/L	0.0255 mg/L	17:39:39
1	Co 228.616†	1599.4	1803.4	0.0507 mg/L	0.0507 mg/L	17:39:39
1	Cr 267.716†	8437.0	7683.8	0.0501 mg/L	0.0501 mg/L	17:39:19
1	Cu 324.752†	21199.0	14871.2	0.0518 mg/L	0.0518 mg/L	17:39:19
1	Fe 234.349†	12688.5	11886.7	0.2492 mg/L	0.2492 mg/L	17:39:19
1	Fe 238.204†	30418.7	29814.5	0.2522 mg/L	0.2522 mg/L	17:39:19
1	Mg 279.077†	13371.6	13148.3	0.5019 mg/L	0.5019 mg/L	17:39:19
1	Mn 257.610†	42997.1	41972.4	0.0504 mg/L	0.0504 mg/L	17:39:19
1	Mo 202.031†	707.3	680.1	0.0524 mg/L	0.0524 mg/L	17:39:39
1	Ni 231.604†	1534.8	1535.3	0.0500 mg/L	0.0500 mg/L	17:39:39
1	P 214.914†	772.5	704.1	0.5185 mg/L	0.5185 mg/L	17:39:39
1	Pb 220.353†	278.5	434.4	0.0509 mg/L	0.0509 mg/L	17:39:39
1	Sb 206.836†	105.9	100.0	0.0500 mg/L	0.0500 mg/L	17:39:39
1	Se 196.026†	67.9	77.1	0.1009 mg/L	0.1009 mg/L	17:39:39
1	Sn 189.927†	256.9	177.7	0.0492 mg/L	0.0492 mg/L	17:39:39
1	Sr 407.771†	123873.3	119373.8	0.0050 mg/L	0.0050 mg/L	17:39:14
1	Ti 337.279†	34580.2	37195.6	0.0506 mg/L	0.0506 mg/L	17:39:19
1	Tl 190.801†	59.0	59.8	0.0473 mg/L	0.0473 mg/L	17:39:39
1	V 292.402†	11154.9	12861.2	0.0513 mg/L	0.0513 mg/L	17:39:19
1	Zn 213.857†	4317.4	3749.3	0.0506 mg/L	0.0506 mg/L	17:39:39
2	K 766.490†	5751.0	5323.6	2.578 mg/L	2.578 mg/L	17:39:06
2	Li 670.784†	1960.7	1913.4	0.0507 mg/L	0.0507 mg/L	17:39:06
2	Na 589.592	19849.8	21036.6	2.492 mg/L	2.492 mg/L	17:39:06
2	Y 371.029	3281892.3	3281892.3	0.987 mg/L		17:39:45
2	Ag 328.068†	4927.0	7360.2	0.0249 mg/L	0.0249 mg/L	17:39:51
2	Al 237.313†	2008.5	2112.5	0.2523 mg/L	0.2523 mg/L	17:39:51
2	As 188.979†	44.2	39.2	0.0557 mg/L	0.0557 mg/L	17:40:11
2	B 182.528†	17.0	22.5	0.0562 mg/L	0.0562 mg/L	17:40:11
2	Ba 233.527†	5369.6	5572.2	0.0503 mg/L	0.0503 mg/L	17:39:51
2	Be 313.107†	26929.6	24823.7	0.0051 mg/L	0.0051 mg/L	17:39:51
2	Ca 315.886†	68944.5	69596.9	0.5226 mg/L	0.5226 mg/L	17:39:51
2	Cd 228.802†	1096.3	989.9	0.0256 mg/L	0.0256 mg/L	17:40:11
2	Co 228.616†	1598.9	1800.0	0.0506 mg/L	0.0506 mg/L	17:40:11
2	Cr 267.716†	8504.1	7736.5	0.0505 mg/L	0.0505 mg/L	17:39:51
2	Cu 324.752†	21274.1	14909.1	0.0520 mg/L	0.0520 mg/L	17:39:51
2	Fe 234.349†	12877.5	12055.2	0.2529 mg/L	0.2529 mg/L	17:39:51
2	Fe 238.204†	30643.6	29987.6	0.2537 mg/L	0.2537 mg/L	17:39:51
2	Mg 279.077†	13437.9	13191.4	0.5037 mg/L	0.5037 mg/L	17:39:51
2	Mn 257.610†	43133.8	42033.5	0.0504 mg/L	0.0504 mg/L	17:39:51
2	Mo 202.031†	679.6	650.8	0.0501 mg/L	0.0501 mg/L	17:40:11
2	Ni 231.604†	1556.0	1554.0	0.0507 mg/L	0.0507 mg/L	17:40:11
2	P 214.914†	778.4	708.6	0.5217 mg/L	0.5217 mg/L	17:40:11
2	Pb 220.353†	275.4	430.8	0.0505 mg/L	0.0505 mg/L	17:40:11
2	Sb 206.836†	113.1	107.2	0.0538 mg/L	0.0538 mg/L	17:40:11
2	Se 196.026†	68.5	77.7	0.1017 mg/L	0.1017 mg/L	17:40:11
2	Sn 189.927†	260.6	181.0	0.0502 mg/L	0.0502 mg/L	17:40:11
2	Sr 407.771†	124117.4	119398.5	0.0050 mg/L	0.0050 mg/L	17:39:45
2	Ti 337.279†	34725.7	37280.8	0.0508 mg/L	0.0508 mg/L	17:39:51
2	Tl 190.801†	65.6	66.4	0.0526 mg/L	0.0526 mg/L	17:40:11
2	V 292.402†	11151.8	12838.1	0.0512 mg/L	0.0512 mg/L	17:39:51
2	Zn 213.857†	4354.6	3779.2	0.0510 mg/L	0.0510 mg/L	17:40:11

 Mean Data: CRI1

Analyte	Mean Corrected		Calib	Std.Dev.	Sample	Std.Dev.	RSD
	Intensity	Conc. Units					
Y 371.029	3278985.4	0.986 mg/L		0.0012			
Ag 328.068†	7417.2	0.0251 mg/L		0.00029	0.0251 mg/L	0.00029	0.13%
QC value within limits for Ag	328.068	Recovery = 100.52%					1.15%
Al 237.313†	2136.3	0.2552 mg/L		0.00406	0.2552 mg/L	0.00406	1.59%
QC value within limits for Al	237.313	Recovery = 102.07%					
As 188.979†	35.8	0.0508 mg/L		0.00690	0.0508 mg/L	0.00690	13.59%
QC value within limits for As	188.979	Recovery = 101.59%					
B 182.528†	23.5	0.0588 mg/L		0.00368	0.0588 mg/L	0.00368	6.26%
QC value within limits for B	182.528	Recovery = 117.55%					
Ba 233.527†	5585.5	0.0504 mg/L		0.00017	0.0504 mg/L	0.00017	0.35%
QC value within limits for Ba	233.527	Recovery = 100.82%					
Be 313.107†	24894.2	0.0052 mg/L		0.00002	0.0052 mg/L	0.00002	0.40%
QC value within limits for Be	313.107	Recovery = 103.04%					
Ca 315.886†	69457.5	0.5215 mg/L		0.00149	0.5215 mg/L	0.00149	0.29%
QC value within limits for Ca	315.886	Recovery = 104.30%					
Cd 228.802†	986.8	0.0255 mg/L		0.00007	0.0255 mg/L	0.00007	0.29%
QC value within limits for Cd	228.802	Recovery = 102.03%					
Co 228.616†	1801.7	0.0507 mg/L		0.00007	0.0507 mg/L	0.00007	0.14%
QC value within limits for Co	228.616	Recovery = 101.36%					
Cr 267.716†	7710.1	0.0503 mg/L		0.00025	0.0503 mg/L	0.00025	0.50%
QC value within limits for Cr	267.716	Recovery = 100.62%					
Cu 324.752†	14890.2	0.0519 mg/L		0.00010	0.0519 mg/L	0.00010	0.19%
QC value within limits for Cu	324.752	Recovery = 103.81%					
Fe 234.349†	11971.0	0.2511 mg/L		0.00261	0.2511 mg/L	0.00261	1.04%
QC value within limits for Fe	234.349	Recovery = 100.43%					
Fe 238.204†	29901.1	0.2529 mg/L		0.00108	0.2529 mg/L	0.00108	0.43%
QC value within limits for Fe	238.204	Recovery = 101.17%					
K 766.490†	5363.3	2.597 mg/L		0.0275	2.597 mg/L	0.0275	1.06%
QC value within limits for K	766.490	Recovery = 103.88%					
Li 670.784†	1939.4	0.0515 mg/L		0.00104	0.0515 mg/L	0.00104	2.02%
QC value within limits for Li	670.784	Recovery = 102.93%					
Mg 279.077†	13169.8	0.5028 mg/L		0.00122	0.5028 mg/L	0.00122	0.24%
QC value within limits for Mg	279.077	Recovery = 100.56%					
Mn 257.610†	42002.9	0.0504 mg/L		0.00005	0.0504 mg/L	0.00005	0.11%
QC value within limits for Mn	257.610	Recovery = 100.82%					
Mo 202.031†	665.5	0.0513 mg/L		0.00161	0.0513 mg/L	0.00161	3.14%
QC value within limits for Mo	202.031	Recovery = 102.53%					
Na 589.592	21031.2	2.491 mg/L		0.0010	2.491 mg/L	0.0010	0.04%
QC value within limits for Na	589.592	Recovery = 99.65%					
Ni 231.604†	1544.6	0.0504 mg/L		0.00045	0.0504 mg/L	0.00045	0.90%
QC value within limits for Ni	231.604	Recovery = 100.74%					
P 214.914†	706.4	0.5201 mg/L		0.00230	0.5201 mg/L	0.00230	0.44%
QC value within limits for P	214.914	Recovery = 104.02%					
Pb 220.353†	432.6	0.0507 mg/L		0.00031	0.0507 mg/L	0.00031	0.61%
QC value within limits for Pb	220.353	Recovery = 101.44%					
Sb 206.836†	103.6	0.0519 mg/L		0.00267	0.0519 mg/L	0.00267	5.16%
QC value within limits for Sb	206.836	Recovery = 103.76%					
Se 196.026†	77.4	0.1013 mg/L		0.00052	0.1013 mg/L	0.00052	0.51%
QC value within limits for Se	196.026	Recovery = 101.31%					
Sn 189.927†	179.4	0.0497 mg/L		0.00068	0.0497 mg/L	0.00068	1.36%
QC value within limits for Sn	189.927	Recovery = 99.44%					
Sr 407.771†	119386.2	0.0050 mg/L		0.00000	0.0050 mg/L	0.00000	0.02%
QC value within limits for Sr	407.771	Recovery = 100.60%					
Ti 337.279†	37238.2	0.0507 mg/L		0.00008	0.0507 mg/L	0.00008	0.16%
QC value within limits for Ti	337.279	Recovery = 101.39%					
Tl 190.801†	63.1	0.0500 mg/L		0.00380	0.0500 mg/L	0.00380	7.60%
QC value within limits for Tl	190.801	Recovery = 99.92%					
V 292.402†	12849.7	0.0512 mg/L		0.00009	0.0512 mg/L	0.00009	0.18%
QC value within limits for V	292.402	Recovery = 102.46%					
Zn 213.857†	3764.2	0.0508 mg/L		0.00029	0.0508 mg/L	0.00029	0.57%
QC value within limits for Zn	213.857	Recovery = 101.59%					

All analyte(s) passed QC.

Sequence No.: 9
 Sample ID: CRI2
 Analyst:

Autosampler Location: 7
 Date Collected: 7/15/2006 5:41:51 PM
 Data Type: Original

Initial Sample Wt:
Dilution:Initial Sample Vol:
Sample Prep Vol:-----
Replicate Data: CRI2

Repl#	Analyte	Net Intensity	Corrected Intensity	Calib. Conc. Units	Sample Conc. Units	Analysis Time
1	K 766.490†	2538.2	2059.4	0.9798 mg/L	0.9798 mg/L	17:43:27
1	Li 670.784†	889.5	824.9	0.0199 mg/L	0.0199 mg/L	17:43:27
1	Na 589.592	7362.9	8549.7	0.9108 mg/L	0.9108 mg/L	17:43:27
1	Y 371.029	3294867.9	3294867.9	0.991 mg/L		17:43:41
1	Ag 328.068†	545.6	2920.4	0.0091 mg/L	0.0091 mg/L	17:43:46
1	Al 237.313†	787.3	872.4	0.1033 mg/L	0.1033 mg/L	17:44:06
1	As 188.979†	19.5	14.1	0.0192 mg/L	0.0192 mg/L	17:44:06
1	B 182.528†	2.2	7.5	0.0186 mg/L	0.0186 mg/L	17:44:06
1	Ba 233.527†	2095.6	2247.8	0.0195 mg/L	0.0195 mg/L	17:44:06
1	Be 313.107†	12194.7	9850.9	0.0021 mg/L	0.0021 mg/L	17:43:46
1	Ca 315.886†	27562.8	27573.8	0.2042 mg/L	0.2042 mg/L	17:43:46
1	Cd 228.802†	509.8	393.9	0.0099 mg/L	0.0099 mg/L	17:44:06
1	Co 228.616†	524.3	709.5	0.0189 mg/L	0.0189 mg/L	17:44:06
1	Cr 267.716†	4011.6	3170.3	0.0195 mg/L	0.0195 mg/L	17:43:46
1	Cu 324.752†	12318.4	5789.3	0.0194 mg/L	0.0194 mg/L	17:43:46
1	Fe 234.349†	5700.9	4763.7	0.0935 mg/L	0.0935 mg/L	17:43:46
1	Fe 238.204†	12821.9	11885.9	0.0938 mg/L	0.0938 mg/L	17:43:46
1	Mg 279.077†	5784.4	5416.5	0.1930 mg/L	0.1930 mg/L	17:43:46
1	Mn 257.610†	18123.6	16629.8	0.0186 mg/L	0.0186 mg/L	17:43:46
1	Mo 202.031†	302.9	268.1	0.0204 mg/L	0.0204 mg/L	17:44:06
1	Ni 231.604†	622.4	605.9	0.0181 mg/L	0.0181 mg/L	17:44:06
1	P 214.914†	347.0	270.3	0.2066 mg/L	0.2066 mg/L	17:44:06
1	Pb 220.353†	6.5	158.4	0.0182 mg/L	0.0182 mg/L	17:44:06
1	Sb 206.836†	55.3	48.4	0.0233 mg/L	0.0233 mg/L	17:44:06
1	Se 196.026†	27.1	35.6	0.0465 mg/L	0.0465 mg/L	17:44:06
1	Sn 189.927†	162.1	80.6	0.0209 mg/L	0.0209 mg/L	17:44:06
1	Sr 407.771†	53927.4	48091.9	0.0018 mg/L	0.0018 mg/L	17:43:41
1	Ti 337.279†	12604.2	14824.9	0.0197 mg/L	0.0197 mg/L	17:43:46
1	Tl 190.801†	19.8	19.9	0.0147 mg/L	0.0147 mg/L	17:44:06
1	V 292.402†	3525.3	5099.6	0.0200 mg/L	0.0200 mg/L	17:43:46
1	Zn 213.857†	2119.7	1507.1	0.0197 mg/L	0.0197 mg/L	17:44:06
2	K 766.490†	2483.7	2029.9	0.9654 mg/L	0.9654 mg/L	17:43:33
2	Li 670.784†	845.2	788.9	0.0189 mg/L	0.0189 mg/L	17:43:33
2	Na 589.592	7446.5	8633.4	0.9214 mg/L	0.9214 mg/L	17:43:33
2	Y 371.029	3261734.4	3261734.4	0.981 mg/L		17:44:12
2	Ag 328.068†	568.9	2949.7	0.0092 mg/L	0.0092 mg/L	17:44:17
2	Al 237.313†	786.8	880.0	0.1042 mg/L	0.1042 mg/L	17:44:38
2	As 188.979†	17.2	11.9	0.0160 mg/L	0.0160 mg/L	17:44:38
2	B 182.528†	6.1	11.5	0.0285 mg/L	0.0285 mg/L	17:44:38
2	Ba 233.527†	2082.0	2255.4	0.0196 mg/L	0.0196 mg/L	17:44:38
2	Be 313.107†	12108.7	9888.2	0.0021 mg/L	0.0021 mg/L	17:44:17
2	Ca 315.886†	27594.2	27888.3	0.2066 mg/L	0.2066 mg/L	17:44:17
2	Cd 228.802†	511.0	400.2	0.0101 mg/L	0.0101 mg/L	17:44:38
2	Co 228.616†	544.4	735.4	0.0197 mg/L	0.0197 mg/L	17:44:38
2	Cr 267.716†	3886.3	3083.8	0.0189 mg/L	0.0189 mg/L	17:44:17
2	Cu 324.752†	12422.4	6021.6	0.0202 mg/L	0.0202 mg/L	17:44:17
2	Fe 234.349†	5693.4	4814.6	0.0946 mg/L	0.0946 mg/L	17:44:17
2	Fe 238.204†	12858.7	12054.8	0.0952 mg/L	0.0952 mg/L	17:44:17
2	Mg 279.077†	5691.9	5381.6	0.1916 mg/L	0.1916 mg/L	17:44:17
2	Mn 257.610†	18200.7	16894.2	0.0189 mg/L	0.0189 mg/L	17:44:17
2	Mo 202.031†	310.5	278.9	0.0212 mg/L	0.0212 mg/L	17:44:38
2	Ni 231.604†	628.7	618.7	0.0186 mg/L	0.0186 mg/L	17:44:38
2	P 214.914†	355.1	282.1	0.2151 mg/L	0.2151 mg/L	17:44:38
2	Pb 220.353†	9.9	162.0	0.0186 mg/L	0.0186 mg/L	17:44:38
2	Sb 206.836†	49.5	43.1	0.0205 mg/L	0.0205 mg/L	17:44:38
2	Se 196.026†	25.8	34.5	0.0452 mg/L	0.0452 mg/L	17:44:38
2	Sn 189.927†	155.1	75.1	0.0193 mg/L	0.0193 mg/L	17:44:38
2	Sr 407.771†	53333.7	48039.6	0.0018 mg/L	0.0018 mg/L	17:44:12
2	Ti 337.279†	12685.3	15036.7	0.0200 mg/L	0.0200 mg/L	17:44:17
2	Tl 190.801†	24.9	25.3	0.0191 mg/L	0.0191 mg/L	17:44:38
2	V 292.402†	3451.9	5060.9	0.0198 mg/L	0.0198 mg/L	17:44:17
2	Zn 213.857†	2098.2	1506.9	0.0197 mg/L	0.0197 mg/L	17:44:38

Mean Data: CRI2

Analyte	Mean Corrected Intensity	Calib Conc. Units	Std.Dev.	Sample Conc. Units	Std.Dev.	RSD
Y 371.029	3278301.2	0.986 mg/L	0.0070			
Ag 328.068†	2935.0	0.0091 mg/L	0.00007	0.0091 mg/L	0.00007	0.81%
QC value within limits for Ag 328.068 Recovery = 91.24%						
Al 237.313†	876.2	0.1037 mg/L	0.00064	0.1037 mg/L	0.00064	0.62%
QC value within limits for Al 237.313 Recovery = 103.73%						
As 188.979†	13.0	0.0176 mg/L	0.00226	0.0176 mg/L	0.00226	12.82%
QC value within limits for As 188.979 Recovery = 88.20%						
B 182.528†	9.5	0.0236 mg/L	0.00698	0.0236 mg/L	0.00698	29.60%
QC value within limits for B 182.528 Recovery = 117.83%						
Ba 233.527†	2251.6	0.0196 mg/L	0.00005	0.0196 mg/L	0.00005	0.26%
QC value within limits for Ba 233.527 Recovery = 97.88%						
Be 313.107†	9869.6	0.0021 mg/L	0.00001	0.0021 mg/L	0.00001	0.25%
QC value within limits for Be 313.107 Recovery = 103.91%						
Ca 315.886†	27731.1	0.2054 mg/L	0.00168	0.2054 mg/L	0.00168	0.82%
QC value within limits for Ca 315.886 Recovery = 102.69%						
Cd 228.802†	397.1	0.0100 mg/L	0.00013	0.0100 mg/L	0.00013	1.34%
QC value within limits for Cd 228.802 Recovery = 99.99%						
Co 228.616†	722.4	0.0193 mg/L	0.00053	0.0193 mg/L	0.00053	2.76%
QC value within limits for Co 228.616 Recovery = 96.48%						
Cr 267.716†	3127.1	0.0192 mg/L	0.00042	0.0192 mg/L	0.00042	2.16%
QC value within limits for Cr 267.716 Recovery = 96.19%						
Cu 324.752†	5905.4	0.0198 mg/L	0.00059	0.0198 mg/L	0.00059	2.96%
QC value within limits for Cu 324.752 Recovery = 99.00%						
Fe 234.349†	4789.1	0.0940 mg/L	0.00078	0.0940 mg/L	0.00078	0.83%
QC value within limits for Fe 234.349 Recovery = 94.03%						
Fe 238.204†	11970.4	0.0945 mg/L	0.00106	0.0945 mg/L	0.00106	1.12%
QC value within limits for Fe 238.204 Recovery = 94.50%						
K 766.490†	2044.7	0.9726 mg/L	0.01020	0.9726 mg/L	0.01020	1.05%
QC value within limits for K 766.490 Recovery = 97.26%						
Li 670.784†	806.9	0.0194 mg/L	0.00072	0.0194 mg/L	0.00072	3.72%
QC value within limits for Li 670.784 Recovery = 96.95%						
Mg 279.077†	5399.0	0.1923 mg/L	0.00099	0.1923 mg/L	0.00099	0.51%
QC value within limits for Mg 279.077 Recovery = 96.14%						
Mn 257.610†	16762.0	0.0188 mg/L	0.00023	0.0188 mg/L	0.00023	1.25%
QC value within limits for Mn 257.610 Recovery = 93.79%						
Mo 202.031†	273.5	0.0208 mg/L	0.00059	0.0208 mg/L	0.00059	2.86%
QC value within limits for Mo 202.031 Recovery = 104.00%						
Na 589.592	8591.5	0.9161 mg/L	0.00749	0.9161 mg/L	0.00749	0.82%
QC value within limits for Na 589.592 Recovery = 91.61%						
Ni 231.604†	612.3	0.0184 mg/L	0.00031	0.0184 mg/L	0.00031	1.69%
QC value within limits for Ni 231.604 Recovery = 91.79%						
P 214.914†	276.2	0.2109 mg/L	0.00600	0.2109 mg/L	0.00600	2.85%
QC value within limits for P 214.914 Recovery = 105.45%						
Pb 220.353†	160.2	0.0184 mg/L	0.00030	0.0184 mg/L	0.00030	1.64%
QC value within limits for Pb 220.353 Recovery = 91.90%						
Sb 206.836†	45.8	0.0219 mg/L	0.00200	0.0219 mg/L	0.00200	9.11%
QC value within limits for Sb 206.836 Recovery = 109.68%						
Se 196.026†	35.0	0.0458 mg/L	0.00094	0.0458 mg/L	0.00094	2.05%
QC value within limits for Se 196.026 Recovery = 114.54%						
Sn 189.927†	77.9	0.0201 mg/L	0.00113	0.0201 mg/L	0.00113	5.65%
QC value within limits for Sn 189.927 Recovery = 100.33%						
Sr 407.771†	48065.7	0.0018 mg/L	0.00000	0.0018 mg/L	0.00000	0.09%
QC value within limits for Sr 407.771 Recovery = 91.65%						
Ti 337.279†	14930.8	0.0199 mg/L	0.00021	0.0199 mg/L	0.00021	1.04%
QC value within limits for Ti 337.279 Recovery = 99.38%						
Tl 190.801†	22.6	0.0169 mg/L	0.00311	0.0169 mg/L	0.00311	18.39%
QC value within limits for Tl 190.801 Recovery = 84.47%						
V 292.402†	5080.2	0.0199 mg/L	0.00010	0.0199 mg/L	0.00010	0.50%
QC value within limits for V 292.402 Recovery = 99.56%						
Zn 213.857†	1507.0	0.0197 mg/L	0.00000	0.0197 mg/L	0.00000	0.02%
QC value within limits for Zn 213.857 Recovery = 98.69%						

All analyte(s) passed QC.

Sequence No.: 10

Sample ID: CRI3

Analyst:

Initial Sample Wt:

Dilution:

Autosampler Location: 8

Date Collected: 7/15/2006 5:46:18 PM

Data Type: Original

Initial Sample Vol:

Sample Prep Vol:

 Replicate Data: CRI3

Repl#	Analyte	Net		Calib.	Sample		Analysis Time	
		Intensity	Corrected Intensity		Conc.	Units		
1	K 766.490†	1576.6	1114.6	0.5173	mg/L	0.5173	mg/L	17:47:54
1	Li 670.784†	460.8	399.8	0.0079	mg/L	0.0079	mg/L	17:47:54
1	Na 589.592	3059.3	4246.1	0.3658	mg/L	0.3658	mg/L	17:47:54
1	Y 371.029	3243414.4	3243414.4	0.976	mg/L			17:48:07
1	Ag 328.068†	-1020.5	1324.1	0.0034	mg/L	0.0034	mg/L	17:48:13
1	Al 237.313†	395.7	483.8	0.0566	mg/L	0.0566	mg/L	17:48:33
1	As 188.979†	12.8	7.5	0.0097	mg/L	0.0097	mg/L	17:48:33
1	B 182.528†	-0.8	4.4	0.0108	mg/L	0.0108	mg/L	17:48:33
1	Ba 233.527†	990.4	1148.6	0.0094	mg/L	0.0094	mg/L	17:48:33
1	Be 313.107†	7141.6	4867.4	0.0011	mg/L	0.0011	mg/L	17:48:13
1	Ca 315.886†	13932.9	14046.2	0.1017	mg/L	0.1017	mg/L	17:48:13
1	Cd 228.802†	327.0	214.7	0.0052	mg/L	0.0052	mg/L	17:48:33
1	Co 228.616†	187.9	373.1	0.0091	mg/L	0.0091	mg/L	17:48:33
1	Cr 267.716†	2347.6	1529.2	0.0084	mg/L	0.0084	mg/L	17:48:13
1	Cu 324.752†	9326.3	2920.0	0.0091	mg/L	0.0091	mg/L	17:48:13
1	Fe 234.349†	3318.4	2413.3	0.0421	mg/L	0.0421	mg/L	17:48:13
1	Fe 238.204†	6878.5	6000.0	0.0417	mg/L	0.0417	mg/L	17:48:13
1	Mg 279.077†	2998.4	2653.9	0.0826	mg/L	0.0826	mg/L	17:48:13
1	Mn 257.610†	9892.8	8484.5	0.0084	mg/L	0.0084	mg/L	17:48:13
1	Mo 202.031†	166.4	133.0	0.0099	mg/L	0.0099	mg/L	17:48:33
1	Ni 231.604†	312.2	297.9	0.0076	mg/L	0.0076	mg/L	17:48:33
1	P 214.914†	215.0	140.6	0.1134	mg/L	0.1134	mg/L	17:48:33
1	Pb 220.353†	-84.8	65.0	0.0071	mg/L	0.0071	mg/L	17:48:33
1	Sb 206.836†	31.0	24.4	0.0109	mg/L	0.0109	mg/L	17:48:33
1	Se 196.026†	5.6	14.0	0.0182	mg/L	0.0182	mg/L	17:48:33
1	Sn 189.927†	128.3	48.6	0.0115	mg/L	0.0115	mg/L	17:48:33
1	Sr 407.771†	29800.7	24228.6	0.0008	mg/L	0.0008	mg/L	17:48:07
1	Ti 337.279†	5385.6	7628.6	0.0098	mg/L	0.0098	mg/L	17:48:13
1	Tl 190.801†	16.3	16.7	0.0120	mg/L	0.0120	mg/L	17:48:33
1	V 292.402†	952.4	2519.1	0.0096	mg/L	0.0096	mg/L	17:48:13
1	Zn 213.857†	1376.7	779.6	0.0097	mg/L	0.0097	mg/L	17:48:33
2	K 766.490†	1530.0	1060.6	0.4909	mg/L	0.4909	mg/L	17:47:59
2	Li 670.784†	432.6	369.2	0.0070	mg/L	0.0070	mg/L	17:47:59
2	Na 589.592	3146.4	4333.3	0.3769	mg/L	0.3769	mg/L	17:47:59
2	Y 371.029	3256245.6	3256245.6	0.980	mg/L			17:48:39
2	Ag 328.068†	-882.2	1469.4	0.0039	mg/L	0.0039	mg/L	17:48:44
2	Al 237.313†	383.5	469.7	0.0549	mg/L	0.0549	mg/L	17:49:04
2	As 188.979†	12.6	7.2	0.0093	mg/L	0.0093	mg/L	17:49:04
2	B 182.528†	3.2	8.6	0.0212	mg/L	0.0212	mg/L	17:49:04
2	Ba 233.527†	991.1	1145.3	0.0093	mg/L	0.0093	mg/L	17:49:04
2	Be 313.107†	7255.6	4954.9	0.0011	mg/L	0.0011	mg/L	17:48:44
2	Ca 315.886†	14059.0	14118.7	0.1023	mg/L	0.1023	mg/L	17:48:44
2	Cd 228.802†	340.2	226.8	0.0055	mg/L	0.0055	mg/L	17:49:04
2	Co 228.616†	170.0	354.1	0.0086	mg/L	0.0086	mg/L	17:49:04
2	Cr 267.716†	2363.9	1536.3	0.0085	mg/L	0.0085	mg/L	17:48:44
2	Cu 324.752†	9424.6	2982.7	0.0094	mg/L	0.0094	mg/L	17:48:44
2	Fe 234.349†	3381.8	2464.6	0.0432	mg/L	0.0432	mg/L	17:48:44
2	Fe 238.204†	6927.4	6022.1	0.0419	mg/L	0.0419	mg/L	17:48:44
2	Mg 279.077†	3041.2	2685.5	0.0838	mg/L	0.0838	mg/L	17:48:44
2	Mn 257.610†	9893.3	8445.1	0.0083	mg/L	0.0083	mg/L	17:48:44
2	Mo 202.031†	182.2	148.4	0.0111	mg/L	0.0111	mg/L	17:49:04
2	Ni 231.604†	319.6	304.2	0.0078	mg/L	0.0078	mg/L	17:49:04
2	P 214.914†	219.1	144.0	0.1158	mg/L	0.1158	mg/L	17:49:04
2	Pb 220.353†	-68.8	81.6	0.0091	mg/L	0.0091	mg/L	17:49:04
2	Sb 206.836†	31.8	25.1	0.0112	mg/L	0.0112	mg/L	17:49:04
2	Se 196.026†	7.4	15.8	0.0206	mg/L	0.0206	mg/L	17:49:04
2	Sn 189.927†	115.1	34.5	0.0074	mg/L	0.0074	mg/L	17:49:04
2	Sr 407.771†	29942.5	24253.0	0.0008	mg/L	0.0008	mg/L	17:48:39
2	Ti 337.279†	5292.1	7511.4	0.0096	mg/L	0.0096	mg/L	17:48:44
2	Tl 190.801†	12.6	12.8	0.0088	mg/L	0.0088	mg/L	17:49:04
2	V 292.402†	939.2	2501.9	0.0095	mg/L	0.0095	mg/L	17:48:44
2	Zn 213.857†	1389.7	787.3	0.0098	mg/L	0.0098	mg/L	17:49:04

 Mean Data: CRI3

Analyte	Mean Corrected Intensity	Calib Conc. Units	Std.Dev.	Sample Conc. Units	Std.Dev.	RSD
Y 371.029	3249830.0	0.978 mg/L	0.0027			0.28%

Ag	328.068†	1396.7	0.0036 mg/L	0.00037	0.0036 mg/L	0.00037	10.10%
	QC value	within limits	for Ag 328.068	Recovery = 72.61%			
Al	237.313†	476.7	0.0557 mg/L	0.00121	0.0557 mg/L	0.00121	2.17%
	QC value	within limits	for Al 237.313	Recovery = 111.43%			
As	188.979†	7.4	0.0095 mg/L	0.00028	0.0095 mg/L	0.00028	2.93%
	QC value	within limits	for As 188.979	Recovery = 94.84%			
B	182.528†	6.5	0.0160 mg/L	0.00732	0.0160 mg/L	0.00732	45.69%
	QC value	greater than the upper limit	for B 182.528	Recovery = 160.10%			
Ba	233.527†	1147.0	0.0094 mg/L	0.00002	0.0094 mg/L	0.00002	0.22%
	QC value	within limits	for Ba 233.527	Recovery = 93.59%			
Be	313.107†	4911.1	0.0011 mg/L	0.00001	0.0011 mg/L	0.00001	1.21%
	QC value	within limits	for Be 313.107	Recovery = 106.37%			
Ca	315.886†	14082.5	0.1020 mg/L	0.00039	0.1020 mg/L	0.00039	0.38%
	QC value	within limits	for Ca 315.886	Recovery = 101.99%			
Cd	228.802†	220.7	0.0053 mg/L	0.00023	0.0053 mg/L	0.00023	4.22%
	QC value	within limits	for Cd 228.802	Recovery = 106.93%			
Co	228.616†	363.6	0.0089 mg/L	0.00039	0.0089 mg/L	0.00039	4.41%
	QC value	within limits	for Co 228.616	Recovery = 88.62%			
Cr	267.716†	1532.8	0.0084 mg/L	0.00003	0.0084 mg/L	0.00003	0.40%
	QC value	within limits	for Cr 267.716	Recovery = 84.29%			
Cu	324.752†	2951.3	0.0092 mg/L	0.00016	0.0092 mg/L	0.00016	1.71%
	QC value	within limits	for Cu 324.752	Recovery = 92.43%			
Fe	234.349†	2439.0	0.0426 mg/L	0.00079	0.0426 mg/L	0.00079	1.86%
	QC value	within limits	for Fe 234.349	Recovery = 85.28%			
Fe	238.204†	6011.1	0.0418 mg/L	0.00014	0.0418 mg/L	0.00014	0.33%
	QC value	within limits	for Fe 238.204	Recovery = 83.69%			
K	766.490†	1087.6	0.5041 mg/L	0.01869	0.5041 mg/L	0.01869	3.71%
	QC value	within limits	for K 766.490	Recovery = 100.82%			
Li	670.784†	384.5	0.0074 mg/L	0.00061	0.0074 mg/L	0.00061	8.26%
	QC value	within limits	for Li 670.784	Recovery = 74.24%			
Mg	279.077†	2669.7	0.0832 mg/L	0.00089	0.0832 mg/L	0.00089	1.07%
	QC value	within limits	for Mg 279.077	Recovery = 83.20%			
Mn	257.610†	8464.8	0.0084 mg/L	0.00003	0.0084 mg/L	0.00003	0.42%
	QC value	within limits	for Mn 257.610	Recovery = 83.54%			
Mo	202.031†	140.7	0.0105 mg/L	0.00085	0.0105 mg/L	0.00085	8.09%
	QC value	within limits	for Mo 202.031	Recovery = 104.82%			
Na	589.592	4289.7	0.3714 mg/L	0.00780	0.3714 mg/L	0.00780	2.10%
	QC value	within limits	for Na 589.592	Recovery = 74.27%			
Ni	231.604†	301.1	0.0077 mg/L	0.00015	0.0077 mg/L	0.00015	2.00%
	QC value	within limits	for Ni 231.604	Recovery = 76.72%			
P	214.914†	142.3	0.1146 mg/L	0.00169	0.1146 mg/L	0.00169	1.48%
	QC value	within limits	for P 214.914	Recovery = 114.61%			
Pb	220.353†	73.3	0.0081 mg/L	0.00140	0.0081 mg/L	0.00140	17.35%
	QC value	within limits	for Pb 220.353	Recovery = 80.63%			
Sb	206.836†	24.8	0.0110 mg/L	0.00024	0.0110 mg/L	0.00024	2.17%
	QC value	within limits	for Sb 206.836	Recovery = 110.50%			
Se	196.026†	14.9	0.0194 mg/L	0.00174	0.0194 mg/L	0.00174	8.97%
	QC value	within limits	for Se 196.026	Recovery = 97.01%			
Sn	189.927†	41.5	0.0095 mg/L	0.00290	0.0095 mg/L	0.00290	30.72%
	QC value	within limits	for Sn 189.927	Recovery = 94.51%			
Sr	407.771†	24240.8	0.0008 mg/L	0.00000	0.0008 mg/L	0.00000	0.10%
	QC value	within limits	for Sr 407.771	Recovery = 76.50%			
Ti	337.279†	7570.0	0.0097 mg/L	0.00011	0.0097 mg/L	0.00011	1.18%
	QC value	within limits	for Ti 337.279	Recovery = 97.06%			
Tl	190.801†	14.7	0.0104 mg/L	0.00222	0.0104 mg/L	0.00222	21.32%
	QC value	within limits	for Tl 190.801	Recovery = 103.99%			
V	292.402†	2510.5	0.0095 mg/L	0.00003	0.0095 mg/L	0.00003	0.36%
	QC value	within limits	for V 292.402	Recovery = 95.50%			
Zn	213.857†	783.5	0.0098 mg/L	0.00007	0.0098 mg/L	0.00007	0.76%
	QC value	within limits	for Zn 213.857	Recovery = 97.84%			
QC Failed. Continue with analysis.							

Sequence No.: 11
Sample ID: ICSA
Analyst:
Initial Sample Wt:
Dilution:
User canceled analysis.

Autosampler Location: 160
Date Collected: 7/15/2006 5:50:46 PM
Data Type: Original
Initial Sample Vol:
Sample Prep Vol:

=====
Analysis Begun

Start Time: 7/15/2006 5:52:54 PM

Plasma On Time: 7/15/2006 2:28:01 PM

Logged In Analyst: ICP3

Technique: ICP Continuous

Spectrometer Model: Optima 4300 DV, S/N 077N1032302 Autosampler Model: AS-91

Sample Information File: C:\pe\Administrator\Sample Information\071506na.sif

Batch ID:

Results Data Set: 071506nad

Results Library: Q:\Metals\Results\ICP3\Results\Results.mdb

Sequence No.: 11

Autosampler Location: 160

Sample ID: ICSA

Date Collected: 7/15/2006 5:52:54 PM

Analyst:

Data Type: Original

Initial Sample Wt:

Initial Sample Vol:

Dilution:

Sample Prep Vol:

Replicate Data: ICSA

Repl#	Analyte	Net Intensity	Corrected Intensity	Calib. Conc. Units	Sample Conc. Units	Analysis Time
1	K 766.490†	484.8	34.0	-0.0116 mg/L	-0.0116 mg/L	17:54:32
1	Li 670.784†	141.0	83.1	-0.0011 mg/L	-0.0011 mg/L	17:54:32
1	Na 589.592	-646.0	540.9	-0.1033 mg/L	-0.1033 mg/L	17:54:32
1	Y 371.029	3011141.3	3011141.3	0.906 mg/L	0.906 mg/L	17:54:59
1	Ag 328.068†	-2821.4	-744.6	-0.0002 mg/L	-0.0002 mg/L	17:55:04
1	Al 237.313†	1961295.5	2165178.4	260.8 mg/L	260.8 mg/L	17:54:59
1	As 188.979†	12.5	8.2	0.0107 mg/L	0.0107 mg/L	17:55:25
1	B 182.528†	11.1	17.6	0.0439 mg/L	0.0439 mg/L	17:55:25
1	Ba 233.527†	107.6	252.4	0.0011 mg/L	0.0011 mg/L	17:55:25
1	Be 313.107†	4.1	-2447.2	0.0001 mg/L	0.0001 mg/L	17:55:04
1	Ca 315.886†	29958726.8	33071604.7	250.4 mg/L	250.4 mg/L	17:54:52
1	Cd 228.802†	101.1	-8.8	-0.0001 mg/L	-0.0001 mg/L	17:55:25
1	Co 228.616†	-127.9	39.4	-0.0006 mg/L	-0.0006 mg/L	17:55:25
1	Cr 267.716†	539.6	-281.1	0.0018 mg/L	0.0018 mg/L	17:55:04
1	Cu 324.752†	3946.0	-2282.0	0.0075 mg/L	0.0075 mg/L	17:55:04
1	Fe 234.349†	3891580.8	4294980.3	94.12 mg/L	94.12 mg/L	17:54:59
1	Fe 238.204†	9266949.9	10228860.0	90.35 mg/L	90.35 mg/L	17:54:52
1	Mg 279.077†	5557674.2	6134771.6	244.9 mg/L	244.9 mg/L	17:54:59
1	Mn 257.610†	5665.3	4599.8	0.0035 mg/L	0.0035 mg/L	17:55:04
1	Mo 202.031†	216.6	201.6	0.0152 mg/L	0.0152 mg/L	17:55:25
1	Ni 231.604†	11.6	-9.2	-0.0030 mg/L	-0.0030 mg/L	17:55:25
1	P 214.914†	-43.4	-127.7	-0.0795 mg/L	-0.0795 mg/L	17:55:25
1	Pb 220.353†	-563.9	-470.7	-0.0088 mg/L	-0.0088 mg/L	17:55:25
1	Sb 206.836†	13.9	7.9	0.0024 mg/L	0.0024 mg/L	17:55:25
1	Se 196.026†	18.6	28.8	0.0376 mg/L	0.0376 mg/L	17:55:25
1	Sn 189.927†	-20.3	-105.3	-0.0297 mg/L	-0.0297 mg/L	17:55:25
1	Sr 407.771†	22734.9	18784.5	0.0005 mg/L	0.0005 mg/L	17:55:04
1	Ti 337.279†	1823.6	4122.2	0.0049 mg/L	0.0049 mg/L	17:55:04
1	Tl 190.801†	52.6	58.0	0.0456 mg/L	0.0456 mg/L	17:55:25
1	V 292.402†	1371.4	3057.0	-0.0004 mg/L	-0.0004 mg/L	17:55:04
1	Zn 213.857†	2210.0	1808.2	0.0156 mg/L	0.0156 mg/L	17:55:25
2	K 766.490†	435.7	-22.4	-0.0392 mg/L	-0.0392 mg/L	17:54:38
2	Li 670.784†	129.5	69.8	-0.0015 mg/L	-0.0015 mg/L	17:54:38
2	Na 589.592	-615.8	571.1	-0.0995 mg/L	-0.0995 mg/L	17:54:38
2	Y 371.029	3025269.5	3025269.5	0.910 mg/L	0.910 mg/L	17:55:43
2	Ag 328.068†	-2737.4	-637.7	0.0002 mg/L	0.0002 mg/L	17:55:48
2	Al 237.313†	1975020.0	2170147.2	261.4 mg/L	261.4 mg/L	17:55:43
2	As 188.979†	14.1	9.9	0.0131 mg/L	0.0131 mg/L	17:56:09
2	B 182.528†	6.4	12.3	0.0305 mg/L	0.0305 mg/L	17:56:09
2	Ba 233.527†	83.3	225.1	0.0008 mg/L	0.0008 mg/L	17:56:09
2	Be 313.107†	4.2	-2447.2	0.0001 mg/L	0.0001 mg/L	17:55:48
2	Ca 315.886†	29856829.4	32805196.0	248.4 mg/L	248.4 mg/L	17:55:36
2	Cd 228.802†	101.7	-8.7	-0.0001 mg/L	-0.0001 mg/L	17:56:09
2	Co 228.616†	-149.1	16.7	-0.0012 mg/L	-0.0012 mg/L	17:56:09
2	Cr 267.716†	510.2	-316.2	0.0015 mg/L	0.0015 mg/L	17:55:48
2	Cu 324.752†	4275.4	-1940.5	0.0088 mg/L	0.0088 mg/L	17:55:48
2	Fe 234.349†	3922042.5	4308387.9	94.41 mg/L	94.41 mg/L	17:55:43
2	Fe 238.204†	9228340.0	10138662.6	89.55 mg/L	89.55 mg/L	17:55:36
2	Mg 279.077†	5601754.6	6154553.4	245.7 mg/L	245.7 mg/L	17:55:43
2	Mn 257.610†	5758.8	4673.3	0.0036 mg/L	0.0036 mg/L	17:55:48
2	Mo 202.031†	244.4	231.0	0.0175 mg/L	0.0175 mg/L	17:56:09

2	Ni 231.604†	29.0	9.9	-0.0023 mg/L	-0.0023 mg/L	17:56:09
2	P 214.914†	-31.0	-113.8	-0.0695 mg/L	-0.0695 mg/L	17:56:09
2	Pb 220.353†	-564.6	-468.5	-0.0085 mg/L	-0.0085 mg/L	17:56:09
2	Sb 206.836†	13.0	6.9	0.0019 mg/L	0.0019 mg/L	17:56:09
2	Se 196.026†	8.4	17.4	0.0227 mg/L	0.0227 mg/L	17:56:09
2	Sn 189.927†	-7.8	-91.5	-0.0256 mg/L	-0.0256 mg/L	17:56:09
2	Sr 407.771†	22956.2	18910.4	0.0005 mg/L	0.0005 mg/L	17:55:48
2	Ti 337.279†	1860.9	4153.8	0.0050 mg/L	0.0050 mg/L	17:55:48
2	Tl 190.801†	67.0	73.5	0.0582 mg/L	0.0582 mg/L	17:56:09
2	V 292.402†	1456.0	3142.9	-0.0001 mg/L	-0.0001 mg/L	17:55:48
2	Zn 213.857†	2238.9	1828.6	0.0158 mg/L	0.0158 mg/L	17:56:09

Mean Data: ICSA

Analyte	Mean Corrected Intensity	Conc.	Calib Units	Std.Dev.	Conc. Units	Sample	Std.Dev.	RSD
Y 371.029	3018205.4	0.908	mg/L	0.0030				
Ag 328.068†	-691.2	0.0000	mg/L	0.00028	0.0000	mg/L	0.00028	697.17%
QC value within limits for Ag 328.068 Recovery = Not calculated								
Al 237.313†	2167662.8	261.1	mg/L	0.42	261.1	mg/L	0.42	0.16%
QC value within limits for Al 237.313 Recovery = 104.44%								
As 188.979†	9.0	0.0119	mg/L	0.00167	0.0119	mg/L	0.00167	14.03%
QC value within limits for As 188.979 Recovery = Not calculated								
B 182.528†	14.9	0.0372	mg/L	0.00947	0.0372	mg/L	0.00947	25.46%
QC value within limits for B 182.528 Recovery = Not calculated								
Ba 233.527†	238.7	0.0010	mg/L	0.00018	0.0010	mg/L	0.00018	18.49%
QC value within limits for Ba 233.527 Recovery = Not calculated								
Be 313.107†	-2447.2	0.0001	mg/L	0.00000	0.0001	mg/L	0.00000	1.02%
QC value within limits for Be 313.107 Recovery = Not calculated								
Ca 315.886†	32938400.4	249.4	mg/L	1.43	249.4	mg/L	1.43	0.57%
QC value within limits for Ca 315.886 Recovery = 99.76%								
Cd 228.802†	-8.8	-0.0001	mg/L	0.00001	-0.0001	mg/L	0.00001	7.39%
QC value within limits for Cd 228.802 Recovery = Not calculated								
Co 228.616†	28.0	-0.0009	mg/L	0.00047	-0.0009	mg/L	0.00047	51.65%
QC value within limits for Co 228.616 Recovery = Not calculated								
Cr 267.716†	-298.6	0.0017	mg/L	0.00016	0.0017	mg/L	0.00016	9.45%
QC value within limits for Cr 267.716 Recovery = Not calculated								
Cu 324.752†	-2111.3	0.0081	mg/L	0.00090	0.0081	mg/L	0.00090	11.05%
QC value within limits for Cu 324.752 Recovery = Not calculated								
Fe 234.349†	4301684.1	94.26	mg/L	0.208	94.26	mg/L	0.208	0.22%
QC value within limits for Fe 234.349 Recovery = 94.26%								
Fe 238.204†	10183761.3	89.95	mg/L	0.563	89.95	mg/L	0.563	0.63%
QC value within limits for Fe 238.204 Recovery = 89.95%								
K 766.490†	5.8	-0.0254	mg/L	0.01952	-0.0254	mg/L	0.01952	76.85%
QC value within limits for K 766.490 Recovery = Not calculated								
Li 670.784†	76.5	-0.0013	mg/L	0.00027	-0.0013	mg/L	0.00027	20.56%
QC value within limits for Li 670.784 Recovery = Not calculated								
Mg 279.077†	6144662.5	245.3	mg/L	0.56	245.3	mg/L	0.56	0.23%
QC value within limits for Mg 279.077 Recovery = 98.11%								
Mn 257.610†	4636.6	0.0036	mg/L	0.00007	0.0036	mg/L	0.00007	1.84%
QC value within limits for Mn 257.610 Recovery = Not calculated								
Mo 202.031†	216.3	0.0164	mg/L	0.00162	0.0164	mg/L	0.00162	9.88%
QC value within limits for Mo 202.031 Recovery = Not calculated								
Na 589.592	556.0	-0.1014	mg/L	0.00271	-0.1014	mg/L	0.00271	2.67%
QC value within limits for Na 589.592 Recovery = Not calculated								
Ni 231.604†	0.3	-0.0026	mg/L	0.00046	-0.0026	mg/L	0.00046	17.49%
QC value within limits for Ni 231.604 Recovery = Not calculated								
P 214.914†	-120.8	-0.0745	mg/L	0.00703	-0.0745	mg/L	0.00703	9.43%
QC value within limits for P 214.914 Recovery = Not calculated								
Pb 220.353†	-469.6	-0.0086	mg/L	0.00026	-0.0086	mg/L	0.00026	3.02%
QC value within limits for Pb 220.353 Recovery = Not calculated								
Sb 206.836†	7.4	0.0021	mg/L	0.00038	0.0021	mg/L	0.00038	18.00%
QC value within limits for Sb 206.836 Recovery = Not calculated								
Se 196.026†	23.1	0.0302	mg/L	0.01048	0.0302	mg/L	0.01048	34.77%
QC value within limits for Se 196.026 Recovery = Not calculated								
Sn 189.927†	-98.4	-0.0276	mg/L	0.00287	-0.0276	mg/L	0.00287	10.38%
QC value within limits for Sn 189.927 Recovery = Not calculated								
Sr 407.771†	18847.5	0.0005	mg/L	0.00000	0.0005	mg/L	0.00000	0.76%
QC value within limits for Sr 407.771 Recovery = Not calculated								
Ti 337.279†	4138.0	0.0050	mg/L	0.00003	0.0050	mg/L	0.00003	0.62%
QC value within limits for Ti 337.279 Recovery = Not calculated								
Tl 190.801†	65.8	0.0519	mg/L	0.00896	0.0519	mg/L	0.00896	17.26%

QC value greater than the upper limit for Tl 190.801 Recovery = Not calculated
 V 292.402† 3099.9 -0.0002 mg/L 0.00024 -0.0002 mg/L 0.00024 100.56%
 QC value within limits for V 292.402 Recovery = Not calculated
 Zn 213.857† 1818.4 0.0157 mg/L 0.00018 0.0157 mg/L 0.00018 1.13%
 QC value within limits for Zn 213.857 Recovery = Not calculated
 QC Failed. Continue with analysis.

Sequence No.: 12

Autosampler Location: 159

Sample ID: ICSAB

Date Collected: 7/15/2006 5:57:47 PM

Analyst:

Data Type: Original

Initial Sample Wt:

Initial Sample Vol:

Dilution:

Sample Prep Vol:

Replicate Data: ICSAB

Repl#	Analyte	Net Intensity	Corrected Intensity	Calib. Conc. Units	Sample Conc. Units	Analysis Time
1	K 766.490†	508.1	51.3	-0.0031 mg/L	-0.0031 mg/L	17:59:25
1	Li 670.784†	125.1	63.6	-0.0017 mg/L	-0.0017 mg/L	17:59:25
1	Na 589.592	-592.5	594.4	-0.0965 mg/L	-0.0965 mg/L	17:59:25
1	Y 371.029	3056912.0	3056912.0	0.920 mg/L		17:59:53
1	Ag 328.068†	134054.3	148138.5	0.5305 mg/L	0.5305 mg/L	17:59:58
1	Al 237.313†	1958937.1	2130196.2	256.6 mg/L	256.6 mg/L	17:59:53
1	As 188.979†	11.1	6.5	0.0079 mg/L	0.0079 mg/L	18:00:18
1	B 182.528†	7.2	13.1	0.0325 mg/L	0.0325 mg/L	18:00:18
1	Ba 233.527†	24230.4	26481.4	0.2436 mg/L	0.2436 mg/L	17:59:58
1	Be 313.107†	1150797.3	1248907.5	0.2578 mg/L	0.2578 mg/L	17:59:53
1	Ca 315.886†	29643199.0	32233324.3	244.1 mg/L	244.1 mg/L	17:59:45
1	Cd 228.802†	16452.2	17769.4	0.4693 mg/L	0.4693 mg/L	17:59:58
1	Co 228.616†	6896.7	7679.9	0.2220 mg/L	0.2220 mg/L	18:00:18
1	Cr 267.716†	33163.7	35184.9	0.2421 mg/L	0.2421 mg/L	17:59:58
1	Cu 324.752†	66360.1	65520.8	0.2492 mg/L	0.2492 mg/L	17:59:58
1	Fe 234.349†	3893522.3	4232768.5	92.75 mg/L	92.75 mg/L	17:59:53
1	Fe 238.204†	9174555.4	9975220.5	88.11 mg/L	88.11 mg/L	17:59:45
1	Mg 279.077†	5564422.4	6050248.0	241.5 mg/L	241.5 mg/L	17:59:53
1	Mn 257.610†	180780.0	194923.2	0.2422 mg/L	0.2422 mg/L	17:59:58
1	Mo 202.031†	216.2	197.6	0.0149 mg/L	0.0149 mg/L	18:00:18
1	Ni 231.604†	11982.9	13008.0	0.4436 mg/L	0.4436 mg/L	17:59:58
1	P 214.914†	11.1	-67.6	-0.0363 mg/L	-0.0363 mg/L	18:00:18
1	Pb 220.353†	3072.8	3493.2	0.4598 mg/L	0.4598 mg/L	18:00:18
1	Sb 206.836†	26.1	21.0	0.0054 mg/L	0.0054 mg/L	18:00:18
1	Se 196.026†	13.8	23.3	0.0304 mg/L	0.0304 mg/L	18:00:18
1	Sn 189.927†	-33.2	-119.0	-0.0337 mg/L	-0.0337 mg/L	18:00:18
1	Sr 407.771†	22733.7	18407.4	0.0005 mg/L	0.0005 mg/L	17:59:58
1	Ti 337.279†	1781.1	4045.8	0.0048 mg/L	0.0048 mg/L	17:59:58
1	Tl 190.801†	65.3	70.9	0.0578 mg/L	0.0578 mg/L	18:00:18
1	V 292.402†	57786.7	64379.5	0.2434 mg/L	0.2434 mg/L	17:59:58
1	Zn 213.857†	33958.0	36294.1	0.4900 mg/L	0.4900 mg/L	17:59:58
2	K 766.490†	379.7	-87.2	-0.0709 mg/L	-0.0709 mg/L	17:59:31
2	Li 670.784†	116.6	54.6	-0.0019 mg/L	-0.0019 mg/L	17:59:31
2	Na 589.592	-583.6	603.2	-0.0954 mg/L	-0.0954 mg/L	17:59:31
2	Y 371.029	3048446.2	3048446.2	0.917 mg/L		18:00:37
2	Ag 328.068†	133948.5	148428.0	0.5315 mg/L	0.5315 mg/L	18:00:43
2	Al 237.313†	1959589.7	2136823.3	257.4 mg/L	257.4 mg/L	18:00:37
2	As 188.979†	12.6	8.2	0.0104 mg/L	0.0104 mg/L	18:01:03
2	B 182.528†	8.0	14.0	0.0349 mg/L	0.0349 mg/L	18:01:03
2	Ba 233.527†	24237.6	26562.4	0.2443 mg/L	0.2443 mg/L	18:00:43
2	Be 313.107†	1150057.3	1251575.7	0.2583 mg/L	0.2583 mg/L	18:00:37
2	Ca 315.886†	29632631.3	32311316.4	244.7 mg/L	244.7 mg/L	18:00:30
2	Cd 228.802†	16395.0	17756.7	0.4690 mg/L	0.4690 mg/L	18:00:43
2	Co 228.616†	6959.0	7768.7	0.2246 mg/L	0.2246 mg/L	18:01:03
2	Cr 267.716†	33074.9	35188.3	0.2421 mg/L	0.2421 mg/L	18:00:43
2	Cu 324.752†	66044.7	65377.3	0.2487 mg/L	0.2487 mg/L	18:00:43
2	Fe 234.349†	3892060.1	4242931.6	92.97 mg/L	92.97 mg/L	18:00:37
2	Fe 238.204†	9166656.0	9994311.9	88.28 mg/L	88.28 mg/L	18:00:30
2	Mg 279.077†	5562551.9	6065011.6	242.1 mg/L	242.1 mg/L	18:00:37
2	Mn 257.610†	180127.5	194757.6	0.2420 mg/L	0.2420 mg/L	18:00:43
2	Mo 202.031†	216.6	198.7	0.0150 mg/L	0.0150 mg/L	18:01:03
2	Ni 231.604†	11958.1	13017.1	0.4439 mg/L	0.4439 mg/L	18:00:43
2	P 214.914†	15.6	-62.8	-0.0328 mg/L	-0.0328 mg/L	18:01:03
2	Pb 220.353†	3136.7	3572.1	0.4693 mg/L	0.4693 mg/L	18:01:03

2	Sb 206.836†	18.4	12.7	0.0010 mg/L	0.0010 mg/L	18:01:03
2	Se 196.026†	4.4	13.1	0.0170 mg/L	0.0170 mg/L	18:01:03
2	Sn 189.927†	-15.7	-100.1	-0.0282 mg/L	-0.0282 mg/L	18:01:03
2	Sr 407.771†	22532.1	18256.2	0.0005 mg/L	0.0005 mg/L	18:00:43
2	Ti 337.279†	1800.8	4072.7	0.0049 mg/L	0.0049 mg/L	18:00:43
2	Tl 190.801†	54.5	59.3	0.0483 mg/L	0.0483 mg/L	18:01:03
2	V 292.402†	57493.5	64234.3	0.2427 mg/L	0.2427 mg/L	18:00:43
2	Zn 213.857†	33931.8	36368.1	0.4910 mg/L	0.4910 mg/L	18:00:43

 Mean Data: ICSAB

Analyte	Mean Corrected Intensity	Calib Conc. Units	Std.Dev.	Sample Conc. Units	Std.Dev.	RSD
Y 371.029	3052679.1	0.918 mg/L	0.0018			0.20%
Ag 328.068†	148283.2	0.5310 mg/L	0.00074	0.5310 mg/L	0.00074	0.14%
QC value within limits for Ag 328.068 Recovery = 106.20%						
Al 237.313†	2133509.7	257.0 mg/L	0.56	257.0 mg/L	0.56	0.22%
QC value within limits for Al 237.313 Recovery = 102.80%						
As 188.979†	7.3	0.0091 mg/L	0.00176	0.0091 mg/L	0.00176	19.34%
QC value within limits for As 188.979 Recovery = Not calculated						
B 182.528†	13.5	0.0337 mg/L	0.00170	0.0337 mg/L	0.00170	5.04%
QC value within limits for B 182.528 Recovery = Not calculated						
Ba 233.527†	26521.9	0.2439 mg/L	0.00053	0.2439 mg/L	0.00053	0.22%
QC value within limits for Ba 233.527 Recovery = 97.57%						
Be 313.107†	1250241.6	0.2581 mg/L	0.00039	0.2581 mg/L	0.00039	0.15%
QC value within limits for Be 313.107 Recovery = 103.22%						
Ca 315.886†	32272320.3	244.4 mg/L	0.42	244.4 mg/L	0.42	0.17%
QC value within limits for Ca 315.886 Recovery = 97.74%						
Cd 228.802†	17763.1	0.4691 mg/L	0.00024	0.4691 mg/L	0.00024	0.05%
QC value within limits for Cd 228.802 Recovery = 93.83%						
Co 228.616†	7724.3	0.2233 mg/L	0.00183	0.2233 mg/L	0.00183	0.82%
QC value within limits for Co 228.616 Recovery = 89.32%						
Cr 267.716†	35186.6	0.2421 mg/L	0.00003	0.2421 mg/L	0.00003	0.01%
QC value within limits for Cr 267.716 Recovery = 96.85%						
Cu 324.752†	65449.1	0.2490 mg/L	0.00033	0.2490 mg/L	0.00033	0.13%
QC value within limits for Cu 324.752 Recovery = 99.58%						
Fe 234.349†	4237850.1	92.86 mg/L	0.157	92.86 mg/L	0.157	0.17%
QC value within limits for Fe 234.349 Recovery = 92.86%						
Fe 238.204†	9984766.2	88.19 mg/L	0.119	88.19 mg/L	0.119	0.14%
QC value within limits for Fe 238.204 Recovery = 88.19%						
K 766.490†	-18.0	-0.0370 mg/L	0.04794	-0.0370 mg/L	0.04794	129.47%
QC value within limits for K 766.490 Recovery = Not calculated						
Li 670.784†	59.1	-0.0018 mg/L	0.00018	-0.0018 mg/L	0.00018	9.98%
QC value within limits for Li 670.784 Recovery = Not calculated						
Mg 279.077†	6057629.8	241.8 mg/L	0.42	241.8 mg/L	0.42	0.17%
QC value within limits for Mg 279.077 Recovery = 96.73%						
Mn 257.610†	194840.4	0.2421 mg/L	0.00015	0.2421 mg/L	0.00015	0.06%
QC value within limits for Mn 257.610 Recovery = 96.83%						
Mo 202.031†	198.1	0.0149 mg/L	0.00006	0.0149 mg/L	0.00006	0.41%
QC value within limits for Mo 202.031 Recovery = Not calculated						
Na 589.592	598.8	-0.0960 mg/L	0.00079	-0.0960 mg/L	0.00079	0.83%
QC value within limits for Na 589.592 Recovery = Not calculated						
Ni 231.604†	13012.6	0.4438 mg/L	0.00022	0.4438 mg/L	0.00022	0.05%
QC value within limits for Ni 231.604 Recovery = 88.75%						
P 214.914†	-65.2	-0.0346 mg/L	0.00247	-0.0346 mg/L	0.00247	7.14%
QC value within limits for P 214.914 Recovery = Not calculated						
Pb 220.353†	3532.7	0.4646 mg/L	0.00672	0.4646 mg/L	0.00672	1.45%
QC value within limits for Pb 220.353 Recovery = 92.91%						
Sb 206.836†	16.8	0.0032 mg/L	0.00310	0.0032 mg/L	0.00310	95.74%
QC value within limits for Sb 206.836 Recovery = Not calculated						
Se 196.026†	18.2	0.0237 mg/L	0.00948	0.0237 mg/L	0.00948	40.00%
QC value greater than the upper limit for Se 196.026 Recovery = Not calculated						
Sn 189.927†	-109.5	-0.0309 mg/L	0.00392	-0.0309 mg/L	0.00392	12.68%
QC value within limits for Sn 189.927 Recovery = Not calculated						
Sr 407.771†	18331.8	0.0005 mg/L	0.00000	0.0005 mg/L	0.00000	0.96%
QC value within limits for Sr 407.771 Recovery = Not calculated						
Ti 337.279†	4059.3	0.0049 mg/L	0.00003	0.0049 mg/L	0.00003	0.54%
QC value within limits for Ti 337.279 Recovery = Not calculated						
Tl 190.801†	65.1	0.0531 mg/L	0.00666	0.0531 mg/L	0.00666	12.56%
QC value greater than the upper limit for Tl 190.801 Recovery = Not calculated						
V 292.402†	64306.9	0.2431 mg/L	0.00043	0.2431 mg/L	0.00043	0.18%
QC value within limits for V 292.402 Recovery = 97.22%						

Zn 213.857† 36331.1 0.4905 mg/L 0.00071 0.4905 mg/L 0.00071 0.14%
 QC value within limits for Zn 213.857 Recovery = 98.11%
 QC Failed. Continue with analysis.

Sequence No.: 13
 Sample ID: CCV
 Analyst:
 Initial Sample Wt:
 Dilution:

Autosampler Location: 3
 Date Collected: 7/15/2006 6:02:42 PM
 Data Type: Original
 Initial Sample Vol:
 Sample Prep Vol:

 Replicate Data: CCV

Repl #	Analyte	Net Intensity	Corrected Intensity	Calib. Conc. Units	Sample Conc. Units	Analysis Time
1	K 766.490†	50613.5	51829.8	25.34 mg/L	25.34 mg/L	18:04:17
1	Li 670.784†	17835.8	18368.6	0.5168 mg/L	0.5168 mg/L	18:04:17
1	Na 589.592	195483.6	196670.4	24.73 mg/L	24.73 mg/L	18:04:17
1	Y 371.029	3214938.1	3214938.1	0.967 mg/L		18:04:31
1	Ag 328.068†	67384.7	72041.4	0.2559 mg/L	0.2559 mg/L	18:04:37
1	Al 237.313†	20310.8	21078.2	2.532 mg/L	2.532 mg/L	18:04:37
1	As 188.979†	348.4	354.7	0.5135 mg/L	0.5135 mg/L	18:04:57
1	B 182.528†	191.5	203.3	0.5109 mg/L	0.5109 mg/L	18:04:57
1	Ba 233.527†	53124.4	55060.9	0.5080 mg/L	0.5080 mg/L	18:04:37
1	Be 313.107†	240056.7	245751.4	0.0503 mg/L	0.0503 mg/L	18:04:31
1	Ca 315.886†	652370.4	674276.0	5.103 mg/L	5.103 mg/L	18:04:31
1	Cd 228.802†	9510.6	9712.9	0.2551 mg/L	0.2551 mg/L	18:04:57
1	Co 228.616†	16773.5	17523.3	0.5078 mg/L	0.5078 mg/L	18:04:37
1	Cr 267.716†	73520.5	75138.7	0.5075 mg/L	0.5075 mg/L	18:04:37
1	Cu 324.752†	146191.0	144513.9	0.5151 mg/L	0.5151 mg/L	18:04:37
1	Fe 234.349†	114452.9	117349.3	2.555 mg/L	2.555 mg/L	18:04:37
1	Fe 238.204†	283222.4	291784.2	2.567 mg/L	2.567 mg/L	18:04:37
1	Mg 279.077†	125008.0	128831.2	5.125 mg/L	5.125 mg/L	18:04:37
1	Mn 257.610†	397685.3	409526.8	0.5113 mg/L	0.5113 mg/L	18:04:37
1	Mo 202.031†	6351.8	6529.8	0.5070 mg/L	0.5070 mg/L	18:04:57
1	Ni 231.604†	14443.6	14911.7	0.5093 mg/L	0.5093 mg/L	18:04:37
1	P 214.914†	6924.4	7079.6	5.102 mg/L	5.102 mg/L	18:04:57
1	Pb 220.353†	4018.8	4307.0	0.5108 mg/L	0.5108 mg/L	18:04:57
1	Sb 206.836†	948.0	972.8	0.5021 mg/L	0.5021 mg/L	18:04:57
1	Se 196.026†	758.9	792.9	1.039 mg/L	1.039 mg/L	18:04:57
1	Sn 189.927†	1796.0	1774.0	0.5156 mg/L	0.5156 mg/L	18:04:57
1	Sr 407.771†	1109656.0	1140999.9	0.0508 mg/L	0.0508 mg/L	18:04:31
1	Ti 337.279†	351125.8	365150.6	0.5038 mg/L	0.5038 mg/L	18:04:37
1	Tl 190.801†	608.2	628.8	0.5125 mg/L	0.5125 mg/L	18:04:57
1	V 292.402†	121200.7	126856.8	0.5109 mg/L	0.5109 mg/L	18:04:37
1	Zn 213.857†	36337.1	36938.9	0.5073 mg/L	0.5073 mg/L	18:04:37
2	K 766.490†	49884.7	51105.5	24.99 mg/L	24.99 mg/L	18:04:22
2	Li 670.784†	17670.4	18208.0	0.5122 mg/L	0.5122 mg/L	18:04:22
2	Na 589.592	195174.0	196360.9	24.69 mg/L	24.69 mg/L	18:04:22
2	Y 371.029	3213116.5	3213116.5	0.967 mg/L		18:05:03
2	Ag 328.068†	68133.4	72855.5	0.2588 mg/L	0.2588 mg/L	18:05:09
2	Al 237.313†	20367.0	21148.4	2.541 mg/L	2.541 mg/L	18:05:09
2	As 188.979†	347.0	353.4	0.5117 mg/L	0.5117 mg/L	18:05:29
2	B 182.528†	194.4	206.4	0.5187 mg/L	0.5187 mg/L	18:05:29
2	Ba 233.527†	53583.8	55567.2	0.5127 mg/L	0.5127 mg/L	18:05:09
2	Be 313.107†	239423.4	245237.0	0.0502 mg/L	0.0502 mg/L	18:05:03
2	Ca 315.886†	650422.1	672642.8	5.091 mg/L	5.091 mg/L	18:05:03
2	Cd 228.802†	9473.8	9680.3	0.2542 mg/L	0.2542 mg/L	18:05:29
2	Co 228.616†	16908.9	17673.2	0.5122 mg/L	0.5122 mg/L	18:05:09
2	Cr 267.716†	74041.4	75720.7	0.5114 mg/L	0.5114 mg/L	18:05:09
2	Cu 324.752†	146745.3	145173.1	0.5175 mg/L	0.5175 mg/L	18:05:09
2	Fe 234.349†	114967.3	117948.5	2.569 mg/L	2.569 mg/L	18:05:09
2	Fe 238.204†	285749.3	294564.4	2.591 mg/L	2.591 mg/L	18:05:09
2	Mg 279.077†	126349.8	130292.6	5.183 mg/L	5.183 mg/L	18:05:09
2	Mn 257.610†	400996.8	413185.8	0.5159 mg/L	0.5159 mg/L	18:05:09
2	Mo 202.031†	6348.4	6530.0	0.5070 mg/L	0.5070 mg/L	18:05:29
2	Ni 231.604†	14523.5	15002.9	0.5125 mg/L	0.5125 mg/L	18:05:09
2	P 214.914†	6880.2	7038.0	5.072 mg/L	5.072 mg/L	18:05:29
2	Pb 220.353†	4031.0	4322.1	0.5126 mg/L	0.5126 mg/L	18:05:29
2	Sb 206.836†	945.6	970.9	0.5010 mg/L	0.5010 mg/L	18:05:29
2	Se 196.026†	738.8	772.6	1.013 mg/L	1.013 mg/L	18:05:29
2	Sn 189.927†	1775.7	1754.0	0.5098 mg/L	0.5098 mg/L	18:05:29

2	Sr 407.771†	1108669.2	1140629.6	0.0508 mg/L	0.0508 mg/L	18:05:03
2	Ti 337.279†	354110.0	368443.7	0.5083 mg/L	0.5083 mg/L	18:05:09
2	Tl 190.801†	609.3	630.3	0.5137 mg/L	0.5137 mg/L	18:05:29
2	V 292.402†	122064.4	127821.3	0.5147 mg/L	0.5147 mg/L	18:05:09
2	Zn 213.857†	36497.7	37126.3	0.5099 mg/L	0.5099 mg/L	18:05:09

Mean Data: CCV

Analyte	Mean Corrected Intensity	Conc. Units	Calib Std.Dev.	Sample Conc. Units	Std.Dev.	RSD
Y 371.029	3214027.3	0.967 mg/L	0.0004			0.04%
Ag 328.068†	72448.4	0.2574 mg/L	0.00205	0.2574 mg/L	0.00205	0.80%
QC value within limits for Ag 328.068 Recovery = 102.95%						
Al 237.313†	21113.3	2.536 mg/L	0.0059	2.536 mg/L	0.0059	0.23%
QC value within limits for Al 237.313 Recovery = 101.45%						
As 188.979†	354.0	0.5126 mg/L	0.00129	0.5126 mg/L	0.00129	0.25%
QC value within limits for As 188.979 Recovery = 102.53%						
B 182.528†	204.8	0.5148 mg/L	0.00548	0.5148 mg/L	0.00548	1.06%
QC value within limits for B 182.528 Recovery = 102.96%						
Ba 233.527†	52314.0	0.5104 mg/L	0.00331	0.5104 mg/L	0.00331	0.65%
QC value within limits for Ba 233.527 Recovery = 102.07%						
Be 313.107†	245494.2	0.0503 mg/L	0.00008	0.0503 mg/L	0.00008	0.15%
QC value within limits for Be 313.107 Recovery = 100.56%						
Ca 315.886†	673459.4	5.097 mg/L	0.0087	5.097 mg/L	0.0087	0.17%
QC value within limits for Ca 315.886 Recovery = 101.95%						
Cd 228.802†	9696.6	0.2547 mg/L	0.00058	0.2547 mg/L	0.00058	0.23%
QC value within limits for Cd 228.802 Recovery = 101.86%						
Co 228.616†	17598.2	0.5100 mg/L	0.00308	0.5100 mg/L	0.00308	0.60%
QC value within limits for Co 228.616 Recovery = 102.00%						
Cr 267.716†	75429.7	0.5094 mg/L	0.00279	0.5094 mg/L	0.00279	0.55%
QC value within limits for Cr 267.716 Recovery = 101.88%						
Cu 324.752†	144843.5	0.5163 mg/L	0.00167	0.5163 mg/L	0.00167	0.32%
QC value within limits for Cu 324.752 Recovery = 103.26%						
Fe 234.349†	117648.9	2.562 mg/L	0.0093	2.562 mg/L	0.0093	0.36%
QC value within limits for Fe 234.349 Recovery = 102.48%						
Fe 238.204†	293174.3	2.579 mg/L	0.0174	2.579 mg/L	0.0174	0.67%
QC value within limits for Fe 238.204 Recovery = 103.17%						
K 766.490†	51467.7	25.16 mg/L	0.251	25.16 mg/L	0.251	1.00%
QC value within limits for K 766.490 Recovery = 100.66%						
Li 670.784†	18288.3	0.5145 mg/L	0.00322	0.5145 mg/L	0.00322	0.63%
QC value within limits for Li 670.784 Recovery = 102.90%						
Mg 279.077†	129561.9	5.154 mg/L	0.0413	5.154 mg/L	0.0413	0.80%
QC value within limits for Mg 279.077 Recovery = 103.08%						
Mn 257.610†	411356.3	0.5136 mg/L	0.00324	0.5136 mg/L	0.00324	0.63%
QC value within limits for Mn 257.610 Recovery = 102.72%						
Mo 202.031†	6529.9	0.5070 mg/L	0.00001	0.5070 mg/L	0.00001	0.00%
QC value within limits for Mo 202.031 Recovery = 101.41%						
Na 589.592	196515.7	24.71 mg/L	0.028	24.71 mg/L	0.028	0.11%
QC value within limits for Na 589.592 Recovery = 98.85%						
Ni 231.604†	14957.3	0.5109 mg/L	0.00221	0.5109 mg/L	0.00221	0.43%
QC value within limits for Ni 231.604 Recovery = 102.18%						
P 214.914†	7058.8	5.087 mg/L	0.0212	5.087 mg/L	0.0212	0.42%
QC value within limits for P 214.914 Recovery = 101.73%						
Pb 220.353†	4314.5	0.5117 mg/L	0.00126	0.5117 mg/L	0.00126	0.25%
QC value within limits for Pb 220.353 Recovery = 102.34%						
Sb 206.836†	971.9	0.5015 mg/L	0.00076	0.5015 mg/L	0.00076	0.15%
QC value within limits for Sb 206.836 Recovery = 100.31%						
Se 196.026†	782.7	1.026 mg/L	0.0188	1.026 mg/L	0.0188	1.84%
QC value within limits for Se 196.026 Recovery = 102.59%						
Sn 189.927†	1764.0	0.5127 mg/L	0.00413	0.5127 mg/L	0.00413	0.80%
QC value within limits for Sn 189.927 Recovery = 102.54%						
Sr 407.771†	1140814.7	0.0508 mg/L	0.00001	0.0508 mg/L	0.00001	0.02%
QC value within limits for Sr 407.771 Recovery = 101.64%						
Ti 337.279†	366797.2	0.5060 mg/L	0.00322	0.5060 mg/L	0.00322	0.64%
QC value within limits for Ti 337.279 Recovery = 101.21%						
Tl 190.801†	629.5	0.5131 mg/L	0.00091	0.5131 mg/L	0.00091	0.18%
QC value within limits for Tl 190.801 Recovery = 102.62%						
V 292.402†	127339.1	0.5128 mg/L	0.00270	0.5128 mg/L	0.00270	0.53%
QC value within limits for V 292.402 Recovery = 102.57%						
Zn 213.857†	37032.6	0.5086 mg/L	0.00182	0.5086 mg/L	0.00182	0.36%
QC value within limits for Zn 213.857 Recovery = 101.72%						

All analyte(s) passed QC.

Sequence No.: 14
 Sample ID: ICCB
 Analyst:
 Initial Sample Wt:
 Dilution:

Autosampler Location: 1
 Date Collected: 7/15/2006 6:07:08 PM
 Data Type: Original
 Initial Sample Vol:
 Sample Prep Vol:

Replicate Data: ICCB

Repl#	Analyte	Net Intensity	Corrected Intensity	Calib. Conc.	Units	Sample Conc.	Units	Analysis Time
1	K 766.490†	477.4	-11.7	-0.0340	mg/L	-0.0340	mg/L	18:08:41
1	Li 670.784†	102.4	32.6	-0.0025	mg/L	-0.0025	mg/L	18:08:41
1	Na 589.592	-786.1	400.8	-0.1211	mg/L	-0.1211	mg/L	18:08:41
1	Y 371.029	3241587.3	3241587.3	0.975	mg/L	0.975	mg/L	18:08:54
1	Ag 328.068†	-2137.8	177.7	-0.0007	mg/L	-0.0007	mg/L	18:09:00
1	Al 237.313†	-62.5	14.1	0.0001	mg/L	0.0001	mg/L	18:09:20
1	As 188.979†	5.0	-0.5	-0.0019	mg/L	-0.0019	mg/L	18:09:20
1	B 182.528†	-2.4	2.8	0.0066	mg/L	0.0066	mg/L	18:09:20
1	Ba 233.527†	-120.1	10.4	-0.0012	mg/L	-0.0012	mg/L	18:09:20
1	Be 313.107†	2204.7	-191.0	0.0000	mg/L	0.0000	mg/L	18:09:00
1	Ca 315.886†	600.6	382.9	-0.0018	mg/L	-0.0018	mg/L	18:09:00
1	Cd 228.802†	127.2	9.9	-0.0002	mg/L	-0.0002	mg/L	18:09:20
1	Co 228.616†	-176.4	-0.3	-0.0017	mg/L	-0.0017	mg/L	18:09:20
1	Cr 267.716†	980.2	128.4	-0.0011	mg/L	-0.0011	mg/L	18:09:00
1	Cu 324.752†	7623.4	1179.2	0.0029	mg/L	0.0029	mg/L	18:09:00
1	Fe 234.349†	1076.7	116.5	-0.0081	mg/L	-0.0081	mg/L	18:09:20
1	Fe 238.204†	1330.1	314.5	-0.0085	mg/L	-0.0085	mg/L	18:09:20
1	Mg 279.077†	459.4	52.0	-0.0214	mg/L	-0.0214	mg/L	18:09:00
1	Mn 257.610†	1684.6	73.3	-0.0022	mg/L	-0.0022	mg/L	18:09:00
1	Mo 202.031†	52.8	16.6	0.0008	mg/L	0.0008	mg/L	18:09:20
1	Ni 231.604†	14.3	-7.4	-0.0029	mg/L	-0.0029	mg/L	18:09:20
1	P 214.914†	83.6	6.0	0.0167	mg/L	0.0167	mg/L	18:09:20
1	Pb 220.353†	-154.2	-6.2	-0.0014	mg/L	-0.0014	mg/L	18:09:20
1	Sb 206.836†	18.0	11.0	0.0040	mg/L	0.0040	mg/L	18:09:20
1	Se 196.026†	-4.6	3.5	0.0045	mg/L	0.0045	mg/L	18:09:20
1	Sn 189.927†	87.6	6.9	-0.0007	mg/L	-0.0007	mg/L	18:09:20
1	Sr 407.771†	6458.9	310.3	-0.0003	mg/L	-0.0003	mg/L	18:08:54
1	Ti 337.279†	-1992.1	66.4	-0.0007	mg/L	-0.0007	mg/L	18:09:00
1	Tl 190.801†	9.4	9.6	0.0062	mg/L	0.0062	mg/L	18:09:20
1	V 292.402†	-1576.4	-73.4	-0.0009	mg/L	-0.0009	mg/L	18:09:00
1	Zn 213.857†	657.0	42.4	-0.0004	mg/L	-0.0004	mg/L	18:09:20
2	K 766.490†	532.3	45.5	-0.0059	mg/L	-0.0059	mg/L	18:08:46
2	Li 670.784†	61.9	-8.9	-0.0037	mg/L	-0.0037	mg/L	18:08:46
2	Na 589.592	-967.4	219.5	-0.1440	mg/L	-0.1440	mg/L	18:08:46
2	Y 371.029	3236217.3	3236217.3	0.974	mg/L	0.974	mg/L	18:09:26
2	Ag 328.068†	-2177.2	133.6	-0.0009	mg/L	-0.0009	mg/L	18:09:31
2	Al 237.313†	-85.9	-10.1	-0.0028	mg/L	-0.0028	mg/L	18:09:51
2	As 188.979†	8.7	3.3	0.0036	mg/L	0.0036	mg/L	18:09:51
2	B 182.528†	-2.4	2.8	0.0068	mg/L	0.0068	mg/L	18:09:51
2	Ba 233.527†	-129.3	0.8	-0.0012	mg/L	-0.0012	mg/L	18:09:51
2	Be 313.107†	2301.6	-87.7	0.0000	mg/L	0.0000	mg/L	18:09:31
2	Ca 315.886†	574.5	357.1	-0.0020	mg/L	-0.0020	mg/L	18:09:31
2	Cd 228.802†	130.9	14.0	-0.0001	mg/L	-0.0001	mg/L	18:09:51
2	Co 228.616†	-176.8	-1.1	-0.0017	mg/L	-0.0017	mg/L	18:09:51
2	Cr 267.716†	896.6	44.1	-0.0017	mg/L	-0.0017	mg/L	18:09:31
2	Cu 324.752†	7565.4	1132.6	0.0027	mg/L	0.0027	mg/L	18:09:31
2	Fe 234.349†	1051.6	92.6	-0.0087	mg/L	-0.0087	mg/L	18:09:51
2	Fe 238.204†	1324.2	310.7	-0.0085	mg/L	-0.0085	mg/L	18:09:51
2	Mg 279.077†	581.6	178.3	-0.0164	mg/L	-0.0164	mg/L	18:09:31
2	Mn 257.610†	1629.7	19.7	-0.0022	mg/L	-0.0022	mg/L	18:09:31
2	Mo 202.031†	37.3	0.8	-0.0004	mg/L	-0.0004	mg/L	18:09:51
2	Ni 231.604†	17.7	-3.9	-0.0028	mg/L	-0.0028	mg/L	18:09:51
2	P 214.914†	73.5	-4.2	0.0093	mg/L	0.0093	mg/L	18:09:51
2	Pb 220.353†	-161.3	-13.8	-0.0023	mg/L	-0.0023	mg/L	18:09:51
2	Sb 206.836†	17.3	10.4	0.0036	mg/L	0.0036	mg/L	18:09:51
2	Se 196.026†	-4.6	3.5	0.0045	mg/L	0.0045	mg/L	18:09:51
2	Sn 189.927†	84.3	3.7	-0.0016	mg/L	-0.0016	mg/L	18:09:51
2	Sr 407.771†	6498.1	361.6	-0.0003	mg/L	-0.0003	mg/L	18:09:26
2	Ti 337.279†	-1881.6	176.5	-0.0005	mg/L	-0.0005	mg/L	18:09:31
2	Tl 190.801†	-0.3	-0.4	-0.0019	mg/L	-0.0019	mg/L	18:09:51

2	V 292.402†	-1566.9	-66.3	-0.0009 mg/L	-0.0009 mg/L	18:09:31
2	Zn 213.857†	668.4	55.2	-0.0002 mg/L	-0.0002 mg/L	18:09:51

 Mean Data: ICCB

Analyte	Mean Corrected Intensity	Conc. Units	Calib	Std.Dev.	Sample Conc. Units	Std.Dev.	RSD
Y 371.029	3238902.3	0.974 mg/L		0.0011			0.12%
Ag 328.068†	155.7	-0.0008 mg/L		0.00011	-0.0008 mg/L	0.00011	13.90%
QC value	within limits for Ag 328.068 Recovery = Not calculated						
Al 237.313†	2.0	-0.0014 mg/L		0.00206	-0.0014 mg/L	0.00206	150.08%
QC value	within limits for Al 237.313 Recovery = Not calculated						
As 188.979†	1.4	0.0009 mg/L		0.00392	0.0009 mg/L	0.00392	452.13%
QC value	within limits for As 188.979 Recovery = Not calculated						
B 182.528†	2.8	0.0067 mg/L		0.00010	0.0067 mg/L	0.00010	1.53%
QC value	within limits for B 182.528 Recovery = Not calculated						
Ba 233.527†	5.6	-0.0012 mg/L		0.00006	-0.0012 mg/L	0.00006	5.30%
QC value	within limits for Ba 233.527 Recovery = Not calculated						
Be 313.107†	-139.3	0.0000 mg/L		0.00001	0.0000 mg/L	0.00001	48.41%
QC value	within limits for Be 313.107 Recovery = Not calculated						
Ca 315.886†	370.0	-0.0019 mg/L		0.00014	-0.0019 mg/L	0.00014	7.23%
QC value	within limits for Ca 315.886 Recovery = Not calculated						
Cd 228.802†	12.0	-0.0002 mg/L		0.00005	-0.0002 mg/L	0.00005	34.07%
QC value	within limits for Cd 228.802 Recovery = Not calculated						
Co 228.616†	-0.7	-0.0017 mg/L		0.00002	-0.0017 mg/L	0.00002	0.91%
QC value	within limits for Co 228.616 Recovery = Not calculated						
Cr 267.716†	86.3	-0.0014 mg/L		0.00040	-0.0014 mg/L	0.00040	29.34%
QC value	within limits for Cr 267.716 Recovery = Not calculated						
Cu 324.752†	1155.9	0.0028 mg/L		0.00012	0.0028 mg/L	0.00012	4.16%
QC value	greater than the upper limit for Cu 324.752 Recovery = Not calculated						
Fe 234.349†	104.5	-0.0084 mg/L		0.00037	-0.0084 mg/L	0.00037	4.42%
QC value	within limits for Fe 234.349 Recovery = Not calculated						
Fe 238.204†	312.6	-0.0085 mg/L		0.00002	-0.0085 mg/L	0.00002	0.28%
QC value	within limits for Fe 238.204 Recovery = Not calculated						
K 766.490†	16.9	-0.0199 mg/L		0.01981	-0.0199 mg/L	0.01981	99.31%
QC value	within limits for K 766.490 Recovery = Not calculated						
Li 670.784†	11.8	-0.0031 mg/L		0.00083	-0.0031 mg/L	0.00083	26.56%
QC value	within limits for Li 670.784 Recovery = Not calculated						
Mg 279.077†	115.2	-0.0189 mg/L		0.00357	-0.0189 mg/L	0.00357	18.89%
QC value	less than the lower limit for Mg 279.077 Recovery = Not calculated						
Mn 257.610†	46.5	-0.0022 mg/L		0.00005	-0.0022 mg/L	0.00005	2.16%
QC value	within limits for Mn 257.610 Recovery = Not calculated						
Mo 202.031†	8.7	0.0002 mg/L		0.00087	0.0002 mg/L	0.00087	394.73%
QC value	within limits for Mo 202.031 Recovery = Not calculated						
Na 589.592	310.1	-0.1325 mg/L		0.01623	-0.1325 mg/L	0.01623	12.24%
QC value	within limits for Na 589.592 Recovery = Not calculated						
Ni 231.604†	-5.6	-0.0029 mg/L		0.00008	-0.0029 mg/L	0.00008	2.92%
QC value	less than the lower limit for Ni 231.604 Recovery = Not calculated						
P 214.914†	0.9	0.0130 mg/L		0.00521	0.0130 mg/L	0.00521	40.13%
QC value	within limits for P 214.914 Recovery = Not calculated						
Pb 220.353†	-10.0	-0.0018 mg/L		0.00064	-0.0018 mg/L	0.00064	34.87%
QC value	within limits for Pb 220.353 Recovery = Not calculated						
Sb 206.836†	10.7	0.0038 mg/L		0.00024	0.0038 mg/L	0.00024	6.34%
QC value	within limits for Sb 206.836 Recovery = Not calculated						
Se 196.026†	3.5	0.0045 mg/L		0.00004	0.0045 mg/L	0.00004	0.91%
QC value	within limits for Se 196.026 Recovery = Not calculated						
Sn 189.927†	5.3	-0.0011 mg/L		0.00067	-0.0011 mg/L	0.00067	58.76%
QC value	within limits for Sn 189.927 Recovery = Not calculated						
Sr 407.771†	335.9	-0.0003 mg/L		0.00000	-0.0003 mg/L	0.00000	0.53%
QC value	within limits for Sr 407.771 Recovery = Not calculated						
Ti 337.279†	121.4	-0.0006 mg/L		0.00011	-0.0006 mg/L	0.00011	18.39%
QC value	within limits for Ti 337.279 Recovery = Not calculated						
Tl 190.801†	4.6	0.0021 mg/L		0.00575	0.0021 mg/L	0.00575	270.15%
QC value	within limits for Tl 190.801 Recovery = Not calculated						
V 292.402†	-69.9	-0.0009 mg/L		0.00001	-0.0009 mg/L	0.00001	0.64%
QC value	within limits for V 292.402 Recovery = Not calculated						
Zn 213.857†	48.8	-0.0003 mg/L		0.00012	-0.0003 mg/L	0.00012	38.43%
QC value	within limits for Zn 213.857 Recovery = Not calculated						
QC Failed. Continue with analysis.							

Sample ID: BG61321-blk1

Date Collected: 7/15/2006 6:11:29 PM

Analyst:

Data Type: Original

Initial Sample Wt:

Initial Sample Vol:

Dilution:

Sample Prep Vol:

Replicate Data: BG61321-blk1

Repl#	Analyte	Net		Corrected		Calib.		Sample		Analysis Time
		Intensity		Intensity		Conc. Units		Conc. Units		
1	K 766.490†	458.1		-31.0		-0.0434 mg/L		-0.0434 mg/L		18:13:05
1	Li 670.784†	81.5		11.2		-0.0031 mg/L		-0.0031 mg/L		18:13:05
1	Na 589.592	12481.1		13668.0		1.559 mg/L		1.559 mg/L		18:13:05
1	Y 371.029	3238443.6		3238443.6		0.974 mg/L				18:13:19
1	Ag 328.068†	-2204.1		107.6		-0.0010 mg/L		-0.0010 mg/L		18:13:24
1	Al 237.313†	-39.5		37.6		0.0028 mg/L		0.0028 mg/L		18:13:44
1	As 188.979†	5.5		0.0		-0.0011 mg/L		-0.0011 mg/L		18:13:44
1	B 182.528†	-2.7		2.5		0.0060 mg/L		0.0060 mg/L		18:13:44
1	Ba 233.527†	-108.4		22.4		-0.0010 mg/L		-0.0010 mg/L		18:13:44
1	Be 313.107†	2267.7		-124.1		0.0000 mg/L		0.0000 mg/L		18:13:24
1	Ca 315.886†	10251.7		10289.6		0.0732 mg/L		0.0732 mg/L		18:13:24
1	Cd 228.802†	141.9		25.1		0.0002 mg/L		0.0002 mg/L		18:13:44
1	Co 228.616†	-188.1		-12.5		-0.0021 mg/L		-0.0021 mg/L		18:13:44
1	Cr 267.716†	1795.1		965.8		0.0046 mg/L		0.0046 mg/L		18:13:24
1	Cu 324.752†	8138.1		1715.1		0.0048 mg/L		0.0048 mg/L		18:13:24
1	Fe 234.349†	2040.5		1106.9		0.0135 mg/L		0.0135 mg/L		18:13:44
1	Fe 238.204†	3539.4		2583.5		0.0116 mg/L		0.0116 mg/L		18:13:44
1	Mg 279.077†	558.9		154.6		-0.0173 mg/L		-0.0173 mg/L		18:13:24
1	Mn 257.610†	2341.4		749.1		-0.0013 mg/L		-0.0013 mg/L		18:13:24
1	Mo 202.031†	44.2		7.9		0.0002 mg/L		0.0002 mg/L		18:13:44
1	Ni 231.604†	88.4		68.7		-0.0003 mg/L		-0.0003 mg/L		18:13:44
1	P 214.914†	1498.5		1458.4		1.061 mg/L		1.061 mg/L		18:13:44
1	Pb 220.353†	-145.7		2.3		-0.0004 mg/L		-0.0004 mg/L		18:13:44
1	Sb 206.836†	15.2		8.2		0.0024 mg/L		0.0024 mg/L		18:13:44
1	Se 196.026†	-10.4		-2.4		-0.0033 mg/L		-0.0033 mg/L		18:13:44
1	Sn 189.927†	112.1		32.2		0.0067 mg/L		0.0067 mg/L		18:13:44
1	Sr 407.771†	7475.2		1359.9		-0.0003 mg/L		-0.0003 mg/L		18:13:19
1	Ti 337.279†	-1793.2		268.5		-0.0004 mg/L		-0.0004 mg/L		18:13:24
1	Tl 190.801†	1.9		1.9		-0.0001 mg/L		-0.0001 mg/L		18:13:44
1	V 292.402†	-1605.2		-104.6		-0.0010 mg/L		-0.0010 mg/L		18:13:24
1	Zn 213.857†	993.4		388.3		0.0044 mg/L		0.0044 mg/L		18:13:44
2	K 766.490†	531.8		47.4		-0.0050 mg/L		-0.0050 mg/L		18:13:11
2	Li 670.784†	106.8		37.7		-0.0024 mg/L		-0.0024 mg/L		18:13:11
2	Na 589.592	12540.5		13727.4		1.566 mg/L		1.566 mg/L		18:13:11
2	Y 371.029	3222024.9		3222024.9		0.969 mg/L				18:13:50
2	Ag 328.068†	-2265.1		33.1		-0.0012 mg/L		-0.0012 mg/L		18:13:55
2	Al 237.313†	-53.1		23.5		0.0011 mg/L		0.0011 mg/L		18:14:16
2	As 188.979†	4.8		-0.7		-0.0022 mg/L		-0.0022 mg/L		18:14:16
2	B 182.528†	-2.4		2.8		0.0067 mg/L		0.0067 mg/L		18:14:16
2	Ba 233.527†	-130.2		-0.7		-0.0013 mg/L		-0.0013 mg/L		18:14:16
2	Be 313.107†	2214.4		-167.2		0.0000 mg/L		0.0000 mg/L		18:13:55
2	Ca 315.886†	10159.5		10248.2		0.0729 mg/L		0.0729 mg/L		18:13:55
2	Cd 228.802†	144.2		28.3		0.0003 mg/L		0.0003 mg/L		18:14:16
2	Co 228.616†	-166.5		8.7		-0.0015 mg/L		-0.0015 mg/L		18:14:16
2	Cr 267.716†	1794.1		974.2		0.0046 mg/L		0.0046 mg/L		18:13:55
2	Cu 324.752†	8045.4		1662.0		0.0046 mg/L		0.0046 mg/L		18:13:55
2	Fe 234.349†	2031.9		1108.6		0.0136 mg/L		0.0136 mg/L		18:14:16
2	Fe 238.204†	3547.5		2610.4		0.0118 mg/L		0.0118 mg/L		18:14:16
2	Mg 279.077†	598.0		197.9		-0.0156 mg/L		-0.0156 mg/L		18:13:55
2	Mn 257.610†	2269.6		687.3		-0.0014 mg/L		-0.0014 mg/L		18:13:55
2	Mo 202.031†	53.8		18.0		0.0009 mg/L		0.0009 mg/L		18:14:16
2	Ni 231.604†	93.0		73.9		-0.0001 mg/L		-0.0001 mg/L		18:14:16
2	P 214.914†	1511.6		1479.7		1.076 mg/L		1.076 mg/L		18:14:16
2	Pb 220.353†	-164.8		-18.1		-0.0028 mg/L		-0.0028 mg/L		18:14:16
2	Sb 206.836†	5.7		-1.5		-0.0028 mg/L		-0.0028 mg/L		18:14:16
2	Se 196.026†	-7.1		0.9		0.0011 mg/L		0.0011 mg/L		18:14:16
2	Sn 189.927†	107.3		27.7		0.0054 mg/L		0.0054 mg/L		18:14:16
2	Sr 407.771†	7166.0		1080.0		-0.0003 mg/L		-0.0003 mg/L		18:13:50
2	Ti 337.279†	-1697.0		358.4		-0.0003 mg/L		-0.0003 mg/L		18:13:55
2	Tl 190.801†	-2.3		-2.4		-0.0036 mg/L		-0.0036 mg/L		18:14:16
2	V 292.402†	-1496.6		-0.9		-0.0006 mg/L		-0.0006 mg/L		18:13:55
2	Zn 213.857†	989.3		389.3		0.0044 mg/L		0.0044 mg/L		18:14:16

Mean Data: BG61321-blk1

Analyte	Mean Corrected Intensity	Calib Conc. Units	Std.Dev.	Sample Conc. Units	Std.Dev.	RSD
Y 371.029	3230234.3	0.972 mg/L	0.0035			0.36%
Ag 328.068†	70.3	-0.0011 mg/L	0.00019	-0.0011 mg/L	0.00019	16.95%
Al 237.313†	30.5	0.0020 mg/L	0.00121	0.0020 mg/L	0.00121	60.81%
As 188.979†	-0.3	-0.0017 mg/L	0.00074	-0.0017 mg/L	0.00074	44.93%
B 182.528†	2.7	0.0063 mg/L	0.00052	0.0063 mg/L	0.00052	8.18%
Ba 233.527†	10.9	-0.0011 mg/L	0.00015	-0.0011 mg/L	0.00015	13.12%
Be 313.107†	-145.7	0.0000 mg/L	0.00001	0.0000 mg/L	0.00001	20.65%
Ca 315.886†	10268.9	0.0731 mg/L	0.00022	0.0731 mg/L	0.00022	0.30%
Cd 228.802†	26.7	0.0002 mg/L	0.00007	0.0002 mg/L	0.00007	26.90%
Co 228.616†	-1.9	-0.0018 mg/L	0.00044	-0.0018 mg/L	0.00044	24.76%
Cr 267.716†	970.0	0.0046 mg/L	0.00004	0.0046 mg/L	0.00004	0.86%
Cu 324.752†	1688.5	0.0047 mg/L	0.00013	0.0047 mg/L	0.00013	2.84%
Fe 234.349†	1107.8	0.0136 mg/L	0.00003	0.0136 mg/L	0.00003	0.19%
Fe 238.204†	2596.9	0.0117 mg/L	0.00017	0.0117 mg/L	0.00017	1.44%
K 766.490†	8.2	-0.0242 mg/L	0.02714	-0.0242 mg/L	0.02714	112.05%
Li 670.784†	24.4	-0.0028 mg/L	0.00053	-0.0028 mg/L	0.00053	19.14%
Mg 279.077†	176.2	-0.0164 mg/L	0.00122	-0.0164 mg/L	0.00122	7.43%
Mn 257.610†	718.2	-0.0014 mg/L	0.00005	-0.0014 mg/L	0.00005	4.02%
Mo 202.031†	12.9	0.0005 mg/L	0.00056	0.0005 mg/L	0.00056	101.32%
Na 589.592	13697.7	1.563 mg/L	0.0053	1.563 mg/L	0.0053	0.34%
Ni 231.604†	71.3	-0.0002 mg/L	0.00013	-0.0002 mg/L	0.00013	58.67%
P 214.914†	1469.1	1.068 mg/L	0.0108	1.068 mg/L	0.0108	1.01%
Pb 220.353†	-7.9	-0.0016 mg/L	0.00171	-0.0016 mg/L	0.00171	108.29%
Sb 206.836†	3.3	-0.0002 mg/L	0.00365	-0.0002 mg/L	0.00365	>999.9%
Se 196.026†	-0.8	-0.0011 mg/L	0.00312	-0.0011 mg/L	0.00312	280.51%
Sn 189.927†	30.0	0.0061 mg/L	0.00092	0.0061 mg/L	0.00092	15.12%
Sr 407.771†	1219.9	-0.0003 mg/L	0.00001	-0.0003 mg/L	0.00001	3.32%
Ti 337.279†	313.5	-0.0003 mg/L	0.00009	-0.0003 mg/L	0.00009	27.48%
Tl 190.801†	-0.3	-0.0018 mg/L	0.00248	-0.0018 mg/L	0.00248	136.41%
V 292.402†	-52.7	-0.0008 mg/L	0.00030	-0.0008 mg/L	0.00030	38.13%
Zn 213.857†	388.8	0.0044 mg/L	0.00001	0.0044 mg/L	0.00001	0.22%

Sequence No.: 16

Sample ID: BG61320-blk1

Analyst:

Initial Sample Wt:

Dilution:

Autosampler Location: 10

Date Collected: 7/15/2006 6:15:53 PM

Data Type: Original

Initial Sample Vol:

Sample Prep Vol:

Replicate Data: BG61320-blk1

Repl#	Analyte	Net Intensity	Corrected Intensity	Calib. Conc. Units	Sample Conc. Units	Analysis Time
1	K 766.490†	481.6	0.6	-0.0279 mg/L	-0.0279 mg/L	18:17:26
1	Li 670.784†	102.2	34.1	-0.0025 mg/L	-0.0025 mg/L	18:17:26
1	Na 589.592	11889.5	13076.3	1.484 mg/L	1.484 mg/L	18:17:26
1	Y 371.029	3189821.1	3189821.1	0.960 mg/L		18:17:39
1	Ag 328.068†	-2349.9	-78.8	-0.0016 mg/L	-0.0016 mg/L	18:17:44
1	Al 237.313†	14.6	93.4	0.0095 mg/L	0.0095 mg/L	18:18:05
1	As 188.979†	4.4	-1.0	-0.0027 mg/L	-0.0027 mg/L	18:18:05
1	B 182.528†	-2.1	3.1	0.0075 mg/L	0.0075 mg/L	18:18:05
1	Ba 233.527†	370.2	519.4	0.0036 mg/L	0.0036 mg/L	18:18:05
1	Be 313.107†	2263.0	-93.6	0.0000 mg/L	0.0000 mg/L	18:17:44
1	Ca 315.886†	11496.5	11747.3	0.0843 mg/L	0.0843 mg/L	18:17:44
1	Cd 228.802†	145.9	31.6	0.0004 mg/L	0.0004 mg/L	18:18:05
1	Co 228.616†	-175.7	-2.6	-0.0018 mg/L	-0.0018 mg/L	18:18:05
1	Cr 267.716†	1804.8	1004.0	0.0049 mg/L	0.0049 mg/L	18:17:44
1	Cu 324.752†	8372.3	2086.5	0.0061 mg/L	0.0061 mg/L	18:17:44
1	Fe 234.349†	2517.6	1636.0	0.0251 mg/L	0.0251 mg/L	18:17:44
1	Fe 238.204†	4796.4	3948.7	0.0236 mg/L	0.0236 mg/L	18:17:44
1	Mg 279.077†	603.4	209.8	-0.0151 mg/L	-0.0151 mg/L	18:17:44
1	Mn 257.610†	2760.7	1222.6	-0.0007 mg/L	-0.0007 mg/L	18:17:44
1	Mo 202.031†	28.3	-8.0	-0.0011 mg/L	-0.0011 mg/L	18:18:05
1	Ni 231.604†	96.0	78.0	0.0000 mg/L	0.0000 mg/L	18:18:05
1	P 214.914†	1445.4	1426.5	1.038 mg/L	1.038 mg/L	18:18:05
1	Pb 220.353†	-108.0	39.3	0.0040 mg/L	0.0040 mg/L	18:18:05
1	Sb 206.836†	9.5	2.5	-0.0007 mg/L	-0.0007 mg/L	18:18:05
1	Se 196.026†	-11.3	-3.5	-0.0047 mg/L	-0.0047 mg/L	18:18:05

1	Sn 189.927†	112.0	33.7	0.0072 mg/L	0.0072 mg/L	18:18:05
1	Sr 407.771†	9564.0	3653.6	-0.0002 mg/L	-0.0002 mg/L	18:17:39
1	Ti 337.279†	-1723.7	312.9	-0.0003 mg/L	-0.0003 mg/L	18:17:44
1	Tl 190.801†	-2.6	-2.7	-0.0038 mg/L	-0.0038 mg/L	18:18:05
1	V 292.402†	-1557.1	-79.5	-0.0009 mg/L	-0.0009 mg/L	18:17:44
1	Zn 213.857†	1372.1	798.4	0.0100 mg/L	0.0100 mg/L	18:18:05
2	K 766.490†	451.7	-38.1	-0.0469 mg/L	-0.0469 mg/L	18:17:31
2	Li 670.784†	82.3	11.9	-0.0031 mg/L	-0.0031 mg/L	18:17:31
2	Na 589.592	12101.1	13288.0	1.511 mg/L	1.511 mg/L	18:17:31
2	Y 371.029	3242226.3	3242226.3	0.975 mg/L	0.975 mg/L	18:18:11
2	Ag 328.068†	-2334.6	-23.6	-0.0014 mg/L	-0.0014 mg/L	18:18:16
2	Al 237.313†	-7.6	70.4	0.0067 mg/L	0.0067 mg/L	18:18:36
2	As 188.979†	6.7	1.3	0.0006 mg/L	0.0006 mg/L	18:18:36
2	B 182.528†	-3.4	1.8	0.0042 mg/L	0.0042 mg/L	18:18:36
2	Ba 233.527†	374.4	517.5	0.0035 mg/L	0.0035 mg/L	18:18:36
2	Be 313.107†	2327.6	-65.4	0.0000 mg/L	0.0000 mg/L	18:18:16
2	Ca 315.886†	11411.6	11466.6	0.0821 mg/L	0.0821 mg/L	18:18:16
2	Cd 228.802†	144.4	27.6	0.0003 mg/L	0.0003 mg/L	18:18:36
2	Co 228.616†	-180.1	-4.1	-0.0018 mg/L	-0.0018 mg/L	18:18:36
2	Cr 267.716†	1721.2	887.8	0.0041 mg/L	0.0041 mg/L	18:18:16
2	Cu 324.752†	8400.8	1974.7	0.0057 mg/L	0.0057 mg/L	18:18:16
2	Fe 234.349†	2520.5	1596.5	0.0243 mg/L	0.0243 mg/L	18:18:16
2	Fe 238.204†	4860.1	3933.2	0.0235 mg/L	0.0235 mg/L	18:18:16
2	Mg 279.077†	650.1	247.5	-0.0136 mg/L	-0.0136 mg/L	18:18:16
2	Mn 257.610†	2728.0	1142.7	-0.0008 mg/L	-0.0008 mg/L	18:18:16
2	Mo 202.031†	55.7	19.6	0.0011 mg/L	0.0011 mg/L	18:18:36
2	Ni 231.604†	92.1	72.4	-0.0002 mg/L	-0.0002 mg/L	18:18:36
2	P 214.914†	1447.9	1404.7	1.022 mg/L	1.022 mg/L	18:18:36
2	Pb 220.353†	-125.8	22.9	0.0021 mg/L	0.0021 mg/L	18:18:36
2	Sb 206.836†	20.1	13.2	0.0050 mg/L	0.0050 mg/L	18:18:36
2	Se 196.026†	-7.8	0.3	0.0003 mg/L	0.0003 mg/L	18:18:36
2	Sn 189.927†	125.4	45.6	0.0106 mg/L	0.0106 mg/L	18:18:36
2	Sr 407.771†	9661.2	3592.1	-0.0002 mg/L	-0.0002 mg/L	18:18:11
2	Ti 337.279†	-1759.6	305.1	-0.0003 mg/L	-0.0003 mg/L	18:18:16
2	Tl 190.801†	-6.1	-6.3	-0.0067 mg/L	-0.0067 mg/L	18:18:36
2	V 292.402†	-1505.3	-0.2	-0.0006 mg/L	-0.0006 mg/L	18:18:16
2	Zn 213.857†	1370.2	773.4	0.0097 mg/L	0.0097 mg/L	18:18:36

Mean Data: BG61320-blk1

Analyte	Mean Corrected Intensity	Conc.	Calib Units	Std.Dev.	Conc. Units	Std.Dev.	RSD
Y 371.029	3216023.7	0.968	mg/L	0.0111			1.15%
Ag 328.068†	-51.2	-0.0015	mg/L	0.00014	-0.0015	0.00014	9.10%
Al 237.313†	81.9	0.0081	mg/L	0.00196	0.0081	0.00196	24.13%
As 188.979†	0.1	-0.0010	mg/L	0.00234	-0.0010	0.00234	230.04%
B 182.528†	2.5	0.0058	mg/L	0.00236	0.0058	0.00236	40.49%
Ba 233.527†	518.5	0.0035	mg/L	0.00001	0.0035	0.00001	0.34%
Be 313.107†	-79.5	0.0000	mg/L	0.00000	0.0000	0.00000	8.88%
Ca 315.886†	11606.9	0.0832	mg/L	0.00150	0.0832	0.00150	1.81%
Cd 228.802†	29.6	0.0003	mg/L	0.00009	0.0003	0.00009	27.67%
Co 228.616†	-3.4	-0.0018	mg/L	0.00003	-0.0018	0.00003	1.76%
Cr 267.716†	945.9	0.0045	mg/L	0.00056	0.0045	0.00056	12.51%
Cu 324.752†	2030.6	0.0059	mg/L	0.00028	0.0059	0.00028	4.75%
Fe 234.349†	1616.2	0.0247	mg/L	0.00061	0.0247	0.00061	2.47%
Fe 238.204†	3941.0	0.0235	mg/L	0.00010	0.0235	0.00010	0.41%
K 766.490†	-18.8	-0.0374	mg/L	0.01340	-0.0374	0.01340	35.82%
Li 670.784†	23.0	-0.0028	mg/L	0.00044	-0.0028	0.00044	15.76%
Mg 279.077†	228.6	-0.0143	mg/L	0.00106	-0.0143	0.00106	7.41%
Mn 257.610†	1182.7	-0.0008	mg/L	0.00007	-0.0008	0.00007	9.11%
Mo 202.031†	5.8	0.0000	mg/L	0.00152	0.0000	0.00152	>999.9%
Na 589.592	13182.2	1.497	mg/L	0.0189	1.497	0.0189	1.27%
Ni 231.604†	75.2	-0.0001	mg/L	0.00014	-0.0001	0.00014	156.61%
P 214.914†	1415.6	1.030	mg/L	0.0111	1.030	0.0111	1.08%
Pb 220.353†	31.1	0.0030	mg/L	0.00138	0.0030	0.00138	45.30%
Sb 206.836†	7.8	0.0022	mg/L	0.00401	0.0022	0.00401	183.89%
Se 196.026†	-1.6	-0.0022	mg/L	0.00352	-0.0022	0.00352	158.78%
Sn 189.927†	39.7	0.0089	mg/L	0.00245	0.0089	0.00245	27.58%
Sr 407.771†	3622.8	-0.0002	mg/L	0.00000	-0.0002	0.00000	1.22%
Ti 337.279†	309.0	-0.0003	mg/L	0.00001	-0.0003	0.00001	2.34%
Tl 190.801†	-4.5	-0.0053	mg/L	0.00204	-0.0053	0.00204	38.63%
V 292.402†	-39.9	-0.0007	mg/L	0.00025	-0.0007	0.00025	33.31%

Zn 213.857† 785.9 0.0098 mg/L 0.00024 0.0098 mg/L 0.00024 2.47%

Sequence No.: 17

Sample ID: BG61320-bs1

Analyst:

Initial Sample Wt:

Dilution:

Autosampler Location: 11

Date Collected: 7/15/2006 6:20:14 PM

Data Type: Original

Initial Sample Vol:

Sample Prep Vol:

Replicate Data: BG61320-bs1

Repl#	Analyte	Net Intensity	Corrected Intensity	Calib. Conc. Units	Sample Conc. Units	Analysis Time
1	K 766.490†	49043.2	50911.7	24.89 mg/L	24.89 mg/L	18:21:52
1	Li 670.784†	17147.5	17903.6	0.5036 mg/L	0.5036 mg/L	18:21:52
1	Na 589.592	190512.6	191699.5	24.10 mg/L	24.10 mg/L	18:21:52
1	Y 371.029	3170826.8	3170826.8	0.954 mg/L		18:22:06
1	Ag 328.068†	64578.7	70069.0	0.2489 mg/L	0.2489 mg/L	18:22:12
1	Al 237.313†	19244.3	20252.4	2.432 mg/L	2.432 mg/L	18:22:12
1	As 188.979†	309.2	318.6	0.4611 mg/L	0.4611 mg/L	18:22:32
1	B 182.528†	170.3	183.8	0.4618 mg/L	0.4618 mg/L	18:22:32
1	Ba 233.527†	51170.3	53776.4	0.4961 mg/L	0.4961 mg/L	18:22:12
1	Be 313.107†	229663.2	238308.6	0.0488 mg/L	0.0488 mg/L	18:22:06
1	Ca 315.886†	642804.7	673631.5	5.099 mg/L	5.099 mg/L	18:22:06
1	Cd 228.802†	8945.6	9257.4	0.2433 mg/L	0.2433 mg/L	18:22:32
1	Co 228.616†	16107.3	17066.1	0.4945 mg/L	0.4945 mg/L	18:22:12
1	Cr 267.716†	72186.0	74797.2	0.5051 mg/L	0.5051 mg/L	18:22:12
1	Cu 324.752†	142825.2	143088.3	0.5100 mg/L	0.5100 mg/L	18:22:12
1	Fe 234.349†	112565.2	117016.6	2.548 mg/L	2.548 mg/L	18:22:12
1	Fe 238.204†	278779.4	291200.4	2.562 mg/L	2.562 mg/L	18:22:12
1	Mg 279.077†	118699.5	124015.9	4.932 mg/L	4.932 mg/L	18:22:12
1	Mn 257.610†	389573.4	406743.1	0.5078 mg/L	0.5078 mg/L	18:22:12
1	Mo 202.031†	6193.0	6454.7	0.5012 mg/L	0.5012 mg/L	18:22:32
1	Ni 231.604†	13825.2	14471.2	0.4942 mg/L	0.4942 mg/L	18:22:12
1	P 214.914†	6388.3	6617.3	4.769 mg/L	4.769 mg/L	18:22:32
1	Pb 220.353†	3805.6	4141.4	0.4911 mg/L	0.4911 mg/L	18:22:32
1	Sb 206.836†	882.2	917.5	0.4728 mg/L	0.4728 mg/L	18:22:32
1	Se 196.026†	673.5	714.3	0.9362 mg/L	0.9362 mg/L	18:22:32
1	Sn 189.927†	1767.9	1770.4	0.5146 mg/L	0.5146 mg/L	18:22:32
1	Sr 407.771†	1076872.6	1122593.5	0.0500 mg/L	0.0500 mg/L	18:22:06
1	Ti 337.279†	343259.5	361954.7	0.4993 mg/L	0.4993 mg/L	18:22:12
1	Tl 190.801†	564.6	591.8	0.4825 mg/L	0.4825 mg/L	18:22:32
1	V 292.402†	117686.5	124916.1	0.5031 mg/L	0.5031 mg/L	18:22:12
1	Zn 213.857†	34686.7	35731.4	0.4907 mg/L	0.4907 mg/L	18:22:12
2	K 766.490†	48595.1	50398.5	24.64 mg/L	24.64 mg/L	18:21:57
2	Li 670.784†	16913.6	17643.2	0.4962 mg/L	0.4962 mg/L	18:21:57
2	Na 589.592	188223.5	189410.4	23.81 mg/L	23.81 mg/L	18:21:57
2	Y 371.029	3173529.2	3173529.2	0.955 mg/L		18:22:38
2	Ag 328.068†	64348.8	69770.5	0.2478 mg/L	0.2478 mg/L	18:22:44
2	Al 237.313†	19204.6	20193.6	2.425 mg/L	2.425 mg/L	18:22:44
2	As 188.979†	312.4	321.7	0.4656 mg/L	0.4656 mg/L	18:23:04
2	B 182.528†	172.9	186.4	0.4684 mg/L	0.4684 mg/L	18:23:04
2	Ba 233.527†	50764.0	53305.2	0.4918 mg/L	0.4918 mg/L	18:22:44
2	Be 313.107†	229955.1	238409.3	0.0488 mg/L	0.0488 mg/L	18:22:38
2	Ca 315.886†	642819.7	673073.4	5.094 mg/L	5.094 mg/L	18:22:38
2	Cd 228.802†	8962.6	9267.2	0.2435 mg/L	0.2435 mg/L	18:23:04
2	Co 228.616†	15986.9	16925.7	0.4904 mg/L	0.4904 mg/L	18:22:44
2	Cr 267.716†	71714.1	74238.5	0.5014 mg/L	0.5014 mg/L	18:22:44
2	Cu 324.752†	141992.4	142088.5	0.5065 mg/L	0.5065 mg/L	18:22:44
2	Fe 234.349†	111656.2	115964.1	2.525 mg/L	2.525 mg/L	18:22:44
2	Fe 238.204†	276745.3	288820.9	2.541 mg/L	2.541 mg/L	18:22:44
2	Mg 279.077†	117493.7	122647.0	4.878 mg/L	4.878 mg/L	18:22:44
2	Mn 257.610†	386785.5	403475.2	0.5037 mg/L	0.5037 mg/L	18:22:44
2	Mo 202.031†	6194.0	6450.2	0.5008 mg/L	0.5008 mg/L	18:23:04
2	Ni 231.604†	13744.0	14373.8	0.4909 mg/L	0.4909 mg/L	18:22:44
2	P 214.914†	6402.4	6626.3	4.776 mg/L	4.776 mg/L	18:23:04
2	Pb 220.353†	3782.5	4113.8	0.4879 mg/L	0.4879 mg/L	18:23:04
2	Sb 206.836†	887.1	921.8	0.4752 mg/L	0.4752 mg/L	18:23:04
2	Se 196.026†	679.1	719.6	0.9431 mg/L	0.9431 mg/L	18:23:04
2	Sn 189.927†	1771.8	1772.9	0.5153 mg/L	0.5153 mg/L	18:23:04
2	Sr 407.771†	1077483.0	1122271.5	0.0500 mg/L	0.0500 mg/L	18:22:38
2	Ti 337.279†	341125.3	359412.8	0.4958 mg/L	0.4958 mg/L	18:22:44

2	Tl 190.801†	568.9	595.9	0.4857 mg/L	0.4857 mg/L	18:23:04
2	V 292.402†	116861.9	123947.3	0.4993 mg/L	0.4993 mg/L	18:22:44
2	Zn 213.857†	34319.6	35315.9	0.4850 mg/L	0.4850 mg/L	18:22:44

Mean Data: BG61320-bs1

Analyte	Mean Corrected Intensity	Conc.	Calib Units	Std.Dev.	Conc. Units	Sample Std.Dev.	RSD
Y 371.029	3172178.0	0.954	mg/L	0.0006			0.06%
Ag 328.068†	69919.8	0.2483	mg/L	0.00075	0.2483 mg/L	0.00075	0.30%
Al 237.313†	20223.0	2.429	mg/L	0.0050	2.429 mg/L	0.0050	0.20%
As 188.979†	320.1	0.4633	mg/L	0.00316	0.4633 mg/L	0.00316	0.68%
B 182.528†	185.1	0.4651	mg/L	0.00465	0.4651 mg/L	0.00465	1.00%
Ba 233.527†	53540.8	0.4940	mg/L	0.00308	0.4940 mg/L	0.00308	0.62%
Be 313.107†	238358.9	0.0488	mg/L	0.00002	0.0488 mg/L	0.00002	0.03%
Ca 315.886†	673352.5	5.096	mg/L	0.0030	5.096 mg/L	0.0030	0.06%
Cd 228.802†	9262.3	0.2434	mg/L	0.00015	0.2434 mg/L	0.00015	0.06%
Co 228.616†	16995.9	0.4925	mg/L	0.00289	0.4925 mg/L	0.00289	0.59%
Cr 267.716†	74517.9	0.5032	mg/L	0.00268	0.5032 mg/L	0.00268	0.53%
Cu 324.752†	142588.4	0.5082	mg/L	0.00253	0.5082 mg/L	0.00253	0.50%
Fe 234.349†	116490.4	2.537	mg/L	0.0163	2.537 mg/L	0.0163	0.64%
Fe 238.204†	290010.6	2.551	mg/L	0.0149	2.551 mg/L	0.0149	0.58%
K 766.490†	50655.1	24.77	mg/L	0.178	24.77 mg/L	0.178	0.72%
Li 670.784†	17773.4	0.4999	mg/L	0.00521	0.4999 mg/L	0.00521	1.04%
Mg 279.077†	123331.5	4.905	mg/L	0.0387	4.905 mg/L	0.0387	0.79%
Mn 257.610†	405109.2	0.5057	mg/L	0.00290	0.5057 mg/L	0.00290	0.57%
Mo 202.031†	6452.5	0.5010	mg/L	0.00025	0.5010 mg/L	0.00025	0.05%
Na 589.592	190554.9	23.96	mg/L	0.205	23.96 mg/L	0.205	0.86%
Ni 231.604†	14422.5	0.4925	mg/L	0.00237	0.4925 mg/L	0.00237	0.48%
P 214.914†	6621.8	4.773	mg/L	0.0046	4.773 mg/L	0.0046	0.10%
Pb 220.353†	4127.6	0.4895	mg/L	0.00231	0.4895 mg/L	0.00231	0.47%
Sb 206.836†	919.6	0.4740	mg/L	0.00165	0.4740 mg/L	0.00165	0.35%
Se 196.026†	716.9	0.9396	mg/L	0.00491	0.9396 mg/L	0.00491	0.52%
Sn 189.927†	1771.7	0.5149	mg/L	0.00051	0.5149 mg/L	0.00051	0.10%
Sr 407.771†	1122432.5	0.0500	mg/L	0.00001	0.0500 mg/L	0.00001	0.02%
Ti 337.279†	360683.8	0.4976	mg/L	0.00248	0.4976 mg/L	0.00248	0.50%
Tl 190.801†	593.8	0.4841	mg/L	0.00231	0.4841 mg/L	0.00231	0.48%
V 292.402†	124431.7	0.5012	mg/L	0.00272	0.5012 mg/L	0.00272	0.54%
Zn 213.857†	35523.7	0.4878	mg/L	0.00405	0.4878 mg/L	0.00405	0.83%

Matrix Recovery Check: BG61320-bs1

Analyte	Expected Conc.	Measured Conc.	Std. Dev.	Units	Recovery (%)
K 766.490	24.96	24.77	0.178	mg/L	99.2
Li 670.784	0.4972	0.4999	0.005	mg/L	100.5
Na 589.592	26.50	23.96	0.205	mg/L	89.8
Ag 328.068	0.2485	0.2483	0.001	mg/L	100.0
Al 237.313	2.508	2.429	0.005	mg/L	96.8
As 188.979	0.4990	0.4633	0.003	mg/L	92.9
B 182.528	0.5058	0.4651	0.005	mg/L	91.9
Ba 233.527	0.5035	0.4940	0.003	mg/L	98.1
Be 313.107	0.0500	0.0488	0.000	mg/L	97.5
Ca 315.886	5.083	5.096	0.003	mg/L	100.3
Cd 228.802	0.2503	0.2434	0.000	mg/L	97.2
Co 228.616	0.4982	0.4925	0.003	mg/L	98.9
Cr 267.716	0.5045	0.5032	0.003	mg/L	99.8
Cu 324.752	0.5059	0.5082	0.003	mg/L	100.5
Fe 234.349	2.525	2.537	0.016	mg/L	100.5
Fe 238.204	2.524	2.551	0.015	mg/L	101.1
Mg 279.077	4.986	4.905	0.039	mg/L	98.4
Mn 257.610	0.4992	0.5057	0.003	mg/L	101.3
Mo 202.031	0.5000	0.5010	0.000	mg/L	100.2
Ni 231.604	0.4999	0.4925	0.002	mg/L	98.5
P 214.914	6.030	4.773	0.005	mg/L	74.9
Pb 220.353	0.5030	0.4895	0.002	mg/L	97.3
Sb 206.836	0.5022	0.4740	0.002	mg/L	94.4
Se 196.026	0.9978	0.9396	0.005	mg/L	94.2
Sn 189.927	0.5089	0.5149	0.001	mg/L	101.2
Sr 407.771	0.0498	0.0500	0.000	mg/L	100.3
Ti 337.279	0.4997	0.4976	0.002	mg/L	99.6
Tl 190.801	0.4947	0.4841	0.002	mg/L	97.9

V 292.402	0.4993	0.5012	0.003	mg/L	100.4
Zn 213.857	0.5098	0.4878	0.004	mg/L	95.6

Sequence No.: 18
 Sample ID: BG61320-bsd1
 Analyst:
 Initial Sample Wt:
 Dilution:

Autosampler Location: 12
 Date Collected: 7/15/2006 6:24:42 PM
 Data Type: Original
 Initial Sample Vol:
 Sample Prep Vol:

Replicate Data: BG61320-bsd1

Repl#	Analyte	Net Intensity	Corrected Intensity	Calib. Conc. Units	Sample Conc. Units	Analysis Time
1	K 766.490†	50798.1	52722.4	25.78 mg/L	25.78 mg/L	18:26:17
1	Li 670.784†	17396.2	18154.4	0.5107 mg/L	0.5107 mg/L	18:26:17
1	Na 589.592	193177.0	194363.9	24.44 mg/L	24.44 mg/L	18:26:17
1	Y 371.029	3172554.2	3172554.2	0.954 mg/L	0.954 mg/L	18:26:32
1	Ag 328.068†	65218.7	70702.7	0.2511 mg/L	0.2511 mg/L	18:26:37
1	Al 237.313†	19480.0	20488.3	2.461 mg/L	2.461 mg/L	18:26:37
1	As 188.979†	312.3	321.6	0.4654 mg/L	0.4654 mg/L	18:26:57
1	B 182.528†	178.5	192.4	0.4834 mg/L	0.4834 mg/L	18:26:57
1	Ba 233.527†	51493.4	54085.8	0.4990 mg/L	0.4990 mg/L	18:26:37
1	Be 313.107†	233267.4	241953.9	0.0496 mg/L	0.0496 mg/L	18:26:32
1	Ca 315.886†	652109.8	683014.1	5.170 mg/L	5.170 mg/L	18:26:32
1	Cd 228.802†	9049.2	9360.8	0.2460 mg/L	0.2460 mg/L	18:26:57
1	Co 228.616†	16236.9	17192.7	0.4982 mg/L	0.4982 mg/L	18:26:37
1	Cr 267.716†	72560.4	75148.3	0.5075 mg/L	0.5075 mg/L	18:26:37
1	Cu 324.752†	143821.9	144051.0	0.5135 mg/L	0.5135 mg/L	18:26:37
1	Fe 234.349†	112889.9	117292.7	2.554 mg/L	2.554 mg/L	18:26:37
1	Fe 238.204†	280398.1	292737.2	2.575 mg/L	2.575 mg/L	18:26:37
1	Mg 279.077†	118891.8	124149.6	4.938 mg/L	4.938 mg/L	18:26:37
1	Mn 257.610†	385821.8	402590.0	0.5026 mg/L	0.5026 mg/L	18:26:32
1	Mo 202.031†	6275.4	6537.5	0.5076 mg/L	0.5076 mg/L	18:26:57
1	Ni 231.604†	14042.0	14690.5	0.5017 mg/L	0.5017 mg/L	18:26:37
1	P 214.914†	6470.5	6699.7	4.829 mg/L	4.829 mg/L	18:26:57
1	Pb 220.353†	3847.2	4182.7	0.4961 mg/L	0.4961 mg/L	18:26:57
1	Sb 206.836†	889.0	924.1	0.4763 mg/L	0.4763 mg/L	18:26:57
1	Se 196.026†	672.4	712.8	0.9342 mg/L	0.9342 mg/L	18:26:57
1	Sn 189.927†	1787.6	1790.0	0.5203 mg/L	0.5203 mg/L	18:26:57
1	Sr 407.771†	1092420.0	1138268.6	0.0507 mg/L	0.0507 mg/L	18:26:32
1	Ti 337.279†	344412.4	362966.7	0.5007 mg/L	0.5007 mg/L	18:26:37
1	Tl 190.801†	575.4	602.8	0.4913 mg/L	0.4913 mg/L	18:26:57
1	V 292.402†	118423.0	125620.6	0.5060 mg/L	0.5060 mg/L	18:26:37
1	Zn 213.857†	34683.9	35708.7	0.4903 mg/L	0.4903 mg/L	18:26:37
2	K 766.490†	49359.7	51240.1	25.05 mg/L	25.05 mg/L	18:26:22
2	Li 670.784†	17130.8	17885.0	0.5031 mg/L	0.5031 mg/L	18:26:22
2	Na 589.592	192857.4	194044.3	24.40 mg/L	24.40 mg/L	18:26:22
2	Y 371.029	3171032.1	3171032.1	0.954 mg/L	0.954 mg/L	18:27:04
2	Ag 328.068†	65013.7	70520.6	0.2505 mg/L	0.2505 mg/L	18:27:10
2	Al 237.313†	19577.1	20600.0	2.474 mg/L	2.474 mg/L	18:27:10
2	As 188.979†	317.7	327.4	0.4739 mg/L	0.4739 mg/L	18:27:30
2	B 182.528†	177.1	190.9	0.4797 mg/L	0.4797 mg/L	18:27:30
2	Ba 233.527†	51661.8	54288.2	0.5009 mg/L	0.5009 mg/L	18:27:10
2	Be 313.107†	232928.9	241716.2	0.0495 mg/L	0.0495 mg/L	18:27:04
2	Ca 315.886†	650400.3	681550.1	5.159 mg/L	5.159 mg/L	18:27:04
2	Cd 228.802†	9048.3	9364.5	0.2461 mg/L	0.2461 mg/L	18:27:30
2	Co 228.616†	16284.8	17251.1	0.4999 mg/L	0.4999 mg/L	18:27:10
2	Cr 267.716†	72991.3	75636.5	0.5108 mg/L	0.5108 mg/L	18:27:10
2	Cu 324.752†	144532.1	144867.8	0.5164 mg/L	0.5164 mg/L	18:27:10
2	Fe 234.349†	113693.5	118191.7	2.574 mg/L	2.574 mg/L	18:27:10
2	Fe 238.204†	281599.7	294137.8	2.588 mg/L	2.588 mg/L	18:27:10
2	Mg 279.077†	119654.1	125008.5	4.972 mg/L	4.972 mg/L	18:27:10
2	Mn 257.610†	384772.2	401683.8	0.5014 mg/L	0.5014 mg/L	18:27:04
2	Mo 202.031†	6272.7	6537.9	0.5077 mg/L	0.5077 mg/L	18:27:30
2	Ni 231.604†	14080.9	14738.3	0.5034 mg/L	0.5034 mg/L	18:27:10
2	P 214.914†	6456.9	6688.7	4.821 mg/L	4.821 mg/L	18:27:30
2	Pb 220.353†	3828.2	4164.7	0.4939 mg/L	0.4939 mg/L	18:27:30
2	Sb 206.836†	884.8	920.1	0.4741 mg/L	0.4741 mg/L	18:27:30
2	Se 196.026†	680.5	721.6	0.9458 mg/L	0.9458 mg/L	18:27:30
2	Sn 189.927†	1802.5	1806.5	0.5251 mg/L	0.5251 mg/L	18:27:30
2	Sr 407.771†	1091353.0	1137699.5	0.0507 mg/L	0.0507 mg/L	18:27:04

2	Ti 337.279†	345794.8	364589.0	0.5030 mg/L	0.5030 mg/L	18:27:10
2	Tl 190.801†	577.9	605.8	0.4936 mg/L	0.4936 mg/L	18:27:30
2	V 292.402†	119218.7	126514.2	0.5096 mg/L	0.5096 mg/L	18:27:10
2	Zn 213.857†	34892.8	35945.1	0.4936 mg/L	0.4936 mg/L	18:27:10

Mean Data: BG61320-bsd1

Analyte	Mean Corrected		Calib Conc. Units	Std.Dev.	Sample		Std.Dev.	RSD
	Intensity	Conc.			Conc.	Units		
Y 371.029	3171793.2	0.954	mg/L	0.0003				0.03%
Ag 328.068†	70611.7	0.2508	mg/L	0.00046	0.2508	mg/L	0.00046	0.18%
Al 237.313†	20544.2	2.468	mg/L	0.0095	2.468	mg/L	0.0095	0.38%
As 188.979†	324.5	0.4696	mg/L	0.00598	0.4696	mg/L	0.00598	1.27%
B 182.528†	191.6	0.4816	mg/L	0.00259	0.4816	mg/L	0.00259	0.54%
Ba 233.527†	54187.0	0.4999	mg/L	0.00132	0.4999	mg/L	0.00132	0.26%
Be 313.107†	241835.0	0.0495	mg/L	0.00004	0.0495	mg/L	0.00004	0.07%
Ca 315.886†	682282.1	5.164	mg/L	0.0078	5.164	mg/L	0.0078	0.15%
Cd 228.802†	9362.6	0.2460	mg/L	0.00004	0.2460	mg/L	0.00004	0.02%
Co 228.616†	17221.9	0.4990	mg/L	0.00120	0.4990	mg/L	0.00120	0.24%
Cr 267.716†	75392.4	0.5092	mg/L	0.00234	0.5092	mg/L	0.00234	0.46%
Cu 324.752†	144459.4	0.5149	mg/L	0.00206	0.5149	mg/L	0.00206	0.40%
Fe 234.349†	117742.2	2.564	mg/L	0.0139	2.564	mg/L	0.0139	0.54%
Fe 238.204†	293437.5	2.582	mg/L	0.0088	2.582	mg/L	0.0088	0.34%
K 766.490†	51981.3	25.42	mg/L	0.513	25.42	mg/L	0.513	2.02%
Li 670.784†	18019.7	0.5069	mg/L	0.00540	0.5069	mg/L	0.00540	1.06%
Mg 279.077†	124579.1	4.955	mg/L	0.0242	4.955	mg/L	0.0242	0.49%
Mn 257.610†	402136.9	0.5020	mg/L	0.00080	0.5020	mg/L	0.00080	0.16%
Mo 202.031†	6537.7	0.5076	mg/L	0.00002	0.5076	mg/L	0.00002	0.00%
Na 589.592	194204.1	24.42	mg/L	0.029	24.42	mg/L	0.029	0.12%
Ni 231.604†	14714.4	0.5026	mg/L	0.00116	0.5026	mg/L	0.00116	0.23%
P 214.914†	6694.2	4.825	mg/L	0.0056	4.825	mg/L	0.0056	0.12%
Pb 220.353†	4173.7	0.4950	mg/L	0.00151	0.4950	mg/L	0.00151	0.30%
Sb 206.836†	922.1	0.4752	mg/L	0.00154	0.4752	mg/L	0.00154	0.32%
Se 196.026†	717.2	0.9400	mg/L	0.00819	0.9400	mg/L	0.00819	0.87%
Sn 189.927†	1798.3	0.5227	mg/L	0.00341	0.5227	mg/L	0.00341	0.65%
Sr 407.771†	1137984.0	0.0507	mg/L	0.00002	0.0507	mg/L	0.00002	0.04%
Ti 337.279†	363777.9	0.5019	mg/L	0.00158	0.5019	mg/L	0.00158	0.32%
Tl 190.801†	604.3	0.4925	mg/L	0.00166	0.4925	mg/L	0.00166	0.34%
V 292.402†	126067.4	0.5078	mg/L	0.00251	0.5078	mg/L	0.00251	0.49%
Zn 213.857†	35826.9	0.4920	mg/L	0.00231	0.4920	mg/L	0.00231	0.47%

Duplicate Check: BG61320-bsd1

Analyte	Expected	Measured	Std. Dev.	Units	Difference (%)
	Conc.	Conc.			
K 766.490	24.77	25.42	0.513	mg/L	2.6
Li 670.784	0.4999	0.5069	0.005	mg/L	1.4
Na 589.592	23.96	24.42	0.029	mg/L	1.9
Y 371.029			0.000	mg/L	Not calculated
Ag 328.068	0.2483	0.2508	0.000	mg/L	1.0
Al 237.313	2.429	2.468	0.009	mg/L	1.6
As 188.979	0.4633	0.4696	0.006	mg/L	1.4
B 182.528	0.4651	0.4816	0.003	mg/L	3.5
Ba 233.527	0.4940	0.4999	0.001	mg/L	1.2
Be 313.107	0.0488	0.0495	0.000	mg/L	1.5
Ca 315.886	5.096	5.164	0.008	mg/L	1.3
Cd 228.802	0.2434	0.2460	0.000	mg/L	1.1
Co 228.616	0.4925	0.4990	0.001	mg/L	1.3
Cr 267.716	0.5032	0.5092	0.002	mg/L	1.2
Cu 324.752	0.5082	0.5149	0.002	mg/L	1.3
Fe 234.349	2.537	2.564	0.014	mg/L	1.1
Fe 238.204	2.551	2.582	0.009	mg/L	1.2
Mg 279.077	4.905	4.955	0.024	mg/L	1.0
Mn 257.610	0.5057	0.5020	0.001	mg/L	0.7
Mo 202.031	0.5010	0.5076	0.000	mg/L	1.3
Ni 231.604	0.4925	0.5026	0.001	mg/L	2.0
P 214.914	4.773	4.825	0.006	mg/L	1.1
Pb 220.353	0.4895	0.4950	0.002	mg/L	1.1
Sb 206.836	0.4740	0.4752	0.002	mg/L	0.2
Se 196.026	0.9396	0.9400	0.008	mg/L	0.0
Sn 189.927	0.5149	0.5227	0.003	mg/L	1.5
Sr 407.771	0.0500	0.0507	0.000	mg/L	1.4

Ti 337.279	0.4976	0.5019	0.002	mg/L	0.9
Tl 190.801	0.4841	0.4925	0.002	mg/L	1.7
V 292.402	0.5012	0.5078	0.003	mg/L	1.3
Zn 213.857	0.4878	0.4920	0.002	mg/L	0.8

Sequence No.: 19

Sample ID: BG61320-srml

Analyst:

Initial Sample Wt:

Dilution:

Autosampler Location: 13

Date Collected: 7/15/2006 6:29:07 PM

Data Type: Original

Initial Sample Vol:

Sample Prep Vol:

Replicate Data: BG61320-srml

Repl#	Analyte	Net		Calib.	Sample		Analysis Time	
		Intensity	Corrected Intensity		Conc.	Units		
1	K 766.490†	40337.8	39558.0	19.33	mg/L	19.33	mg/L	18:30:41
1	Li 670.784†	1937.4	1851.6	0.0490	mg/L	0.0490	mg/L	18:30:41
1	Na 589.592	72432.3	73619.2	9.150	mg/L	9.150	mg/L	18:30:41
1	Y 371.029	3347148.9	3347148.9	1.01	mg/L			18:31:08
1	Ag 328.068†	217615.2	218482.7	0.7813	mg/L	0.7813	mg/L	18:31:08
1	Al 237.313†	423361.0	420516.2	50.35	mg/L	50.35	mg/L	18:31:08
1	As 188.979†	501.4	492.3	0.7127	mg/L	0.7127	mg/L	18:31:28
1	B 182.528†	348.2	351.1	0.8825	mg/L	0.8825	mg/L	18:31:28
1	Ba 233.527†	151064.9	150155.5	1.388	mg/L	1.388	mg/L	18:31:08
1	Be 313.107†	6603975.2	6555927.3	1.349	mg/L	1.349	mg/L	18:30:59
1	Ca 315.886†	5311107.1	5274204.4	39.93	mg/L	39.93	mg/L	18:30:59
1	Cd 228.802†	76611.9	75962.5	2.000	mg/L	2.000	mg/L	18:31:08
1	Co 228.616†	21620.6	21651.9	0.6259	mg/L	0.6259	mg/L	18:31:28
1	Cr 267.716†	79971.7	78542.8	0.5341	mg/L	0.5341	mg/L	18:31:08
1	Cu 324.752†	349760.8	340707.8	1.231	mg/L	1.231	mg/L	18:31:08
1	Fe 234.349†	3969508.5	3941114.0	86.36	mg/L	86.36	mg/L	18:31:08
1	Fe 238.204†	9465171.2	9398770.9	83.02	mg/L	83.02	mg/L	18:30:59
1	Mg 279.077†	445665.6	442169.5	17.63	mg/L	17.63	mg/L	18:31:08
1	Mn 257.610†	2154510.2	2137980.5	2.678	mg/L	2.678	mg/L	18:31:08
1	Mo 202.031†	7144.1	7057.2	0.5480	mg/L	0.5480	mg/L	18:31:28
1	Ni 231.604†	13391.8	13277.3	0.4534	mg/L	0.4534	mg/L	18:31:28
1	P 214.914†	13401.5	13229.2	9.522	mg/L	9.522	mg/L	18:31:28
1	Pb 220.353†	5797.4	5909.3	0.7058	mg/L	0.7058	mg/L	18:31:28
1	Sb 206.836†	1299.6	1283.3	0.6648	mg/L	0.6648	mg/L	18:31:28
1	Se 196.026†	580.3	584.6	0.7662	mg/L	0.7662	mg/L	18:31:28
1	Sn 189.927†	6013.2	5888.7	1.721	mg/L	1.721	mg/L	18:31:28
1	Sr 407.771†	Saturated2	Saturated2					18:31:28
Saturated in preshot (code 2)								
1	Ti 337.279†	1133955.8	1128235.7	1.558	mg/L	1.558	mg/L	18:31:08
1	Tl 190.801†	1759.3	1747.1	1.456	mg/L	1.456	mg/L	18:31:28
1	V 292.402†	142809.3	143366.3	0.5650	mg/L	0.5650	mg/L	18:31:08
1	Zn 213.857†	74686.8	73539.7	1.007	mg/L	1.007	mg/L	18:31:08
2	K 766.490†	40546.6	39973.9	19.54	mg/L	19.54	mg/L	18:30:47
2	Li 670.784†	1928.6	1852.7	0.0490	mg/L	0.0490	mg/L	18:30:47
2	Na 589.592	72660.0	73846.9	9.179	mg/L	9.179	mg/L	18:30:47
2	Y 371.029	3329902.7	3329902.7	1.00	mg/L			18:31:45
2	Ag 328.068†	217290.1	219277.4	0.7842	mg/L	0.7842	mg/L	18:31:45
2	Al 237.313†	420864.9	420202.0	50.31	mg/L	50.31	mg/L	18:31:45
2	As 188.979†	497.3	490.8	0.7105	mg/L	0.7105	mg/L	18:32:05
2	B 182.528†	347.6	352.3	0.8855	mg/L	0.8855	mg/L	18:32:05
2	Ba 233.527†	150320.4	150189.3	1.388	mg/L	1.388	mg/L	18:31:45
2	Be 313.107†	6590575.4	6576518.1	1.353	mg/L	1.353	mg/L	18:31:37
2	Ca 315.886†	5294793.4	5285236.7	40.02	mg/L	40.02	mg/L	18:31:37
2	Cd 228.802†	76323.1	76068.2	2.003	mg/L	2.003	mg/L	18:31:45
2	Co 228.616†	21727.9	21870.2	0.6323	mg/L	0.6323	mg/L	18:32:05
2	Cr 267.716†	79503.4	78486.7	0.5338	mg/L	0.5338	mg/L	18:31:45
2	Cu 324.752†	349003.1	341750.4	1.235	mg/L	1.235	mg/L	18:31:45
2	Fe 234.349†	3944675.7	3936741.8	86.26	mg/L	86.26	mg/L	18:31:45
2	Fe 238.204†	9438949.2	9421278.5	83.21	mg/L	83.21	mg/L	18:31:37
2	Mg 279.077†	443391.4	442191.6	17.63	mg/L	17.63	mg/L	18:31:45
2	Mn 257.610†	2146157.8	2140724.4	2.682	mg/L	2.682	mg/L	18:31:45
2	Mo 202.031†	7208.4	7158.2	0.5559	mg/L	0.5559	mg/L	18:32:05
2	Ni 231.604†	13313.6	13268.2	0.4531	mg/L	0.4531	mg/L	18:32:05
2	P 214.914†	13487.9	13384.5	9.634	mg/L	9.634	mg/L	18:32:05
2	Pb 220.353†	5867.7	6009.2	0.7177	mg/L	0.7177	mg/L	18:32:05
2	Sb 206.836†	1308.7	1299.0	0.6731	mg/L	0.6731	mg/L	18:32:05

2	Se 196.026†	585.9	593.1	0.7773 mg/L	0.7773 mg/L	18:32:05
2	Sn 189.927†	6049.1	5955.5	1.740 mg/L	1.740 mg/L	18:32:05
2	Sr 407.771†	Saturated2	Saturated2			18:32:05
Saturated in preshot (code 2)						
2	Ti 337.279†	1129774.0	1129893.7	1.560 mg/L	1.560 mg/L	18:31:45
2	Tl 190.801†	1779.3	1776.1	1.480 mg/L	1.480 mg/L	18:32:05
2	V 292.402†	141799.4	143092.8	0.5640 mg/L	0.5640 mg/L	18:31:45
2	Zn 213.857†	74141.6	73379.7	1.005 mg/L	1.005 mg/L	18:31:45

 Mean Data: BG61320-srml

Analyte	Mean Corrected Intensity	Calib Conc. Units	Std.Dev.	Sample Conc. Units	Std.Dev.	RSD
Y 371.029	3338525.8	1.00 mg/L	0.004			
Ag 328.068†	218880.0	0.7827 mg/L	0.00200	0.7827 mg/L	0.00200	0.26%
Al 237.313†	420359.1	50.33 mg/L	0.026	50.33 mg/L	0.026	0.05%
As 188.979†	491.6	0.7116 mg/L	0.00151	0.7116 mg/L	0.00151	0.21%
B 182.528†	351.7	0.8840 mg/L	0.00214	0.8840 mg/L	0.00214	0.24%
Ba 233.527†	150172.4	1.388 mg/L	0.0002	1.388 mg/L	0.0002	0.02%
Be 313.107†	6566222.7	1.351 mg/L	0.0030	1.351 mg/L	0.0030	0.22%
Ca 315.886†	5279720.5	39.98 mg/L	0.059	39.98 mg/L	0.059	0.15%
Cd 228.802†	76015.4	2.001 mg/L	0.0020	2.001 mg/L	0.0020	0.10%
Co 228.616†	21761.0	0.6291 mg/L	0.00450	0.6291 mg/L	0.00450	0.71%
Cr 267.716†	78514.7	0.5339 mg/L	0.00028	0.5339 mg/L	0.00028	0.05%
Cu 324.752†	341229.1	1.233 mg/L	0.0026	1.233 mg/L	0.0026	0.21%
Fe 234.349†	3938927.9	86.31 mg/L	0.068	86.31 mg/L	0.068	0.08%
Fe 238.204†	9410024.7	83.12 mg/L	0.141	83.12 mg/L	0.141	0.17%
K 766.490†	39766.0	19.44 mg/L	0.144	19.44 mg/L	0.144	0.74%
Li 670.784†	1852.2	0.0490 mg/L	0.00002	0.0490 mg/L	0.00002	0.05%
Mg 279.077†	442180.5	17.63 mg/L	0.001	17.63 mg/L	0.001	0.00%
Mn 257.610†	2139352.5	2.680 mg/L	0.0024	2.680 mg/L	0.0024	0.09%
Mo 202.031†	7107.7	0.5519 mg/L	0.00555	0.5519 mg/L	0.00555	1.01%
Na 589.592	73733.0	9.164 mg/L	0.0204	9.164 mg/L	0.0204	0.22%
Ni 231.604†	13272.7	0.4532 mg/L	0.00022	0.4532 mg/L	0.00022	0.05%
P 214.914†	13306.9	9.578 mg/L	0.0789	9.578 mg/L	0.0789	0.82%
Pb 220.353†	5959.3	0.7117 mg/L	0.00838	0.7117 mg/L	0.00838	1.18%
Sb 206.836†	1291.1	0.6689 mg/L	0.00585	0.6689 mg/L	0.00585	0.87%
Se 196.026†	588.8	0.7717 mg/L	0.00790	0.7717 mg/L	0.00790	1.02%
Sn 189.927†	5922.1	1.731 mg/L	0.0138	1.731 mg/L	0.0138	0.80%
Sr 407.771†	Saturated2					
Ti 337.279†	1129064.7	1.559 mg/L	0.0016	1.559 mg/L	0.0016	0.10%
Tl 190.801†	1761.6	1.468 mg/L	0.0167	1.468 mg/L	0.0167	1.13%
V 292.402†	143229.6	0.5645 mg/L	0.00067	0.5645 mg/L	0.00067	0.12%
Zn 213.857†	73459.7	1.006 mg/L	0.0016	1.006 mg/L	0.0016	0.15%

Sequence No.: 20

Sample ID: 0607134-01

Analyst:

Initial Sample Wt:

Dilution:

Autosampler Location: 14

Date Collected: 7/15/2006 6:33:44 PM

Data Type: Original

Initial Sample Vol:

Sample Prep Vol:

 Replicate Data: 0607134-01

Repl#	Analyte	Net Intensity	Corrected Intensity	Calib. Conc. Units	Sample Conc. Units	Analysis Time
1	K 766.490†	7863.4	7570.2	3.677 mg/L	3.677 mg/L	18:35:21
1	Li 670.784†	708.4	654.7	0.0151 mg/L	0.0151 mg/L	18:35:21
1	Na 589.592	56395.1	57581.9	7.119 mg/L	7.119 mg/L	18:35:21
1	Y 371.029	3238348.9	3238348.9	0.974 mg/L		18:35:45
1	Ag 328.068†	95960.9	100870.1	0.3612 mg/L	0.3612 mg/L	18:35:50
1	Al 237.313†	136045.2	139723.3	16.53 mg/L	16.53 mg/L	18:35:50
1	As 188.979†	19.7	14.7	0.0189 mg/L	0.0189 mg/L	18:36:11
1	B 182.528†	19.2	25.0	0.0625 mg/L	0.0625 mg/L	18:36:11
1	Ba 233.527†	129891.6	133462.3	1.233 mg/L	1.233 mg/L	18:35:50
1	Be 313.107†	8420.6	6191.6	0.0013 mg/L	0.0013 mg/L	18:35:50
1	Ca 315.886†	5812838.0	5966418.7	45.17 mg/L	45.17 mg/L	18:35:38
1	Cd 228.802†	461.0	352.7	0.0093 mg/L	0.0093 mg/L	18:36:11
1	Co 228.616†	178.6	363.8	0.0070 mg/L	0.0070 mg/L	18:36:11
1	Cr 267.716†	172041.5	175717.1	1.194 mg/L	1.194 mg/L	18:35:50
1	Cu 324.752†	2198959.4	2250508.1	8.043 mg/L	8.043 mg/L	18:35:45
1	Fe 234.349†	3250720.5	3335750.3	73.09 mg/L	73.09 mg/L	18:35:45

1	Fe 238.204†	7786760.8	7991757.1	70.59 mg/L	70.59 mg/L	18:35:38
1	Mg 279.077†	145495.5	148926.4	5.912 mg/L	5.912 mg/L	18:35:50
1	Mn 257.610†	1304718.8	1337588.8	1.675 mg/L	1.675 mg/L	18:35:45
1	Mo 202.031†	261.1	230.5	0.0175 mg/L	0.0175 mg/L	18:36:11
1	Ni 231.604†	5978.2	6114.4	0.2070 mg/L	0.2070 mg/L	18:35:50
1	P 214.914†	11122.1	11336.7	8.162 mg/L	8.162 mg/L	18:35:50
1	Pb 220.353†	48425.1	49858.3	5.903 mg/L	5.903 mg/L	18:35:50
1	Sb 206.836†	88.9	83.8	0.0189 mg/L	0.0189 mg/L	18:36:11
1	Se 196.026†	-1.4	6.8	0.0088 mg/L	0.0088 mg/L	18:36:11
1	Sn 189.927†	1588.0	1547.1	0.4526 mg/L	0.4526 mg/L	18:36:11
1	Sr 407.771†	5536241.5	5676423.2	0.2541 mg/L	0.2541 mg/L	18:35:38
1	Ti 337.279†	594482.1	612321.9	0.8453 mg/L	0.8453 mg/L	18:35:45
1	Tl 190.801†	-4.1	-4.2	0.0207 mg/L	0.0207 mg/L	18:36:11
1	V 292.402†	79843.9	83499.7	0.3201 mg/L	0.3201 mg/L	18:35:50
1	Zn 213.857†	122964.1	125586.5	1.729 mg/L	1.729 mg/L	18:35:50
2	K 766.490†	7976.8	7674.0	3.728 mg/L	3.728 mg/L	18:35:27
2	Li 670.784†	725.8	671.3	0.0155 mg/L	0.0155 mg/L	18:35:27
2	Na 589.592	56491.0	57677.9	7.131 mg/L	7.131 mg/L	18:35:27
2	Y 371.029	3243369.7	3243369.7	0.976 mg/L		18:36:26
2	Ag 328.068†	96369.3	101136.2	0.3622 mg/L	0.3622 mg/L	18:36:31
2	Al 237.313†	137225.7	140717.0	16.65 mg/L	16.65 mg/L	18:36:31
2	As 188.979†	18.0	12.8	0.0162 mg/L	0.0162 mg/L	18:36:51
2	B 182.528†	19.6	25.4	0.0635 mg/L	0.0635 mg/L	18:36:51
2	Ba 233.527†	130994.0	134385.7	1.242 mg/L	1.242 mg/L	18:36:31
2	Be 313.107†	8350.3	6106.2	0.0013 mg/L	0.0013 mg/L	18:36:31
2	Ca 315.886†	5821260.9	5965814.6	45.17 mg/L	45.17 mg/L	18:36:19
2	Cd 228.802†	482.6	374.2	0.0099 mg/L	0.0099 mg/L	18:36:51
2	Co 228.616†	179.2	364.2	0.0071 mg/L	0.0071 mg/L	18:36:51
2	Cr 267.716†	173309.2	176743.0	1.200 mg/L	1.200 mg/L	18:36:31
2	Cu 324.752†	2195464.9	2243432.5	8.018 mg/L	8.018 mg/L	18:36:26
2	Fe 234.349†	3263466.3	3343647.8	73.27 mg/L	73.27 mg/L	18:36:26
2	Fe 238.204†	7802963.2	7995989.5	70.62 mg/L	70.62 mg/L	18:36:19
2	Mg 279.077†	146137.4	149353.1	5.928 mg/L	5.928 mg/L	18:36:31
2	Mn 257.610†	1305876.8	1336702.5	1.674 mg/L	1.674 mg/L	18:36:26
2	Mo 202.031†	284.8	254.4	0.0193 mg/L	0.0193 mg/L	18:36:51
2	Ni 231.604†	5994.3	6121.4	0.2073 mg/L	0.2073 mg/L	18:36:31
2	P 214.914†	11146.2	11343.7	8.167 mg/L	8.167 mg/L	18:36:31
2	Pb 220.353†	48856.6	50223.6	5.946 mg/L	5.946 mg/L	18:36:31
2	Sb 206.836†	82.4	77.1	0.0152 mg/L	0.0152 mg/L	18:36:51
2	Se 196.026†	-3.3	4.8	0.0062 mg/L	0.0062 mg/L	18:36:51
2	Sn 189.927†	1584.5	1541.0	0.4508 mg/L	0.4508 mg/L	18:36:51
2	Sr 407.771†	5552958.8	5684759.5	0.2545 mg/L	0.2545 mg/L	18:36:19
2	Ti 337.279†	594746.1	611647.8	0.8443 mg/L	0.8443 mg/L	18:36:26
2	Tl 190.801†	-0.5	-0.6	0.0237 mg/L	0.0237 mg/L	18:36:51
2	V 292.402†	80408.8	83951.8	0.3219 mg/L	0.3219 mg/L	18:36:31
2	Zn 213.857†	123801.0	126248.9	1.738 mg/L	1.738 mg/L	18:36:31

Mean Data: 0607134-01

Analyte	Mean Corrected Intensity	Calib Conc.	Units	Std.Dev.	Sample Conc.	Units	Std.Dev.	RSD
Y 371.029	3240859.3	0.975	mg/L	0.0011				0.11%
Ag 328.068†	101003.1	0.3617	mg/L	0.00068	0.3617	mg/L	0.00068	0.19%
Al 237.313†	140220.2	16.59	mg/L	0.084	16.59	mg/L	0.084	0.51%
As 188.979†	13.7	0.0176	mg/L	0.00190	0.0176	mg/L	0.00190	10.80%
B 182.528†	25.2	0.0630	mg/L	0.00072	0.0630	mg/L	0.00072	1.14%
Ba 233.527†	133924.0	1.237	mg/L	0.0060	1.237	mg/L	0.0060	0.49%
Be 313.107†	6148.9	0.0013	mg/L	0.00001	0.0013	mg/L	0.00001	0.75%
Ca 315.886†	5966116.7	45.17	mg/L	0.003	45.17	mg/L	0.003	0.01%
Cd 228.802†	363.4	0.0096	mg/L	0.00041	0.0096	mg/L	0.00041	4.30%
Co 228.616†	364.0	0.0071	mg/L	0.00001	0.0071	mg/L	0.00001	0.13%
Cr 267.716†	176230.1	1.197	mg/L	0.0049	1.197	mg/L	0.0049	0.41%
Cu 324.752†	2246970.3	8.030	mg/L	0.0178	8.030	mg/L	0.0178	0.22%
Fe 234.349†	3339699.0	73.18	mg/L	0.122	73.18	mg/L	0.122	0.17%
Fe 238.204†	7993873.3	70.61	mg/L	0.026	70.61	mg/L	0.026	0.04%
K 766.490†	7622.1	3.703	mg/L	0.0359	3.703	mg/L	0.0359	0.97%
Li 670.784†	663.0	0.0153	mg/L	0.00033	0.0153	mg/L	0.00033	2.18%
Mg 279.077†	149139.8	5.920	mg/L	0.0120	5.920	mg/L	0.0120	0.20%
Mn 257.610†	1337145.6	1.674	mg/L	0.0008	1.674	mg/L	0.0008	0.05%
Mo 202.031†	242.4	0.0184	mg/L	0.00131	0.0184	mg/L	0.00131	7.15%
Na 589.592	57629.9	7.125	mg/L	0.0086	7.125	mg/L	0.0086	0.12%
Ni 231.604†	6117.9	0.2072	mg/L	0.00017	0.2072	mg/L	0.00017	0.08%

P 214.914†	11340.2	8.164 mg/L	0.0036	8.164 mg/L	0.0036	0.04%
Pb 220.353†	50041.0	5.925 mg/L	0.0306	5.925 mg/L	0.0306	0.52%
Sb 206.836†	80.5	0.0170 mg/L	0.00263	0.0170 mg/L	0.00263	15.43%
Se 196.026†	5.8	0.0075 mg/L	0.00183	0.0075 mg/L	0.00183	24.46%
Sn 189.927†	1544.0	0.4517 mg/L	0.00126	0.4517 mg/L	0.00126	0.28%
Sr 407.771†	5680591.4	0.2543 mg/L	0.00026	0.2543 mg/L	0.00026	0.10%
Ti 337.279†	611984.8	0.8448 mg/L	0.00066	0.8448 mg/L	0.00066	0.08%
Tl 190.801†	-2.4	0.0222 mg/L	0.00208	0.0222 mg/L	0.00208	9.37%
V 292.402†	83725.8	0.3210 mg/L	0.00127	0.3210 mg/L	0.00127	0.40%
Zn 213.857†	125917.7	1.733 mg/L	0.0065	1.733 mg/L	0.0065	0.37%

Sequence No.: 21

Autosampler Location: 15

Sample ID: 0607134-02

Date Collected: 7/15/2006 6:38:30 PM

Analyst:

Data Type: Original

Initial Sample Wt:

Initial Sample Vol:

Dilution:

Sample Prep Vol:

Replicate Data: 0607134-02

Repl#	Analyte	Net Intensity	Corrected Intensity	Calib. Conc. Units	Sample Conc. Units	Analysis Time
1	K 766.490†	6667.2	6187.2	3.000 mg/L	3.000 mg/L	18:40:04
1	Li 670.784†	2164.4	2098.8	0.0560 mg/L	0.0560 mg/L	18:40:04
1	Na 589.592	43929.9	45116.8	5.541 mg/L	5.541 mg/L	18:40:04
1	Y 371.029	3313511.1	3313511.1	0.997 mg/L		18:40:22
1	Ag 328.068†	21816.7	24256.0	0.0878 mg/L	0.0878 mg/L	18:40:27
1	Al 237.313†	335862.3	337007.6	40.36 mg/L	40.36 mg/L	18:40:27
1	As 188.979†	38.8	33.3	0.0447 mg/L	0.0447 mg/L	18:40:47
1	B 182.528†	7.2	12.5	0.0312 mg/L	0.0312 mg/L	18:40:47
1	Ba 233.527†	168667.7	169337.2	1.565 mg/L	1.565 mg/L	18:40:27
1	Be 313.107†	20832.4	18446.8	0.0020 mg/L	0.0020 mg/L	18:40:27
1	Ca 315.886†	859985.5	862484.9	6.527 mg/L	6.527 mg/L	18:40:22
1	Cd 228.802†	216.4	96.6	0.0024 mg/L	0.0024 mg/L	18:40:47
1	Co 228.616†	599.3	781.7	0.0155 mg/L	0.0155 mg/L	18:40:47
1	Cr 267.716†	24058.7	23258.3	0.1593 mg/L	0.1593 mg/L	18:40:27
1	Cu 324.752†	546523.4	541621.7	1.946 mg/L	1.946 mg/L	18:40:22
1	Fe 234.349†	3023955.4	3032575.7	66.45 mg/L	66.45 mg/L	18:40:22
1	Fe 238.204†	7322002.2	7344216.7	64.87 mg/L	64.87 mg/L	18:40:22
1	Mg 279.077†	259080.8	259484.9	10.32 mg/L	10.32 mg/L	18:40:27
1	Mn 257.610†	638118.5	638491.8	0.7983 mg/L	0.7983 mg/L	18:40:22
1	Mo 202.031†	125.1	87.9	0.0064 mg/L	0.0064 mg/L	18:40:47
1	Ni 231.604†	2441.8	2427.5	0.0806 mg/L	0.0806 mg/L	18:40:27
1	P 214.914†	7491.2	7435.2	5.357 mg/L	5.357 mg/L	18:40:27
1	Pb 220.353†	6764.3	6937.6	0.8253 mg/L	0.8253 mg/L	18:40:27
1	Sb 206.836†	36.0	28.8	0.0078 mg/L	0.0078 mg/L	18:40:47
1	Se 196.026†	-1.5	6.7	0.0087 mg/L	0.0087 mg/L	18:40:47
1	Sn 189.927†	364.1	282.3	0.0851 mg/L	0.0851 mg/L	18:40:47
1	Sr 407.771†	771559.8	767698.4	0.0341 mg/L	0.0341 mg/L	18:40:22
1	Ti 337.279†	1884936.2	1893034.3	2.615 mg/L	2.615 mg/L	18:40:22
1	Tl 190.801†	2.8	2.7	0.0091 mg/L	0.0091 mg/L	18:40:47
1	V 292.402†	33332.5	34981.5	0.1265 mg/L	0.1265 mg/L	18:40:27
1	Zn 213.857†	80592.7	80217.4	1.103 mg/L	1.103 mg/L	18:40:27
2	K 766.490†	6471.3	6047.8	2.932 mg/L	2.932 mg/L	18:40:09
2	Li 670.784†	2120.4	2073.4	0.0553 mg/L	0.0553 mg/L	18:40:09
2	Na 589.592	43513.5	44700.4	5.488 mg/L	5.488 mg/L	18:40:09
2	Y 371.029	3284556.7	3284556.7	0.988 mg/L		18:40:57
2	Ag 328.068†	21506.6	24135.1	0.0874 mg/L	0.0874 mg/L	18:41:02
2	Al 237.313†	331207.4	335266.9	40.15 mg/L	40.15 mg/L	18:41:02
2	As 188.979†	35.0	29.8	0.0396 mg/L	0.0396 mg/L	18:41:22
2	B 182.528†	5.2	10.5	0.0261 mg/L	0.0261 mg/L	18:41:22
2	Ba 233.527†	165921.1	168049.2	1.553 mg/L	1.553 mg/L	18:41:02
2	Be 313.107†	20841.1	18639.9	0.0021 mg/L	0.0021 mg/L	18:41:02
2	Ca 315.886†	849160.0	859134.4	6.501 mg/L	6.501 mg/L	18:40:57
2	Cd 228.802†	221.4	103.6	0.0026 mg/L	0.0026 mg/L	18:41:22
2	Co 228.616†	583.4	770.9	0.0152 mg/L	0.0152 mg/L	18:41:22
2	Cr 267.716†	23592.7	22999.6	0.1575 mg/L	0.1575 mg/L	18:41:02
2	Cu 324.752†	543010.0	542899.2	1.950 mg/L	1.950 mg/L	18:40:57
2	Fe 234.349†	2988354.7	3023288.9	66.25 mg/L	66.25 mg/L	18:40:57
2	Fe 238.204†	7235409.5	7321333.9	64.66 mg/L	64.66 mg/L	18:40:57
2	Mg 279.077†	254774.3	257417.8	10.24 mg/L	10.24 mg/L	18:41:02
2	Mn 257.610†	630906.4	636836.1	0.7962 mg/L	0.7962 mg/L	18:40:57

2	Mo 202.031†	138.1	102.2	0.0075 mg/L	0.0075 mg/L	18:41:22
2	Ni 231.604†	2410.2	2417.1	0.0802 mg/L	0.0802 mg/L	18:41:02
2	P 214.914†	7346.8	7355.4	5.300 mg/L	5.300 mg/L	18:41:02
2	Pb 220.353†	6663.6	6895.5	0.8203 mg/L	0.8203 mg/L	18:41:02
2	Sb 206.836†	30.5	23.5	0.0050 mg/L	0.0050 mg/L	18:41:22
2	Se 196.026†	-4.4	3.8	0.0048 mg/L	0.0048 mg/L	18:41:22
2	Sn 189.927†	350.5	271.8	0.0820 mg/L	0.0820 mg/L	18:41:22
2	Sr 407.771†	765744.6	768636.4	0.0341 mg/L	0.0341 mg/L	18:40:57
2	Ti 337.279†	1865888.8	1890427.0	2.611 mg/L	2.611 mg/L	18:40:57
2	Tl 190.801†	4.1	4.1	0.0101 mg/L	0.0101 mg/L	18:41:22
2	V 292.402†	32806.1	34743.5	0.1256 mg/L	0.1256 mg/L	18:41:02
2	Zn 213.857†	79573.6	79898.7	1.099 mg/L	1.099 mg/L	18:41:02

 Mean Data: 0607134-02

Analyte	Mean Corrected Intensity	Conc. Units	Calib	Std.Dev.	Conc. Units	Sample	Std.Dev.	RSD
Y 371.029	3299033.9	0.992 mg/L		0.0062				0.62%
Ag 328.068†	24195.5	0.0876 mg/L		0.00031	0.0876 mg/L		0.00031	0.35%
Al 237.313†	336137.3	40.26 mg/L		0.148	40.26 mg/L		0.148	0.37%
As 188.979†	31.6	0.0421 mg/L		0.00360	0.0421 mg/L		0.00360	8.55%
B 182.528†	11.5	0.0286 mg/L		0.00358	0.0286 mg/L		0.00358	12.49%
Ba 233.527†	168693.2	1.559 mg/L		0.0084	1.559 mg/L		0.0084	0.54%
Be 313.107†	18543.4	0.0021 mg/L		0.00003	0.0021 mg/L		0.00003	1.42%
Ca 315.886†	860809.7	6.514 mg/L		0.0179	6.514 mg/L		0.0179	0.28%
Cd 228.802†	100.1	0.0025 mg/L		0.00015	0.0025 mg/L		0.00015	5.96%
Co 228.616†	776.3	0.0153 mg/L		0.00022	0.0153 mg/L		0.00022	1.41%
Cr 267.716†	23128.9	0.1584 mg/L		0.00125	0.1584 mg/L		0.00125	0.79%
Cu 324.752†	542260.4	1.948 mg/L		0.0032	1.948 mg/L		0.0032	0.16%
Fe 234.349†	3027932.3	66.35 mg/L		0.144	66.35 mg/L		0.144	0.22%
Fe 238.204†	7332775.3	64.76 mg/L		0.143	64.76 mg/L		0.143	0.22%
K 766.490†	6117.5	2.966 mg/L		0.0482	2.966 mg/L		0.0482	1.63%
Li 670.784†	2086.1	0.0556 mg/L		0.00051	0.0556 mg/L		0.00051	0.92%
Mg 279.077†	258451.4	10.28 mg/L		0.058	10.28 mg/L		0.058	0.57%
Mn 257.610†	637663.9	0.7972 mg/L		0.00147	0.7972 mg/L		0.00147	0.18%
Mo 202.031†	95.1	0.0069 mg/L		0.00079	0.0069 mg/L		0.00079	11.32%
Na 589.592	44908.6	5.515 mg/L		0.0373	5.515 mg/L		0.0373	0.68%
Ni 231.604†	2422.3	0.0804 mg/L		0.00025	0.0804 mg/L		0.00025	0.31%
P 214.914†	7395.3	5.329 mg/L		0.0406	5.329 mg/L		0.0406	0.76%
Pb 220.353†	6916.6	0.8228 mg/L		0.00355	0.8228 mg/L		0.00355	0.43%
Sb 206.836†	26.1	0.0064 mg/L		0.00196	0.0064 mg/L		0.00196	30.50%
Se 196.026†	5.2	0.0067 mg/L		0.00273	0.0067 mg/L		0.00273	40.59%
Sn 189.927†	277.1	0.0835 mg/L		0.00218	0.0835 mg/L		0.00218	2.61%
Sr 407.771†	768167.4	0.0341 mg/L		0.00003	0.0341 mg/L		0.00003	0.09%
Ti 337.279†	1891730.6	2.613 mg/L		0.0025	2.613 mg/L		0.0025	0.10%
Tl 190.801†	3.4	0.0096 mg/L		0.00074	0.0096 mg/L		0.00074	7.76%
V 292.402†	34862.5	0.1260 mg/L		0.00063	0.1260 mg/L		0.00063	0.50%
Zn 213.857†	80058.1	1.101 mg/L		0.0031	1.101 mg/L		0.0031	0.28%

Sequence No.: 22

Sample ID: 0607134-03 x5

Analyst:

Initial Sample Wt:

Dilution:

Autosampler Location: 16

Date Collected: 7/15/2006 6:43:01 PM

Data Type: Original

Initial Sample Vol:

Sample Prep Vol:

 Replicate Data: 0607134-03 x5

Repl#	Analyte	Net Intensity	Corrected Intensity	Conc. Units	Calib.	Sample Conc. Units	Analysis Time
1	K 766.490†	6541.1	6178.9	2.996 mg/L		2.996 mg/L	18:44:39
1	Li 670.784†	420.0	356.4	0.0066 mg/L		0.0066 mg/L	18:44:39
1	Na 589.592	7959.2	9146.1	0.9863 mg/L		0.9863 mg/L	18:44:39
1	Y 371.029	3254864.2	3254864.2	0.979 mg/L			18:44:55
1	Ag 328.068†	87262.3	91486.8	0.3262 mg/L		0.3262 mg/L	18:45:01
1	Al 237.313†	84375.3	86246.7	10.25 mg/L		10.25 mg/L	18:45:01
1	As 188.979†	14.8	9.5	0.0121 mg/L		0.0121 mg/L	18:45:21
1	B 182.528†	-3.8	1.4	0.0033 mg/L		0.0033 mg/L	18:45:21
1	Ba 233.527†	66731.3	68283.1	0.6304 mg/L		0.6304 mg/L	18:45:01
1	Be 313.107†	5713.1	3382.7	0.0007 mg/L		0.0007 mg/L	18:45:01
1	Ca 315.886†	273130.1	278701.8	2.106 mg/L		2.106 mg/L	18:45:01
1	Cd 228.802†	378.8	266.4	0.0068 mg/L		0.0068 mg/L	18:45:21

1	Co 228.616†	111.2	294.1	0.0058 mg/L	0.0058 mg/L	18:45:21
1	Cr 267.716†	74609.3	75318.2	0.5109 mg/L	0.5109 mg/L	18:45:01
1	Cu 324.752†	3118635.5	3178276.8	11.35 mg/L	11.35 mg/L	18:44:55
1	Fe 234.349†	1594967.3	1627877.1	35.66 mg/L	35.66 mg/L	18:44:55
1	Fe 238.204†	3918414.3	4000641.8	35.33 mg/L	35.33 mg/L	18:44:55
1	Mg 279.077†	64269.0	65215.9	2.571 mg/L	2.571 mg/L	18:45:01
1	Mn 257.610†	334869.9	340332.6	0.4244 mg/L	0.4244 mg/L	18:45:01
1	Mo 202.031†	155.0	120.7	0.0089 mg/L	0.0089 mg/L	18:45:21
1	Ni 231.604†	3837.6	3897.1	0.1310 mg/L	0.1310 mg/L	18:45:01
1	P 214.914†	4951.3	4976.8	3.590 mg/L	3.590 mg/L	18:45:01
1	Pb 220.353†	11987.9	12394.5	1.463 mg/L	1.463 mg/L	18:45:01
1	Sb 206.836†	37.4	30.8	0.0038 mg/L	0.0038 mg/L	18:45:21
1	Se 196.026†	-2.5	5.7	0.0074 mg/L	0.0074 mg/L	18:45:21
1	Sn 189.927†	2288.5	2254.2	0.6571 mg/L	0.6571 mg/L	18:45:21
1	Sr 407.771†	437453.2	440437.4	0.0194 mg/L	0.0194 mg/L	18:44:55
1	Ti 337.279†	354475.9	364118.6	0.5023 mg/L	0.5023 mg/L	18:45:01
1	Tl 190.801†	-8.4	-8.6	-0.0024 mg/L	-0.0024 mg/L	18:45:21
1	V 292.402†	7563.0	9266.8	0.0307 mg/L	0.0307 mg/L	18:45:01
1	Zn 213.857†	418288.7	426547.2	5.894 mg/L	5.894 mg/L	18:45:01
2	K 766.490†	6487.7	6133.0	2.974 mg/L	2.974 mg/L	18:44:45
2	Li 670.784†	396.4	332.9	0.0060 mg/L	0.0060 mg/L	18:44:45
2	Na 589.592	8044.0	9230.8	0.9970 mg/L	0.9970 mg/L	18:44:45
2	Y 371.029	3250657.6	3250657.6	0.978 mg/L	0.978 mg/L	18:45:29
2	Ag 328.068†	87429.5	91773.1	0.3272 mg/L	0.3272 mg/L	18:45:34
2	Al 237.313†	84889.4	86883.9	10.32 mg/L	10.32 mg/L	18:45:34
2	As 188.979†	15.6	10.4	0.0134 mg/L	0.0134 mg/L	18:45:54
2	B 182.528†	-0.4	4.8	0.0118 mg/L	0.0118 mg/L	18:45:54
2	Ba 233.527†	67216.9	68867.9	0.6358 mg/L	0.6358 mg/L	18:45:34
2	Be 313.107†	5797.3	3476.4	0.0007 mg/L	0.0007 mg/L	18:45:34
2	Ca 315.886†	275424.3	281408.8	2.126 mg/L	2.126 mg/L	18:45:34
2	Cd 228.802†	375.7	263.7	0.0067 mg/L	0.0067 mg/L	18:45:54
2	Co 228.616†	105.2	288.2	0.0056 mg/L	0.0056 mg/L	18:45:54
2	Cr 267.716†	75077.8	75895.9	0.5148 mg/L	0.5148 mg/L	18:45:34
2	Cu 324.752†	3119185.0	3182960.3	11.36 mg/L	11.36 mg/L	18:45:29
2	Fe 234.349†	1586056.2	1620872.7	35.51 mg/L	35.51 mg/L	18:45:29
2	Fe 238.204†	3906412.6	3993547.6	35.27 mg/L	35.27 mg/L	18:45:29
2	Mg 279.077†	64697.6	65739.0	2.592 mg/L	2.592 mg/L	18:45:34
2	Mn 257.610†	337714.2	343683.7	0.4286 mg/L	0.4286 mg/L	18:45:34
2	Mo 202.031†	152.2	118.1	0.0087 mg/L	0.0087 mg/L	18:45:54
2	Ni 231.604†	3846.0	3910.7	0.1315 mg/L	0.1315 mg/L	18:45:34
2	P 214.914†	5046.8	5081.0	3.665 mg/L	3.665 mg/L	18:45:34
2	Pb 220.353†	12041.5	12465.2	1.472 mg/L	1.472 mg/L	18:45:34
2	Sb 206.836†	43.9	37.5	0.0072 mg/L	0.0072 mg/L	18:45:54
2	Se 196.026†	-1.2	7.0	0.0091 mg/L	0.0091 mg/L	18:45:54
2	Sn 189.927†	2260.4	2228.5	0.6496 mg/L	0.6496 mg/L	18:45:54
2	Sr 407.771†	436563.9	440106.1	0.0194 mg/L	0.0194 mg/L	18:45:29
2	Ti 337.279†	357436.2	367614.2	0.5072 mg/L	0.5072 mg/L	18:45:34
2	Tl 190.801†	-7.2	-7.4	-0.0013 mg/L	-0.0013 mg/L	18:45:54
2	V 292.402†	7697.6	9414.4	0.0313 mg/L	0.0313 mg/L	18:45:34
2	Zn 213.857†	420577.9	429440.8	5.934 mg/L	5.934 mg/L	18:45:34

Mean Data: 0607134-03 x5

Analyte	Mean Corrected Intensity	Calib Conc. Units	Std.Dev.	Sample Conc. Units	Std.Dev.	RSD
Y 371.029	3252760.9	0.979 mg/L	0.0009	0.3267 mg/L	0.00072	0.09%
Ag 328.068†	91629.9	0.3267 mg/L	0.00072	10.29 mg/L	0.055	0.22%
Al 237.313†	86565.3	10.29 mg/L	0.055	0.0128 mg/L	0.00089	0.53%
As 188.979†	10.0	0.0128 mg/L	0.00089	0.0076 mg/L	0.00605	6.99%
B 182.528†	3.1	0.0076 mg/L	0.00605	0.6331 mg/L	0.00382	79.90%
Ba 233.527†	68575.5	0.6331 mg/L	0.00382	0.0007 mg/L	0.00001	0.60%
Be 313.107†	3429.6	0.0007 mg/L	0.00001	2.116 mg/L	0.0145	1.59%
Ca 315.886†	280055.3	2.116 mg/L	0.0145	0.0068 mg/L	0.00006	0.69%
Cd 228.802†	265.1	0.0068 mg/L	0.00006	0.0057 mg/L	0.00013	0.82%
Co 228.616†	291.1	0.0057 mg/L	0.00013	0.5129 mg/L	0.00276	2.29%
Cr 267.716†	75607.1	0.5129 mg/L	0.00276	11.35 mg/L	0.012	0.54%
Cu 324.752†	3180618.6	11.35 mg/L	0.012	35.59 mg/L	0.109	0.10%
Fe 234.349†	1624374.9	35.59 mg/L	0.109	35.30 mg/L	0.044	0.31%
Fe 238.204†	3997094.7	35.30 mg/L	0.044	2.985 mg/L	0.0159	0.13%
K 766.490†	6155.9	2.985 mg/L	0.0159	0.0063 mg/L	0.00047	0.53%
Li 670.784†	344.7	0.0063 mg/L	0.00047	2.581 mg/L	0.0148	7.48%
Mg 279.077†	65477.5	2.581 mg/L	0.0148			0.58%

Mn 257.610†	342008.1	0.4265 mg/L	0.00297	0.4265 mg/L	0.00297	0.70%
Mo 202.031†	119.4	0.0088 mg/L	0.00014	0.0088 mg/L	0.00014	1.62%
Na 589.592	9188.5	0.9917 mg/L	0.00759	0.9917 mg/L	0.00759	0.76%
Ni 231.604†	3903.9	0.1312 mg/L	0.00033	0.1312 mg/L	0.00033	0.25%
P 214.914†	5028.9	3.627 mg/L	0.0530	3.627 mg/L	0.0530	1.46%
Pb 220.353†	12429.9	1.468 mg/L	0.0059	1.468 mg/L	0.0059	0.40%
Sb 206.836†	34.2	0.0055 mg/L	0.00245	0.0055 mg/L	0.00245	44.59%
Se 196.026†	6.4	0.0082 mg/L	0.00119	0.0082 mg/L	0.00119	14.42%
Sn 189.927†	2241.3	0.6533 mg/L	0.00530	0.6533 mg/L	0.00530	0.81%
Sr 407.771†	440271.8	0.0194 mg/L	0.00001	0.0194 mg/L	0.00001	0.05%
Ti 337.279†	365866.4	0.5047 mg/L	0.00342	0.5047 mg/L	0.00342	0.68%
Tl 190.801†	-8.0	-0.0019 mg/L	0.00074	-0.0019 mg/L	0.00074	39.58%
V 292.402†	9340.6	0.0310 mg/L	0.00042	0.0310 mg/L	0.00042	1.35%
Zn 213.857†	427994.0	5.914 mg/L	0.0283	5.914 mg/L	0.0283	0.48%

Sequence No.: 23

Sample ID: 0607134-04

Analyst:

Initial Sample Wt:

Dilution:

Autosampler Location: 17

Date Collected: 7/15/2006 6:47:33 PM

Data Type: Original

Initial Sample Vol:

Sample Prep Vol:

Replicate Data: 0607134-04

Repl#	Analyte	Net Intensity	Corrected Intensity	Calib. Conc. Units	Sample Conc. Units	Analysis Time
1	K 766.490†	10087.6	9727.2	4.733 mg/L	4.733 mg/L	18:49:13
1	Li 670.784†	1658.5	1609.2	0.0421 mg/L	0.0421 mg/L	18:49:13
1	Na 589.592	44314.8	45501.7	5.590 mg/L	5.590 mg/L	18:49:13
1	Y 371.029	3278259.7	3278259.7	0.986 mg/L		18:49:30
1	Ag 328.068†	15670.4	18259.2	0.0663 mg/L	0.0663 mg/L	18:49:36
1	Al 237.313†	384506.0	389953.7	46.77 mg/L	46.77 mg/L	18:49:36
1	As 188.979†	27.4	22.2	0.0283 mg/L	0.0283 mg/L	18:49:56
1	B 182.528†	1.9	7.2	0.0178 mg/L	0.0178 mg/L	18:49:56
1	Ba 233.527†	27880.2	28403.2	0.2614 mg/L	0.2614 mg/L	18:49:36
1	Be 313.107†	15726.5	13494.4	0.0009 mg/L	0.0009 mg/L	18:49:36
1	Ca 315.886†	1034620.1	1048835.0	7.938 mg/L	7.938 mg/L	18:49:30
1	Cd 228.802†	233.3	116.0	0.0030 mg/L	0.0030 mg/L	18:49:56
1	Co 228.616†	830.3	1022.4	0.0221 mg/L	0.0221 mg/L	18:49:56
1	Cr 267.716†	29623.4	29160.3	0.1991 mg/L	0.1991 mg/L	18:49:36
1	Cu 324.752†	543857.3	544813.8	1.956 mg/L	1.956 mg/L	18:49:30
1	Fe 234.349†	2821467.5	2859880.3	62.66 mg/L	62.66 mg/L	18:49:30
1	Fe 238.204†	6831368.2	6925715.2	61.17 mg/L	61.17 mg/L	18:49:30
1	Mg 279.077†	230301.4	233098.4	9.267 mg/L	9.267 mg/L	18:49:36
1	Mn 257.610†	587921.7	594477.5	0.7431 mg/L	0.7431 mg/L	18:49:30
1	Mo 202.031†	124.1	88.3	0.0064 mg/L	0.0064 mg/L	18:49:56
1	Ni 231.604†	2382.5	2393.7	0.0794 mg/L	0.0794 mg/L	18:49:56
1	P 214.914†	8454.1	8492.4	6.117 mg/L	6.117 mg/L	18:49:56
1	Pb 220.353†	7494.2	7750.7	0.9231 mg/L	0.9231 mg/L	18:49:56
1	Sb 206.836†	33.8	26.9	0.0057 mg/L	0.0057 mg/L	18:49:56
1	Se 196.026†	-2.8	5.4	0.0070 mg/L	0.0070 mg/L	18:49:56
1	Sn 189.927†	614.0	539.6	0.1602 mg/L	0.1602 mg/L	18:49:56
1	Sr 407.771†	924474.2	931071.1	0.0414 mg/L	0.0414 mg/L	18:49:30
1	Ti 337.279†	1987059.3	2016916.7	2.786 mg/L	2.786 mg/L	18:49:30
1	Tl 190.801†	2.2	2.2	0.0075 mg/L	0.0075 mg/L	18:49:56
1	V 292.402†	23963.8	25841.5	0.0904 mg/L	0.0904 mg/L	18:49:36
1	Zn 213.857†	155497.0	157037.0	2.166 mg/L	2.166 mg/L	18:49:36
2	K 766.490†	10118.2	9753.8	4.746 mg/L	4.746 mg/L	18:49:18
2	Li 670.784†	1686.0	1636.3	0.0429 mg/L	0.0429 mg/L	18:49:18
2	Na 589.592	44544.6	45731.4	5.619 mg/L	5.619 mg/L	18:49:18
2	Y 371.029	3279676.8	3279676.8	0.987 mg/L		18:50:05
2	Ag 328.068†	15752.6	18335.6	0.0665 mg/L	0.0665 mg/L	18:50:11
2	Al 237.313†	384603.0	389883.5	46.76 mg/L	46.76 mg/L	18:50:11
2	As 188.979†	28.6	23.4	0.0302 mg/L	0.0302 mg/L	18:50:31
2	B 182.528†	2.6	7.9	0.0195 mg/L	0.0195 mg/L	18:50:31
2	Ba 233.527†	27875.5	28386.2	0.2613 mg/L	0.2613 mg/L	18:50:11
2	Be 313.107†	15779.2	13540.9	0.0009 mg/L	0.0009 mg/L	18:50:11
2	Ca 315.886†	1036000.8	1049781.2	7.945 mg/L	7.945 mg/L	18:50:05
2	Cd 228.802†	243.0	125.8	0.0033 mg/L	0.0033 mg/L	18:50:31
2	Co 228.616†	820.3	1011.9	0.0218 mg/L	0.0218 mg/L	18:50:31
2	Cr 267.716†	29823.4	29350.0	0.2004 mg/L	0.2004 mg/L	18:50:11
2	Cu 324.752†	544906.0	545638.5	1.959 mg/L	1.959 mg/L	18:50:05

2	Fe 234.349†	2816454.7	2853563.6	62.53 mg/L	62.53 mg/L	18:50:05
2	Fe 238.204†	6836399.6	6927821.8	61.19 mg/L	61.19 mg/L	18:50:05
2	Mg 279.077†	230582.0	233281.9	9.274 mg/L	9.274 mg/L	18:50:11
2	Mn 257.610†	588948.5	595260.6	0.7441 mg/L	0.7441 mg/L	18:50:05
2	Mo 202.031†	131.2	95.4	0.0070 mg/L	0.0070 mg/L	18:50:31
2	Ni 231.604†	2385.0	2395.2	0.0795 mg/L	0.0795 mg/L	18:50:31
2	P 214.914†	8420.3	8454.4	6.090 mg/L	6.090 mg/L	18:50:31
2	Pb 220.353†	7473.0	7725.9	0.9202 mg/L	0.9202 mg/L	18:50:31
2	Sb 206.836†	40.3	33.4	0.0091 mg/L	0.0091 mg/L	18:50:31
2	Se 196.026†	-7.6	0.6	0.0007 mg/L	0.0007 mg/L	18:50:31
2	Sn 189.927†	617.7	543.1	0.1612 mg/L	0.1612 mg/L	18:50:31
2	Sr 407.771†	926013.1	932225.8	0.0415 mg/L	0.0415 mg/L	18:50:05
2	Ti 337.279†	1988592.4	2017600.0	2.787 mg/L	2.787 mg/L	18:50:05
2	Tl 190.801†	-4.9	-5.1	0.0016 mg/L	0.0016 mg/L	18:50:31
2	V 292.402†	24023.3	25891.4	0.0906 mg/L	0.0906 mg/L	18:50:11
2	Zn 213.857†	155378.5	156848.9	2.163 mg/L	2.163 mg/L	18:50:11

Mean Data: 0607134-04

Analyte	Mean Corrected Intensity	Calib Conc. Units	Std.Dev.	Sample Conc. Units	Std.Dev.	RSD
Y 371.029	3278968.3	0.986 mg/L	0.0003			0.03%
Ag 328.068†	18297.4	0.0664 mg/L	0.00019	0.0664 mg/L	0.00019	0.28%
Al 237.313†	389918.6	46.76 mg/L	0.006	46.76 mg/L	0.006	0.01%
As 188.979†	22.8	0.0292 mg/L	0.00129	0.0292 mg/L	0.00129	4.41%
B 182.528†	7.6	0.0187 mg/L	0.00124	0.0187 mg/L	0.00124	6.65%
Ba 233.527†	28394.7	0.2614 mg/L	0.00011	0.2614 mg/L	0.00011	0.04%
Be 313.107†	13517.6	0.0009 mg/L	0.00001	0.0009 mg/L	0.00001	0.67%
Ca 315.886†	1049308.1	7.941 mg/L	0.0051	7.941 mg/L	0.0051	0.06%
Cd 228.802†	120.9	0.0031 mg/L	0.00017	0.0031 mg/L	0.00017	5.55%
Co 228.616†	1017.2	0.0220 mg/L	0.00022	0.0220 mg/L	0.00022	0.99%
Cr 267.716†	29255.2	0.1998 mg/L	0.00090	0.1998 mg/L	0.00090	0.45%
Cu 324.752†	545226.2	1.958 mg/L	0.0021	1.958 mg/L	0.0021	0.11%
Fe 234.349†	2856721.9	62.60 mg/L	0.098	62.60 mg/L	0.098	0.16%
Fe 238.204†	6926768.5	61.18 mg/L	0.013	61.18 mg/L	0.013	0.02%
K 766.490†	9740.5	4.740 mg/L	0.0092	4.740 mg/L	0.0092	0.19%
Li 670.784†	1622.8	0.0425 mg/L	0.00054	0.0425 mg/L	0.00054	1.28%
Mg 279.077†	233190.1	9.271 mg/L	0.0052	9.271 mg/L	0.0052	0.06%
Mn 257.610†	594869.1	0.7436 mg/L	0.00069	0.7436 mg/L	0.00069	0.09%
Mo 202.031†	91.9	0.0067 mg/L	0.00039	0.0067 mg/L	0.00039	5.82%
Na 589.592	45616.6	5.604 mg/L	0.0206	5.604 mg/L	0.0206	0.37%
Ni 231.604†	2394.5	0.0795 mg/L	0.00004	0.0795 mg/L	0.00004	0.05%
P 214.914†	8473.4	6.104 mg/L	0.0193	6.104 mg/L	0.0193	0.32%
Pb 220.353†	7738.3	0.9216 mg/L	0.00208	0.9216 mg/L	0.00208	0.23%
Sb 206.836†	30.2	0.0074 mg/L	0.00241	0.0074 mg/L	0.00241	32.55%
Se 196.026†	3.0	0.0038 mg/L	0.00450	0.0038 mg/L	0.00450	117.19%
Sn 189.927†	541.4	0.1607 mg/L	0.00071	0.1607 mg/L	0.00071	0.44%
Sr 407.771†	931648.5	0.0414 mg/L	0.00004	0.0414 mg/L	0.00004	0.09%
Ti 337.279†	2017258.3	2.786 mg/L	0.0007	2.786 mg/L	0.0007	0.02%
Tl 190.801†	-1.4	0.0046 mg/L	0.00417	0.0046 mg/L	0.00417	91.62%
V 292.402†	25866.4	0.0905 mg/L	0.00016	0.0905 mg/L	0.00016	0.17%
Zn 213.857†	156943.0	2.165 mg/L	0.0018	2.165 mg/L	0.0018	0.08%

=====
Sequence No.: 24
Sample ID: 0607134-05 x20
Analyst:
Initial Sample Wt:
Dilution:

Autosampler Location: 18
Date Collected: 7/15/2006 6:52:10 PM
Data Type: Original
Initial Sample Vol:
Sample Prep Vol:

Replicate Data: 0607134-05 x20

Repl#	Analyte	Net Intensity	Corrected Intensity	Calib. Conc. Units	Sample Conc. Units	Analysis Time
1	K 766.490†	1188.5	725.4	0.3268 mg/L	0.3268 mg/L	18:53:45
1	Li 670.784†	157.2	89.7	-0.0009 mg/L	-0.0009 mg/L	18:53:45
1	Na 589.592	2288.0	3474.8	0.2682 mg/L	0.2682 mg/L	18:53:45
1	Y 371.029	3220731.3	3220731.3	0.969 mg/L		18:54:00
1	Ag 328.068†	18787.2	21759.8	0.0767 mg/L	0.0767 mg/L	18:54:06
1	Al 237.313†	28417.1	29406.9	3.489 mg/L	3.489 mg/L	18:54:06
1	As 188.979†	12.7	7.5	0.0095 mg/L	0.0095 mg/L	18:54:26
1	B 182.528†	-3.1	2.1	0.0050 mg/L	0.0050 mg/L	18:54:26

1	Ba	233.527†	54453.4	56333.6	0.5199 mg/L	0.5199 mg/L	18:54:06
1	Be	313.107†	3229.4	881.2	0.0002 mg/L	0.0002 mg/L	18:54:06
1	Ca	315.886†	176866.1	182306.2	1.376 mg/L	1.376 mg/L	18:54:06
1	Cd	228.802†	288.9	177.7	0.0043 mg/L	0.0043 mg/L	18:54:26
1	Co	228.616†	-73.1	105.1	0.0010 mg/L	0.0010 mg/L	18:54:26
1	Cr	267.716†	16932.0	16598.3	0.1113 mg/L	0.1113 mg/L	18:54:06
1	Cu	324.752†	3075988.8	3168015.6	11.31 mg/L	11.31 mg/L	18:54:00
1	Fe	234.349†	574991.4	592447.1	12.97 mg/L	12.97 mg/L	18:54:00
1	Fe	238.204†	1431370.8	1476233.7	13.03 mg/L	13.03 mg/L	18:54:00
1	Mg	279.077†	21197.0	21457.9	0.8298 mg/L	0.8298 mg/L	18:54:06
1	Mn	257.610†	116623.4	118710.0	0.1466 mg/L	0.1466 mg/L	18:54:06
1	Mo	202.031†	68.8	33.5	0.0021 mg/L	0.0021 mg/L	18:54:26
1	Ni	231.604†	2497.1	2555.2	0.0850 mg/L	0.0850 mg/L	18:54:06
1	P	214.914†	3821.3	3864.2	2.790 mg/L	2.790 mg/L	18:54:06
1	Pb	220.353†	7931.4	8337.7	0.9823 mg/L	0.9823 mg/L	18:54:06
1	Sb	206.836†	4.7	-2.5	-0.0055 mg/L	-0.0055 mg/L	18:54:26
1	Se	196.026†	-10.9	-3.0	-0.0040 mg/L	-0.0040 mg/L	18:54:26
1	Sn	189.927†	2278.0	2268.1	0.6599 mg/L	0.6599 mg/L	18:54:26
1	Sr	407.771†	313737.2	317487.7	0.0139 mg/L	0.0139 mg/L	18:54:00
1	Ti	337.279†	107488.6	113045.6	0.1554 mg/L	0.1554 mg/L	18:54:06
1	Tl	190.801†	-5.3	-5.6	-0.0040 mg/L	-0.0040 mg/L	18:54:26
1	V	292.402†	4563.9	6253.4	0.0223 mg/L	0.0223 mg/L	18:54:06
2	Zn	213.857†	325111.6	334908.5	4.629 mg/L	4.629 mg/L	18:54:06
2	K	766.490†	1153.1	688.2	0.3086 mg/L	0.3086 mg/L	18:53:50
2	Li	670.784†	226.2	160.9	0.0011 mg/L	0.0011 mg/L	18:53:50
2	Na	589.592	2236.2	3423.1	0.2616 mg/L	0.2616 mg/L	18:53:50
2	Y	371.029	3222811.5	3222811.5	0.970 mg/L	0.970 mg/L	18:54:34
2	Ag	328.068†	18317.2	21262.5	0.0750 mg/L	0.0750 mg/L	18:54:39
2	Al	237.313†	27780.8	28731.6	3.407 mg/L	3.407 mg/L	18:54:39
2	As	188.979†	11.1	5.8	0.0071 mg/L	0.0071 mg/L	18:55:00
2	B	182.528†	-5.0	0.2	0.0001 mg/L	0.0001 mg/L	18:55:00
2	Ba	233.527†	53200.4	55005.0	0.5076 mg/L	0.5076 mg/L	18:54:39
2	Be	313.107†	3187.2	835.6	0.0002 mg/L	0.0002 mg/L	18:54:39
2	Ca	315.886†	173173.1	178379.4	1.346 mg/L	1.346 mg/L	18:54:39
2	Cd	228.802†	300.5	189.5	0.0046 mg/L	0.0046 mg/L	18:55:00
2	Co	228.616†	-89.9	87.8	0.0005 mg/L	0.0005 mg/L	18:55:00
2	Cr	267.716†	16563.1	16206.6	0.1087 mg/L	0.1087 mg/L	18:54:39
2	Cu	324.752†	3070800.7	3160615.5	11.28 mg/L	11.28 mg/L	18:54:34
2	Fe	234.349†	577603.6	594758.4	13.02 mg/L	13.02 mg/L	18:54:34
2	Fe	238.204†	1438985.6	1483134.2	13.09 mg/L	13.09 mg/L	18:54:34
2	Mg	279.077†	20806.3	21040.7	0.8130 mg/L	0.8130 mg/L	18:54:39
2	Mn	257.610†	114230.8	116164.5	0.1434 mg/L	0.1434 mg/L	18:54:39
2	Mo	202.031†	69.5	34.2	0.0022 mg/L	0.0022 mg/L	18:55:00
2	Ni	231.604†	2452.1	2507.1	0.0833 mg/L	0.0833 mg/L	18:54:39
2	P	214.914†	3762.3	3800.7	2.745 mg/L	2.745 mg/L	18:54:39
2	Pb	220.353†	7719.1	8113.5	0.9557 mg/L	0.9557 mg/L	18:54:39
2	Sb	206.836†	9.1	2.0	-0.0030 mg/L	-0.0030 mg/L	18:55:00
2	Se	196.026†	-7.4	0.6	0.0007 mg/L	0.0007 mg/L	18:55:00
2	Sn	189.927†	2290.6	2279.6	0.6632 mg/L	0.6632 mg/L	18:55:00
2	Sr	407.771†	315196.3	318783.7	0.0140 mg/L	0.0140 mg/L	18:54:34
2	Ti	337.279†	105296.8	110713.3	0.1522 mg/L	0.1522 mg/L	18:54:39
2	Tl	190.801†	-9.1	-9.5	-0.0072 mg/L	-0.0072 mg/L	18:55:00
2	V	292.402†	4433.2	6115.5	0.0218 mg/L	0.0218 mg/L	18:54:39
2	Zn	213.857†	317714.3	327062.3	4.521 mg/L	4.521 mg/L	18:54:39

Mean Data: 0607134-05 x20

Analyte	Mean Corrected Intensity	Calib Conc.	Units	Std.Dev.	Sample Conc.	Units	Std.Dev.	RSD
Y 371.029	3221771.4	0.969	mg/L	0.0004				0.05%
Ag 328.068†	21511.1	0.0758	mg/L	0.00125	0.0758	mg/L	0.00125	1.65%
Al 237.313†	29069.2	3.448	mg/L	0.0578	3.448	mg/L	0.0578	1.67%
As 188.979†	6.7	0.0083	mg/L	0.00168	0.0083	mg/L	0.00168	20.16%
B 182.528†	1.1	0.0025	mg/L	0.00346	0.0025	mg/L	0.00346	137.11%
Ba 233.527†	55669.3	0.5137	mg/L	0.00869	0.5137	mg/L	0.00869	1.69%
Be 313.107†	858.4	0.0002	mg/L	0.00000	0.0002	mg/L	0.00000	2.37%
Ca 315.886†	180342.8	1.361	mg/L	0.0210	1.361	mg/L	0.0210	1.54%
Cd 228.802†	183.6	0.0044	mg/L	0.00023	0.0044	mg/L	0.00023	5.12%
Co 228.616†	96.5	0.0008	mg/L	0.00035	0.0008	mg/L	0.00035	46.60%
Cr 267.716†	16402.5	0.1100	mg/L	0.00188	0.1100	mg/L	0.00188	1.70%
Cu 324.752†	3164315.5	11.29	mg/L	0.019	11.29	mg/L	0.019	0.17%
Fe 234.349†	593602.7	13.00	mg/L	0.036	13.00	mg/L	0.036	0.28%

Fe 238.204†	1479684.0	13.06 mg/L	0.043	13.06 mg/L	0.043	0.33%
K 766.490†	706.8	0.3177 mg/L	0.01288	0.3177 mg/L	0.01288	4.05%
Li 670.784†	125.3	0.0001 mg/L	0.00142	0.0001 mg/L	0.00142	>999.9%
Mg 279.077†	21249.3	0.8214 mg/L	0.01181	0.8214 mg/L	0.01181	1.44%
Mn 257.610†	117437.3	0.1450 mg/L	0.00226	0.1450 mg/L	0.00226	1.56%
Mo 202.031†	33.8	0.0022 mg/L	0.00004	0.0022 mg/L	0.00004	1.82%
Na 589.592	3449.0	0.2649 mg/L	0.00464	0.2649 mg/L	0.00464	1.75%
Ni 231.604†	2531.1	0.0841 mg/L	0.00117	0.0841 mg/L	0.00117	1.39%
P 214.914†	3832.4	2.767 mg/L	0.0323	2.767 mg/L	0.0323	1.17%
Pb 220.353†	8225.6	0.9690 mg/L	0.01879	0.9690 mg/L	0.01879	1.94%
Sb 206.836†	-0.2	-0.0043 mg/L	0.00174	-0.0043 mg/L	0.00174	40.71%
Se 196.026†	-1.2	-0.0017 mg/L	0.00334	-0.0017 mg/L	0.00334	200.24%
Sn 189.927†	2273.9	0.6615 mg/L	0.00236	0.6615 mg/L	0.00236	0.36%
Sr 407.771†	318135.7	0.0139 mg/L	0.00004	0.0139 mg/L	0.00004	0.29%
Ti 337.279†	111879.4	0.1538 mg/L	0.00228	0.1538 mg/L	0.00228	1.48%
Tl 190.801†	-7.5	-0.0056 mg/L	0.00226	-0.0056 mg/L	0.00226	40.36%
V 292.402†	6184.4	0.0221 mg/L	0.00039	0.0221 mg/L	0.00039	1.75%
Zn 213.857†	330985.4	4.575 mg/L	0.0767	4.575 mg/L	0.0767	1.68%

Sequence No.: 25

Sample ID: CCV

Analyst:

Initial Sample Wt:

Dilution:

Autosampler Location: 3

Date Collected: 7/15/2006 6:56:39 PM

Data Type: Original

Initial Sample Vol:

Sample Prep Vol:

Replicate Data: CCV

Repl#	Analyte	Net Intensity	Corrected Intensity	Calib. Conc. Units	Sample Conc. Units	Analysis Time
1	K 766.490†	49022.4	50914.0	24.89 mg/L	24.89 mg/L	18:58:16
1	Li 670.784†	17184.2	17950.5	0.5050 mg/L	0.5050 mg/L	18:58:16
1	Na 589.592	196228.1	197414.9	24.83 mg/L	24.83 mg/L	18:58:16
1	Y 371.029	3169345.4	3169345.4	0.953 mg/L		18:58:31
1	Ag 328.068†	67249.4	72901.8	0.2590 mg/L	0.2590 mg/L	18:58:36
1	Al 237.313†	20168.6	21231.3	2.551 mg/L	2.551 mg/L	18:58:36
1	As 188.979†	330.2	340.7	0.4932 mg/L	0.4932 mg/L	18:58:56
1	B 182.528†	180.9	195.0	0.4901 mg/L	0.4901 mg/L	18:58:56
1	Ba 233.527†	52750.6	55458.9	0.5117 mg/L	0.5117 mg/L	18:58:36
1	Be 313.107†	238844.2	248050.3	0.0508 mg/L	0.0508 mg/L	18:58:31
1	Ca 315.886†	643573.6	674752.9	5.107 mg/L	5.107 mg/L	18:58:31
1	Cd 228.802†	9472.7	9814.6	0.2579 mg/L	0.2579 mg/L	18:58:56
1	Co 228.616†	16717.4	17713.9	0.5134 mg/L	0.5134 mg/L	18:58:36
1	Cr 267.716†	72579.4	75245.2	0.5082 mg/L	0.5082 mg/L	18:58:36
1	Cu 324.752†	146959.0	147493.8	0.5258 mg/L	0.5258 mg/L	18:58:36
1	Fe 234.349†	113516.1	118069.1	2.571 mg/L	2.571 mg/L	18:58:36
1	Fe 238.204†	281486.6	294176.3	2.588 mg/L	2.588 mg/L	18:58:36
1	Mg 279.077†	123843.8	129469.5	5.150 mg/L	5.150 mg/L	18:58:36
1	Mn 257.610†	390609.0	408020.2	0.5094 mg/L	0.5094 mg/L	18:58:31
1	Mo 202.031†	6380.5	6654.4	0.5167 mg/L	0.5167 mg/L	18:58:56
1	Ni 231.604†	13927.3	14585.0	0.4981 mg/L	0.4981 mg/L	18:58:36
1	P 214.914†	6938.3	7197.2	5.186 mg/L	5.186 mg/L	18:58:56
1	Pb 220.353†	4041.3	4390.4	0.5207 mg/L	0.5207 mg/L	18:58:56
1	Sb 206.836†	949.6	988.6	0.5104 mg/L	0.5104 mg/L	18:58:56
1	Se 196.026†	733.9	778.0	1.020 mg/L	1.020 mg/L	18:58:56
1	Sn 189.927†	1775.9	1779.6	0.5173 mg/L	0.5173 mg/L	18:58:56
1	Sr 407.771†	1099240.8	1146581.1	0.0511 mg/L	0.0511 mg/L	18:58:31
1	Ti 337.279†	348329.3	367440.2	0.5069 mg/L	0.5069 mg/L	18:58:36
1	Tl 190.801†	604.7	634.1	0.5168 mg/L	0.5168 mg/L	18:58:56
1	V 292.402†	119293.3	126659.0	0.5103 mg/L	0.5103 mg/L	18:58:36
1	Zn 213.857†	36479.6	37628.8	0.5169 mg/L	0.5169 mg/L	18:58:36
2	K 766.490†	49657.9	51191.7	25.03 mg/L	25.03 mg/L	18:58:21
2	Li 670.784†	17501.8	18146.5	0.5105 mg/L	0.5105 mg/L	18:58:21
2	Na 589.592	197848.8	199035.7	25.03 mg/L	25.03 mg/L	18:58:21
2	Y 371.029	3193180.4	3193180.4	0.961 mg/L		18:59:03
2	Ag 328.068†	67698.1	72842.4	0.2588 mg/L	0.2588 mg/L	18:59:09
2	Al 237.313†	20285.5	21195.0	2.546 mg/L	2.546 mg/L	18:59:09
2	As 188.979†	326.5	334.3	0.4839 mg/L	0.4839 mg/L	18:59:29
2	B 182.528†	177.3	189.8	0.4771 mg/L	0.4771 mg/L	18:59:29
2	Ba 233.527†	53206.4	55520.4	0.5123 mg/L	0.5123 mg/L	18:59:09
2	Be 313.107†	240607.6	248016.1	0.0508 mg/L	0.0508 mg/L	18:59:03
2	Ca 315.886†	650459.8	676883.0	5.123 mg/L	5.123 mg/L	18:59:03

Fe 238.204†	1479684.0	13.06 mg/L	0.043	13.06 mg/L	0.043	0.33%
K 766.490†	706.8	0.3177 mg/L	0.01288	0.3177 mg/L	0.01288	4.05%
Li 670.784†	125.3	0.0001 mg/L	0.00142	0.0001 mg/L	0.00142	>999.9%
Mg 279.077†	21249.3	0.8214 mg/L	0.01181	0.8214 mg/L	0.01181	1.44%
Mn 257.610†	117437.3	0.1450 mg/L	0.00226	0.1450 mg/L	0.00226	1.56%
Mo 202.031†	33.8	0.0022 mg/L	0.00004	0.0022 mg/L	0.00004	1.82%
Na 589.592	3449.0	0.2649 mg/L	0.00464	0.2649 mg/L	0.00464	1.75%
Ni 231.604†	2531.1	0.0841 mg/L	0.00117	0.0841 mg/L	0.00117	1.39%
P 214.914†	3832.4	2.767 mg/L	0.0323	2.767 mg/L	0.0323	1.17%
Pb 220.353†	8225.6	0.9690 mg/L	0.01879	0.9690 mg/L	0.01879	1.94%
Sb 206.836†	-0.2	-0.0043 mg/L	0.00174	-0.0043 mg/L	0.00174	40.71%
Se 196.026†	-1.2	-0.0017 mg/L	0.00334	-0.0017 mg/L	0.00334	200.24%
Sn 189.927†	2273.9	0.6615 mg/L	0.00236	0.6615 mg/L	0.00236	0.36%
Sr 407.771†	318135.7	0.0139 mg/L	0.00004	0.0139 mg/L	0.00004	0.29%
Ti 337.279†	111879.4	0.1538 mg/L	0.00228	0.1538 mg/L	0.00228	1.48%
Tl 190.801†	-7.5	-0.0056 mg/L	0.00226	-0.0056 mg/L	0.00226	40.36%
V 292.402†	6184.4	0.0221 mg/L	0.00039	0.0221 mg/L	0.00039	1.75%
Zn 213.857†	330985.4	4.575 mg/L	0.0767	4.575 mg/L	0.0767	1.68%

Sequence No.: 25

Sample ID: CCV

Analyst:

Initial Sample Wt:

Dilution:

Autosampler Location: 3

Date Collected: 7/15/2006 6:56:39 PM

Data Type: Original

Initial Sample Vol:

Sample Prep Vol:

Replicate Data: CCV

Repl#	Analyte	Net Intensity	Corrected Intensity	Calib. Conc. Units	Sample Conc. Units	Analysis Time
1	K 766.490†	49022.4	50914.0	24.89 mg/L	24.89 mg/L	18:58:16
1	Li 670.784†	17184.2	17950.5	0.5050 mg/L	0.5050 mg/L	18:58:16
1	Na 589.592	196228.1	197414.9	24.83 mg/L	24.83 mg/L	18:58:16
1	Y 371.029	3169345.4	3169345.4	0.953 mg/L		18:58:31
1	Ag 328.068†	67249.4	72901.8	0.2590 mg/L	0.2590 mg/L	18:58:36
1	Al 237.313†	20168.6	21231.3	2.551 mg/L	2.551 mg/L	18:58:36
1	As 188.979†	330.2	340.7	0.4932 mg/L	0.4932 mg/L	18:58:56
1	B 182.528†	180.9	195.0	0.4901 mg/L	0.4901 mg/L	18:58:56
1	Ba 233.527†	52750.6	55458.9	0.5117 mg/L	0.5117 mg/L	18:58:36
1	Be 313.107†	238844.2	248050.3	0.0508 mg/L	0.0508 mg/L	18:58:31
1	Ca 315.886†	643573.6	674752.9	5.107 mg/L	5.107 mg/L	18:58:31
1	Cd 228.802†	9472.7	9814.6	0.2579 mg/L	0.2579 mg/L	18:58:56
1	Co 228.616†	16717.4	17713.9	0.5134 mg/L	0.5134 mg/L	18:58:36
1	Cr 267.716†	72579.4	75245.2	0.5082 mg/L	0.5082 mg/L	18:58:36
1	Cu 324.752†	146959.0	147493.8	0.5258 mg/L	0.5258 mg/L	18:58:36
1	Fe 234.349†	113516.1	118069.1	2.571 mg/L	2.571 mg/L	18:58:36
1	Fe 238.204†	281486.6	294176.3	2.588 mg/L	2.588 mg/L	18:58:36
1	Mg 279.077†	123843.8	129469.5	5.150 mg/L	5.150 mg/L	18:58:36
1	Mn 257.610†	390609.0	408020.2	0.5094 mg/L	0.5094 mg/L	18:58:31
1	Mo 202.031†	6380.5	6654.4	0.5167 mg/L	0.5167 mg/L	18:58:56
1	Ni 231.604†	13927.3	14585.0	0.4981 mg/L	0.4981 mg/L	18:58:36
1	P 214.914†	6938.3	7197.2	5.186 mg/L	5.186 mg/L	18:58:56
1	Pb 220.353†	4041.3	4390.4	0.5207 mg/L	0.5207 mg/L	18:58:56
1	Sb 206.836†	949.6	988.6	0.5104 mg/L	0.5104 mg/L	18:58:56
1	Se 196.026†	733.9	778.0	1.020 mg/L	1.020 mg/L	18:58:56
1	Sn 189.927†	1775.9	1779.6	0.5173 mg/L	0.5173 mg/L	18:58:56
1	Sr 407.771†	1099240.8	1146581.1	0.0511 mg/L	0.0511 mg/L	18:58:31
1	Ti 337.279†	348329.3	367440.2	0.5069 mg/L	0.5069 mg/L	18:58:36
1	Tl 190.801†	604.7	634.1	0.5168 mg/L	0.5168 mg/L	18:58:56
1	V 292.402†	119293.3	126659.0	0.5103 mg/L	0.5103 mg/L	18:58:36
1	Zn 213.857†	36479.6	37628.8	0.5169 mg/L	0.5169 mg/L	18:58:36
2	K 766.490†	49657.9	51191.7	25.03 mg/L	25.03 mg/L	18:58:21
2	Li 670.784†	17501.8	18146.5	0.5105 mg/L	0.5105 mg/L	18:58:21
2	Na 589.592	197848.8	199035.7	25.03 mg/L	25.03 mg/L	18:58:21
2	Y 371.029	3193180.4	3193180.4	0.961 mg/L		18:59:03
2	Ag 328.068†	67698.1	72842.4	0.2588 mg/L	0.2588 mg/L	18:59:09
2	Al 237.313†	20285.5	21195.0	2.546 mg/L	2.546 mg/L	18:59:09
2	As 188.979†	326.5	334.3	0.4839 mg/L	0.4839 mg/L	18:59:29
2	B 182.528†	177.3	189.8	0.4771 mg/L	0.4771 mg/L	18:59:29
2	Ba 233.527†	53206.4	55520.4	0.5123 mg/L	0.5123 mg/L	18:59:09
2	Be 313.107†	240607.6	248016.1	0.0508 mg/L	0.0508 mg/L	18:59:03
2	Ca 315.886†	650459.8	676883.0	5.123 mg/L	5.123 mg/L	18:59:03

2	Cd 228.802†	9434.8	9700.9	0.2549 mg/L	0.2549 mg/L	18:59:29
2	Co 228.616†	16799.5	17668.5	0.5120 mg/L	0.5120 mg/L	18:59:09
2	Cr 267.716†	73349.0	75478.1	0.5098 mg/L	0.5098 mg/L	18:59:09
2	Cu 324.752†	148185.1	147619.7	0.5262 mg/L	0.5262 mg/L	18:59:09
2	Fe 234.349†	114622.0	118331.7	2.577 mg/L	2.577 mg/L	18:59:09
2	Fe 238.204†	283602.0	294174.7	2.588 mg/L	2.588 mg/L	18:59:09
2	Mg 279.077†	125061.8	129767.9	5.162 mg/L	5.162 mg/L	18:59:09
2	Mn 257.610†	393857.5	408343.8	0.5098 mg/L	0.5098 mg/L	18:59:03
2	Mo 202.031†	6374.4	6598.0	0.5123 mg/L	0.5123 mg/L	18:59:29
2	Ni 231.604†	14088.2	14643.5	0.5001 mg/L	0.5001 mg/L	18:59:09
2	P 214.914†	6906.2	7109.5	5.123 mg/L	5.123 mg/L	18:59:29
2	Pb 220.353†	4031.1	4348.2	0.5157 mg/L	0.5157 mg/L	18:59:29
2	Sb 206.836†	951.8	983.4	0.5076 mg/L	0.5076 mg/L	18:59:29
2	Se 196.026†	729.7	767.9	1.006 mg/L	1.006 mg/L	18:59:29
2	Sn 189.927†	1784.1	1774.3	0.5157 mg/L	0.5157 mg/L	18:59:29
2	Sr 407.771†	1108209.8	1147312.0	0.0511 mg/L	0.0511 mg/L	18:59:03
2	Ti 337.279†	351439.1	367950.4	0.5076 mg/L	0.5076 mg/L	18:59:09
2	Tl 190.801†	608.8	633.7	0.5164 mg/L	0.5164 mg/L	18:59:29
2	V 292.402†	120525.3	127007.6	0.5116 mg/L	0.5116 mg/L	18:59:09
2	Zn 213.857†	36734.3	37608.3	0.5166 mg/L	0.5166 mg/L	18:59:09

Mean Data: CCV

Analyte	Mean Corrected Intensity	Calib Conc. Units	Std.Dev.	Sample Conc. Units	Std.Dev.	RSD
Y 371.029	3181262.9	0.957 mg/L	0.0051			0.53%
Ag 328.068†	72872.1	0.2589 mg/L	0.00015	0.2589 mg/L	0.00015	0.06%
QC value within limits for Ag 328.068 Recovery = 103.55%						
Al 237.313†	21213.1	2.548 mg/L	0.0031	2.548 mg/L	0.0031	0.12%
QC value within limits for Al 237.313 Recovery = 101.93%						
As 188.979†	337.5	0.4886 mg/L	0.00656	0.4886 mg/L	0.00656	1.34%
QC value within limits for As 188.979 Recovery = 97.71%						
B 182.528†	192.4	0.4836 mg/L	0.00922	0.4836 mg/L	0.00922	1.91%
QC value within limits for B 182.528 Recovery = 96.72%						
Ba 233.527†	55489.7	0.5120 mg/L	0.00040	0.5120 mg/L	0.00040	0.08%
QC value within limits for Ba 233.527 Recovery = 102.40%						
Be 313.107†	248033.2	0.0508 mg/L	0.00001	0.0508 mg/L	0.00001	0.01%
QC value within limits for Be 313.107 Recovery = 101.60%						
Ca 315.886†	675818.0	5.115 mg/L	0.0114	5.115 mg/L	0.0114	0.22%
QC value within limits for Ca 315.886 Recovery = 102.30%						
Cd 228.802†	9757.7	0.2564 mg/L	0.00208	0.2564 mg/L	0.00208	0.81%
QC value within limits for Cd 228.802 Recovery = 102.57%						
Co 228.616†	17691.2	0.5127 mg/L	0.00094	0.5127 mg/L	0.00094	0.18%
QC value within limits for Co 228.616 Recovery = 102.54%						
Cr 267.716†	75361.7	0.5090 mg/L	0.00112	0.5090 mg/L	0.00112	0.22%
QC value within limits for Cr 267.716 Recovery = 101.79%						
Cu 324.752†	147556.7	0.5260 mg/L	0.00032	0.5260 mg/L	0.00032	0.06%
QC value within limits for Cu 324.752 Recovery = 105.20%						
Fe 234.349†	118200.4	2.574 mg/L	0.0041	2.574 mg/L	0.0041	0.16%
QC value within limits for Fe 234.349 Recovery = 102.97%						
Fe 238.204†	294175.5	2.588 mg/L	0.0000	2.588 mg/L	0.0000	0.00%
QC value within limits for Fe 238.204 Recovery = 103.52%						
K 766.490†	51052.8	24.96 mg/L	0.096	24.96 mg/L	0.096	0.39%
QC value within limits for K 766.490 Recovery = 99.84%						
Li 670.784†	18048.5	0.5077 mg/L	0.00393	0.5077 mg/L	0.00393	0.77%
QC value within limits for Li 670.784 Recovery = 101.55%						
Mg 279.077†	129618.7	5.156 mg/L	0.0084	5.156 mg/L	0.0084	0.16%
QC value within limits for Mg 279.077 Recovery = 103.12%						
Mn 257.610†	408182.0	0.5096 mg/L	0.00029	0.5096 mg/L	0.00029	0.06%
QC value within limits for Mn 257.610 Recovery = 101.92%						
Mo 202.031†	6626.2	0.5145 mg/L	0.00310	0.5145 mg/L	0.00310	0.60%
QC value within limits for Mo 202.031 Recovery = 102.90%						
Na 589.592	198225.3	24.93 mg/L	0.145	24.93 mg/L	0.145	0.58%
QC value within limits for Na 589.592 Recovery = 99.71%						
Ni 231.604†	14614.3	0.4991 mg/L	0.00142	0.4991 mg/L	0.00142	0.28%
QC value within limits for Ni 231.604 Recovery = 99.83%						
P 214.914†	7153.3	5.155 mg/L	0.0446	5.155 mg/L	0.0446	0.87%
QC value within limits for P 214.914 Recovery = 103.09%						
Pb 220.353†	4369.3	0.5182 mg/L	0.00354	0.5182 mg/L	0.00354	0.68%
QC value within limits for Pb 220.353 Recovery = 103.64%						
Sb 206.836†	986.0	0.5090 mg/L	0.00194	0.5090 mg/L	0.00194	0.38%
QC value within limits for Sb 206.836 Recovery = 101.80%						

Se 196.026†	772.9	1.013 mg/L	0.0094	1.013 mg/L	0.0094	0.92%
QC value within limits for Se 196.026 Recovery = 101.30%						
Sn 189.927†	1777.0	0.5165 mg/L	0.00110	0.5165 mg/L	0.00110	0.21%
QC value within limits for Sn 189.927 Recovery = 103.30%						
Sr 407.771†	1146946.6	0.0511 mg/L	0.00002	0.0511 mg/L	0.00002	0.05%
QC value within limits for Sr 407.771 Recovery = 102.18%						
Ti 337.279†	367695.3	0.5073 mg/L	0.00050	0.5073 mg/L	0.00050	0.10%
QC value within limits for Ti 337.279 Recovery = 101.45%						
Tl 190.801†	633.9	0.5166 mg/L	0.00025	0.5166 mg/L	0.00025	0.05%
QC value within limits for Tl 190.801 Recovery = 103.31%						
V 292.402†	126833.3	0.5109 mg/L	0.00093	0.5109 mg/L	0.00093	0.18%
QC value within limits for V 292.402 Recovery = 102.19%						
Zn 213.857†	37618.6	0.5168 mg/L	0.00021	0.5168 mg/L	0.00021	0.04%
QC value within limits for Zn 213.857 Recovery = 103.36%						

All analyte(s) passed QC.

Sequence No.: 26

Sample ID: ICCB

Analyst:

Initial Sample Wt:

Dilution:

Autosampler Location: 1

Date Collected: 7/15/2006 7:01:07 PM

Data Type: Original

Initial Sample Vol:

Sample Prep Vol:

Replicate Data: ICCB

Repl#	Analyte	Net Intensity	Corrected Intensity	Calib. Conc. Units	Sample Conc. Units	Analysis Time
1	K 766.490†	467.6	-16.9	-0.0365 mg/L	-0.0365 mg/L	19:02:40
1	Li 670.784†	86.2	16.8	-0.0030 mg/L	-0.0030 mg/L	19:02:40
1	Na 589.592	-875.4	311.4	-0.1324 mg/L	-0.1324 mg/L	19:02:40
1	Y 371.029	3209407.4	3209407.4	0.966 mg/L		19:02:53
1	Ag 328.068†	-2298.9	-11.1	-0.0014 mg/L	-0.0014 mg/L	19:02:58
1	Al 237.313†	-36.7	40.2	0.0032 mg/L	0.0032 mg/L	19:03:19
1	As 188.979†	2.9	-2.6	-0.0050 mg/L	-0.0050 mg/L	19:03:19
1	B 182.528†	-3.7	1.4	0.0032 mg/L	0.0032 mg/L	19:03:19
1	Ba 233.527†	-145.2	-16.7	-0.0014 mg/L	-0.0014 mg/L	19:03:19
1	Be 313.107†	2222.0	-150.4	0.0000 mg/L	0.0000 mg/L	19:02:58
1	Ca 315.886†	705.9	498.1	-0.0009 mg/L	-0.0009 mg/L	19:02:58
1	Cd 228.802†	125.4	9.4	-0.0002 mg/L	-0.0002 mg/L	19:03:19
1	Co 228.616†	-180.4	-6.3	-0.0019 mg/L	-0.0019 mg/L	19:03:19
1	Cr 267.716†	937.1	93.8	-0.0013 mg/L	-0.0013 mg/L	19:02:58
1	Cu 324.752†	8610.4	2279.8	0.0068 mg/L	0.0068 mg/L	19:02:58
1	Fe 234.349†	997.0	45.0	-0.0097 mg/L	-0.0097 mg/L	19:03:19
1	Fe 238.204†	1263.7	259.4	-0.0090 mg/L	-0.0090 mg/L	19:03:19
1	Mg 279.077†	459.9	57.2	-0.0212 mg/L	-0.0212 mg/L	19:02:58
1	Mn 257.610†	1630.2	34.2	-0.0022 mg/L	-0.0022 mg/L	19:02:58
1	Mo 202.031†	53.3	17.7	0.0009 mg/L	0.0009 mg/L	19:03:19
1	Ni 231.604†	11.2	-10.5	-0.0030 mg/L	-0.0030 mg/L	19:03:19
1	P 214.914†	94.4	18.0	0.0253 mg/L	0.0253 mg/L	19:03:19
1	Pb 220.353†	-139.8	7.1	0.0002 mg/L	0.0002 mg/L	19:03:19
1	Sb 206.836†	18.0	11.2	0.0041 mg/L	0.0041 mg/L	19:03:19
1	Se 196.026†	-7.5	0.5	0.0006 mg/L	0.0006 mg/L	19:03:19
1	Sn 189.927†	84.9	4.9	-0.0012 mg/L	-0.0012 mg/L	19:03:19
1	Sr 407.771†	6462.6	380.5	-0.0003 mg/L	-0.0003 mg/L	19:02:53
1	Ti 337.279†	-1762.4	283.8	-0.0004 mg/L	-0.0004 mg/L	19:02:58
1	Tl 190.801†	15.8	16.3	0.0116 mg/L	0.0116 mg/L	19:03:19
1	V 292.402†	-1554.1	-66.5	-0.0008 mg/L	-0.0008 mg/L	19:02:58
1	Zn 213.857†	888.0	288.3	0.0030 mg/L	0.0030 mg/L	19:03:19
2	K 766.490†	508.3	27.3	-0.0149 mg/L	-0.0149 mg/L	19:02:45
2	Li 670.784†	88.3	19.3	-0.0029 mg/L	-0.0029 mg/L	19:02:45
2	Na 589.592	-882.5	304.3	-0.1333 mg/L	-0.1333 mg/L	19:02:45
2	Y 371.029	3196859.0	3196859.0	0.962 mg/L		19:03:25
2	Ag 328.068†	-2541.5	-272.6	-0.0023 mg/L	-0.0023 mg/L	19:03:30
2	Al 237.313†	-48.6	27.7	0.0017 mg/L	0.0017 mg/L	19:03:50
2	As 188.979†	4.8	-0.6	-0.0021 mg/L	-0.0021 mg/L	19:03:50
2	B 182.528†	-0.7	4.5	0.0111 mg/L	0.0111 mg/L	19:03:50
2	Ba 233.527†	-125.2	3.5	-0.0012 mg/L	-0.0012 mg/L	19:03:50
2	Be 313.107†	2271.6	-89.8	0.0000 mg/L	0.0000 mg/L	19:03:30
2	Ca 315.886†	792.2	590.7	-0.0002 mg/L	-0.0002 mg/L	19:03:30
2	Cd 228.802†	120.4	4.7	-0.0003 mg/L	-0.0003 mg/L	19:03:50
2	Co 228.616†	-188.8	-15.7	-0.0022 mg/L	-0.0022 mg/L	19:03:50
2	Cr 267.716†	911.5	71.0	-0.0015 mg/L	-0.0015 mg/L	19:03:30

2	Cu 324.752†	8447.3	2145.2	0.0064 mg/L	0.0064 mg/L	19:03:30
2	Fe 234.349†	959.3	9.9	-0.0105 mg/L	-0.0105 mg/L	19:03:50
2	Fe 238.204†	1229.8	229.2	-0.0092 mg/L	-0.0092 mg/L	19:03:50
2	Mg 279.077†	430.1	28.1	-0.0224 mg/L	-0.0224 mg/L	19:03:30
2	Mn 257.610†	1625.2	35.7	-0.0022 mg/L	-0.0022 mg/L	19:03:30
2	Mo 202.031†	47.8	12.1	0.0005 mg/L	0.0005 mg/L	19:03:50
2	Ni 231.604†	11.0	-10.6	-0.0030 mg/L	-0.0030 mg/L	19:03:50
2	P 214.914†	102.9	27.2	0.0319 mg/L	0.0319 mg/L	19:03:50
2	Pb 220.353†	-168.4	-23.2	-0.0034 mg/L	-0.0034 mg/L	19:03:50
2	Sb 206.836†	19.0	12.4	0.0047 mg/L	0.0047 mg/L	19:03:50
2	Se 196.026†	-8.0	-0.1	-0.0002 mg/L	-0.0002 mg/L	19:03:50
2	Sn 189.927†	66.8	-13.5	-0.0066 mg/L	-0.0066 mg/L	19:03:50
2	Sr 407.771†	6641.5	592.9	-0.0003 mg/L	-0.0003 mg/L	19:03:25
2	Ti 337.279†	-1689.7	352.2	-0.0003 mg/L	-0.0003 mg/L	19:03:30
2	Tl 190.801†	-3.1	-3.3	-0.0043 mg/L	-0.0043 mg/L	19:03:50
2	V 292.402†	-1451.0	34.4	-0.0004 mg/L	-0.0004 mg/L	19:03:30
2	Zn 213.857†	858.5	261.3	0.0026 mg/L	0.0026 mg/L	19:03:50

Mean Data: ICCB

Analyte	Mean Corrected Intensity	Calib Conc. Units	Std.Dev.	Sample Conc. Units	Std.Dev.	RSD
Y 371.029	3203133.2	0.964 mg/L	0.0027			0.28%
Ag 328.068†	-141.8	-0.0019 mg/L	0.00066	-0.0019 mg/L	0.00066	35.39%
QC value within limits for Ag 328.068		Recovery = Not calculated				
Al 237.313†	34.0	0.0025 mg/L	0.00107	0.0025 mg/L	0.00107	42.82%
QC value within limits for Al 237.313		Recovery = Not calculated				
As 188.979†	-1.6	-0.0035 mg/L	0.00206	-0.0035 mg/L	0.00206	58.15%
QC value within limits for As 188.979		Recovery = Not calculated				
B 182.528†	3.0	0.0071 mg/L	0.00553	0.0071 mg/L	0.00553	77.41%
QC value within limits for B 182.528		Recovery = Not calculated				
Ba 233.527†	-6.6	-0.0013 mg/L	0.00013	-0.0013 mg/L	0.00013	10.06%
QC value within limits for Ba 233.527		Recovery = Not calculated				
Be 313.107†	-120.1	0.0000 mg/L	0.00001	0.0000 mg/L	0.00001	25.38%
QC value within limits for Be 313.107		Recovery = Not calculated				
Ca 315.886†	544.4	-0.0006 mg/L	0.00050	-0.0006 mg/L	0.00050	86.34%
QC value within limits for Ca 315.886		Recovery = Not calculated				
Cd 228.802†	7.0	-0.0003 mg/L	0.00010	-0.0003 mg/L	0.00010	37.77%
QC value within limits for Cd 228.802		Recovery = Not calculated				
Co 228.616†	-11.0	-0.0020 mg/L	0.00020	-0.0020 mg/L	0.00020	9.63%
QC value less than the lower limit for Co 228.616		Recovery = Not calculated				
Cr 267.716†	82.4	-0.0014 mg/L	0.00011	-0.0014 mg/L	0.00011	7.81%
QC value within limits for Cr 267.716		Recovery = Not calculated				
Cu 324.752†	2212.5	0.0066 mg/L	0.00034	0.0066 mg/L	0.00034	5.15%
QC value greater than the upper limit for Cu 324.752		Recovery = Not calculated				
Fe 234.349†	27.5	-0.0101 mg/L	0.00054	-0.0101 mg/L	0.00054	5.39%
QC value within limits for Fe 234.349		Recovery = Not calculated				
Fe 238.204†	244.3	-0.0091 mg/L	0.00019	-0.0091 mg/L	0.00019	2.06%
QC value within limits for Fe 238.204		Recovery = Not calculated				
K 766.490†	5.2	-0.0257 mg/L	0.01529	-0.0257 mg/L	0.01529	59.50%
QC value within limits for K 766.490		Recovery = Not calculated				
Li 670.784†	18.0	-0.0030 mg/L	0.00005	-0.0030 mg/L	0.00005	1.73%
QC value within limits for Li 670.784		Recovery = Not calculated				
Mg 279.077†	42.7	-0.0218 mg/L	0.00082	-0.0218 mg/L	0.00082	3.77%
QC value less than the lower limit for Mg 279.077		Recovery = Not calculated				
Mn 257.610†	35.0	-0.0022 mg/L	0.00000	-0.0022 mg/L	0.00000	0.06%
QC value within limits for Mn 257.610		Recovery = Not calculated				
Mo 202.031†	14.9	0.0007 mg/L	0.00030	0.0007 mg/L	0.00030	43.25%
QC value within limits for Mo 202.031		Recovery = Not calculated				
Na 589.592	307.9	-0.1328 mg/L	0.00063	-0.1328 mg/L	0.00063	0.48%
QC value within limits for Na 589.592		Recovery = Not calculated				
Ni 231.604†	-10.5	-0.0030 mg/L	0.00000	-0.0030 mg/L	0.00000	0.14%
QC value less than the lower limit for Ni 231.604		Recovery = Not calculated				
P 214.914†	22.6	0.0286 mg/L	0.00467	0.0286 mg/L	0.00467	16.35%
QC value within limits for P 214.914		Recovery = Not calculated				
Pb 220.353†	-8.1	-0.0016 mg/L	0.00254	-0.0016 mg/L	0.00254	158.94%
QC value within limits for Pb 220.353		Recovery = Not calculated				
Sb 206.836†	11.8	0.0044 mg/L	0.00045	0.0044 mg/L	0.00045	10.20%
QC value within limits for Sb 206.836		Recovery = Not calculated				
Se 196.026†	0.2	0.0002 mg/L	0.00056	0.0002 mg/L	0.00056	324.18%
QC value within limits for Se 196.026		Recovery = Not calculated				
Sn 189.927†	-4.3	-0.0039 mg/L	0.00380	-0.0039 mg/L	0.00380	96.76%

QC value within limits for Sn 189.927 Recovery = Not calculated
 Sr 407.771† 486.7 -0.0003 mg/L 0.00001 -0.0003 mg/L 0.00001 2.25%
 QC value within limits for Sr 407.771 Recovery = Not calculated
 Ti 337.279† 318.0 -0.0003 mg/L 0.00007 -0.0003 mg/L 0.00007 21.33%
 QC value within limits for Ti 337.279 Recovery = Not calculated
 Tl 190.801† 6.5 0.0036 mg/L 0.01125 0.0036 mg/L 0.01125 309.34%
 QC value within limits for Tl 190.801 Recovery = Not calculated
 V 292.402† -16.1 -0.0006 mg/L 0.00028 -0.0006 mg/L 0.00028 44.05%
 QC value within limits for V 292.402 Recovery = Not calculated
 Zn 213.857† 274.8 0.0028 mg/L 0.00026 0.0028 mg/L 0.00026 9.40%
 QC value within limits for Zn 213.857 Recovery = Not calculated
 QC Failed. Continue with analysis.

Sequence No.: 27

Sample ID: 0607134-06 x10

Analyst:

Initial Sample Wt:

Dilution:

Autosampler Location: 19

Date Collected: 7/15/2006 7:05:28 PM

Data Type: Original

Initial Sample Vol:

Sample Prep Vol:

Replicate Data: 0607134-06 x10

Repl#	Analyte	Net Intensity	Corrected Intensity	Calib. Conc. Units	Sample Conc. Units	Analysis Time
1	K 766.490†	1984.0	1542.9	0.7270 mg/L	0.7270 mg/L	19:07:03
1	Li 670.784†	323.8	261.2	0.0039 mg/L	0.0039 mg/L	19:07:03
1	Na 589.592	5323.4	6510.3	0.6525 mg/L	0.6525 mg/L	19:07:03
1	Y 371.029	3226186.4	3226186.4	0.971 mg/L	0.971 mg/L	19:07:19
1	Ag 328.068†	45973.7	49738.0	0.1769 mg/L	0.1769 mg/L	19:07:25
1	Al 237.313†	48169.9	49709.1	5.896 mg/L	5.896 mg/L	19:07:25
1	As 188.979†	14.0	8.9	0.0114 mg/L	0.0114 mg/L	19:07:45
1	B 182.528†	-2.2	3.1	0.0073 mg/L	0.0073 mg/L	19:07:45
1	Ba 233.527†	34722.6	35909.4	0.3309 mg/L	0.3309 mg/L	19:07:25
1	Be 313.107†	5199.4	2905.4	0.0006 mg/L	0.0006 mg/L	19:07:25
1	Ca 315.886†	618085.6	636599.6	4.816 mg/L	4.816 mg/L	19:07:19
1	Cd 228.802†	342.6	232.5	0.0058 mg/L	0.0058 mg/L	19:07:45
1	Co 228.616†	35.9	217.6	0.0041 mg/L	0.0041 mg/L	19:07:45
1	Cr 267.716†	33678.3	33823.0	0.2287 mg/L	0.2287 mg/L	19:07:25
1	Cu 324.752†	4122960.0	4241374.3	15.14 mg/L	15.14 mg/L	19:07:19
1	Fe 234.349†	1003381.7	1032827.4	22.62 mg/L	22.62 mg/L	19:07:19
1	Fe 238.204†	2483919.5	2558209.1	22.59 mg/L	22.59 mg/L	19:07:19
1	Mg 279.077†	38909.2	39670.3	1.554 mg/L	1.554 mg/L	19:07:25
1	Mn 257.610†	195843.6	200129.5	0.2487 mg/L	0.2487 mg/L	19:07:25
1	Mo 202.031†	106.7	72.5	0.0052 mg/L	0.0052 mg/L	19:07:45
1	Ni 231.604†	3476.5	3559.9	0.1194 mg/L	0.1194 mg/L	19:07:25
1	P 214.914†	5478.7	5565.2	4.013 mg/L	4.013 mg/L	19:07:25
1	Pb 220.353†	17127.4	17798.8	2.102 mg/L	2.102 mg/L	19:07:25
1	Sb 206.836†	15.6	8.7	-0.0020 mg/L	-0.0020 mg/L	19:07:45
1	Se 196.026†	-9.0	-1.0	-0.0015 mg/L	-0.0015 mg/L	19:07:45
1	Sn 189.927†	2933.1	2939.1	0.8562 mg/L	0.8562 mg/L	19:07:45
1	Sr 407.771†	592953.3	604625.1	0.0268 mg/L	0.0268 mg/L	19:07:19
1	Ti 337.279†	173296.4	180661.7	0.2489 mg/L	0.2489 mg/L	19:07:25
1	Tl 190.801†	-2.0	-2.1	0.0003 mg/L	0.0003 mg/L	19:07:45
1	V 292.402†	7707.5	9484.3	0.0338 mg/L	0.0338 mg/L	19:07:25
1	Zn 213.857†	324417.0	333625.5	4.610 mg/L	4.610 mg/L	19:07:25
2	K 766.490†	1996.9	1557.3	0.7340 mg/L	0.7340 mg/L	19:07:08
2	Li 670.784†	264.5	200.2	0.0022 mg/L	0.0022 mg/L	19:07:08
2	Na 589.592	5463.0	6649.8	0.6702 mg/L	0.6702 mg/L	19:07:08
2	Y 371.029	3224641.9	3224641.9	0.970 mg/L	0.970 mg/L	19:07:53
2	Ag 328.068†	46824.1	50637.4	0.1801 mg/L	0.1801 mg/L	19:07:59
2	Al 237.313†	49039.4	50629.2	6.007 mg/L	6.007 mg/L	19:07:59
2	As 188.979†	13.6	8.5	0.0108 mg/L	0.0108 mg/L	19:08:19
2	B 182.528†	2.0	7.4	0.0183 mg/L	0.0183 mg/L	19:08:19
2	Ba 233.527†	35349.6	36572.8	0.3371 mg/L	0.3371 mg/L	19:07:59
2	Be 313.107†	5406.5	3121.4	0.0007 mg/L	0.0007 mg/L	19:07:59
2	Ca 315.886†	619579.0	638444.1	4.830 mg/L	4.830 mg/L	19:07:53
2	Cd 228.802†	360.0	250.6	0.0063 mg/L	0.0063 mg/L	19:08:19
2	Co 228.616†	29.7	211.2	0.0039 mg/L	0.0039 mg/L	19:08:19
2	Cr 267.716†	34348.9	34530.9	0.2335 mg/L	0.2335 mg/L	19:07:59
2	Cu 324.752†	4139807.1	4260775.3	15.21 mg/L	15.21 mg/L	19:07:53
2	Fe 234.349†	1002730.3	1032651.0	22.62 mg/L	22.62 mg/L	19:07:53
2	Fe 238.204†	2487655.8	2563286.4	22.63 mg/L	22.63 mg/L	19:07:53

2	Mg 279.077†	39743.6	40549.6	1.589 mg/L	1.589 mg/L	19:07:59
2	Mn 257.610†	199356.9	203847.7	0.2533 mg/L	0.2533 mg/L	19:07:59
2	Mo 202.031†	106.5	72.2	0.0052 mg/L	0.0052 mg/L	19:08:19
2	Ni 231.604†	3617.9	3707.4	0.1245 mg/L	0.1245 mg/L	19:07:59
2	P 214.914†	5016.0	5090.8	3.672 mg/L	3.672 mg/L	19:07:59
2	Pb 220.353†	17301.2	17986.4	2.124 mg/L	2.124 mg/L	19:07:59
2	Sb 206.836†	21.4	14.7	0.0011 mg/L	0.0011 mg/L	19:08:19
2	Se 196.026†	-8.6	-0.6	-0.0009 mg/L	-0.0009 mg/L	19:08:19
2	Sn 189.927†	2916.0	2922.9	0.8514 mg/L	0.8514 mg/L	19:08:19
2	Sr 407.771†	594066.0	606064.7	0.0268 mg/L	0.0268 mg/L	19:07:53
2	Ti 337.279†	176547.8	184098.8	0.2536 mg/L	0.2536 mg/L	19:07:59
2	Tl 190.801†	5.0	5.1	0.0062 mg/L	0.0062 mg/L	19:08:19
2	V 292.402†	7797.9	9581.3	0.0341 mg/L	0.0341 mg/L	19:07:59
2	Zn 213.857†	330903.5	340472.0	4.705 mg/L	4.705 mg/L	19:07:59

Mean Data: 0607134-06 x10

Analyte	Mean Corrected Intensity	Conc. Units	Calib	Std.Dev.	Conc. Units	Sample Std.Dev.	RSD
Y 371.029	3225414.1	0.970 mg/L		0.0003			0.03%
Ag 328.068†	50187.7	0.1785 mg/L		0.00227	0.1785 mg/L	0.00227	1.27%
Al 237.313†	50169.2	5.952 mg/L		0.0785	5.952 mg/L	0.0785	1.32%
As 188.979†	8.7	0.0111 mg/L		0.00042	0.0111 mg/L	0.00042	3.75%
B 182.528†	5.2	0.0128 mg/L		0.00773	0.0128 mg/L	0.00773	60.38%
Ba 233.527†	36241.1	0.3340 mg/L		0.00434	0.3340 mg/L	0.00434	1.30%
Be 313.107†	3013.4	0.0007 mg/L		0.00003	0.0007 mg/L	0.00003	4.48%
Ca 315.886†	637521.8	4.823 mg/L		0.0099	4.823 mg/L	0.0099	0.20%
Cd 228.802†	241.5	0.0060 mg/L		0.00034	0.0060 mg/L	0.00034	5.63%
Co 228.616†	214.4	0.0040 mg/L		0.00014	0.0040 mg/L	0.00014	3.50%
Cr 267.716†	34176.9	0.2311 mg/L		0.00339	0.2311 mg/L	0.00339	1.47%
Cu 324.752†	4251074.8	15.17 mg/L		0.049	15.17 mg/L	0.049	0.32%
Fe 234.349†	1032739.2	22.62 mg/L		0.003	22.62 mg/L	0.003	0.01%
Fe 238.204†	2560747.7	22.61 mg/L		0.032	22.61 mg/L	0.032	0.14%
K 766.490†	1550.1	0.7305 mg/L		0.00497	0.7305 mg/L	0.00497	0.68%
Li 670.784†	230.7	0.0031 mg/L		0.00122	0.0031 mg/L	0.00122	39.81%
Mg 279.077†	40109.9	1.572 mg/L		0.0249	1.572 mg/L	0.0249	1.58%
Mn 257.610†	201988.6	0.2510 mg/L		0.00330	0.2510 mg/L	0.00330	1.31%
Mo 202.031†	72.3	0.0052 mg/L		0.00001	0.0052 mg/L	0.00001	0.24%
Na 589.592	6580.1	0.6614 mg/L		0.01249	0.6614 mg/L	0.01249	1.89%
Ni 231.604†	3633.7	0.1220 mg/L		0.00358	0.1220 mg/L	0.00358	2.93%
P 214.914†	5328.0	3.842 mg/L		0.2411	3.842 mg/L	0.2411	6.27%
Pb 220.353†	17892.6	2.113 mg/L		0.0157	2.113 mg/L	0.0157	0.74%
Sb 206.836†	11.7	-0.0005 mg/L		0.00215	-0.0005 mg/L	0.00215	475.30%
Se 196.026†	-0.8	-0.0012 mg/L		0.00036	-0.0012 mg/L	0.00036	30.20%
Sn 189.927†	2931.0	0.8538 mg/L		0.00334	0.8538 mg/L	0.00334	0.39%
Sr 407.771†	605344.9	0.0268 mg/L		0.00005	0.0268 mg/L	0.00005	0.17%
Ti 337.279†	182380.3	0.2512 mg/L		0.00336	0.2512 mg/L	0.00336	1.34%
Tl 190.801†	1.5	0.0033 mg/L		0.00417	0.0033 mg/L	0.00417	126.72%
V 292.402†	9532.8	0.0340 mg/L		0.00027	0.0340 mg/L	0.00027	0.78%
Zn 213.857†	337048.7	4.658 mg/L		0.0669	4.658 mg/L	0.0669	1.44%

Sequence No.: 28
 Sample ID: 0607134-07
 Analyst:
 Initial Sample Wt:
 Dilution:

Autosampler Location: 20
 Date Collected: 7/15/2006 7:09:58 PM
 Data Type: Original
 Initial Sample Vol:
 Sample Prep Vol:

Replicate Data: 0607134-07

Repl#	Analyte	Net Intensity	Corrected Intensity	Calib. Conc. Units	Sample Conc. Units	Analysis Time
1	K 766.490†	21548.1	21535.8	10.51 mg/L	10.51 mg/L	19:11:36
1	Li 670.784†	3494.0	3500.8	0.0957 mg/L	0.0957 mg/L	19:11:36
1	Na 589.592	54473.0	55659.9	6.876 mg/L	6.876 mg/L	19:11:36
1	Y 371.029	3250290.8	3250290.8	0.978 mg/L		19:12:08
1	Ag 328.068†	197229.1	204074.2	0.7328 mg/L	0.7328 mg/L	19:12:13
1	Al 237.313†	673309.7	688665.2	82.35 mg/L	82.35 mg/L	19:12:08
1	As 188.979†	52.6	48.2	0.0645 mg/L	0.0645 mg/L	19:12:33
1	B 182.528†	23.7	29.6	0.0740 mg/L	0.0740 mg/L	19:12:33
1	Ba 233.527†	68006.1	69682.7	0.6432 mg/L	0.6432 mg/L	19:12:13
1	Be 313.107†	24566.0	22671.6	0.0020 mg/L	0.0020 mg/L	19:12:13

1	Ca 315.886†	8727004.2	8924784.5	67.57 mg/L	67.57 mg/L	19:11:58
1	Cd 228.802†	916.1	816.4	0.0221 mg/L	0.0221 mg/L	19:12:33
1	Co 228.616†	1519.3	1734.3	0.0394 mg/L	0.0394 mg/L	19:12:33
1	Cr 267.716†	59199.4	59665.8	0.4112 mg/L	0.4112 mg/L	19:12:13
1	Cu 324.752†	2505648.9	2555863.2	9.152 mg/L	9.152 mg/L	19:12:08
1	Fe 234.349†	7369713.3	7535942.5	165.1 mg/L	165.1 mg/L	19:12:08
1	Fe 238.204†	16931455.6	17314576.1	152.9 mg/L	152.9 mg/L	19:11:58
1	Mg 279.077†	497099.9	507959.9	20.22 mg/L	20.22 mg/L	19:12:08
1	Mn 257.610†	1855704.7	1896155.9	2.375 mg/L	2.375 mg/L	19:12:08
1	Mo 202.031†	237.9	205.7	0.0155 mg/L	0.0155 mg/L	19:12:33
1	Ni 231.604†	9713.8	9912.2	0.3373 mg/L	0.3373 mg/L	19:12:13
1	P 214.914†	11646.6	11831.1	8.517 mg/L	8.517 mg/L	19:12:13
1	Pb 220.353†	40509.7	41580.7	4.930 mg/L	4.930 mg/L	19:12:13
1	Sb 206.836†	52.9	46.7	0.0106 mg/L	0.0106 mg/L	19:12:33
1	Se 196.026†	-7.5	0.5	0.0006 mg/L	0.0006 mg/L	19:12:33
1	Sn 189.927†	1490.3	1441.2	0.4291 mg/L	0.4291 mg/L	19:12:33
1	Sr 407.771†	6360813.7	6498825.9	0.2910 mg/L	0.2910 mg/L	19:11:58
1	Ti 337.279†	3109565.6	3182229.9	4.396 mg/L	4.396 mg/L	19:12:08
1	Tl 190.801†	-1.6	-1.7	0.0290 mg/L	0.0290 mg/L	19:12:33
1	V 292.402†	46690.2	49292.7	0.1682 mg/L	0.1682 mg/L	19:12:13
1	Zn 213.857†	501241.5	511983.2	7.065 mg/L	7.065 mg/L	19:12:08
2	K 766.490†	21441.0	21282.9	10.39 mg/L	10.39 mg/L	19:11:41
2	Li 670.784†	3521.3	3505.2	0.0958 mg/L	0.0958 mg/L	19:11:41
2	Na 589.592	54572.3	55759.2	6.889 mg/L	6.889 mg/L	19:11:41
2	Y 371.029	3271687.7	3271687.7	0.984 mg/L	0.984 mg/L	19:12:56
2	Ag 328.068†	197348.2	202876.0	0.7285 mg/L	0.7285 mg/L	19:13:02
2	Al 237.313†	678673.9	689611.7	82.47 mg/L	82.47 mg/L	19:12:56
2	As 188.979†	52.8	48.0	0.0643 mg/L	0.0643 mg/L	19:13:22
2	B 182.528†	18.1	23.6	0.0591 mg/L	0.0591 mg/L	19:13:22
2	Ba 233.527†	67911.2	69131.5	0.6381 mg/L	0.6381 mg/L	19:13:02
2	Be 313.107†	24483.6	22423.6	0.0020 mg/L	0.0020 mg/L	19:13:02
2	Ca 315.886†	8701546.6	8840549.6	66.94 mg/L	66.94 mg/L	19:12:47
2	Cd 228.802†	895.3	789.1	0.0214 mg/L	0.0214 mg/L	19:13:22
2	Co 228.616†	1528.4	1733.4	0.0394 mg/L	0.0394 mg/L	19:13:22
2	Cr 267.716†	59193.0	59263.4	0.4085 mg/L	0.4085 mg/L	19:13:02
2	Cu 324.752†	2531989.4	2565866.3	9.188 mg/L	9.188 mg/L	19:12:56
2	Fe 234.349†	7427176.2	7545033.0	165.3 mg/L	165.3 mg/L	19:12:56
2	Fe 238.204†	16908652.7	17178163.5	151.7 mg/L	151.7 mg/L	19:12:47
2	Mg 279.077†	500943.2	508539.9	20.24 mg/L	20.24 mg/L	19:12:56
2	Mn 257.610†	1870178.2	1898449.3	2.378 mg/L	2.378 mg/L	19:12:56
2	Mo 202.031†	233.7	199.9	0.0151 mg/L	0.0151 mg/L	19:13:22
2	Ni 231.604†	9661.5	9794.0	0.3333 mg/L	0.3333 mg/L	19:13:02
2	P 214.914†	11674.5	11781.6	8.482 mg/L	8.482 mg/L	19:13:02
2	Pb 220.353†	40598.4	41399.9	4.909 mg/L	4.909 mg/L	19:13:02
2	Sb 206.836†	44.8	38.2	0.0061 mg/L	0.0061 mg/L	19:13:22
2	Se 196.026†	-9.1	-1.0	-0.0015 mg/L	-0.0015 mg/L	19:13:22
2	Sn 189.927†	1499.7	1440.8	0.4290 mg/L	0.4290 mg/L	19:13:22
2	Sr 407.771†	6357386.7	6452800.2	0.2889 mg/L	0.2889 mg/L	19:12:47
2	Ti 337.279†	3136663.7	3188963.5	4.405 mg/L	4.405 mg/L	19:12:56
2	Tl 190.801†	-12.3	-12.5	0.0202 mg/L	0.0202 mg/L	19:13:22
2	V 292.402†	46495.4	48782.5	0.1662 mg/L	0.1662 mg/L	19:13:02
2	Zn 213.857†	505013.0	512462.5	7.071 mg/L	7.071 mg/L	19:12:56

Mean Data: 0607134-07

Analyte	Mean Corrected		Std.Dev.	Sample		RSD
	Intensity	Conc. Units		Conc. Units	Std.Dev.	
Y 371.029	3260989.3	0.981 mg/L	0.0046			0.46%
Ag 328.068†	203475.1	0.7306 mg/L	0.00302	0.7306 mg/L	0.00302	0.41%
Al 237.313†	689138.4	82.41 mg/L	0.080	82.41 mg/L	0.080	0.10%
As 188.979†	48.1	0.0644 mg/L	0.00015	0.0644 mg/L	0.00015	0.23%
B 182.528†	26.6	0.0665 mg/L	0.01056	0.0665 mg/L	0.01056	15.88%
Ba 233.527†	69407.1	0.6407 mg/L	0.00360	0.6407 mg/L	0.00360	0.56%
Be 313.107†	22547.6	0.0020 mg/L	0.00004	0.0020 mg/L	0.00004	2.07%
Ca 315.886†	8882667.1	67.26 mg/L	0.451	67.26 mg/L	0.451	0.67%
Cd 228.802†	802.8	0.0218 mg/L	0.00051	0.0218 mg/L	0.00051	2.33%
Co 228.616†	1733.9	0.0394 mg/L	0.00003	0.0394 mg/L	0.00003	0.08%
Cr 267.716†	59464.6	0.4098 mg/L	0.00192	0.4098 mg/L	0.00192	0.47%
Cu 324.752†	2560864.8	9.170 mg/L	0.0253	9.170 mg/L	0.0253	0.28%
Fe 234.349†	7540487.7	165.2 mg/L	0.14	165.2 mg/L	0.14	0.09%
Fe 238.204†	17246369.8	152.3 mg/L	0.85	152.3 mg/L	0.85	0.56%
K 766.490†	21409.4	10.45 mg/L	0.088	10.45 mg/L	0.088	0.84%

Li 670.784†	3503.0	0.0958 mg/L	0.00009	0.0958 mg/L	0.00009	0.09%
Mg 279.077†	508249.9	20.23 mg/L	0.016	20.23 mg/L	0.016	0.08%
Mn 257.610†	1897302.6	2.377 mg/L	0.0020	2.377 mg/L	0.0020	0.09%
Mo 202.031†	202.8	0.0153 mg/L	0.00032	0.0153 mg/L	0.00032	2.10%
Na 589.592	55709.5	6.882 mg/L	0.0089	6.882 mg/L	0.0089	0.13%
Ni 231.604†	9853.1	0.3353 mg/L	0.00287	0.3353 mg/L	0.00287	0.85%
P 214.914†	11806.4	8.500 mg/L	0.0252	8.500 mg/L	0.0252	0.30%
Pb 220.353†	41490.3	4.919 mg/L	0.0151	4.919 mg/L	0.0151	0.31%
Sb 206.836†	42.4	0.0083 mg/L	0.00318	0.0083 mg/L	0.00318	38.26%
Se 196.026†	-0.2	-0.0004 mg/L	0.00146	-0.0004 mg/L	0.00146	331.51%
Sn 189.927†	1441.0	0.4290 mg/L	0.00007	0.4290 mg/L	0.00007	0.02%
Sr 407.771†	6475813.1	0.2900 mg/L	0.00146	0.2900 mg/L	0.00146	0.50%
Ti 337.279†	3185596.7	4.401 mg/L	0.0066	4.401 mg/L	0.0066	0.15%
Tl 190.801†	-7.1	0.0246 mg/L	0.00619	0.0246 mg/L	0.00619	25.15%
V 292.402†	49037.6	0.1672 mg/L	0.00146	0.1672 mg/L	0.00146	0.88%
Zn 213.857†	512222.8	7.068 mg/L	0.0047	7.068 mg/L	0.0047	0.07%

Sequence No.: 29

Autosampler Location: 21

Sample ID: 0607134-08

Date Collected: 7/15/2006 7:15:01 PM

Analyst:

Data Type: Original

Initial Sample Wt:

Initial Sample Vol:

Dilution:

Sample Prep Vol:

Replicate Data: 0607134-08

Repl#	Analyte	Net Intensity	Corrected Intensity	Calib. Conc.	Units	Sample Conc.	Units	Analysis Time
1	K 766.490†	19476.7	20145.1	9.832	mg/L	9.832	mg/L	19:16:41
1	Li 670.784†	4346.6	4535.2	0.1250	mg/L	0.1250	mg/L	19:16:41
1	Na 589.592	70202.9	71389.8	8.868	mg/L	8.868	mg/L	19:16:41
1	Y 371.029	3135731.0	3135731.0	0.943	mg/L			19:17:17
1	Ag 328.068†	343281.9	366266.7	1.309	mg/L	1.309	mg/L	19:17:17
1	Al 237.313†	648045.9	687040.8	82.33	mg/L	82.33	mg/L	19:17:17
1	As 188.979†	67.9	66.4	0.0922	mg/L	0.0922	mg/L	19:17:42
1	B 182.528†	46.6	54.7	0.1371	mg/L	0.1371	mg/L	19:17:42
1	Ba 233.527†	127485.0	135274.3	1.250	mg/L	1.250	mg/L	19:17:22
1	Be 313.107†	23055.8	21988.6	0.0027	mg/L	0.0027	mg/L	19:17:22
1	Ca 315.886†	54058496.8	57304602.1	433.9	mg/L	433.9	mg/L	19:17:07
1	Cd 228.802†	1909.5	1903.7	0.0503	mg/L	0.0503	mg/L	19:17:42
1	Co 228.616†	1196.8	1449.2	0.0339	mg/L	0.0339	mg/L	19:17:42
1	Cr 267.716†	29707.6	30614.9	0.2118	mg/L	0.2118	mg/L	19:17:22
1	Cu 324.752†	1253689.7	1322338.6	4.742	mg/L	4.742	mg/L	19:17:17
1	Fe 234.349†	5387376.4	5709913.2	125.1	mg/L	125.1	mg/L	19:17:17
1	Fe 238.204†	12359948.4	13101142.5	115.7	mg/L	115.7	mg/L	19:17:07
1	Mg 279.077†	1538063.3	1630008.6	65.03	mg/L	65.03	mg/L	19:17:17
1	Mn 257.610†	1647244.6	1744511.3	2.185	mg/L	2.185	mg/L	19:17:17
1	Mo 202.031†	329.4	311.7	0.0238	mg/L	0.0238	mg/L	19:17:42
1	Ni 231.604†	9315.4	9852.8	0.3353	mg/L	0.3353	mg/L	19:17:22
1	P 214.914†	10832.9	11403.6	8.210	mg/L	8.210	mg/L	19:17:42
1	Pb 220.353†	82603.6	87716.0	10.40	mg/L	10.40	mg/L	19:17:22
1	Sb 206.836†	40.7	35.8	0.0106	mg/L	0.0106	mg/L	19:17:42
1	Se 196.026†	-4.4	3.6	0.0046	mg/L	0.0046	mg/L	19:17:42
1	Sn 189.927†	914.6	886.6	0.2642	mg/L	0.2642	mg/L	19:17:42
1	Sr 407.771†	Saturated2	Saturated2					19:17:42
Saturated in preshot (code 2)								
1	Ti 337.279†	2083670.7	2210909.1	3.054	mg/L	3.054	mg/L	19:17:17
1	Tl 190.801†	20.6	21.8	0.0468	mg/L	0.0468	mg/L	19:17:42
1	V 292.402†	68314.8	73960.4	0.2735	mg/L	0.2735	mg/L	19:17:22
1	Zn 213.857†	583017.1	617397.3	8.526	mg/L	8.526	mg/L	19:17:17
2	K 766.490†	19823.1	20556.2	10.03	mg/L	10.03	mg/L	19:16:46
2	Li 670.784†	4450.8	4655.5	0.1284	mg/L	0.1284	mg/L	19:16:46
2	Na 589.592	70890.5	72077.4	8.955	mg/L	8.955	mg/L	19:16:46
2	Y 371.029	3129196.7	3129196.7	0.941	mg/L			19:18:09
2	Ag 328.068†	344759.5	368596.2	1.318	mg/L	1.318	mg/L	19:18:09
2	Al 237.313†	645842.9	686135.1	82.22	mg/L	82.22	mg/L	19:18:09
2	As 188.979†	65.4	63.9	0.0885	mg/L	0.0885	mg/L	19:18:35
2	B 182.528†	50.3	58.7	0.1472	mg/L	0.1472	mg/L	19:18:35
2	Ba 233.527†	126419.4	134424.7	1.242	mg/L	1.242	mg/L	19:18:15
2	Be 313.107†	22972.9	21951.6	0.0027	mg/L	0.0027	mg/L	19:18:15
2	Ca 315.886†	54290783.4	57671015.9	436.7	mg/L	436.7	mg/L	19:18:00
2	Cd 228.802†	1907.0	1905.3	0.0503	mg/L	0.0503	mg/L	19:18:35

2	Co 228.616†	1176.7	1430.5	0.0334 mg/L	0.0334 mg/L	19:18:35
2	Cr 267.716†	29427.8	30383.4	0.2102 mg/L	0.2102 mg/L	19:18:15
2	Cu 324.752†	1250271.0	1321482.2	4.739 mg/L	4.739 mg/L	19:18:09
2	Fe 234.349†	5369597.2	5702952.5	125.0 mg/L	125.0 mg/L	19:18:09
2	Fe 238.204†	12410408.6	13182104.6	116.4 mg/L	116.4 mg/L	19:18:00
2	Mg 279.077†	1531562.4	1626507.5	64.89 mg/L	64.89 mg/L	19:18:09
2	Mn 257.610†	1643735.7	1744430.3	2.185 mg/L	2.185 mg/L	19:18:09
2	Mo 202.031†	332.7	315.9	0.0241 mg/L	0.0241 mg/L	19:18:35
2	Ni 231.604†	9159.3	9707.6	0.3303 mg/L	0.3303 mg/L	19:18:15
2	P 214.914†	10762.8	11353.2	8.174 mg/L	8.174 mg/L	19:18:35
2	Pb 220.353†	82045.1	87305.6	10.35 mg/L	10.35 mg/L	19:18:15
2	Sb 206.836†	50.9	46.7	0.0164 mg/L	0.0164 mg/L	19:18:35
2	Se 196.026†	-2.8	5.3	0.0068 mg/L	0.0068 mg/L	19:18:35
2	Sn 189.927†	897.0	870.0	0.2594 mg/L	0.2594 mg/L	19:18:35
2	Sr 407.771†	Saturated2	Saturated2			19:18:35
Saturated in preshot (code 2)						
2	Ti 337.279†	2079208.9	2210781.9	3.054 mg/L	3.054 mg/L	19:18:09
2	Tl 190.801†	33.1	35.1	0.0576 mg/L	0.0576 mg/L	19:18:35
2	V 292.402†	67623.2	73376.9	0.2712 mg/L	0.2712 mg/L	19:18:15
2	Zn 213.857†	580894.0	616432.5	8.512 mg/L	8.512 mg/L	19:18:09

Mean Data: 0607134-08

Analyte	Mean Corrected Intensity	Calib Conc. Units	Std.Dev.	Sample Conc. Units	Std.Dev.	RSD
Y 371.029	3132463.9	0.942 mg/L	0.0014			0.15%
Ag 328.068†	367431.5	1.314 mg/L	0.0059	1.314 mg/L	0.0059	0.45%
Al 237.313†	686588.0	82.28 mg/L	0.077	82.28 mg/L	0.077	0.09%
As 188.979†	65.1	0.0903 mg/L	0.00261	0.0903 mg/L	0.00261	2.89%
B 182.528†	56.7	0.1422 mg/L	0.00713	0.1422 mg/L	0.00713	5.01%
Ba 233.527†	134849.5	1.246 mg/L	0.0056	1.246 mg/L	0.0056	0.45%
Be 313.107†	21970.1	0.0027 mg/L	0.00001	0.0027 mg/L	0.00001	0.22%
Ca 315.886†	57487809.0	435.3 mg/L	1.96	435.3 mg/L	1.96	0.45%
Cd 228.802†	1904.5	0.0503 mg/L	0.00004	0.0503 mg/L	0.00004	0.08%
Co 228.616†	1439.9	0.0337 mg/L	0.00038	0.0337 mg/L	0.00038	1.14%
Cr 267.716†	30499.1	0.2110 mg/L	0.00112	0.2110 mg/L	0.00112	0.53%
Cu 324.752†	1321910.4	4.741 mg/L	0.0022	4.741 mg/L	0.0022	0.05%
Fe 234.349†	5706432.9	125.0 mg/L	0.11	125.0 mg/L	0.11	0.09%
Fe 238.204†	13141623.6	116.1 mg/L	0.51	116.1 mg/L	0.51	0.44%
K 766.490†	20350.7	9.933 mg/L	0.1423	9.933 mg/L	0.1423	1.43%
Li 670.784†	4595.3	0.1267 mg/L	0.00241	0.1267 mg/L	0.00241	1.90%
Mg 279.077†	1628258.0	64.96 mg/L	0.099	64.96 mg/L	0.099	0.15%
Mn 257.610†	1744470.8	2.185 mg/L	0.0001	2.185 mg/L	0.0001	0.00%
Mo 202.031†	313.8	0.0239 mg/L	0.00023	0.0239 mg/L	0.00023	0.97%
Na 589.592	71733.6	8.911 mg/L	0.0616	8.911 mg/L	0.0616	0.69%
Ni 231.604†	9780.2	0.3328 mg/L	0.00352	0.3328 mg/L	0.00352	1.06%
P 214.914†	11378.4	8.192 mg/L	0.0256	8.192 mg/L	0.0256	0.31%
Pb 220.353†	87510.8	10.38 mg/L	0.034	10.38 mg/L	0.034	0.33%
Sb 206.836†	41.2	0.0135 mg/L	0.00410	0.0135 mg/L	0.00410	30.45%
Se 196.026†	4.4	0.0057 mg/L	0.00151	0.0057 mg/L	0.00151	26.39%
Sn 189.927†	878.3	0.2618 mg/L	0.00343	0.2618 mg/L	0.00343	1.31%
Sr 407.771†	Saturated2					
Ti 337.279†	2210845.5	3.054 mg/L	0.0001	3.054 mg/L	0.0001	0.00%
Tl 190.801†	28.4	0.0522 mg/L	0.00767	0.0522 mg/L	0.00767	14.68%
V 292.402†	73668.6	0.2724 mg/L	0.00162	0.2724 mg/L	0.00162	0.60%
Zn 213.857†	616914.9	8.519 mg/L	0.0094	8.519 mg/L	0.0094	0.11%

Sequence No.: 30

Sample ID: 0607134-08 x5

Analyst:

Initial Sample Wt:

Dilution:

Autosampler Location: 22

Date Collected: 7/15/2006 7:20:15 PM

Data Type: Original

Initial Sample Vol:

Sample Prep Vol:

Replicate Data: 0607134-08 x5

Repl#	Analyte	Net Intensity	Corrected Intensity	Calib. Conc. Units	Sample Conc. Units	Analysis Time
1	K 766.490†	4459.5	4157.5	2.007 mg/L	2.007 mg/L	19:21:50
1	Li 670.784†	977.4	948.5	0.0234 mg/L	0.0234 mg/L	19:21:50
1	Na 589.592	13731.0	14917.9	1.717 mg/L	1.717 mg/L	19:21:50
1	Y 371.029	3181939.9	3181939.9	0.957 mg/L		19:22:13

1	Ag 328.068†	92604.0	99109.4	0.3531 mg/L	0.3531 mg/L	19:22:18
1	Al 237.313†	135642.3	141778.0	16.98 mg/L	16.98 mg/L	19:22:18
1	As 188.979†	17.6	12.7	0.0167 mg/L	0.0167 mg/L	19:22:39
1	B 182.528†	4.1	9.6	0.0238 mg/L	0.0238 mg/L	19:22:39
1	Ba 233.527†	27527.1	28890.0	0.2660 mg/L	0.2660 mg/L	19:22:18
1	Be 313.107†	6546.6	4387.2	0.0006 mg/L	0.0006 mg/L	19:22:18
1	Ca 315.886†	12136155.8	12677899.3	95.99 mg/L	95.99 mg/L	19:22:07
1	Cd 228.802†	510.4	412.7	0.0106 mg/L	0.0106 mg/L	19:22:39
1	Co 228.616†	124.4	310.5	0.0060 mg/L	0.0060 mg/L	19:22:39
1	Cr 267.716†	7184.8	6628.9	0.0444 mg/L	0.0444 mg/L	19:22:18
1	Cu 324.752†	271998.6	277507.3	0.9945 mg/L	0.9945 mg/L	19:22:13
1	Fe 234.349†	1213614.6	1266824.6	27.75 mg/L	27.75 mg/L	19:22:13
1	Fe 238.204†	2992903.6	3125511.2	27.60 mg/L	27.60 mg/L	19:22:13
1	Mg 279.077†	349065.1	364234.6	14.51 mg/L	14.51 mg/L	19:22:18
1	Mn 257.610†	366976.3	381710.5	0.4763 mg/L	0.4763 mg/L	19:22:18
1	Mo 202.031†	193.3	164.3	0.0123 mg/L	0.0123 mg/L	19:22:39
1	Ni 231.604†	2071.2	2141.7	0.0708 mg/L	0.0708 mg/L	19:22:39
1	P 214.914†	2418.8	2447.1	1.771 mg/L	1.771 mg/L	19:22:39
1	Pb 220.353†	18445.1	19420.7	2.302 mg/L	2.302 mg/L	19:22:18
1	Sb 206.836†	18.1	11.5	0.0028 mg/L	0.0028 mg/L	19:22:39
1	Se 196.026†	-18.7	-11.3	-0.0149 mg/L	-0.0149 mg/L	19:22:39
1	Sn 189.927†	301.6	232.2	0.0668 mg/L	0.0668 mg/L	19:22:39
1	Sr 407.771†	5099202.5	5320609.9	0.2382 mg/L	0.2382 mg/L	19:22:07
1	Ti 337.279†	438491.2	460182.5	0.6351 mg/L	0.6351 mg/L	19:22:13
1	Tl 190.801†	14.7	15.3	0.0176 mg/L	0.0176 mg/L	19:22:39
1	V 292.402†	13199.5	15332.0	0.0561 mg/L	0.0561 mg/L	19:22:18
2	Zn 213.857†	130113.8	135293.1	1.867 mg/L	1.867 mg/L	19:22:18
2	K 766.490†	4532.3	4232.4	2.043 mg/L	2.043 mg/L	19:21:56
2	Li 670.784†	981.2	952.3	0.0235 mg/L	0.0235 mg/L	19:21:56
2	Na 589.592	13729.0	14915.9	1.717 mg/L	1.717 mg/L	19:21:56
2	Y 371.029	3182674.0	3182674.0	0.957 mg/L		19:22:53
2	Ag 328.068†	93112.4	99618.1	0.3549 mg/L	0.3549 mg/L	19:22:58
2	Al 237.313†	135594.3	141695.2	16.97 mg/L	16.97 mg/L	19:22:58
2	As 188.979†	23.5	19.0	0.0257 mg/L	0.0257 mg/L	19:23:18
2	B 182.528†	7.7	13.3	0.0331 mg/L	0.0331 mg/L	19:23:18
2	Ba 233.527†	27534.2	28890.8	0.2660 mg/L	0.2660 mg/L	19:22:58
2	Be 313.107†	6597.0	4438.2	0.0006 mg/L	0.0006 mg/L	19:22:58
2	Ca 315.886†	12150124.8	12689564.6	96.08 mg/L	96.08 mg/L	19:22:46
2	Cd 228.802†	506.1	408.1	0.0104 mg/L	0.0104 mg/L	19:23:18
2	Co 228.616†	111.7	297.2	0.0056 mg/L	0.0056 mg/L	19:23:18
2	Cr 267.716†	7127.2	6567.0	0.0439 mg/L	0.0439 mg/L	19:22:58
2	Cu 324.752†	269648.0	274986.9	0.9855 mg/L	0.9855 mg/L	19:22:53
2	Fe 234.349†	1215170.9	1268157.6	27.78 mg/L	27.78 mg/L	19:22:53
2	Fe 238.204†	2988245.6	3119925.1	27.55 mg/L	27.55 mg/L	19:22:53
2	Mg 279.077†	348236.8	363285.4	14.48 mg/L	14.48 mg/L	19:22:58
2	Mn 257.610†	366630.3	381260.7	0.4758 mg/L	0.4758 mg/L	19:22:58
2	Mo 202.031†	191.3	162.2	0.0122 mg/L	0.0122 mg/L	19:23:18
2	Ni 231.604†	2029.1	2097.2	0.0693 mg/L	0.0693 mg/L	19:23:18
2	P 214.914†	2434.0	2462.4	1.782 mg/L	1.782 mg/L	19:23:18
2	Pb 220.353†	18468.6	19440.8	2.304 mg/L	2.304 mg/L	19:22:58
2	Sb 206.836†	19.6	13.0	0.0037 mg/L	0.0037 mg/L	19:23:18
2	Se 196.026†	-17.9	-10.4	-0.0138 mg/L	-0.0138 mg/L	19:23:18
2	Sn 189.927†	300.1	230.5	0.0664 mg/L	0.0664 mg/L	19:23:18
2	Sr 407.771†	5099141.4	5319317.4	0.2381 mg/L	0.2381 mg/L	19:22:46
2	Ti 337.279†	437902.4	459461.8	0.6341 mg/L	0.6341 mg/L	19:22:53
2	Tl 190.801†	26.5	27.6	0.0276 mg/L	0.0276 mg/L	19:23:18
2	V 292.402†	13220.1	15350.4	0.0562 mg/L	0.0562 mg/L	19:22:58
2	Zn 213.857†	130317.0	135474.0	1.870 mg/L	1.870 mg/L	19:22:58

Mean Data: 0607134-08 x5

Analyte	Mean Corrected Intensity	Conc. Units	Calib	Std.Dev.	Sample Conc. Units	Std.Dev.	RSD
Y 371.029	3182306.9	0.957 mg/L		0.0002			0.02%
Ag 328.068†	99363.7	0.3540 mg/L	✓	0.00128	0.3540 mg/L	0.00128	0.36%
Al 237.313†	141736.6	16.98 mg/L		0.007	16.98 mg/L	0.007	0.04%
As 188.979†	15.8	0.0212 mg/L		0.00639	0.0212 mg/L	0.00639	30.19%
B 182.528†	11.5	0.0285 mg/L		0.00657	0.0285 mg/L	0.00657	23.10%
Ba 233.527†	28890.4	0.2660 mg/L		0.00001	0.2660 mg/L	0.00001	0.00%
Be 313.107†	4412.7	0.0006 mg/L		0.00001	0.0006 mg/L	0.00001	1.36%
Ca 315.886†	12683732.0	96.04 mg/L		0.062	96.04 mg/L	0.062	0.07%
Cd 228.802†	410.4	0.0105 mg/L		0.00012	0.0105 mg/L	0.00012	1.17%

Co 228.616†	303.8	0.0058 mg/L	0.00027	0.0058 mg/L	0.00027	4.72%
Cr 267.716†	6598.0	0.0441 mg/L	0.00030	0.0441 mg/L	0.00030	0.67%
Cu 324.752†	276247.1	0.9900 mg/L	0.00636	0.9900 mg/L	0.00636	0.64%
Fe 234.349†	1267491.1	27.77 mg/L	0.021	27.77 mg/L	0.021	0.07%
Fe 238.204†	3122718.2	27.57 mg/L	0.035	27.57 mg/L	0.035	0.13%
K 766.490†	4195.0	2.025 mg/L	0.0259	2.025 mg/L	0.0259	1.28%
Li 670.784†	950.4	0.0235 mg/L	0.00008	0.0235 mg/L	0.00008	0.32%
Mg 279.077†	363760.0	14.49 mg/L	0.027	14.49 mg/L	0.027	0.18%
Mn 257.610†	381485.6	0.4760 mg/L	0.00040	0.4760 mg/L	0.00040	0.08%
Mo 202.031†	163.3	0.0122 mg/L	0.00012	0.0122 mg/L	0.00012	0.95%
Na 589.592	14916.9	1.717 mg/L	0.0002	1.717 mg/L	0.0002	0.01%
Ni 231.604†	2119.4	0.0700 mg/L	0.00108	0.0700 mg/L	0.00108	1.54%
P 214.914†	2454.7	1.777 mg/L	0.0078	1.777 mg/L	0.0078	0.44%
Pb 220.353†	19430.8	2.303 mg/L	0.0017	2.303 mg/L	0.0017	0.07%
Sb 206.836†	12.3	0.0032 mg/L	0.00059	0.0032 mg/L	0.00059	18.19%
Se 196.026†	-10.9	-0.0144 mg/L	0.00082	-0.0144 mg/L	0.00082	5.70%
Sn 189.927†	231.4	0.0666 mg/L	0.00034	0.0666 mg/L	0.00034	0.51%
Sr 407.771†	5319963.6	0.2382 mg/L	0.00004	0.2382 mg/L	0.00004	0.02%
Ti 337.279†	459822.2	0.6346 mg/L	0.00070	0.6346 mg/L	0.00070	0.11%
Tl 190.801†	21.4	0.0226 mg/L	0.00707	0.0226 mg/L	0.00707	31.33%
V 292.402†	15341.2	0.0562 mg/L	0.00005	0.0562 mg/L	0.00005	0.09%
Zn 213.857†	135383.5	1.869 mg/L	0.0018	1.869 mg/L	0.0018	0.09%

Sequence No.: 31
 Sample ID: 0607134-09
 Analyst:
 Initial Sample Wt:
 Dilution:

Autosampler Location: 23
 Date Collected: 7/15/2006 7:24:59 PM
 Data Type: Original
 Initial Sample Vol:
 Sample Prep Vol:

Replicate Data: 0607134-09

Repl#	Analyte	Net Intensity	Corrected Intensity	Calib. Conc. Units	Sample Conc. Units	Analysis Time
1	K 766.490†	18493.9	18445.9	9.001 mg/L	9.001 mg/L	19:26:36
1	Li 670.784†	6160.7	6239.2	0.1733 mg/L	0.1733 mg/L	19:26:36
1	Na 589.592	69492.9	70679.8	8.778 mg/L	8.778 mg/L	19:26:36
1	Y 371.029	3244533.8	3244533.8	0.976 mg/L		19:27:01
1	Ag 328.068†	95198.9	99901.6	0.3607 mg/L	0.3607 mg/L	19:27:06
1	Al 237.313†	554540.0	568206.9	67.90 mg/L	67.90 mg/L	19:27:01
1	As 188.979†	45.8	41.3	0.0554 mg/L	0.0554 mg/L	19:27:26
1	B 182.528†	47.5	53.9	0.1352 mg/L	0.1352 mg/L	19:27:26
1	Ba 233.527†	54438.6	55906.2	0.5158 mg/L	0.5158 mg/L	19:27:06
1	Be 313.107†	22317.9	20413.1	0.0021 mg/L	0.0021 mg/L	19:27:06
1	Ca 315.886†	6124020.7	6273852.7	47.50 mg/L	47.50 mg/L	19:26:54
1	Cd 228.802†	968.3	871.5	0.0236 mg/L	0.0236 mg/L	19:27:26
1	Co 228.616†	2228.1	2463.2	0.0624 mg/L	0.0624 mg/L	19:27:26
1	Cr 267.716†	33226.5	33163.9	0.2301 mg/L	0.2301 mg/L	19:27:06
1	Cu 324.752†	649360.0	658634.0	2.378 mg/L	2.378 mg/L	19:27:01
1	Fe 234.349†	6512802.9	6671407.2	146.2 mg/L	146.2 mg/L	19:26:54
1	Fe 238.204†	15110524.5	15479748.4	136.7 mg/L	136.7 mg/L	19:26:54
1	Mg 279.077†	521487.7	533847.4	21.26 mg/L	21.26 mg/L	19:27:01
1	Mn 257.610†	1962754.3	2009196.1	2.517 mg/L	2.517 mg/L	19:27:01
1	Mo 202.031†	229.0	197.1	0.0149 mg/L	0.0149 mg/L	19:27:26
1	Ni 231.604†	7131.1	7283.8	0.2472 mg/L	0.2472 mg/L	19:27:06
1	P 214.914†	8787.8	8923.4	6.427 mg/L	6.427 mg/L	19:27:26
1	Pb 220.353†	68285.9	70111.0	8.311 mg/L	8.311 mg/L	19:27:06
1	Sb 206.836†	49.5	43.3	0.0132 mg/L	0.0132 mg/L	19:27:26
1	Se 196.026†	-5.5	2.6	0.0033 mg/L	0.0033 mg/L	19:27:26
1	Sn 189.927†	911.0	850.4	0.2551 mg/L	0.2551 mg/L	19:27:26
1	Sr 407.771†	5081868.3	5200083.2	0.2328 mg/L	0.2328 mg/L	19:26:54
1	Ti 337.279†	2536269.2	2600527.9	3.592 mg/L	3.592 mg/L	19:27:01
1	Tl 190.801†	-15.5	-15.9	0.0212 mg/L	0.0212 mg/L	19:27:26
1	V 292.402†	39850.3	42369.9	0.1443 mg/L	0.1443 mg/L	19:27:06
1	Zn 213.857†	240578.5	245842.4	3.386 mg/L	3.386 mg/L	19:27:06
2	K 766.490†	18660.7	18505.7	9.030 mg/L	9.030 mg/L	19:26:41
2	Li 670.784†	6215.8	6258.6	0.1738 mg/L	0.1738 mg/L	19:26:41
2	Na 589.592	68337.5	69524.4	8.631 mg/L	8.631 mg/L	19:26:41
2	Y 371.029	3263491.9	3263491.9	0.982 mg/L		19:27:42
2	Ag 328.068†	95303.2	99441.3	0.3590 mg/L	0.3590 mg/L	19:27:48
2	Al 237.313†	557537.2	567959.3	67.88 mg/L	67.88 mg/L	19:27:42
2	As 188.979†	51.5	46.8	0.0634 mg/L	0.0634 mg/L	19:28:08

2	B 182.528†	49.7	56.0	0.1404 mg/L	0.1404 mg/L	19:28:08
2	Ba 233.527†	54150.4	55288.6	0.5101 mg/L	0.5101 mg/L	19:27:48
2	Be 313.107†	22049.2	20006.5	0.0020 mg/L	0.0020 mg/L	19:27:48
2	Ca 315.886†	6125785.9	6239203.7	47.24 mg/L	47.24 mg/L	19:27:36
2	Cd 228.802†	956.7	854.0	0.0231 mg/L	0.0231 mg/L	19:28:08
2	Co 228.616†	2248.9	2471.2	0.0626 mg/L	0.0626 mg/L	19:28:08
2	Cr 267.716†	33042.9	32779.2	0.2275 mg/L	0.2275 mg/L	19:27:48
2	Cu 324.752†	657296.5	662853.1	2.393 mg/L	2.393 mg/L	19:27:42
2	Fe 234.349†	6521535.1	6641540.6	145.5 mg/L	145.5 mg/L	19:27:36
2	Fe 238.204†	15132801.9	15412509.0	136.1 mg/L	136.1 mg/L	19:27:36
2	Mg 279.077†	524464.8	533776.1	21.26 mg/L	21.26 mg/L	19:27:42
2	Mn 257.610†	1973306.1	2008262.4	2.516 mg/L	2.516 mg/L	19:27:42
2	Mo 202.031†	249.9	217.0	0.0164 mg/L	0.0164 mg/L	19:28:08
2	Ni 231.604†	7086.5	7195.9	0.2442 mg/L	0.2442 mg/L	19:27:48
2	P 214.914†	8766.9	8849.8	6.374 mg/L	6.374 mg/L	19:28:08
2	Pb 220.353†	68281.5	69700.2	8.262 mg/L	8.262 mg/L	19:27:48
2	Sb 206.836†	42.4	35.8	0.0092 mg/L	0.0092 mg/L	19:28:08
2	Se 196.026†	-5.4	2.7	0.0035 mg/L	0.0035 mg/L	19:28:08
2	Sn 189.927†	908.5	842.4	0.2527 mg/L	0.2527 mg/L	19:28:08
2	Sr 407.771†	5093268.7	5181450.4	0.2319 mg/L	0.2319 mg/L	19:27:36
2	Ti 337.279†	2553409.8	2602891.9	3.596 mg/L	3.596 mg/L	19:27:42
2	Tl 190.801†	-28.6	-29.2	0.0104 mg/L	0.0104 mg/L	19:28:08
2	V 292.402†	39810.0	42091.6	0.1433 mg/L	0.1433 mg/L	19:27:48
2	Zn 213.857†	240665.7	244499.4	3.367 mg/L	3.367 mg/L	19:27:48

Mean Data: 0607134-09

Analyte	Mean Corrected Intensity	Conc.	Calib Units	Std.Dev.	Sample Conc. Units	Std.Dev.	RSD
Y 371.029	3254012.9	0.979	mg/L	0.0040			0.41%
Ag 328.068†	99671.5	0.3598	mg/L	0.00118	0.3598 mg/L	0.00118	0.33%
Al 237.313†	568083.1	67.89	mg/L	0.019	67.89 mg/L	0.019	0.03%
As 188.979†	44.1	0.0594	mg/L	0.00567	0.0594 mg/L	0.00567	9.55%
B 182.528†	54.9	0.1378	mg/L	0.00365	0.1378 mg/L	0.00365	2.65%
Ba 233.527†	55597.4	0.5130	mg/L	0.00404	0.5130 mg/L	0.00404	0.79%
Be 313.107†	20209.8	0.0021	mg/L	0.00006	0.0021 mg/L	0.00006	3.14%
Ca 315.886†	6256528.2	47.37	mg/L	0.186	47.37 mg/L	0.186	0.39%
Cd 228.802†	862.7	0.0233	mg/L	0.00036	0.0233 mg/L	0.00036	1.55%
Co 228.616†	2467.2	0.0625	mg/L	0.00016	0.0625 mg/L	0.00016	0.25%
Cr 267.716†	32971.5	0.2288	mg/L	0.00187	0.2288 mg/L	0.00187	0.82%
Cu 324.752†	660743.6	2.386	mg/L	0.0106	2.386 mg/L	0.0106	0.44%
Fe 234.349†	6656473.9	145.9	mg/L	0.46	145.9 mg/L	0.46	0.32%
Fe 238.204†	15446128.7	136.4	mg/L	0.42	136.4 mg/L	0.42	0.31%
K 766.490†	18475.8	9.015	mg/L	0.0207	9.015 mg/L	0.0207	0.23%
Li 670.784†	6248.9	0.1735	mg/L	0.00039	0.1735 mg/L	0.00039	0.22%
Mg 279.077†	533811.7	21.26	mg/L	0.002	21.26 mg/L	0.002	0.01%
Mn 257.610†	2008729.2	2.516	mg/L	0.0008	2.516 mg/L	0.0008	0.03%
Mo 202.031†	207.0	0.0156	mg/L	0.00109	0.0156 mg/L	0.00109	6.98%
Na 589.592	70102.1	8.705	mg/L	0.1035	8.705 mg/L	0.1035	1.19%
Ni 231.604†	7239.9	0.2457	mg/L	0.00213	0.2457 mg/L	0.00213	0.87%
P 214.914†	8886.6	6.401	mg/L	0.0374	6.401 mg/L	0.0374	0.58%
Pb 220.353†	69905.6	8.287	mg/L	0.0344	8.287 mg/L	0.0344	0.42%
Sb 206.836†	39.6	0.0112	mg/L	0.00280	0.0112 mg/L	0.00280	24.98%
Se 196.026†	2.7	0.0034	mg/L	0.00014	0.0034 mg/L	0.00014	4.03%
Sn 189.927†	846.4	0.2539	mg/L	0.00167	0.2539 mg/L	0.00167	0.66%
Sr 407.771†	5190766.8	0.2324	mg/L	0.00059	0.2324 mg/L	0.00059	0.25%
Ti 337.279†	2601709.9	3.594	mg/L	0.0023	3.594 mg/L	0.0023	0.06%
Tl 190.801†	-22.5	0.0158	mg/L	0.00766	0.0158 mg/L	0.00766	48.43%
V 292.402†	42230.8	0.1438	mg/L	0.00071	0.1438 mg/L	0.00071	0.49%
Zn 213.857†	245170.9	3.377	mg/L	0.0131	3.377 mg/L	0.0131	0.39%

Sequence No.: 32
 Sample ID: BG61320-dup1
 Analyst:
 Initial Sample Wt:
 Dilution:

Autosampler Location: 24
 Date Collected: 7/15/2006 7:29:48 PM
 Data Type: Original
 Initial Sample Vol:
 Sample Prep Vol:

Replicate Data: BG61320-dup1

Repl#	Analyte	Net Intensity	Corrected Intensity	Calib. Conc. Units	Sample Conc. Units	Analysis Time
-------	---------	---------------	---------------------	--------------------	--------------------	---------------

1	K 766.490†	11811.1	11515.0	5.608 mg/L	5.608 mg/L	19:31:23
1	Li 670.784†	4539.3	4545.6	0.1253 mg/L	0.1253 mg/L	19:31:23
1	Na 589.592	51227.1	52413.9	6.465 mg/L	6.465 mg/L	19:31:23
1	Y 371.029	3267299.2	3267299.2	0.983 mg/L	0.983 mg/L	19:31:48
1	Ag 328.068†	131587.7	136242.8	0.4890 mg/L	0.4890 mg/L	19:31:53
1	Al 237.313†	420181.8	427556.9	51.06 mg/L	51.06 mg/L	19:31:48
1	As 188.979†	43.1	38.3	0.0517 mg/L	0.0517 mg/L	19:32:13
1	B 182.528†	24.6	30.4	0.0760 mg/L	0.0760 mg/L	19:32:13
1	Ba 233.527†	37737.6	38526.5	0.3551 mg/L	0.3551 mg/L	19:31:53
1	Be 313.107†	17359.6	15209.3	0.0016 mg/L	0.0016 mg/L	19:31:53
1	Ca 315.886†	4053959.9	4124127.9	31.22 mg/L	31.22 mg/L	19:31:41
1	Cd 228.802†	926.5	822.1	0.0220 mg/L	0.0220 mg/L	19:32:13
1	Co 228.616†	1490.2	1696.6	0.0418 mg/L	0.0418 mg/L	19:32:13
1	Cr 267.716†	36945.9	36710.8	0.2528 mg/L	0.2528 mg/L	19:31:53
1	Cu 324.752†	612595.9	616596.1	2.222 mg/L	2.222 mg/L	19:31:48
1	Fe 234.349†	5260438.3	5350803.3	117.3 mg/L	117.3 mg/L	19:31:41
1	Fe 238.204†	12352216.3	12565675.0	111.0 mg/L	111.0 mg/L	19:31:41
1	Mg 279.077†	396360.6	402824.7	16.04 mg/L	16.04 mg/L	19:31:48
1	Mn 257.610†	1582614.1	1608443.6	2.014 mg/L	2.014 mg/L	19:31:48
1	Mo 202.031†	179.0	144.6	0.0108 mg/L	0.0108 mg/L	19:32:13
1	Ni 231.604†	5471.8	5544.8	0.1875 mg/L	0.1875 mg/L	19:32:13
1	P 214.914†	8607.6	8677.4	6.250 mg/L	6.250 mg/L	19:32:13
1	Pb 220.353†	38945.2	39773.4	4.715 mg/L	4.715 mg/L	19:31:53
1	Sb 206.836†	43.6	37.0	0.0101 mg/L	0.0101 mg/L	19:32:13
1	Se 196.026†	-8.6	-0.5	-0.0008 mg/L	-0.0008 mg/L	19:32:13
1	Sn 189.927†	559.2	486.0	0.1467 mg/L	0.1467 mg/L	19:32:13
1	Sr 407.771†	2926473.2	2970981.3	0.1329 mg/L	0.1329 mg/L	19:31:41
1	Ti 337.279†	1981514.8	2018034.9	2.787 mg/L	2.787 mg/L	19:31:48
1	Tl 190.801†	-11.1	-11.4	0.0179 mg/L	0.0179 mg/L	19:32:13
1	V 292.402†	33855.2	35986.2	0.1237 mg/L	0.1237 mg/L	19:31:53
1	Zn 213.857†	233089.4	236505.9	3.259 mg/L	3.259 mg/L	19:31:53
2	K 766.490†	11888.5	11558.9	5.630 mg/L	5.630 mg/L	19:31:28
2	Li 670.784†	4575.4	4569.0	0.1259 mg/L	0.1259 mg/L	19:31:28
2	Na 589.592	51559.6	52746.5	6.507 mg/L	6.507 mg/L	19:31:28
2	Y 371.029	3276729.2	3276729.2	0.986 mg/L	0.986 mg/L	19:32:29
2	Ag 328.068†	131579.3	135849.0	0.4876 mg/L	0.4876 mg/L	19:32:35
2	Al 237.313†	419731.6	425869.9	50.86 mg/L	50.86 mg/L	19:32:29
2	As 188.979†	52.4	47.6	0.0652 mg/L	0.0652 mg/L	19:32:55
2	B 182.528†	21.3	26.9	0.0672 mg/L	0.0672 mg/L	19:32:55
2	Ba 233.527†	37609.3	38285.9	0.3528 mg/L	0.3528 mg/L	19:32:35
2	Be 313.107†	17364.9	15163.9	0.0015 mg/L	0.0015 mg/L	19:32:35
2	Ca 315.886†	4076321.1	4134942.5	31.31 mg/L	31.31 mg/L	19:32:23
2	Cd 228.802†	954.7	848.0	0.0226 mg/L	0.0226 mg/L	19:32:55
2	Co 228.616†	1479.0	1680.9	0.0413 mg/L	0.0413 mg/L	19:32:55
2	Cr 267.716†	36594.4	36246.0	0.2497 mg/L	0.2497 mg/L	19:32:35
2	Cu 324.752†	613051.7	615264.9	2.218 mg/L	2.218 mg/L	19:32:29
2	Fe 234.349†	5283923.9	5359226.3	117.4 mg/L	117.4 mg/L	19:32:23
2	Fe 238.204†	12420513.9	12598793.2	111.3 mg/L	111.3 mg/L	19:32:23
2	Mg 279.077†	395625.5	400918.5	15.96 mg/L	15.96 mg/L	19:32:29
2	Mn 257.610†	1584669.0	1605894.4	2.011 mg/L	2.011 mg/L	19:32:29
2	Mo 202.031†	175.8	140.8	0.0105 mg/L	0.0105 mg/L	19:32:55
2	Ni 231.604†	5365.5	5421.0	0.1833 mg/L	0.1833 mg/L	19:32:55
2	P 214.914†	8691.7	8737.5	6.293 mg/L	6.293 mg/L	19:32:55
2	Pb 220.353†	38788.1	39500.0	4.683 mg/L	4.683 mg/L	19:32:35
2	Sb 206.836†	46.5	39.8	0.0117 mg/L	0.0117 mg/L	19:32:55
2	Se 196.026†	-11.9	-3.8	-0.0051 mg/L	-0.0051 mg/L	19:32:55
2	Sn 189.927†	541.4	466.3	0.1410 mg/L	0.1410 mg/L	19:32:55
2	Sr 407.771†	2938373.1	2974484.8	0.1330 mg/L	0.1330 mg/L	19:32:23
2	Ti 337.279†	1981872.7	2012596.3	2.780 mg/L	2.780 mg/L	19:32:29
2	Tl 190.801†	-15.0	-15.2	0.0148 mg/L	0.0148 mg/L	19:32:55
2	V 292.402†	33656.8	35685.8	0.1224 mg/L	0.1224 mg/L	19:32:35
2	Zn 213.857†	230968.5	233671.9	3.220 mg/L	3.220 mg/L	19:32:35

Mean Data: BG61320-dupl

Analyte	Mean Corrected		Calib	Std.Dev.	Sample		RSD
	Intensity	Conc. Units			Conc. Units	Std.Dev.	
Y 371.029	3272014.2	0.984 mg/L		0.0020			0.20%
Ag 328.068†	136045.9	0.4883 mg/L		0.00099	0.4883 mg/L	0.00099	0.20%
Al 237.313†	426713.4	50.96 mg/L		0.144	50.96 mg/L	0.144	0.28%
As 188.979†	42.9	0.0584 mg/L		0.00958	0.0584 mg/L	0.00958	16.39%
B 182.528†	28.6	0.0716 mg/L		0.00619	0.0716 mg/L	0.00619	8.65%

Ba 233.527†	38406.2	0.3539 mg/L	0.00157	0.3539 mg/L	0.00157	0.44%
Be 313.107†	15186.6	0.0015 mg/L	0.00000	0.0015 mg/L	0.00000	0.11%
Ca 315.886†	4129535.2	31.26 mg/L	0.058	31.26 mg/L	0.058	0.19%
Cd 228.802†	835.1	0.0223 mg/L	0.00043	0.0223 mg/L	0.00043	1.91%
Co 228.616†	1688.7	0.0415 mg/L	0.00031	0.0415 mg/L	0.00031	0.75%
Cr 267.716†	36478.4	0.2512 mg/L	0.00222	0.2512 mg/L	0.00222	0.88%
Cu 324.752†	615930.5	2.220 mg/L	0.0033	2.220 mg/L	0.0033	0.15%
Fe 234.349†	5355014.8	117.3 mg/L	0.13	117.3 mg/L	0.13	0.11%
Fe 238.204†	12582234.1	111.1 mg/L	0.21	111.1 mg/L	0.21	0.19%
K 766.490†	11536.9	5.619 mg/L	0.0152	5.619 mg/L	0.0152	0.27%
Li 670.784†	4557.3	0.1256 mg/L	0.00047	0.1256 mg/L	0.00047	0.37%
Mg 279.077†	401871.6	16.00 mg/L	0.054	16.00 mg/L	0.054	0.34%
Mn 257.610†	1607169.0	2.013 mg/L	0.0023	2.013 mg/L	0.0023	0.11%
Mo 202.031†	142.7	0.0106 mg/L	0.00021	0.0106 mg/L	0.00021	1.95%
Na 589.592	52580.2	6.486 mg/L	0.0298	6.486 mg/L	0.0298	0.46%
Ni 231.604†	5482.9	0.1854 mg/L	0.00300	0.1854 mg/L	0.00300	1.62%
P 214.914†	8707.4	6.272 mg/L	0.0305	6.272 mg/L	0.0305	0.49%
Pb 220.353†	39636.7	4.699 mg/L	0.0229	4.699 mg/L	0.0229	0.49%
Sb 206.836†	38.4	0.0109 mg/L	0.00111	0.0109 mg/L	0.00111	10.18%
Se 196.026†	-2.2	-0.0029 mg/L	0.00307	-0.0029 mg/L	0.00307	104.15%
Sn 189.927†	476.2	0.1439 mg/L	0.00406	0.1439 mg/L	0.00406	2.82%
Sr 407.771†	2972733.1	0.1329 mg/L	0.00011	0.1329 mg/L	0.00011	0.08%
Ti 337.279†	2015315.6	2.784 mg/L	0.0053	2.784 mg/L	0.0053	0.19%
Tl 190.801†	-13.3	0.0164 mg/L	0.00224	0.0164 mg/L	0.00224	13.67%
V 292.402†	35836.0	0.1230 mg/L	0.00086	0.1230 mg/L	0.00086	0.70%
Zn 213.857†	235088.9	3.240 mg/L	0.0277	3.240 mg/L	0.0277	0.86%

Duplicate Check: BG61320-dup1

Analyte	Expected Conc.	Measured Conc.	Std. Dev.	Units	Difference (%)
K 766.490	9.015	5.619	0.015	mg/L	46.4
Li 670.784	0.1735	0.1256	0.000	mg/L	32.0
Na 589.592	8.705	6.486	0.030	mg/L	29.2
Y 371.029			0.000	mg/L	Not calculated
Ag 328.068	0.3598	0.4883	0.001	mg/L	30.3
Al 237.313	67.89	50.96	0.144	mg/L	28.5
As 188.979	0.0594	0.0584	0.010	mg/L	1.6
B 182.528	0.1378	0.0716	0.006	mg/L	63.2
Ba 233.527	0.5130	0.3539	0.002	mg/L	36.7
Be 313.107	0.0021	0.0015	0.000	mg/L	27.8
Ca 315.886	47.37	31.26	0.058	mg/L	41.0
Cd 228.802	0.0233	0.0223	0.000	mg/L	4.6
Co 228.616	0.0625	0.0415	0.000	mg/L	40.3
Cr 267.716	0.2288	0.2512	0.002	mg/L	9.3
Cu 324.752	2.386	2.220	0.003	mg/L	7.2
Fe 234.349	145.9	117.3	0.131	mg/L	21.7
Fe 238.204	136.4	111.1	0.207	mg/L	20.4
Mg 279.077	21.26	16.00	0.054	mg/L	28.2
Mn 257.610	2.516	2.013	0.002	mg/L	22.2
Mo 202.031	0.0156	0.0106	0.000	mg/L	38.1
Ni 231.604	0.2457	0.1854	0.003	mg/L	28.0
P 214.914	6.401	6.272	0.031	mg/L	2.0
Pb 220.353	8.287	4.699	0.023	mg/L	55.3
Sb 206.836	0.0112	0.0109	0.001	mg/L	2.4
Se 196.026	0.0034	-0.0029	0.003	mg/L	2953.1
Sn 189.927	0.2539	0.1439	0.004	mg/L	55.3
Sr 407.771	0.2324	0.1329	0.000	mg/L	54.4
Ti 337.279	3.594	2.784	0.005	mg/L	25.4
Tl 190.801	0.0158	0.0164	0.002	mg/L	3.3
V 292.402	0.1438	0.1230	0.001	mg/L	15.6
Zn 213.857	3.377	3.240	0.028	mg/L	4.1

Sequence No.: 33
 Sample ID: BG61320-ms1
 Analyst:
 Initial Sample Wt:
 Dilution:

Autosampler Location: 25
 Date Collected: 7/15/2006 7:34:32 PM
 Data Type: Original
 Initial Sample Vol:
 Sample Prep Vol:

Replicate Data: BG61320-ms1

Repl#	Analyte	Net Intensity	Corrected Intensity	Calib. Conc. Units	Sample Conc. Units	Analysis Time
1	K 766.490†	59757.4	60455.3	29.56 mg/L	29.56 mg/L	19:36:08
1	Li 670.784†	20963.6	21311.8	0.6002 mg/L	0.6002 mg/L	19:36:08
1	Na 589.592	227952.3	229139.2	28.84 mg/L	28.84 mg/L	19:36:08
1	Y 371.029	3258649.8	3258649.8	0.980 mg/L		19:36:33
1	Ag 328.068†	135827.8	140923.3	0.5060 mg/L	0.5060 mg/L	19:36:39
1	Al 237.313†	493186.0	503160.7	60.19 mg/L	60.19 mg/L	19:36:33
1	As 188.979†	323.0	323.9	0.4659 mg/L	0.4659 mg/L	19:36:59
1	B 182.528†	179.4	188.3	0.4733 mg/L	0.4733 mg/L	19:36:59
1	Ba 233.527†	88934.2	90852.4	0.8390 mg/L	0.8390 mg/L	19:36:39
1	Be 313.107†	231333.3	233523.6	0.0460 mg/L	0.0460 mg/L	19:36:33
1	Ca 315.886†	5243260.2	5348240.2	40.49 mg/L	40.49 mg/L	19:36:26
1	Cd 228.802†	9048.0	9109.1	0.2401 mg/L	0.2401 mg/L	19:36:59
1	Co 228.616†	16178.2	16683.4	0.4771 mg/L	0.4771 mg/L	19:36:39
1	Cr 267.716†	94084.3	95095.4	0.6482 mg/L	0.6482 mg/L	19:36:39
1	Cu 324.752†	646970.7	653314.9	2.354 mg/L	2.354 mg/L	19:36:33
1	Fe 234.349†	5195821.4	5299094.8	116.1 mg/L	116.1 mg/L	19:36:26
1	Fe 238.204†	12234352.8	12478801.9	110.2 mg/L	110.2 mg/L	19:36:26
1	Mg 279.077†	607582.6	619355.5	24.69 mg/L	24.69 mg/L	19:36:33
1	Mn 257.610†	2151352.7	2192868.2	2.747 mg/L	2.747 mg/L	19:36:33
1	Mo 202.031†	5649.0	5724.8	0.4445 mg/L	0.4445 mg/L	19:36:59
1	Ni 231.604†	16963.2	17281.5	0.5906 mg/L	0.5906 mg/L	19:36:39
1	P 214.914†	14329.6	14537.5	10.46 mg/L	10.46 mg/L	19:36:59
1	Pb 220.353†	44307.6	45348.6	5.378 mg/L	5.378 mg/L	19:36:39
1	Sb 206.836†	662.1	668.0	0.3354 mg/L	0.3354 mg/L	19:36:59
1	Se 196.026†	619.4	640.1	0.8389 mg/L	0.8389 mg/L	19:36:59
1	Sr 189.927†	2133.9	2093.8	0.6165 mg/L	0.6165 mg/L	19:36:59
1	Sr 407.771†	4576259.1	4661775.0	0.2087 mg/L	0.2087 mg/L	19:36:26
1	Ti 337.279†	2443595.3	2494738.5	3.446 mg/L	3.446 mg/L	19:36:33
1	Tl 190.801†	478.3	487.8	0.4308 mg/L	0.4308 mg/L	19:36:59
1	V 292.402†	145409.7	149870.6	0.5827 mg/L	0.5827 mg/L	19:36:39
1	Zn 213.857†	228481.0	232434.5	3.202 mg/L	3.202 mg/L	19:36:39
2	K 766.490†	59967.5	60544.1	29.61 mg/L	29.61 mg/L	19:36:13
2	Li 670.784†	20963.1	21267.5	0.5989 mg/L	0.5989 mg/L	19:36:13
2	Na 589.592	228588.3	229775.2	28.92 mg/L	28.92 mg/L	19:36:13
2	Y 371.029	3265350.5	3265350.5	0.982 mg/L		19:37:15
2	Ag 328.068†	135687.9	140496.6	0.5045 mg/L	0.5045 mg/L	19:37:21
2	Al 237.313†	496355.9	505355.2	60.45 mg/L	60.45 mg/L	19:37:15
2	As 188.979†	320.6	320.8	0.4614 mg/L	0.4614 mg/L	19:37:41
2	B 182.528†	179.6	188.1	0.4727 mg/L	0.4727 mg/L	19:37:41
2	Ba 233.527†	88712.7	90440.7	0.8352 mg/L	0.8352 mg/L	19:37:21
2	Be 313.107†	231793.8	233508.1	0.0460 mg/L	0.0460 mg/L	19:37:15
2	Ca 315.886†	5265362.4	5359764.3	40.58 mg/L	40.58 mg/L	19:37:08
2	Cd 228.802†	9055.4	9097.6	0.2398 mg/L	0.2398 mg/L	19:37:41
2	Co 228.616†	16092.9	16562.7	0.4735 mg/L	0.4735 mg/L	19:37:21
2	Cr 267.716†	93891.8	94702.6	0.6456 mg/L	0.6456 mg/L	19:37:21
2	Cu 324.752†	647834.0	652839.5	2.352 mg/L	2.352 mg/L	19:37:15
2	Fe 234.349†	5239763.1	5332950.3	116.9 mg/L	116.9 mg/L	19:37:08
2	Fe 238.204†	12322321.0	12542741.9	110.8 mg/L	110.8 mg/L	19:37:08
2	Mg 279.077†	609778.9	620319.5	24.73 mg/L	24.73 mg/L	19:37:15
2	Mn 257.610†	2160645.5	2197824.8	2.753 mg/L	2.753 mg/L	19:37:15
2	Mo 202.031†	5619.6	5683.1	0.4412 mg/L	0.4412 mg/L	19:37:41
2	Ni 231.604†	16999.3	17282.8	0.5906 mg/L	0.5906 mg/L	19:37:21
2	P 214.914†	14300.4	14477.6	10.42 mg/L	10.42 mg/L	19:37:41
2	Pb 220.353†	44229.8	45176.6	5.358 mg/L	5.358 mg/L	19:37:21
2	Sb 206.836†	665.3	669.9	0.3365 mg/L	0.3365 mg/L	19:37:41
2	Se 196.026†	624.8	644.3	0.8444 mg/L	0.8444 mg/L	19:37:41
2	Sr 189.927†	2118.0	2073.1	0.6105 mg/L	0.6105 mg/L	19:37:41
2	Sr 407.771†	4602821.1	4679235.2	0.2094 mg/L	0.2094 mg/L	19:37:08
2	Ti 337.279†	2452826.2	2499020.3	3.452 mg/L	3.452 mg/L	19:37:15
2	Tl 190.801†	480.9	489.5	0.4323 mg/L	0.4323 mg/L	19:37:41
2	V 292.402†	145421.7	149578.5	0.5814 mg/L	0.5814 mg/L	19:37:21
2	Zn 213.857†	228300.9	231772.8	3.192 mg/L	3.192 mg/L	19:37:21

Mean Data: BG61320-ms1

Analyte	Mean Corrected Intensity	Calib Conc. Units	Std.Dev.	Sample Conc. Units	Std.Dev.	RSD
Y 371.029	3262000.2	0.981 mg/L	0.0014			0.15%
Ag 328.068†	140709.9	0.5052 mg/L	0.00106	0.5052 mg/L	0.00106	0.21%
Al 237.313†	504257.9	60.32 mg/L	0.185	60.32 mg/L	0.185	0.31%

As 188.979†	322.4	0.4637 mg/L	0.00317	0.4637 mg/L	0.00317	0.68%
B 182.528†	188.2	0.4730 mg/L	0.00037	0.4730 mg/L	0.00037	0.08%
Ba 233.527†	90646.6	0.8371 mg/L	0.00269	0.8371 mg/L	0.00269	0.32%
Be 313.107†	233515.8	0.0460 mg/L	0.00000	0.0460 mg/L	0.00000	0.01%
Ca 315.886†	5354002.2	40.54 mg/L	0.062	40.54 mg/L	0.062	0.15%
Cd 228.802†	9103.4	0.2400 mg/L	0.00020	0.2400 mg/L	0.00020	0.09%
Co 228.616†	16623.1	0.4753 mg/L	0.00250	0.4753 mg/L	0.00250	0.53%
Cr 267.716†	94899.0	0.6469 mg/L	0.00186	0.6469 mg/L	0.00186	0.29%
Cu 324.752†	653077.2	2.353 mg/L	0.0011	2.353 mg/L	0.0011	0.05%
Fe 234.349†	5316022.5	116.5 mg/L	0.52	116.5 mg/L	0.52	0.45%
Fe 238.204†	12510771.9	110.5 mg/L	0.40	110.5 mg/L	0.40	0.36%
K 766.490†	60499.7	29.58 mg/L	0.031	29.58 mg/L	0.031	0.10%
Li 670.784†	21289.6	0.5995 mg/L	0.00089	0.5995 mg/L	0.00089	0.15%
Mg 279.077†	619837.5	24.71 mg/L	0.027	24.71 mg/L	0.027	0.11%
Mn 257.610†	2195346.5	2.750 mg/L	0.0044	2.750 mg/L	0.0044	0.16%
Mo 202.031†	5703.9	0.4428 mg/L	0.00229	0.4428 mg/L	0.00229	0.52%
Na 589.592	229457.2	28.88 mg/L	0.057	28.88 mg/L	0.057	0.20%
Ni 231.604†	17282.2	0.5906 mg/L	0.00003	0.5906 mg/L	0.00003	0.00%
P 214.914†	14507.5	10.44 mg/L	0.030	10.44 mg/L	0.030	0.29%
Pb 220.353†	45262.6	5.368 mg/L	0.0144	5.368 mg/L	0.0144	0.27%
Sb 206.836†	668.9	0.3359 mg/L	0.00077	0.3359 mg/L	0.00077	0.23%
Se 196.026†	642.2	0.8417 mg/L	0.00389	0.8417 mg/L	0.00389	0.46%
Sn 189.927†	2083.4	0.6135 mg/L	0.00425	0.6135 mg/L	0.00425	0.69%
Sr 407.771†	4670505.1	0.2090 mg/L	0.00055	0.2090 mg/L	0.00055	0.26%
Ti 337.279†	2496879.4	3.449 mg/L	0.0042	3.449 mg/L	0.0042	0.12%
Tl 190.801†	488.7	0.4316 mg/L	0.00103	0.4316 mg/L	0.00103	0.24%
V 292.402†	149724.6	0.5821 mg/L	0.00093	0.5821 mg/L	0.00093	0.16%
Zn 213.857†	232103.6	3.197 mg/L	0.0065	3.197 mg/L	0.0065	0.20%

Matrix Recovery Check: BG61320-ms1

Analyte	Expected Conc.	Measured Conc.	Std. Dev.	Units	Recovery (%)
K 766.490	34.02	29.58	0.031	mg/L	82.3
Li 670.784	0.6735	0.5995	0.001	mg/L	85.2
Na 589.592	33.70	28.88	0.057	mg/L	80.7
Ag 328.068	0.6098	0.5052	0.001	mg/L	58.2
Al 237.313	70.39	60.32	0.185	mg/L	-302.8
As 188.979	0.5594	0.4637	0.003	mg/L	80.9
B 182.528	0.6378	0.4730	0.000	mg/L	67.0
Ba 233.527	1.013	0.8371	0.003	mg/L	64.8
Be 313.107	0.0521	0.0460	0.000	mg/L	87.9
Ca 315.886	52.37	40.54	0.062	mg/L	-136.6
Cd 228.802	0.2733	0.2400	0.000	mg/L	86.7
Co 228.616	0.5625	0.4753	0.002	mg/L	82.6
Cr 267.716	0.7288	0.6469	0.002	mg/L	83.6
Cu 324.752	2.886	2.353	0.001	mg/L	-6.6
Fe 234.349	148.4	116.5	0.525	mg/L	-1175.2
Fe 238.204	138.9	110.5	0.399	mg/L	-1037.2
Mg 279.077	26.26	24.71	0.027	mg/L	69.0
Mn 257.610	3.016	2.750	0.004	mg/L	46.8
Mo 202.031	0.5156	0.4428	0.002	mg/L	85.4
Ni 231.604	0.7457	0.5906	0.000	mg/L	69.0
P 214.914	11.40	10.44	0.030	mg/L	80.8
Pb 220.353	8.787	5.368	0.014	mg/L	-583.7
Sb 206.836	0.5112	0.3359	0.001	mg/L	64.9
Se 196.026	1.003	0.8417	0.004	mg/L	83.8
Sn 189.927	0.7539	0.6135	0.004	mg/L	71.9
Sr 407.771	0.2824	0.2090	0.001	mg/L	-46.6
Ti 337.279	4.094	3.449	0.004	mg/L	-29.0
Tl 190.801	0.5158	0.4316	0.001	mg/L	83.1
V 292.402	0.6438	0.5821	0.001	mg/L	87.6
Zn 213.857	3.877	3.197	0.007	mg/L	-35.9

=====

Sequence No.: 34

Sample ID: BG61320-sd1 x5

Analyst:

Initial Sample Wt:

Dilution:

Autosampler Location: 26

Date Collected: 7/15/2006 7:39:18 PM

Data Type: Original

Initial Sample Vol:

Sample Prep Vol:

Replicate Data: BG61320-sd1 x5

Repl#	Analyte	Net Intensity	Corrected Intensity	Calib. Conc. Units	Sample Conc. Units	Analysis Time
1	K 766.490†	4221.5	3815.0	1.839 mg/L	1.839 mg/L	19:40:51
1	Li 670.784†	1379.5	1338.0	0.0344 mg/L	0.0344 mg/L	19:40:51
1	Na 589.592	13457.1	14643.9	1.682 mg/L	1.682 mg/L	19:40:51
1	Y 371.029	3251077.7	3251077.7	0.978 mg/L		19:41:06
1	Ag 328.068†	18130.1	20906.9	0.0744 mg/L	0.0744 mg/L	19:41:11
1	Al 237.313†	115568.6	118240.4	14.12 mg/L	14.12 mg/L	19:41:11
1	As 188.979†	14.1	8.8	0.0109 mg/L	0.0109 mg/L	19:41:31
1	B 182.528†	8.2	13.7	0.0340 mg/L	0.0340 mg/L	19:41:31
1	Ba 233.527†	11240.5	11626.3	0.1063 mg/L	0.1063 mg/L	19:41:11
1	Be 313.107†	6483.0	4176.7	0.0005 mg/L	0.0005 mg/L	19:41:11
1	Ca 315.886†	1279701.6	1308187.9	9.901 mg/L	9.901 mg/L	19:41:06
1	Cd 228.802†	305.7	192.1	0.0048 mg/L	0.0048 mg/L	19:41:31
1	Co 228.616†	348.1	536.4	0.0123 mg/L	0.0123 mg/L	19:41:31
1	Cr 267.716†	7703.8	6999.9	0.0471 mg/L	0.0471 mg/L	19:41:11
1	Cu 324.752†	139528.9	136022.1	0.4904 mg/L	0.4904 mg/L	19:41:06
1	Fe 234.349†	1415881.1	1446668.9	31.69 mg/L	31.69 mg/L	19:41:06
1	Fe 238.204†	3499528.3	3577015.8	31.59 mg/L	31.59 mg/L	19:41:06
1	Mg 279.077†	114216.9	116361.1	4.616 mg/L	4.616 mg/L	19:41:11
1	Mn 257.610†	414713.1	422366.0	0.5273 mg/L	0.5273 mg/L	19:41:06
1	Mo 202.031†	97.7	62.4	0.0044 mg/L	0.0044 mg/L	19:41:31
1	Ni 231.604†	1512.9	1524.8	0.0496 mg/L	0.0496 mg/L	19:41:31
1	P 214.914†	1923.1	1886.5	1.368 mg/L	1.368 mg/L	19:41:31
1	Pb 220.353†	14566.9	15045.7	1.783 mg/L	1.783 mg/L	19:41:11
1	Sb 206.836†	14.9	7.9	0.0007 mg/L	0.0007 mg/L	19:41:31
1	Se 196.026†	-6.5	1.6	0.0020 mg/L	0.0020 mg/L	19:41:31
1	Sn 189.927†	263.2	186.2	0.0537 mg/L	0.0537 mg/L	19:41:31
1	Sr 407.771†	1080234.1	1098164.0	0.0489 mg/L	0.0489 mg/L	19:41:06
1	Ti 337.279†	522156.0	535983.4	0.7398 mg/L	0.7398 mg/L	19:41:06
1	Tl 190.801†	2.8	2.8	0.0082 mg/L	0.0082 mg/L	19:41:31
1	V 292.402†	7291.0	8997.7	0.0302 mg/L	0.0302 mg/L	19:41:11
1	Zn 213.857†	51754.2	52284.3	0.7192 mg/L	0.7192 mg/L	19:41:11
2	K 766.490†	4225.6	3836.8	1.850 mg/L	1.850 mg/L	19:40:56
2	Li 670.784†	1367.2	1331.1	0.0342 mg/L	0.0342 mg/L	19:40:56
2	Na 589.592	13448.6	14635.5	1.681 mg/L	1.681 mg/L	19:40:56
2	Y 371.029	3237927.2	3237927.2	0.974 mg/L		19:41:39
2	Ag 328.068†	17872.9	20718.2	0.0738 mg/L	0.0738 mg/L	19:41:44
2	Al 237.313†	114274.0	117391.3	14.02 mg/L	14.02 mg/L	19:41:44
2	As 188.979†	12.2	6.9	0.0082 mg/L	0.0082 mg/L	19:42:04
2	B 182.528†	7.2	12.7	0.0316 mg/L	0.0316 mg/L	19:42:04
2	Ba 233.527†	11101.6	11530.5	0.1054 mg/L	0.1054 mg/L	19:41:44
2	Be 313.107†	6274.2	3989.3	0.0004 mg/L	0.0004 mg/L	19:41:44
2	Ca 315.886†	1273442.3	1307076.1	9.893 mg/L	9.893 mg/L	19:41:39
2	Cd 228.802†	305.2	192.8	0.0049 mg/L	0.0049 mg/L	19:42:04
2	Co 228.616†	329.6	518.9	0.0118 mg/L	0.0118 mg/L	19:42:04
2	Cr 267.716†	7583.9	6908.8	0.0465 mg/L	0.0465 mg/L	19:41:44
2	Cu 324.752†	138760.8	135813.0	0.4897 mg/L	0.4897 mg/L	19:41:39
2	Fe 234.349†	1414978.6	1451621.9	31.80 mg/L	31.80 mg/L	19:41:39
2	Fe 238.204†	3490047.0	3581814.3	31.63 mg/L	31.63 mg/L	19:41:39
2	Mg 279.077†	112803.9	115384.8	4.577 mg/L	4.577 mg/L	19:41:44
2	Mn 257.610†	413308.6	422646.2	0.5276 mg/L	0.5276 mg/L	19:41:39
2	Mo 202.031†	83.5	48.2	0.0033 mg/L	0.0033 mg/L	19:42:04
2	Ni 231.604†	1525.8	1544.4	0.0503 mg/L	0.0503 mg/L	19:42:04
2	P 214.914†	1919.8	1891.1	1.372 mg/L	1.372 mg/L	19:42:04
2	Pb 220.353†	14418.4	14953.8	1.772 mg/L	1.772 mg/L	19:41:44
2	Sb 206.836†	15.8	8.9	0.0012 mg/L	0.0012 mg/L	19:42:04
2	Se 196.026†	-7.9	0.2	0.0001 mg/L	0.0001 mg/L	19:42:04
2	Sn 189.927†	251.8	175.5	0.0506 mg/L	0.0506 mg/L	19:42:04
2	Sr 407.771†	1076371.8	1098684.7	0.0489 mg/L	0.0489 mg/L	19:41:39
2	Ti 337.279†	520050.5	535990.2	0.7398 mg/L	0.7398 mg/L	19:41:39
2	Tl 190.801†	-6.7	-6.9	0.0003 mg/L	0.0003 mg/L	19:42:04
2	V 292.402†	6998.7	8727.9	0.0291 mg/L	0.0291 mg/L	19:41:44
2	Zn 213.857†	51321.8	52055.4	0.7160 mg/L	0.7160 mg/L	19:41:44

Mean Data: BG61320-sd1 x5

Analyte	Mean Corrected Intensity	Calib Conc. Units	Std.Dev.	Sample Conc. Units	Std.Dev.	RSD
Y 371.029	3244502.5	0.976 mg/L	0.0028			0.29%
Ag 328.068†	20812.6	0.0741 mg/L	0.00047	0.0741 mg/L	0.00047	0.64%

Element	Concentration	Unit	Std. Dev.	Concentration	Unit	Std. Dev.	Recovery %
Al 237.313†	117815.9	14.07 mg/L	0.073	14.07 mg/L	0.073	0.52%	
As 188.979†	7.9	0.0095 mg/L	0.00196	0.0095 mg/L	0.00196	20.59%	
B 182.528†	13.2	0.0328 mg/L	0.00173	0.0328 mg/L	0.00173	5.26%	
Ba 233.527†	11578.4	0.1058 mg/L	0.00063	0.1058 mg/L	0.00063	0.59%	
Be 313.107†	4083.0	0.0005 mg/L	0.00003	0.0005 mg/L	0.00003	5.80%	
Ca 315.886†	1307632.0	9.897 mg/L	0.0060	9.897 mg/L	0.0060	0.06%	
Cd 228.802†	192.4	0.0049 mg/L	0.00002	0.0049 mg/L	0.00002	0.50%	
Co 228.616†	527.7	0.0121 mg/L	0.00036	0.0121 mg/L	0.00036	3.00%	
Cr 267.716†	6954.4	0.0468 mg/L	0.00043	0.0468 mg/L	0.00043	0.92%	
Cu 324.752†	135917.5	0.4900 mg/L	0.00051	0.4900 mg/L	0.00051	0.10%	
Fe 234.349†	1449145.4	31.75 mg/L	0.077	31.75 mg/L	0.077	0.24%	
Fe 238.204†	3579415.0	31.61 mg/L	0.030	31.61 mg/L	0.030	0.09%	
K 766.490†	3825.9	1.844 mg/L	0.0075	1.844 mg/L	0.0075	0.41%	
Li 670.784†	1334.6	0.0343 mg/L	0.00014	0.0343 mg/L	0.00014	0.40%	
Mg 279.077†	115873.0	4.596 mg/L	0.0276	4.596 mg/L	0.0276	0.60%	
Mn 257.610†	422506.1	0.5275 mg/L	0.00025	0.5275 mg/L	0.00025	0.05%	
Mo 202.031†	55.3	0.0038 mg/L	0.00078	0.0038 mg/L	0.00078	20.29%	
Na 589.592	14639.7	1.682 mg/L	0.0008	1.682 mg/L	0.0008	0.05%	
Ni 231.604†	1534.6	0.0500 mg/L	0.00047	0.0500 mg/L	0.00047	0.95%	
P 214.914†	1888.8	1.370 mg/L	0.0023	1.370 mg/L	0.0023	0.17%	
Pb 220.353†	14999.7	1.777 mg/L	0.0077	1.777 mg/L	0.0077	0.43%	
Sb 206.836†	8.4	0.0010 mg/L	0.00037	0.0010 mg/L	0.00037	39.12%	
Se 196.026†	0.9	0.0010 mg/L	0.00135	0.0010 mg/L	0.00135	129.97%	
Sn 189.927†	180.9	0.0521 mg/L	0.00220	0.0521 mg/L	0.00220	4.22%	
Sr 407.771†	1098424.4	0.0489 mg/L	0.00002	0.0489 mg/L	0.00002	0.03%	
Ti 337.279†	535986.8	0.7398 mg/L	0.00001	0.7398 mg/L	0.00001	0.00%	
Tl 190.801†	-2.1	0.0042 mg/L	0.00556	0.0042 mg/L	0.00556	131.56%	
V 292.402†	8862.8	0.0296 mg/L	0.00078	0.0296 mg/L	0.00078	2.64%	
Zn 213.857†	52169.9	0.7176 mg/L	0.00225	0.7176 mg/L	0.00225	0.31%	

Dilution Check: BG61320-sd1 x5

Analyte	Expected Conc.	Measured Conc.	Std. Dev.	Units	Difference (%)
K 766.490	1.803	1.844	0.008	mg/L	2.3
Li 670.784	0.0347	0.0343	0.000	mg/L	1.1
Na 589.592	1.741	1.682	0.001	mg/L	3.4
Y 371.029			0.000	mg/L	Not calculated
Ag 328.068	0.0720	0.0741	0.000	mg/L	3.0
Al 237.313	13.58	14.07	0.073	mg/L	3.6
As 188.979	0.0119	0.0095	0.002	mg/L	19.6
B 182.528	0.0276	0.0328	0.002	mg/L	19.0
Ba 233.527	0.1026	0.1058	0.001	mg/L	3.2
Be 313.107	0.0004	0.0005	0.000	mg/L	13.0
Ca 315.886	9.474	9.897	0.006	mg/L	4.5
Cd 228.802	0.0047	0.0049	0.000	mg/L	4.0
Co 228.616	0.0125	0.0121	0.000	mg/L	3.3
Cr 267.716	0.0458	0.0468	0.000	mg/L	2.2
Cu 324.752	0.4771	0.4900	0.001	mg/L	2.7
Fe 234.349	29.17	31.75	0.077	mg/L	8.8
Fe 238.204	27.29	31.61	0.030	mg/L	15.8
Mg 279.077	4.252	4.596	0.028	mg/L	8.1
Mn 257.610	0.5033	0.5275	0.000	mg/L	4.8
Mo 202.031	0.0031	0.0038	0.001	mg/L	22.9
Ni 231.604	0.0491	0.0500	0.000	mg/L	1.7
P 214.914	1.280	1.370	0.002	mg/L	7.0
Pb 220.353	1.657	1.777	0.008	mg/L	7.2
Sb 206.836	0.0022	0.0010	0.000	mg/L	57.4
Se 196.026	0.0007	0.0010	0.001	mg/L	53.6
Sn 189.927	0.0508	0.0521	0.002	mg/L	2.7
Sr 407.771	0.0465	0.0489	0.000	mg/L	5.3
Ti 337.279	0.7188	0.7398	0.000	mg/L	2.9
Tl 190.801	0.0032	0.0042	0.006	mg/L	33.5
V 292.402	0.0288	0.0296	0.001	mg/L	2.9
Zn 213.857	0.6753	0.7176	0.002	mg/L	6.3

Sequence No.: 35
 Sample ID: BG61320-pds1
 Analyst:
 Initial Sample Wt:
 Dilution:

Autosampler Location: 27
 Date Collected: 7/15/2006 7:43:42 PM
 Data Type: Original
 Initial Sample Vol:
 Sample Prep Vol:

Replicate Data: BG61320-pds1

Repl#	Analyte	Net		Calib.	Sample		Analysis Time
		Intensity	Corrected Intensity		Conc. Units	Conc. Units	
1	K 766.490†	65313.3	66606.2	32.57 mg/L	32.57 mg/L	19:45:19	
1	Li 670.784†	22376.2	22918.4	0.6457 mg/L	0.6457 mg/L	19:45:19	
1	Na 589.592	254863.1	256050.0	32.25 mg/L	32.25 mg/L	19:45:19	
1	Y 371.029	3235174.0	3235174.0	0.973 mg/L		19:45:46	
1	Ag 328.068†	155116.7	161747.4	0.5815 mg/L	0.5815 mg/L	19:45:46	
1	Al 237.313†	562715.9	578251.0	69.12 mg/L	69.12 mg/L	19:45:46	
1	As 188.979†	328.3	331.7	0.4768 mg/L	0.4768 mg/L	19:46:06	
1	B 182.528†	219.5	230.9	0.5802 mg/L	0.5802 mg/L	19:46:06	
1	Ba 233.527†	100640.8	103538.9	0.9564 mg/L	0.9564 mg/L	19:45:46	
1	Be 313.107†	244678.8	248948.0	0.0489 mg/L	0.0489 mg/L	19:45:46	
1	Ca 315.886†	6611130.7	6792494.8	51.43 mg/L	51.43 mg/L	19:45:37	
1	Cd 228.802†	9464.5	9604.0	0.2535 mg/L	0.2535 mg/L	19:46:06	
1	Co 228.616†	17521.8	18183.7	0.5196 mg/L	0.5196 mg/L	19:46:06	
1	Cr 267.716†	97742.6	99550.7	0.6801 mg/L	0.6801 mg/L	19:45:46	
1	Cu 324.752†	748090.7	762001.4	2.747 mg/L	2.747 mg/L	19:45:46	
1	Fe 234.349†	6497212.9	6674693.1	146.3 mg/L	146.3 mg/L	19:45:37	
1	Fe 238.204†	15051427.7	15463816.5	136.6 mg/L	136.6 mg/L	19:45:37	
1	Mg 279.077†	616430.2	632943.4	25.22 mg/L	25.22 mg/L	19:45:46	
1	Mn 257.610†	2267252.5	2327876.0	2.916 mg/L	2.916 mg/L	19:45:46	
1	Mo 202.031†	6084.4	6214.0	0.4825 mg/L	0.4825 mg/L	19:46:06	
1	Ni 231.604†	19405.2	19916.2	0.6810 mg/L	0.6810 mg/L	19:46:06	
1	P 214.914†	14618.6	14940.4	10.75 mg/L	10.75 mg/L	19:46:06	
1	Pb 220.353†	68779.7	70820.8	8.396 mg/L	8.396 mg/L	19:45:46	
1	Sb 206.836†	885.8	902.8	0.4583 mg/L	0.4583 mg/L	19:46:06	
1	Se 196.026†	655.2	681.4	0.8931 mg/L	0.8931 mg/L	19:46:06	
1	Sn 189.927†	2457.5	2442.1	0.7200 mg/L	0.7200 mg/L	19:46:06	
1	Sr 407.771†	5958267.5	6115618.5	0.2738 mg/L	0.2738 mg/L	19:45:37	
1	Ti 337.279†	2809838.9	2889129.8	3.991 mg/L	3.991 mg/L	19:45:46	
1	Tl 190.801†	507.1	520.9	0.4594 mg/L	0.4594 mg/L	19:46:06	
1	V 292.402†	148627.3	154253.0	0.5961 mg/L	0.5961 mg/L	19:45:46	
1	Zn 213.857†	261845.2	268406.3	3.696 mg/L	3.696 mg/L	19:45:46	
2	K 766.490†	65164.4	66503.3	32.52 mg/L	32.52 mg/L	19:45:24	
2	Li 670.784†	22289.6	22846.6	0.6436 mg/L	0.6436 mg/L	19:45:24	
2	Na 589.592	252290.0	253476.9	31.92 mg/L	31.92 mg/L	19:45:24	
2	Y 371.029	3232753.2	3232753.2	0.973 mg/L		19:46:24	
2	Ag 328.068†	154336.9	161065.0	0.5790 mg/L	0.5790 mg/L	19:46:24	
2	Al 237.313†	562315.4	578272.1	69.12 mg/L	69.12 mg/L	19:46:24	
2	As 188.979†	321.7	325.2	0.4673 mg/L	0.4673 mg/L	19:46:44	
2	B 182.528†	218.4	229.9	0.5778 mg/L	0.5778 mg/L	19:46:44	
2	Ba 233.527†	100492.2	103463.5	0.9557 mg/L	0.9557 mg/L	19:46:24	
2	Be 313.107†	243922.8	248358.9	0.0488 mg/L	0.0488 mg/L	19:46:24	
2	Ca 315.886†	6635564.9	6822705.6	51.66 mg/L	51.66 mg/L	19:46:15	
2	Cd 228.802†	9480.9	9628.1	0.2542 mg/L	0.2542 mg/L	19:46:44	
2	Co 228.616†	17526.3	18201.8	0.5201 mg/L	0.5201 mg/L	19:46:44	
2	Cr 267.716†	97457.6	99332.8	0.6787 mg/L	0.6787 mg/L	19:46:24	
2	Cu 324.752†	747282.3	761745.7	2.747 mg/L	2.747 mg/L	19:46:24	
2	Fe 234.349†	6512666.9	6695582.5	146.7 mg/L	146.7 mg/L	19:46:15	
2	Fe 238.204†	15085243.2	15510167.5	137.0 mg/L	137.0 mg/L	19:46:15	
2	Mg 279.077†	613071.1	629963.9	25.10 mg/L	25.10 mg/L	19:46:24	
2	Mn 257.610†	2264886.1	2327187.2	2.916 mg/L	2.916 mg/L	19:46:24	
2	Mo 202.031†	6097.9	6232.6	0.4839 mg/L	0.4839 mg/L	19:46:44	
2	Ni 231.604†	19344.3	19868.5	0.6793 mg/L	0.6793 mg/L	19:46:44	
2	P 214.914†	14652.2	14986.2	10.79 mg/L	10.79 mg/L	19:46:44	
2	Pb 220.353†	68597.4	70686.3	8.380 mg/L	8.380 mg/L	19:46:24	
2	Sb 206.836†	897.9	915.9	0.4653 mg/L	0.4653 mg/L	19:46:44	
2	Se 196.026†	652.6	679.2	0.8903 mg/L	0.8903 mg/L	19:46:44	
2	Sn 189.927†	2471.3	2458.2	0.7247 mg/L	0.7247 mg/L	19:46:44	
2	Sr 407.771†	5987750.6	6150518.5	0.2754 mg/L	0.2754 mg/L	19:46:15	
2	Ti 337.279†	2801918.5	2883147.6	3.983 mg/L	3.983 mg/L	19:46:24	
2	Tl 190.801†	516.9	531.5	0.4679 mg/L	0.4679 mg/L	19:46:44	
2	V 292.402†	148324.7	154056.1	0.5953 mg/L	0.5953 mg/L	19:46:24	
2	Zn 213.857†	262074.6	268843.7	3.702 mg/L	3.702 mg/L	19:46:24	

Mean Data: BG61320-pds1

Analyte	Mean Intensity	Corrected Intensity	Calib. Conc. Units	Std.Dev.	Sample Conc. Units	Std.Dev.	RSD
---------	----------------	---------------------	--------------------	----------	--------------------	----------	-----

Y 371.029	3233963.6	0.973 mg/L	0.0005			0.05%
Ag 328.068†	161406.2	0.5802 mg/L	0.00171	0.5802 mg/L	0.00171	0.29%
Al 237.313†	578261.5	69.12 mg/L	0.000	69.12 mg/L	0.000	0.00%
As 188.979†	328.5	0.4721 mg/L	0.00670	0.4721 mg/L	0.00670	1.42%
B 182.528†	230.4	0.5790 mg/L	0.00171	0.5790 mg/L	0.00171	0.30%
Ba 233.527†	103501.2	0.9561 mg/L	0.00049	0.9561 mg/L	0.00049	0.05%
Be 313.107†	248653.4	0.0488 mg/L	0.00008	0.0488 mg/L	0.00008	0.16%
Ca 315.886†	6807600.2	51.55 mg/L	0.162	51.55 mg/L	0.162	0.31%
Cd 228.802†	9616.1	0.2539 mg/L	0.00049	0.2539 mg/L	0.00049	0.19%
Co 228.616†	18192.7	0.5199 mg/L	0.00039	0.5199 mg/L	0.00039	0.07%
Cr 267.716†	99441.7	0.6794 mg/L	0.00103	0.6794 mg/L	0.00103	0.15%
Cu 324.752†	761873.6	2.747 mg/L	0.0006	2.747 mg/L	0.0006	0.02%
Fe 234.349†	6685137.8	146.5 mg/L	0.32	146.5 mg/L	0.32	0.22%
Fe 238.204†	15486992.0	136.8 mg/L	0.29	136.8 mg/L	0.29	0.21%
K 766.490†	66554.7	32.55 mg/L	0.036	32.55 mg/L	0.036	0.11%
Li 670.784†	22882.5	0.6446 mg/L	0.00144	0.6446 mg/L	0.00144	0.22%
Mg 279.077†	631453.7	25.16 mg/L	0.084	25.16 mg/L	0.084	0.33%
Mn 257.610†	2327531.6	2.916 mg/L	0.0006	2.916 mg/L	0.0006	0.02%
Mo 202.031†	6223.3	0.4832 mg/L	0.00102	0.4832 mg/L	0.00102	0.21%
Na 589.592	254763.5	32.09 mg/L	0.230	32.09 mg/L	0.230	0.72%
Ni 231.604†	19892.4	0.6801 mg/L	0.00116	0.6801 mg/L	0.00116	0.17%
P 214.914†	14963.3	10.77 mg/L	0.023	10.77 mg/L	0.023	0.22%
Pb 220.353†	70753.6	8.388 mg/L	0.0113	8.388 mg/L	0.0113	0.13%
Sb 206.836†	909.3	0.4618 mg/L	0.00491	0.4618 mg/L	0.00491	1.06%
Se 196.026†	680.3	0.8917 mg/L	0.00200	0.8917 mg/L	0.00200	0.22%
Sn 189.927†	2450.1	0.7223 mg/L	0.00333	0.7223 mg/L	0.00333	0.46%
Sr 407.771†	6133068.5	0.2746 mg/L	0.00111	0.2746 mg/L	0.00111	0.40%
Ti 337.279†	2886138.7	3.987 mg/L	0.0058	3.987 mg/L	0.0058	0.15%
Tl 190.801†	526.2	0.4636 mg/L	0.00606	0.4636 mg/L	0.00606	1.31%
V 292.402†	154154.6	0.5957 mg/L	0.00057	0.5957 mg/L	0.00057	0.10%
Zn 213.857†	268625.0	3.699 mg/L	0.0043	3.699 mg/L	0.0043	0.11%

Matrix Recovery Check: BG61320-pds1

Analyte	Expected Conc.	Measured Conc.	Std. Dev.	Units	Recovery (%)
K 766.490	34.02	32.55	0.036	mg/L	94.1
Li 670.784	0.6735	0.6446	0.001	mg/L	94.2
Na 589.592	33.70	32.09	0.230	mg/L	93.5
Ag 328.068	0.6098	0.5802	0.002	mg/L	88.2
Al 237.313	70.39	69.12	0.000	mg/L	49.1
As 188.979	0.5594	0.4721	0.007	mg/L	82.5
B 182.528	0.6378	0.5790	0.002	mg/L	88.2
Ba 233.527	1.013	0.9561	0.000	mg/L	88.6
Be 313.107	0.0521	0.0488	0.000	mg/L	93.6
Ca 315.886	52.37	51.55	0.162	mg/L	83.5
Cd 228.802	0.2733	0.2539	0.000	mg/L	92.2
Co 228.616	0.5625	0.5199	0.000	mg/L	91.5
Cr 267.716	0.7288	0.6794	0.001	mg/L	90.1
Cu 324.752	2.886	2.747	0.001	mg/L	72.2
Fe 234.349	148.4	146.5	0.324	mg/L	24.9
Fe 238.204	138.9	136.8	0.290	mg/L	14.5
Mg 279.077	26.26	25.16	0.084	mg/L	78.1
Mn 257.610	3.016	2.916	0.001	mg/L	80.0
Mo 202.031	0.5156	0.4832	0.001	mg/L	93.5
Ni 231.604	0.7457	0.6801	0.001	mg/L	86.9
P 214.914	11.40	10.77	0.023	mg/L	87.4
Pb 220.353	8.787	8.388	0.011	mg/L	20.3
Sb 206.836	0.5112	0.4618	0.005	mg/L	90.1
Se 196.026	1.003	0.8917	0.002	mg/L	88.8
Sn 189.927	0.7539	0.7223	0.003	mg/L	93.7
Sr 407.771	0.2824	0.2746	0.001	mg/L	84.5
Ti 337.279	4.094	3.987	0.006	mg/L	78.6
Tl 190.801	0.5158	0.4636	0.006	mg/L	89.6
V 292.402	0.6438	0.5957	0.001	mg/L	90.4
Zn 213.857	3.877	3.699	0.004	mg/L	64.5

Sequence No.: 36
 Sample ID: 0607164-04
 Analyst:
 Initial Sample Wt:

Autosampler Location: 28
 Date Collected: 7/15/2006 7:48:22 PM
 Data Type: Original
 Initial Sample Vol:

Mean Data: 0607164-04

Analyte	Mean Corrected		Calib Units	Std.Dev.	Sample		Std.Dev.	RSD
	Intensity	Conc.			Conc.	Units		
Y 371.029	3285978.6	0.989	mg/L	0.0023				
Ag 328.068†	372987.4	1.334	mg/L	0.0041	1.334	mg/L	0.0041	0.23%
Al 237.313†	482647.4	57.59	mg/L	0.076	57.59	mg/L	0.076	0.13%
As 188.979†	114.0	0.1618	mg/L	0.00201	0.1618	mg/L	0.00201	1.24%
B 182.528†	59.0	0.1480	mg/L	0.00150	0.1480	mg/L	0.00150	1.02%
Ba 233.527†	86223.6	0.7963	mg/L	0.00372	0.7963	mg/L	0.00372	0.47%
Be 313.107†	28452.1	0.0045	mg/L	0.00005	0.0045	mg/L	0.00005	1.10%
Ca 315.886†	8846336.2	66.98	mg/L	0.390	66.98	mg/L	0.390	0.58%
Cd 228.802†	9002.3	0.2372	mg/L	0.00053	0.2372	mg/L	0.00053	0.22%
Co 228.616†	2408.3	0.0626	mg/L	0.00003	0.0626	mg/L	0.00003	0.05%
Cr 267.716†	29913.9	0.2073	mg/L	0.00056	0.2073	mg/L	0.00056	0.27%
Cu 324.752†	2028409.2	7.265	mg/L	0.0003	7.265	mg/L	0.0003	0.00%
Fe 234.349†	6582714.2	144.2	mg/L	1.03	144.2	mg/L	1.03	0.71%
Fe 238.204†	15278978.5	135.0	mg/L	0.74	135.0	mg/L	0.74	0.55%
K 766.490†	13771.1	6.712	mg/L	0.1116	6.712	mg/L	0.1116	1.66%
Li 670.784†	3518.9	0.0962	mg/L	0.00186	0.0962	mg/L	0.00186	1.94%
Mg 279.077†	373630.5	14.88	mg/L	0.074	14.88	mg/L	0.074	0.50%
Mn 257.610†	2847345.6	3.568	mg/L	0.0042	3.568	mg/L	0.0042	0.12%
Mo 202.031†	288.3	0.0220	mg/L	0.00018	0.0220	mg/L	0.00018	0.80%
Na 589.592	66937.9	8.304	mg/L	0.0854	8.304	mg/L	0.0854	1.03%
Ni 231.604†	21834.1	0.7462	mg/L	0.00733	0.7462	mg/L	0.00733	0.98%
P 214.914†	11731.9	8.446	mg/L	0.1397	8.446	mg/L	0.1397	1.65%
Pb 220.353†	674352.3	79.89	mg/L	0.375	79.89	mg/L	0.375	0.47%
Sb 206.836†	133.3	0.0624	mg/L	0.00100	0.0624	mg/L	0.00100	1.60%
Se 196.026†	11.9	0.0155	mg/L	0.00093	0.0155	mg/L	0.00093	6.04%
Sn 189.927†	2941.2	0.8641	mg/L	0.00339	0.8641	mg/L	0.00339	0.39%
Sr 407.771†	Saturated2							
Ti 337.279†	1936869.8	2.675	mg/L	0.0002	2.675	mg/L	0.0002	0.01%
Tl 190.801†	-16.8	0.0399	mg/L	0.00501	0.0399	mg/L	0.00501	12.56%
V 292.402†	53139.3	0.1887	mg/L	0.00121	0.1887	mg/L	0.00121	0.64%
Zn 213.857†	562065.5	7.756	mg/L	0.0147	7.756	mg/L	0.0147	0.19%

Sequence No.: 37

Sample ID: CCV

Analyst:

Initial Sample Wt:

Dilution:

Autosampler Location: 3

Date Collected: 7/15/2006 7:53:05 PM

Data Type: Original

Initial Sample Vol:

Sample Prep Vol:

Replicate Data: CCV

Repl#	Analyte	Net Intensity	Corrected Intensity	Calib. Conc. Units	Sample Conc. Units	Analysis Time
1	K 766.490†	49079.2	50550.7	24.72 mg/L	24.72 mg/L	19:54:40
1	Li 670.784†	17292.3	17914.9	0.5039 mg/L	0.5039 mg/L	19:54:40
1	Na 589.592	196333.5	197520.4	24.84 mg/L	24.84 mg/L	19:54:40
1	Y 371.029	3195593.0	3195593.0	0.961 mg/L		19:54:54
1	Ag 328.068†	67116.4	72184.1	0.2564 mg/L	0.2564 mg/L	19:55:00
1	Al 237.313†	19983.1	20864.5	2.506 mg/L	2.506 mg/L	19:55:00
1	As 188.979†	315.7	322.8	0.4672 mg/L	0.4672 mg/L	19:55:20
1	B 182.528†	172.0	184.2	0.4628 mg/L	0.4628 mg/L	19:55:20
1	Ba 233.527†	52405.5	54645.5	0.5042 mg/L	0.5042 mg/L	19:55:00
1	Be 313.107†	235378.5	242387.7	0.0496 mg/L	0.0496 mg/L	19:54:54
1	Ca 315.886†	638842.0	664287.0	5.028 mg/L	5.028 mg/L	19:54:54
1	Cd 228.802†	9335.5	9590.2	0.2521 mg/L	0.2521 mg/L	19:55:20
1	Co 228.616†	16588.7	17436.0	0.5053 mg/L	0.5053 mg/L	19:55:00
1	Cr 267.716†	72130.0	74152.5	0.5008 mg/L	0.5008 mg/L	19:55:00
1	Cu 324.752†	145278.9	144480.2	0.5150 mg/L	0.5150 mg/L	19:55:00
1	Fe 234.349†	112931.5	116483.2	2.537 mg/L	2.537 mg/L	19:55:00
1	Fe 238.204†	279954.9	290158.2	2.553 mg/L	2.553 mg/L	19:55:00
1	Mg 279.077†	123112.1	127641.5	5.077 mg/L	5.077 mg/L	19:55:00
1	Mn 257.610†	393750.3	407922.8	0.5093 mg/L	0.5093 mg/L	19:55:00
1	Mo 202.031†	6314.9	6531.2	0.5071 mg/L	0.5071 mg/L	19:55:20
1	Ni 231.604†	13545.3	14067.7	0.4804 mg/L	0.4804 mg/L	19:55:00
1	P 214.914†	6806.4	7000.3	5.045 mg/L	5.045 mg/L	19:55:20
1	Pb 220.353†	4162.3	4481.4	0.5315 mg/L	0.5315 mg/L	19:55:20
1	Sb 206.836†	957.0	988.1	0.5103 mg/L	0.5103 mg/L	19:55:20
1	Se 196.026†	709.5	746.3	0.9781 mg/L	0.9781 mg/L	19:55:20
1	Sn 189.927†	1742.2	1729.3	0.5026 mg/L	0.5026 mg/L	19:55:20

1	Sr 407.771†	1090352.0	1127865.5	0.0502 mg/L	0.0502 mg/L	19:54:54
1	Ti 337.279†	347610.2	363691.4	0.5017 mg/L	0.5017 mg/L	19:55:00
1	Tl 190.801†	596.9	620.8	0.5060 mg/L	0.5060 mg/L	19:55:20
1	V 292.402†	118588.7	124898.4	0.5031 mg/L	0.5031 mg/L	19:55:00
1	Zn 213.857†	36464.0	37298.3	0.5125 mg/L	0.5125 mg/L	19:55:00
2	K 766.490†	49551.1	51130.6	25.00 mg/L	25.00 mg/L	19:54:45
2	Li 670.784†	17288.2	17941.7	0.5047 mg/L	0.5047 mg/L	19:54:45
2	Na 589.592	196641.2	197828.1	24.88 mg/L	24.88 mg/L	19:54:45
2	Y 371.029	3190083.8	3190083.8	0.960 mg/L		19:55:26
2	Ag 328.068†	66485.5	71647.2	0.2545 mg/L	0.2545 mg/L	19:55:32
2	Al 237.313†	19959.2	20875.5	2.508 mg/L	2.508 mg/L	19:55:32
2	As 188.979†	315.2	322.9	0.4673 mg/L	0.4673 mg/L	19:55:52
2	B 182.528†	179.8	192.6	0.4841 mg/L	0.4841 mg/L	19:55:52
2	Ba 233.527†	52171.2	54495.5	0.5028 mg/L	0.5028 mg/L	19:55:32
2	Be 313.107†	235943.3	243399.1	0.0499 mg/L	0.0499 mg/L	19:55:26
2	Ca 315.886†	639465.6	666084.5	5.041 mg/L	5.041 mg/L	19:55:26
2	Cd 228.802†	9307.1	9577.5	0.2517 mg/L	0.2517 mg/L	19:55:52
2	Co 228.616†	16523.6	17398.0	0.5042 mg/L	0.5042 mg/L	19:55:32
2	Cr 267.716†	72093.9	74244.4	0.5014 mg/L	0.5014 mg/L	19:55:32
2	Cu 324.752†	144474.8	143903.4	0.5129 mg/L	0.5129 mg/L	19:55:32
2	Fe 234.349†	112593.0	116333.3	2.533 mg/L	2.533 mg/L	19:55:32
2	Fe 238.204†	278688.1	289341.1	2.545 mg/L	2.545 mg/L	19:55:32
2	Mg 279.077†	122235.6	126949.4	5.050 mg/L	5.050 mg/L	19:55:32
2	Mn 257.610†	392252.2	407069.2	0.5082 mg/L	0.5082 mg/L	19:55:32
2	Mo 202.031†	6284.9	6511.3	0.5056 mg/L	0.5056 mg/L	19:55:52
2	Ni 231.604†	13671.5	14223.5	0.4857 mg/L	0.4857 mg/L	19:55:32
2	P 214.914†	6777.5	6982.4	5.032 mg/L	5.032 mg/L	19:55:52
2	Pb 220.353†	4122.0	4447.0	0.5274 mg/L	0.5274 mg/L	19:55:52
2	Sb 206.836†	945.5	977.8	0.5048 mg/L	0.5048 mg/L	19:55:52
2	Se 196.026†	709.5	747.6	0.9798 mg/L	0.9798 mg/L	19:55:52
2	Sn 189.927†	1740.3	1730.5	0.5029 mg/L	0.5029 mg/L	19:55:52
2	Sr 407.771†	1092552.5	1132117.2	0.0504 mg/L	0.0504 mg/L	19:55:26
2	Ti 337.279†	345502.4	362119.5	0.4996 mg/L	0.4996 mg/L	19:55:32
2	Tl 190.801†	600.3	625.5	0.5098 mg/L	0.5098 mg/L	19:55:52
2	V 292.402†	118050.5	124550.7	0.5017 mg/L	0.5017 mg/L	19:55:32
2	Zn 213.857†	36302.3	37195.3	0.5110 mg/L	0.5110 mg/L	19:55:32

Mean Data: CCV

Analyte	Mean Corrected Intensity	Conc. Units	Calib	Std.Dev.	Sample Conc. Units	Std.Dev.	RSD
Y 371.029	3192838.4	0.961 mg/L		0.0012			
Ag 328.068†	71915.7	0.2555 mg/L		0.00135	0.2555 mg/L	0.00135	0.12%
QC value within limits for Ag 328.068		Recovery = 102.19%					0.53%
Al 237.313†	20870.0	2.507 mg/L		0.0009	2.507 mg/L	0.0009	0.04%
QC value within limits for Al 237.313		Recovery = 100.28%					
As 188.979†	322.8	0.4673 mg/L		0.00006	0.4673 mg/L	0.00006	0.01%
QC value within limits for As 188.979		Recovery = 93.46%					
B 182.528†	188.4	0.4734 mg/L		0.01502	0.4734 mg/L	0.01502	3.17%
QC value within limits for B 182.528		Recovery = 94.69%					
Ba 233.527†	54570.5	0.5035 mg/L		0.00098	0.5035 mg/L	0.00098	0.19%
QC value within limits for Ba 233.527		Recovery = 100.70%					
Be 313.107†	242893.4	0.0497 mg/L		0.00015	0.0497 mg/L	0.00015	0.30%
QC value within limits for Be 313.107		Recovery = 99.50%					
Ca 315.886†	665185.8	5.035 mg/L		0.0096	5.035 mg/L	0.0096	0.19%
QC value within limits for Ca 315.886		Recovery = 100.69%					
Cd 228.802†	9583.8	0.2519 mg/L		0.00024	0.2519 mg/L	0.00024	0.10%
QC value within limits for Cd 228.802		Recovery = 100.76%					
Co 228.616†	17417.0	0.5047 mg/L		0.00078	0.5047 mg/L	0.00078	0.15%
QC value within limits for Co 228.616		Recovery = 100.95%					
Cr 267.716†	74198.5	0.5011 mg/L		0.00044	0.5011 mg/L	0.00044	0.09%
QC value within limits for Cr 267.716		Recovery = 100.21%					
Cu 324.752†	144191.8	0.5140 mg/L		0.00146	0.5140 mg/L	0.00146	0.28%
QC value within limits for Cu 324.752		Recovery = 102.79%					
Fe 234.349†	116408.2	2.535 mg/L		0.0024	2.535 mg/L	0.0024	0.09%
QC value within limits for Fe 234.349		Recovery = 101.40%					
Fe 238.204†	289749.6	2.549 mg/L		0.0051	2.549 mg/L	0.0051	0.20%
QC value within limits for Fe 238.204		Recovery = 101.96%					
K 766.490†	50840.7	24.86 mg/L		0.201	24.86 mg/L	0.201	0.81%
QC value within limits for K 766.490		Recovery = 99.43%					
Li 670.784†	17928.3	0.5043 mg/L		0.00054	0.5043 mg/L	0.00054	0.11%
QC value within limits for Li 670.784		Recovery = 100.86%					

Mg 279.077†	127295.5	5.063 mg/L	0.0195	5.063 mg/L	0.0195	0.39%
QC value within limits for Mg 279.077 Recovery = 101.27%						
Mn 257.610†	407496.0	0.5087 mg/L	0.00076	0.5087 mg/L	0.00076	0.15%
QC value within limits for Mn 257.610 Recovery = 101.75%						
Mo 202.031†	6521.2	0.5064 mg/L	0.00110	0.5064 mg/L	0.00110	0.22%
QC value within limits for Mo 202.031 Recovery = 101.27%						
Na 589.592	197674.2	24.86 mg/L	0.028	24.86 mg/L	0.028	0.11%
QC value within limits for Na 589.592 Recovery = 99.43%						
Ni 231.604†	14145.6	0.4831 mg/L	0.00378	0.4831 mg/L	0.00378	0.78%
QC value within limits for Ni 231.604 Recovery = 96.61%						
P 214.914†	6991.3	5.038 mg/L	0.0091	5.038 mg/L	0.0091	0.18%
QC value within limits for P 214.914 Recovery = 100.76%						
Pb 220.353†	4464.2	0.5294 mg/L	0.00289	0.5294 mg/L	0.00289	0.55%
QC value within limits for Pb 220.353 Recovery = 105.88%						
Sb 206.836†	982.9	0.5075 mg/L	0.00384	0.5075 mg/L	0.00384	0.76%
QC value within limits for Sb 206.836 Recovery = 101.51%						
Se 196.026†	746.9	0.9790 mg/L	0.00120	0.9790 mg/L	0.00120	0.12%
QC value within limits for Se 196.026 Recovery = 97.90%						
Sn 189.927†	1729.9	0.5027 mg/L	0.00023	0.5027 mg/L	0.00023	0.05%
QC value within limits for Sn 189.927 Recovery = 100.55%						
Sr 407.771†	1129991.3	0.0503 mg/L	0.00013	0.0503 mg/L	0.00013	0.27%
QC value within limits for Sr 407.771 Recovery = 100.66%						
Ti 337.279†	362905.5	0.5007 mg/L	0.00154	0.5007 mg/L	0.00154	0.31%
QC value within limits for Ti 337.279 Recovery = 100.13%						
Tl 190.801†	623.1	0.5079 mg/L	0.00270	0.5079 mg/L	0.00270	0.53%
QC value within limits for Tl 190.801 Recovery = 101.58%						
V 292.402†	124724.5	0.5024 mg/L	0.00099	0.5024 mg/L	0.00099	0.20%
QC value within limits for V 292.402 Recovery = 100.49%						
Zn 213.857†	37246.8	0.5117 mg/L	0.00104	0.5117 mg/L	0.00104	0.20%
QC value within limits for Zn 213.857 Recovery = 102.35%						

All analyte(s) passed QC.

Sequence No.: 38

Sample ID: ICCB

Analyst:

Initial Sample Wt:

Dilution:

Autosampler Location: 1

Date Collected: 7/15/2006 7:57:31 PM

Data Type: Original

Initial Sample Vol:

Sample Prep Vol:

Replicate Data: ICCB

Repl#	Analyte	Net Intensity	Corrected Intensity	Calib. Conc. Units	Sample Conc. Units	Analysis Time
1	K 766.490†	536.0	52.2	-0.0027 mg/L	-0.0027 mg/L	19:59:07
1	Li 670.784†	157.6	90.3	-0.0009 mg/L	-0.0009 mg/L	19:59:07
1	Na 589.592	-813.0	373.9	-0.1245 mg/L	-0.1245 mg/L	19:59:07
1	Y 371.029	3219317.2	3219317.2	0.968 mg/L	0.968 mg/L	19:59:21
1	Ag 328.068†	-2256.8	39.8	-0.0012 mg/L	-0.0012 mg/L	19:59:26
1	Al 237.313†	-30.7	46.5	0.0040 mg/L	0.0040 mg/L	19:59:46
1	As 188.979†	5.1	-0.4	-0.0017 mg/L	-0.0017 mg/L	19:59:46
1	B 182.528†	-1.0	4.2	0.0102 mg/L	0.0102 mg/L	19:59:46
1	Ba 233.527†	-125.7	3.9	-0.0012 mg/L	-0.0012 mg/L	19:59:46
1	Be 313.107†	2141.9	-240.2	0.0000 mg/L	0.0000 mg/L	19:59:26
1	Ca 315.886†	750.3	541.7	-0.0006 mg/L	-0.0006 mg/L	19:59:26
1	Cd 228.802†	131.8	15.6	0.0000 mg/L	0.0000 mg/L	19:59:46
1	Co 228.616†	-180.3	-5.6	-0.0019 mg/L	-0.0019 mg/L	19:59:46
1	Cr 267.716†	909.9	62.7	-0.0015 mg/L	-0.0015 mg/L	19:59:26
1	Cu 324.752†	8538.1	2177.7	0.0065 mg/L	0.0065 mg/L	19:59:26
1	Fe 234.349†	1114.2	162.9	-0.0071 mg/L	-0.0071 mg/L	19:59:46
1	Fe 238.204†	1441.6	439.0	-0.0074 mg/L	-0.0074 mg/L	19:59:46
1	Mg 279.077†	500.2	97.4	-0.0196 mg/L	-0.0196 mg/L	19:59:26
1	Mn 257.610†	1676.9	77.2	-0.0022 mg/L	-0.0022 mg/L	19:59:46
1	Mo 202.031†	61.0	25.5	0.0015 mg/L	0.0015 mg/L	19:59:46
1	Ni 231.604†	21.7	0.3	-0.0027 mg/L	-0.0027 mg/L	19:59:46
1	P 214.914†	90.6	13.8	0.0223 mg/L	0.0223 mg/L	19:59:46
1	Pb 220.353†	-83.0	66.2	0.0072 mg/L	0.0072 mg/L	19:59:46
1	Sb 206.836†	9.9	2.8	-0.0004 mg/L	-0.0004 mg/L	19:59:46
1	Se 196.026†	-5.3	2.8	0.0035 mg/L	0.0035 mg/L	19:59:46
1	Sn 189.927†	73.9	-6.6	-0.0046 mg/L	-0.0046 mg/L	19:59:46
1	Sr 407.771†	6270.9	162.0	-0.0003 mg/L	-0.0003 mg/L	19:59:21
1	Ti 337.279†	-1705.8	347.9	-0.0003 mg/L	-0.0003 mg/L	19:59:26
1	Tl 190.801†	3.5	3.5	0.0012 mg/L	0.0012 mg/L	19:59:46

1	V 292.402†	-1398.3	99.3	-0.0002 mg/L	-0.0002 mg/L	19:59:26
1	Zn 213.857†	1038.3	440.7	0.0051 mg/L	0.0051 mg/L	19:59:46
2	K 766.490†	498.7	11.5	-0.0226 mg/L	-0.0226 mg/L	19:59:13
2	Li 670.784†	90.0	20.0	-0.0029 mg/L	-0.0029 mg/L	19:59:13
2	Na 589.592	-823.5	363.4	-0.1258 mg/L	-0.1258 mg/L	19:59:13
2	Y 371.029	3232847.5	3232847.5	0.973 mg/L		19:59:52
2	Ag 328.068†	-2319.9	-15.4	-0.0014 mg/L	-0.0014 mg/L	19:59:57
2	Al 237.313†	-71.5	4.7	-0.0010 mg/L	-0.0010 mg/L	20:00:18
2	As 188.979†	4.5	-1.0	-0.0027 mg/L	-0.0027 mg/L	20:00:18
2	B 182.528†	-3.0	2.2	0.0051 mg/L	0.0051 mg/L	20:00:18
2	Ba 233.527†	-145.5	-15.9	-0.0014 mg/L	-0.0014 mg/L	20:00:18
2	Be 313.107†	2224.5	-164.5	0.0000 mg/L	0.0000 mg/L	19:59:57
2	Ca 315.886†	768.9	557.6	-0.0005 mg/L	-0.0005 mg/L	19:59:57
2	Cd 228.802†	136.1	19.4	0.0001 mg/L	0.0001 mg/L	20:00:18
2	Co 228.616†	-184.7	-9.3	-0.0020 mg/L	-0.0020 mg/L	20:00:18
2	Cr 267.716†	931.2	80.7	-0.0014 mg/L	-0.0014 mg/L	19:59:57
2	Cu 324.752†	8391.1	1989.6	0.0058 mg/L	0.0058 mg/L	19:59:57
2	Fe 234.349†	1065.4	107.9	-0.0083 mg/L	-0.0083 mg/L	20:00:18
2	Fe 238.204†	1443.7	435.0	-0.0074 mg/L	-0.0074 mg/L	20:00:18
2	Mg 279.077†	466.5	60.6	-0.0211 mg/L	-0.0211 mg/L	19:59:57
2	Mn 257.610†	1673.7	66.8	-0.0022 mg/L	-0.0022 mg/L	20:00:18
2	Mo 202.031†	50.0	13.9	0.0006 mg/L	0.0006 mg/L	20:00:18
2	Ni 231.604†	6.9	-14.9	-0.0032 mg/L	-0.0032 mg/L	20:00:18
2	P 214.914†	88.5	11.3	0.0204 mg/L	0.0204 mg/L	20:00:18
2	Pb 220.353†	-77.7	72.0	0.0079 mg/L	0.0079 mg/L	20:00:18
2	Sb 206.836†	16.9	10.0	0.0034 mg/L	0.0034 mg/L	20:00:18
2	Se 196.026†	-8.4	-0.4	-0.0006 mg/L	-0.0006 mg/L	20:00:18
2	Sn 189.927†	72.8	-8.1	-0.0050 mg/L	-0.0050 mg/L	20:00:18
2	Sr 407.771†	6498.6	369.0	-0.0003 mg/L	-0.0003 mg/L	19:59:52
2	Ti 337.279†	-1663.5	398.7	-0.0002 mg/L	-0.0002 mg/L	19:59:57
2	Tl 190.801†	3.5	3.5	0.0013 mg/L	0.0013 mg/L	20:00:18
2	V 292.402†	-1496.6	4.3	-0.0006 mg/L	-0.0006 mg/L	19:59:57
2	Zn 213.857†	987.0	383.5	0.0043 mg/L	0.0043 mg/L	20:00:18

 Mean Data: ICCB

Analyte	Mean Corrected Intensity	Calib Conc. Units	Std.Dev.	Sample Conc. Units	Std.Dev.	RSD
Y 371.029	3226082.4	0.971 mg/L	0.0029			0.30%
Ag 328.068†	12.2	-0.0013 mg/L	0.00014	-0.0013 mg/L	0.00014	10.62%
QC value within limits for Ag 328.068 Recovery = Not calculated						
Al 237.313†	25.6	0.0015 mg/L	0.00357	0.0015 mg/L	0.00357	241.48%
QC value within limits for Al 237.313 Recovery = Not calculated						
As 188.979†	-0.7	-0.0022 mg/L	0.00065	-0.0022 mg/L	0.00065	29.70%
QC value within limits for As 188.979 Recovery = Not calculated						
B 182.528†	3.2	0.0077 mg/L	0.00361	0.0077 mg/L	0.00361	46.86%
QC value within limits for B 182.528 Recovery = Not calculated						
Ba 233.527†	-6.0	-0.0013 mg/L	0.00013	-0.0013 mg/L	0.00013	9.93%
QC value within limits for Ba 233.527 Recovery = Not calculated						
Be 313.107†	-202.3	0.0000 mg/L	0.00001	0.0000 mg/L	0.00001	63.62%
QC value within limits for Be 313.107 Recovery = Not calculated						
Ca 315.886†	549.6	-0.0005 mg/L	0.00008	-0.0005 mg/L	0.00008	15.71%
QC value within limits for Ca 315.886 Recovery = Not calculated						
Cd 228.802†	17.5	0.0000 mg/L	0.00007	0.0000 mg/L	0.00007	>999.9%
QC value within limits for Cd 228.802 Recovery = Not calculated						
Co 228.616†	-7.5	-0.0019 mg/L	0.00008	-0.0019 mg/L	0.00008	3.94%
QC value within limits for Co 228.616 Recovery = Not calculated						
Cr 267.716†	71.7	-0.0015 mg/L	0.00009	-0.0015 mg/L	0.00009	5.84%
QC value within limits for Cr 267.716 Recovery = Not calculated						
Cu 324.752†	2083.7	0.0061 mg/L	0.00047	0.0061 mg/L	0.00047	7.74%
QC value greater than the upper limit for Cu 324.752 Recovery = Not calculated						
Fe 234.349†	135.4	-0.0077 mg/L	0.00085	-0.0077 mg/L	0.00085	10.97%
QC value within limits for Fe 234.349 Recovery = Not calculated						
Fe 238.204†	437.0	-0.0074 mg/L	0.00003	-0.0074 mg/L	0.00003	0.35%
QC value within limits for Fe 238.204 Recovery = Not calculated						
K 766.490†	31.9	-0.0126 mg/L	0.01409	-0.0126 mg/L	0.01409	111.66%
QC value within limits for K 766.490 Recovery = Not calculated						
Li 670.784†	55.2	-0.0019 mg/L	0.00141	-0.0019 mg/L	0.00141	73.91%
QC value within limits for Li 670.784 Recovery = Not calculated						
Mg 279.077†	79.0	-0.0203 mg/L	0.00104	-0.0203 mg/L	0.00104	5.11%
QC value less than the lower limit for Mg 279.077 Recovery = Not calculated						
Mn 257.610†	72.0	-0.0022 mg/L	0.00001	-0.0022 mg/L	0.00001	0.43%

Mo	202.031†	19.7	0.0011 mg/L	0.00064	0.0011 mg/L	0.00064	59.18%
QC value within limits for Mo 202.031 Recovery = Not calculated							
Na	589.592	368.6	-0.1251 mg/L	0.00094	-0.1251 mg/L	0.00094	0.75%
QC value within limits for Na 589.592 Recovery = Not calculated							
Ni	231.604†	-7.3	-0.0029 mg/L	0.00037	-0.0029 mg/L	0.00037	12.73%
QC value less than the lower limit for Ni 231.604 Recovery = Not calculated							
P	214.914†	12.5	0.0213 mg/L	0.00129	0.0213 mg/L	0.00129	6.06%
QC value within limits for P 214.914 Recovery = Not calculated							
Pb	220.353†	69.1	0.0075 mg/L	0.00049	0.0075 mg/L	0.00049	6.45%
QC value within limits for Pb 220.353 Recovery = Not calculated							
Sb	206.836†	6.4	0.0015 mg/L	0.00269	0.0015 mg/L	0.00269	174.46%
QC value within limits for Sb 206.836 Recovery = Not calculated							
Se	196.026†	1.2	0.0014 mg/L	0.00294	0.0014 mg/L	0.00294	203.23%
QC value within limits for Se 196.026 Recovery = Not calculated							
Sn	189.927†	-7.3	-0.0048 mg/L	0.00030	-0.0048 mg/L	0.00030	6.15%
QC value within limits for Sn 189.927 Recovery = Not calculated							
Sr	407.771†	265.5	-0.0003 mg/L	0.00001	-0.0003 mg/L	0.00001	2.12%
QC value within limits for Sr 407.771 Recovery = Not calculated							
Ti	337.279†	373.3	-0.0002 mg/L	0.00005	-0.0002 mg/L	0.00005	20.94%
QC value within limits for Ti 337.279 Recovery = Not calculated							
Tl	190.801†	3.5	0.0012 mg/L	0.00001	0.0012 mg/L	0.00001	1.14%
QC value within limits for Tl 190.801 Recovery = Not calculated							
V	292.402†	51.8	-0.0004 mg/L	0.00028	-0.0004 mg/L	0.00028	77.95%
QC value within limits for V 292.402 Recovery = Not calculated							
Zn	213.857†	412.1	0.0047 mg/L	0.00056	0.0047 mg/L	0.00056	11.87%
QC value within limits for Zn 213.857 Recovery = Not calculated							
QC Failed. Continue with analysis.							

Sequence No.: 39

Sample ID: 0607164-04 x10

Analyst:

Initial Sample Wt:

Dilution:

Autosampler Location: 29

Date Collected: 7/15/2006 8:01:55 PM

Data Type: Original

Initial Sample Vol:

Sample Prep Vol:

Replicate Data: 0607164-04 x10

Repl#	Analyte	Net Intensity	Corrected Intensity	Calib. Conc.	Units	Sample Conc.	Units	Analysis Time
1	K 766.490†	1917.7	1465.3	0.6890	mg/L	0.6890	mg/L	20:03:29
1	Li 670.784†	495.2	435.3	0.0089	mg/L	0.0089	mg/L	20:03:29
1	Na 589.592	5811.6	6998.5	0.7144	mg/L	0.7144	mg/L	20:03:29
1	Y 371.029	3241410.2	3241410.2	0.975	mg/L			20:03:44
1	Ag 328.068†	59294.8	63176.3	0.2245	mg/L	0.2245	mg/L	20:03:49
1	Al 237.313†	48377.8	49689.2	5.922	mg/L	5.922	mg/L	20:03:49
1	As 188.979†	20.8	15.8	0.0215	mg/L	0.0215	mg/L	20:04:09
1	B 182.528†	5.0	10.4	0.0259	mg/L	0.0259	mg/L	20:04:09
1	Ba 233.527†	8562.2	8914.0	0.0812	mg/L	0.0812	mg/L	20:03:49
1	Be 313.107†	5134.4	2813.5	0.0005	mg/L	0.0005	mg/L	20:03:49
1	Ca 315.886†	906922.0	929807.9	7.036	mg/L	7.036	mg/L	20:03:44
1	Cd 228.802†	1048.2	954.5	0.0247	mg/L	0.0247	mg/L	20:04:09
1	Co 228.616†	78.6	261.1	0.0053	mg/L	0.0053	mg/L	20:04:09
1	Cr 267.716†	4001.2	3226.4	0.0206	mg/L	0.0206	mg/L	20:03:49
1	Cu 324.752†	209294.7	207991.9	0.7440	mg/L	0.7440	mg/L	20:03:44
1	Fe 234.349†	710055.3	727168.1	15.92	mg/L	15.92	mg/L	20:03:44
1	Fe 238.204†	1763969.7	1807886.6	15.96	mg/L	15.96	mg/L	20:03:44
1	Mg 279.077†	39066.3	39643.2	1.557	mg/L	1.557	mg/L	20:03:49
1	Mn 257.610†	295144.6	301014.1	0.3751	mg/L	0.3751	mg/L	20:03:44
1	Mo 202.031†	76.8	41.2	0.0027	mg/L	0.0027	mg/L	20:04:09
1	Ni 231.604†	2297.5	2334.1	0.0774	mg/L	0.0774	mg/L	20:03:49
1	P 214.914†	1276.2	1229.0	0.8958	mg/L	0.8958	mg/L	20:04:09
1	Pb 220.353†	70597.1	72548.6	8.594	mg/L	8.594	mg/L	20:03:49
1	Sb 206.836†	30.2	23.6	0.0100	mg/L	0.0100	mg/L	20:04:09
1	Se 196.026†	-8.0	0.0	-0.0001	mg/L	-0.0001	mg/L	20:04:09
1	Sn 189.927†	384.5	311.3	0.0891	mg/L	0.0891	mg/L	20:04:09
1	Sr 407.771†	1325381.8	1352855.0	0.0603	mg/L	0.0603	mg/L	20:03:44
1	Ti 337.279†	192689.4	199710.5	0.2752	mg/L	0.2752	mg/L	20:03:44
1	Tl 190.801†	0.8	0.8	0.0048	mg/L	0.0048	mg/L	20:04:09
1	V 292.402†	3841.1	5482.1	0.0188	mg/L	0.0188	mg/L	20:03:49
1	Zn 213.857†	59212.3	60090.4	0.8282	mg/L	0.8282	mg/L	20:03:49
2	K 766.490†	1927.1	1479.5	0.6959	mg/L	0.6959	mg/L	20:03:34

ANALYSIS SEQUENCE

BPG0338

Instrument: ICP3

Calibration ID: UNASSIGNED

Lab Number	Analysis	Container	Order	Position	STD ID	ISTD ID	Client
BPG0338-CAL1	QC		1		6G13074		
BPG0338-CAL2	QC		2		6G13002		
BPG0338-CAL3	QC		3		6G13003		
BPG0338-CAL4	QC		4		6G13004		
BPG0338-ICV1	QC		5		6G13003		
BPG0338-SCV1	QC		6		6G13007		
BPG0338-ICB1	QC		7				
BPG0338-CRL1	QC		8		6G13008		
BPG0338-CRL2	QC		9		6G13009		
BPG0338-CRL3	QC		10		6G13010		
BPG0338-IFA1	QC		11		6G05048		
BPG0338-CCB1	QC		12				
BPG0338-CCV1	QC		13		6G13003		
BPG0338-IFB1	QC		14		6G05049		
0607134-03RE1	Cu: ppm Copper 6010	A	15				MACTEC Engineering & Consulting, In
0607134-03RE1	Zn: ppm Zinc 6010	A	15				MACTEC Engineering & Consulting, In
0607134-05RE1	Zn: ppm Zinc 6010	A	16				MACTEC Engineering & Consulting, In
0607134-05RE1	Cu: ppm Copper 6010	A	16				MACTEC Engineering & Consulting, In
0607134-06RE1	Zn: ppm Zinc 6010	A	17				MACTEC Engineering & Consulting, In
0607134-06RE1	Cu: ppm Copper 6010	A	17				MACTEC Engineering & Consulting, In
BPG0338-CCB2	QC		18				
BPG0338-CCV2	QC		19		6G13003		
BPG0338-IFA2	QC		20		6G05048		
BPG0338-IFB2	QC		21		6G05049		

Samples Loaded By _____ Date _____

Data Processed By _____ Date _____

Seq.	Loc.	Sample ID
1	1	Calib Blank 1
2	2	Calib Std 1
3	3	Calib Std 2
4	4	Calib Std 3
5	3	STD2
6	5	ICV
7	1	ICCB
8	6	CRI1
9	7	CRI2
10	8	CRI3
11	160	ICSA
12	159	ICSAB
13	3	CCV
14	1	ICCB
15	9	BG61308-BLK1
16	10	BG61308-BS1
17	11	BG61308-BSD1
18	12	0607120-06
19	13	0607122-01
20	14	0607133-01
21	15	0607133-02
22	16	0607072-08
23	17	0608072-10
24	18	0607133-03
25	3	CCV
26	1	ICCB
27	19	0607133-04
28	20	BG61308-DUP1
29	21	BG61308-MS1
30	22	BG61308-SD1
31	23	BG61308-PDS1
32	24	060713FILTBLK
33	25	BG61317-BLK1
34	26	BG61317-BS1
35	27	BG61317-BSD1
36	28	0607132-01TCLP
37	3	CCV
38	1	ICCB
39	29	0607132-02TCLP
40	30	0607132-03TCLP
41	31	0607132-04TCLP
42	32	0607132-05TCLP
43	33	BG61317-BLK2
44	34	BG61317-BLK3
45	35	0607120-01TCLP
46	36	0607120-02TCLP
47	37	0607120-03TCLP
48	38	0607120-04TCLP
49	3	CCV
50	1	ICCB
51	39	0607120-05TCLP
52	40	BG61317-DUP1
53	41	BG61317-MS1
54	42	BG61317-SD1
55	43	BG61317-PDS1
56	44	0607155-01

Ag 0.005
 As 0.05
 Ba 0.01
 Be 0.001
 Cd 0.005
 Cr 0.01
 Cu 0.01
 Fe 0.05
 Ni 0.01
 Pb 0.01
 Sb 0.01
 Se 0.02
 Ti 0.1
 Zn 0.01

Method : Everything-DV

Seq.	Loc.		Sample ID
57	45		BG61320-BLK1
58	46		BG61320-BS1
59	47		BG61320-BSD1
60	48		BG61320-SRM1
61	3	QC	CCV
62	1	QC	ICCB <i>cu</i>
63	49		0607134-01
64	50		0607134-02
65	51		0607134-03X5
66	52		0607134-04
67	53		0607134-05X10
68	54		0607134-06X10
69	55		0607134-07
70	56		0607134-08
71	57		0607134-09
72	58	✓	BG61320-DUP1
73	3	QC	CCV
74	1	QC	ICCB
75	59	✓	BG61320-MS1
76	60	✓	BG61320-SD1
77	61	✓	BG61320-PDS1
78	3	QC	CCV
79	1	QC	ICCB
80	160	QC	ICSA
81	159	QC	ICSAB
82	0		WASH

0.5	15.0	141841.9
1.0	15.0	150942.1
1.5	15.0	138803.3
2.0	15.0	132388.0
2.5	15.0	126274.7
3.0	15.0	107384.0
3.5	15.0	74507.9
4.0	15.0	51457.0
4.5	15.0	54060.0
5.0	15.0	58005.9
5.5	15.0	43805.8
6.0	15.0	26039.1
6.5	15.0	15422.4
7.0	15.0	9284.5

7/13/2006 5:14:40 PM aligned for analyte Mn 257.610
 X viewing position set to 1.0 mm having Peak intensity 150942.1 for Radial viewing

=====
 Analysis Begun

Start Time: 7/13/2006 5:16:51 PM Plasma On Time: 7/13/2006 12:10:17 PM
 Logged In Analyst: ICP3 Technique: ICP Continuous
 Spectrometer Model: Optima 4300 DV, S/N 077N1032302 Autosampler Model: AS-91

Sample Information File: C:\pe\Administrator\Sample Information\071306NA.sif
 Batch ID: 071306na
 Results Data Set: 071306nad
 Results Library: Q:\Metals\Results\ICP3\Results\Results.mdb

=====
 Method Loaded

Method Name: Everything-DV Method Last Saved: 6/29/2006 10:24:35 AM
 IEC File: 122905.iec MSF File:
 Method Description: Everything

=====
 Sequence No.: 1

Sample ID: Calib Blank 1 Autosampler Location: 1
 Analyst: Date Collected: 7/13/2006 5:16:51 PM
 Initial Sample Wt: Data Type: Original
 Dilution: Initial Sample Vol:
 Sample Prep Vol:

=====
 Replicate Data: Calib Blank 1

Repl#	Analyte	Net Intensity	Corrected Intensity	Conc.	Calib. Units	Analysis Time
1	K 766.490†	432.7	433.2	[0.00]	mg/L	17:18:23
1	Li 670.784†	28.3	28.3	[0.00]	mg/L	17:18:23
1	Na 589.592	-1083.8	-1083.8	[0.00]	mg/L	17:18:23
1	Y 371.029	3680532.3	3680532.3	0.999	mg/L	17:18:36
1	Ag 328.068†	-2811.0	-2814.2	[0.00]	mg/L	17:18:41
1	Al 237.313†	-51.3	-51.4	[0.00]	mg/L	17:19:02
1	As 188.979†	5.9	5.9	[0.00]	mg/L	17:19:02
1	B 182.528†	-7.2	-7.2	[0.00]	mg/L	17:19:02
1	Ba 233.527†	-122.2	-122.3	[0.00]	mg/L	17:19:02
1	Be 313.107†	2666.1	2669.1	[0.00]	mg/L	17:18:41
1	Ca 315.886†	505.7	506.3	[0.00]	mg/L	17:18:41
1	Cd 228.802†	124.5	124.6	[0.00]	mg/L	17:19:02
1	Co 228.616†	-152.5	-152.7	[0.00]	mg/L	17:19:02
1	Cr 267.716†	955.6	956.7	[0.00]	mg/L	17:18:41
1	Cu 324.752†	5313.0	5318.9	[0.00]	mg/L	17:18:41
1	Fe 234.349†	1253.9	1255.3	[0.00]	mg/L	17:19:02
1	Fe 238.204†	1666.1	1668.0	[0.00]	mg/L	17:19:02
1	Mg 279.077†	406.9	407.4	[0.00]	mg/L	17:18:41
1	Mn 257.610†	2230.5	2233.0	[0.00]	mg/L	17:18:41
1	Mo 202.031†	42.7	42.7	[0.00]	mg/L	17:19:02
1	Ni 231.604†	24.8	24.8	[0.00]	mg/L	17:19:02
1	P 214.914†	68.2	68.3	[0.00]	mg/L	17:19:02
1	Pb 220.353†	-168.0	-168.2	[0.00]	mg/L	17:19:02
1	Sb 206.836†	12.2	12.2	[0.00]	mg/L	17:19:02

1	Se 196.026†	-4.0	-4.0	[0.00]	mg/L	17:19:02
1	Sn 189.927†	83.7	83.7	[0.00]	mg/L	17:19:02
1	Sr 407.771†	6262.7	6269.7	[0.00]	mg/L	17:18:36
1	Ti 337.279†	-1957.2	-1959.4	[0.00]	mg/L	17:18:41
1	Tl 190.801†	4.7	4.7	[0.00]	mg/L	17:19:02
1	V 292.402†	-1360.7	-1362.3	[0.00]	mg/L	17:18:41
1	Zn 213.857†	617.2	617.9	[0.00]	mg/L	17:19:02
2	K 766.490†	431.9	431.4	[0.00]	mg/L	17:18:28
2	Li 670.784†	56.5	56.4	[0.00]	mg/L	17:18:28
2	Na 589.592	-1142.8	-1142.8	[0.00]	mg/L	17:18:28
2	Y 371.029	3688738.0	3688738.0	1.00	mg/L	17:19:07
2	Ag 328.068†	-2782.5	-2779.4	[0.00]	mg/L	17:19:13
2	Al 237.313†	-66.0	-65.9	[0.00]	mg/L	17:19:33
2	As 188.979†	3.9	3.9	[0.00]	mg/L	17:19:33
2	B 182.528†	-2.1	-2.1	[0.00]	mg/L	17:19:33
2	Ba 233.527†	-97.2	-97.1	[0.00]	mg/L	17:19:33
2	Be 313.107†	2832.6	2829.4	[0.00]	mg/L	17:19:13
2	Ca 315.886†	383.1	382.7	[0.00]	mg/L	17:19:13
2	Cd 228.802†	135.5	135.4	[0.00]	mg/L	17:19:33
2	Co 228.616†	-178.9	-178.7	[0.00]	mg/L	17:19:33
2	Cr 267.716†	856.8	855.9	[0.00]	mg/L	17:19:13
2	Cu 324.752†	5360.9	5354.9	[0.00]	mg/L	17:19:13
2	Fe 234.349†	1247.0	1245.6	[0.00]	mg/L	17:19:33
2	Fe 238.204†	1668.6	1666.8	[0.00]	mg/L	17:19:33
2	Mg 279.077†	470.6	470.1	[0.00]	mg/L	17:19:13
2	Mn 257.610†	2160.6	2158.2	[0.00]	mg/L	17:19:13
2	Mo 202.031†	31.3	31.3	[0.00]	mg/L	17:19:33
2	Ni 231.604†	12.5	12.5	[0.00]	mg/L	17:19:33
2	P 214.914†	67.0	66.9	[0.00]	mg/L	17:19:33
2	Pb 220.353†	-153.1	-153.0	[0.00]	mg/L	17:19:33
2	Sb 206.836†	8.5	8.5	[0.00]	mg/L	17:19:33
2	Se 196.026†	-3.9	-3.9	[0.00]	mg/L	17:19:33
2	Sn 189.927†	76.5	76.5	[0.00]	mg/L	17:19:33
2	Sr 407.771†	6156.4	6149.5	[0.00]	mg/L	17:19:07
2	Ti 337.279†	-1928.7	-1926.5	[0.00]	mg/L	17:19:13
2	Tl 190.801†	0.8	0.8	[0.00]	mg/L	17:19:33
2	V 292.402†	-1406.6	-1405.0	[0.00]	mg/L	17:19:13
2	Zn 213.857†	610.0	609.3	[0.00]	mg/L	17:19:33

Mean Data: Calib Blank 1

Analyte	Mean Corrected			Calib	
	Intensity	Std.Dev.	RSD	Conc.	Units
Y 371.029	3684635.2	5802.29	0.16%	1.00	mg/L
Ag 328.068†	-2796.8	24.59	0.88%	[0.00]	mg/L
Al 237.313†	-58.7	10.30	17.56%	[0.00]	mg/L
As 188.979†	4.9	1.43	29.16%	[0.00]	mg/L
B 182.528†	-4.6	3.64	78.41%	[0.00]	mg/L
Ba 233.527†	-109.7	17.86	16.28%	[0.00]	mg/L
Be 313.107†	2749.3	113.39	4.12%	[0.00]	mg/L
Ca 315.886†	444.5	87.42	19.67%	[0.00]	mg/L
Cd 228.802†	130.0	7.60	5.84%	[0.00]	mg/L
Co 228.616†	-165.7	18.44	11.13%	[0.00]	mg/L
Cr 267.716†	906.3	71.30	7.87%	[0.00]	mg/L
Cu 324.752†	5336.9	25.47	0.48%	[0.00]	mg/L
Fe 234.349†	1250.5	6.84	0.55%	[0.00]	mg/L
Fe 238.204†	1667.4	0.86	0.05%	[0.00]	mg/L
K 766.490†	432.3	1.27	0.29%	[0.00]	mg/L
Li 670.784†	42.4	19.86	46.86%	[0.00]	mg/L
Mg 279.077†	438.7	44.36	10.11%	[0.00]	mg/L
Mn 257.610†	2195.6	52.88	2.41%	[0.00]	mg/L
Mo 202.031†	37.0	8.10	21.91%	[0.00]	mg/L
Na 589.592	-1113.3	41.74	3.75%	[0.00]	mg/L
Ni 231.604†	18.6	8.74	46.90%	[0.00]	mg/L
P 214.914†	67.6	1.00	1.48%	[0.00]	mg/L
Pb 220.353†	-160.6	10.75	6.70%	[0.00]	mg/L
Sb 206.836†	10.3	2.60	25.11%	[0.00]	mg/L
Se 196.026†	-3.9	0.05	1.27%	[0.00]	mg/L
Sn 189.927†	80.1	5.15	6.43%	[0.00]	mg/L
Sr 407.771†	6209.6	85.00	1.37%	[0.00]	mg/L
Ti 337.279†	-1942.9	23.20	1.19%	[0.00]	mg/L
Tl 190.801†	2.8	2.74	99.14%	[0.00]	mg/L

V 292.402†	-1383.6	30.23	2.18%	[0.00] mg/L
Zn 213.857†	613.6	6.04	0.98%	[0.00] mg/L

Sequence No.: 2

Autosampler Location: 2

Sample ID: Calib Std 1

Date Collected: 7/13/2006 5:21:10 PM

Analyst:

Data Type: Original

Initial Sample Wt:

Initial Sample Vol:

Dilution:

Sample Prep Vol:

Replicate Data: Calib Std 1

Repl#	Analyte	Net Intensity	Corrected Intensity	Conc.	Calib. Units	Analysis Time
1	K 766.490†	10352.3	9844.5	[5.0000]	mg/L	17:22:47
1	Li 670.784†	3612.9	3544.2	[0.1]	mg/L	17:22:47
1	Na 589.592	40486.7	41600.0	[5.0000]	mg/L	17:22:47
1	Y 371.029	3711709.2	3711709.2	1.01	mg/L	17:23:01
1	Ag 328.068†	12321.3	15028.2	[0.05]	mg/L	17:23:06
1	Al 237.313†	4145.1	4173.5	[0.5]	mg/L	17:23:06
1	As 188.979†	71.8	66.4	[0.1000]	mg/L	17:23:26
1	B 182.528†	31.9	36.3	[0.1000]	mg/L	17:23:26
1	Ba 233.527†	11328.4	11355.5	[0.1000]	mg/L	17:23:06
1	Be 313.107†	52742.8	49608.9	[0.0100]	mg/L	17:23:06
1	Ca 315.886†	137585.5	136137.4	[1.0000]	mg/L	17:23:01
1	Cd 228.802†	2109.0	1963.7	[0.0500]	mg/L	17:23:26
1	Co 228.616†	3438.5	3579.1	[0.1000]	mg/L	17:23:26
1	Cr 267.716†	16496.4	15469.8	[0.1000]	mg/L	17:23:06
1	Cu 324.752†	33919.1	28334.8	[0.1000]	mg/L	17:23:06
1	Fe 234.349†	25480.8	24044.5	[0.5]	mg/L	17:23:06
1	Fe 238.204†	60814.2	58703.2	[0.5]	mg/L	17:23:06
1	Mg 279.077†	26199.0	25569.2	[1.0000]	mg/L	17:23:06
1	Mn 257.610†	86548.0	83721.1	[0.1000]	mg/L	17:23:06
1	Mo 202.031†	1388.3	1341.2	[0.1000]	mg/L	17:23:26
1	Ni 231.604†	3097.0	3055.8	[0.1000]	mg/L	17:23:06
1	P 214.914†	1427.4	1349.4	[1]	mg/L	17:23:26
1	Pb 220.353†	736.7	891.9	[0.1000]	mg/L	17:23:26
1	Sb 206.836†	201.8	190.0	[0.1000]	mg/L	17:23:26
1	Se 196.026†	148.5	151.3	[0.2000]	mg/L	17:23:26
1	Sn 189.927†	452.4	369.0	[0.1000]	mg/L	17:23:26
1	Sr 407.771†	245562.2	237561.4	[0.0100]	mg/L	17:23:01
1	Ti 337.279†	75397.8	76790.8	[0.1000]	mg/L	17:23:06
1	Tl 190.801†	89.5	86.1	[0.1000]	mg/L	17:23:26
1	V 292.402†	24965.7	26167.2	[0.1000]	mg/L	17:23:06
1	Zn 213.857†	7985.7	7313.8	[0.1000]	mg/L	17:23:06
2	K 766.490†	10617.2	10209.3	[5.0000]	mg/L	17:22:52
2	Li 670.784†	3731.7	3697.9	[0.1]	mg/L	17:22:52
2	Na 589.592	41599.3	42712.6	[5.0000]	mg/L	17:22:52
2	Y 371.029	3676185.7	3676185.7	0.998	mg/L	17:23:32
2	Ag 328.068†	12380.7	15205.9	[0.05]	mg/L	17:23:38
2	Al 237.313†	4207.1	4275.4	[0.5]	mg/L	17:23:38
2	As 188.979†	74.7	69.9	[0.1000]	mg/L	17:23:58
2	B 182.528†	31.6	36.3	[0.1000]	mg/L	17:23:58
2	Ba 233.527†	11449.4	11585.4	[0.1000]	mg/L	17:23:38
2	Be 313.107†	53302.5	50675.7	[0.0100]	mg/L	17:23:38
2	Ca 315.886†	136424.4	136293.5	[1.0000]	mg/L	17:23:32
2	Cd 228.802†	2092.3	1967.1	[0.0500]	mg/L	17:23:58
2	Co 228.616†	3433.6	3607.2	[0.1000]	mg/L	17:23:58
2	Cr 267.716†	16578.9	15710.7	[0.1000]	mg/L	17:23:38
2	Cu 324.752†	34294.9	29036.8	[0.1000]	mg/L	17:23:38
2	Fe 234.349†	25696.6	24505.2	[0.5]	mg/L	17:23:38
2	Fe 238.204†	61362.6	59836.3	[0.5]	mg/L	17:23:38
2	Mg 279.077†	26387.2	26009.2	[1.0000]	mg/L	17:23:38
2	Mn 257.610†	87304.4	85309.5	[0.1000]	mg/L	17:23:38
2	Mo 202.031†	1393.4	1359.7	[0.1000]	mg/L	17:23:58
2	Ni 231.604†	3096.1	3084.6	[0.1000]	mg/L	17:23:38
2	P 214.914†	1431.9	1367.6	[1]	mg/L	17:23:58
2	Pb 220.353†	726.6	888.8	[0.1000]	mg/L	17:23:58
2	Sb 206.836†	205.8	196.0	[0.1000]	mg/L	17:23:58
2	Se 196.026†	147.3	151.6	[0.2000]	mg/L	17:23:58
2	Sn 189.927†	460.3	381.3	[0.1000]	mg/L	17:23:58
2	Sr 407.771†	244105.6	238457.0	[0.0100]	mg/L	17:23:32

2	Ti 337.279†	76116.9	78234.8	[0.1000] mg/L	17:23:38
2	Tl 190.801†	88.6	86.0	[0.1000] mg/L	17:23:58
2	V 292.402†	25126.9	26568.3	[0.1000] mg/L	17:23:38
2	Zn 213.857†	8081.2	7486.2	[0.1000] mg/L	17:23:38

Mean Data: Calib Std 1

Analyte	Mean Corrected Intensity	Std.Dev.	RSD	Conc.	Calib Units
Y 371.029	3693947.5	25118.87	0.68%	1.00	mg/L
Ag 328.068†	15117.1	125.64	0.83%	[0.05]	mg/L
Al 237.313†	4224.5	72.04	1.71%	[0.5]	mg/L
As 188.979†	68.2	2.52	3.70%	[0.1000]	mg/L
B 182.528†	36.3	0.00	0.01%	[0.1000]	mg/L
Ba 233.527†	11470.4	162.60	1.42%	[0.1000]	mg/L
Be 313.107†	50142.3	754.41	1.50%	[0.0100]	mg/L
Ca 315.886†	136215.5	110.38	0.08%	[1.0000]	mg/L
Cd 228.802†	1965.4	2.43	0.12%	[0.0500]	mg/L
Co 228.616†	3593.1	19.89	0.55%	[0.1000]	mg/L
Cr 267.716†	15590.2	170.37	1.09%	[0.1000]	mg/L
Cu 324.752†	28685.8	496.39	1.73%	[0.1000]	mg/L
Fe 234.349†	24274.9	325.79	1.34%	[0.5]	mg/L
Fe 238.204†	59269.8	801.23	1.35%	[0.5]	mg/L
K 766.490†	10026.9	257.95	2.57%	[5.0000]	mg/L
Li 670.784†	3621.0	108.65	3.00%	[0.1]	mg/L
Mg 279.077†	25789.2	311.14	1.21%	[1.0000]	mg/L
Mn 257.610†	84515.3	1123.13	1.33%	[0.1000]	mg/L
Mo 202.031†	1350.4	13.05	0.97%	[0.1000]	mg/L
Na 589.592	42156.3	786.70	1.87%	[5.0000]	mg/L
Ni 231.604†	3070.2	20.33	0.66%	[0.1000]	mg/L
P 214.914†	1358.5	12.83	0.94%	[1]	mg/L
Pb 220.353†	890.4	2.15	0.24%	[0.1000]	mg/L
Sb 206.836†	193.0	4.25	2.20%	[0.1000]	mg/L
Se 196.026†	151.4	0.16	0.11%	[0.2000]	mg/L
Sn 189.927†	375.1	8.69	2.32%	[0.1000]	mg/L
Sr 407.771†	238009.2	633.29	0.27%	[0.0100]	mg/L
Ti 337.279†	77512.8	1021.06	1.32%	[0.1000]	mg/L
Tl 190.801†	86.1	0.04	0.05%	[0.1000]	mg/L
V 292.402†	26367.8	283.61	1.08%	[0.1000]	mg/L
Zn 213.857†	7400.0	121.88	1.65%	[0.1000]	mg/L

=====

Sequence No.: 3

Sample ID: Calib Std 2

Analyst:

Initial Sample Wt:

Dilution:

Autosampler Location: 3

Date Collected: 7/13/2006 5:25:35 PM

Data Type: Original

Initial Sample Vol:

Sample Prep Vol:

Replicate Data: Calib Std 2

Repl#	Analyte	Net Intensity	Corrected Intensity	Conc.	Calib. Units	Analysis Time
1	K 766.490†	52419.2	53426.9	[25.0000]	mg/L	17:27:10
1	Li 670.784†	18488.7	18954.2	[0.5]	mg/L	17:27:10
1	Na 589.592	206330.8	207444.1	[25.000]	mg/L	17:27:10
1	Y 371.029	3586118.6	3586118.6	0.973	mg/L	17:27:25
1	Ag 328.068†	72108.2	76885.9	[0.25]	mg/L	17:27:30
1	Al 237.313†	21319.1	21963.4	[2.5]	mg/L	17:27:30
1	As 188.979†	359.9	364.9	[0.5000]	mg/L	17:27:51
1	B 182.528†	190.0	199.8	[0.5000]	mg/L	17:27:51
1	Ba 233.527†	57193.4	58874.4	[0.5000]	mg/L	17:27:30
1	Be 313.107†	254929.0	259183.1	[0.0500]	mg/L	17:27:25
1	Ca 315.886†	685824.2	704220.4	[5.0000]	mg/L	17:27:25
1	Cd 228.802†	10085.4	10232.5	[0.2500]	mg/L	17:27:51
1	Co 228.616†	17555.2	18203.1	[0.5000]	mg/L	17:27:30
1	Cr 267.716†	78387.0	79634.1	[0.5000]	mg/L	17:27:30
1	Cu 324.752†	148267.1	147003.4	[0.5000]	mg/L	17:27:30
1	Fe 234.349†	121074.5	123150.2	[2.5]	mg/L	17:27:30
1	Fe 238.204†	294515.9	300939.4	[2.5]	mg/L	17:27:30
1	Mg 279.077†	128760.7	131859.2	[5.0000]	mg/L	17:27:30
1	Mn 257.610†	418664.3	427970.1	[0.5000]	mg/L	17:27:25
1	Mo 202.031†	6716.0	6863.6	[0.5000]	mg/L	17:27:51

2	Ti 337.279†	76116.9	78234.8	[0.1000] mg/L	17:23:38
2	Tl 190.801†	88.6	86.0	[0.1000] mg/L	17:23:58
2	V 292.402†	25126.9	26568.3	[0.1000] mg/L	17:23:38
2	Zn 213.857†	8081.2	7486.2	[0.1000] mg/L	17:23:38

Mean Data: Calib Std 1

Analyte	Mean Corrected Intensity	Std.Dev.	RSD	Calib Conc.	Units
Y 371.029	3693947.5	25118.87	0.68%	1.00	mg/L
Ag 328.068†	15117.1	125.64	0.83%	[0.05]	mg/L
Al 237.313†	4224.5	72.04	1.71%	[0.5]	mg/L
As 188.979†	68.2	2.52	3.70%	[0.1000]	mg/L
B 182.528†	36.3	0.00	0.01%	[0.1000]	mg/L
Ba 233.527†	11470.4	162.60	1.42%	[0.1000]	mg/L
Be 313.107†	50142.3	754.41	1.50%	[0.0100]	mg/L
Ca 315.886†	136215.5	110.38	0.08%	[1.0000]	mg/L
Cd 228.802†	1965.4	2.43	0.12%	[0.0500]	mg/L
Co 228.616†	3593.1	19.89	0.55%	[0.1000]	mg/L
Cr 267.716†	15590.2	170.37	1.09%	[0.1000]	mg/L
Cu 324.752†	28685.8	496.39	1.73%	[0.1000]	mg/L
Fe 234.349†	24274.9	325.79	1.34%	[0.5]	mg/L
Fe 238.204†	59269.8	801.23	1.35%	[0.5]	mg/L
K 766.490†	10026.9	257.95	2.57%	[5.0000]	mg/L
Li 670.784†	3621.0	108.65	3.00%	[0.1]	mg/L
Mg 279.077†	25789.2	311.14	1.21%	[1.0000]	mg/L
Mn 257.610†	84515.3	1123.13	1.33%	[0.1000]	mg/L
Mo 202.031†	1350.4	13.05	0.97%	[0.1000]	mg/L
Na 589.592	42156.3	786.70	1.87%	[5.0000]	mg/L
Ni 231.604†	3070.2	20.33	0.66%	[0.1000]	mg/L
P 214.914†	1358.5	12.83	0.94%	[1]	mg/L
Pb 220.353†	890.4	2.15	0.24%	[0.1000]	mg/L
Sb 206.836†	193.0	4.25	2.20%	[0.1000]	mg/L
Se 196.026†	151.4	0.16	0.11%	[0.2000]	mg/L
Sn 189.927†	375.1	8.69	2.32%	[0.1000]	mg/L
Sr 407.771†	238009.2	633.29	0.27%	[0.0100]	mg/L
Ti 337.279†	77512.8	1021.06	1.32%	[0.1000]	mg/L
Tl 190.801†	86.1	0.04	0.05%	[0.1000]	mg/L
V 292.402†	26367.8	283.61	1.08%	[0.1000]	mg/L
Zn 213.857†	7400.0	121.88	1.65%	[0.1000]	mg/L

=====

Sequence No.: 3

Sample ID: Calib Std 2

Analyst:

Initial Sample Wt:

Dilution:

Autosampler Location: 3

Date Collected: 7/13/2006 5:25:35 PM

Data Type: Original

Initial Sample Vol:

Sample Prep Vol:

Replicate Data: Calib Std 2

Repl#	Analyte	Net Intensity	Corrected Intensity	Calib Conc.	Units	Analysis Time
1	K 766.490†	52419.2	53426.9	[25.0000]	mg/L	17:27:10
1	Li 670.784†	18488.7	18954.2	[0.5]	mg/L	17:27:10
1	Na 589.592	206330.8	207444.1	[25.000]	mg/L	17:27:10
1	Y 371.029	3586118.6	3586118.6	0.973	mg/L	17:27:25
1	Ag 328.068†	72108.2	76885.9	[0.25]	mg/L	17:27:30
1	Al 237.313†	21319.1	21963.4	[2.5]	mg/L	17:27:30
1	As 188.979†	359.9	364.9	[0.5000]	mg/L	17:27:51
1	B 182.528†	190.0	199.8	[0.5000]	mg/L	17:27:51
1	Ba 233.527†	57193.4	58874.4	[0.5000]	mg/L	17:27:30
1	Be 313.107†	254929.0	259183.1	[0.0500]	mg/L	17:27:25
1	Ca 315.886†	685824.2	704220.4	[5.0000]	mg/L	17:27:25
1	Cd 228.802†	10085.4	10232.5	[0.2500]	mg/L	17:27:51
1	Co 228.616†	17555.2	18203.1	[0.5000]	mg/L	17:27:30
1	Cr 267.716†	78387.0	79634.1	[0.5000]	mg/L	17:27:30
1	Cu 324.752†	148267.1	147003.4	[0.5000]	mg/L	17:27:30
1	Fe 234.349†	121074.5	123150.2	[2.5]	mg/L	17:27:30
1	Fe 238.204†	294515.9	300939.4	[2.5]	mg/L	17:27:30
1	Mg 279.077†	128760.7	131859.2	[5.0000]	mg/L	17:27:30
1	Mn 257.610†	418664.3	427970.1	[0.5000]	mg/L	17:27:25
1	Mo 202.031†	6716.0	6863.6	[0.5000]	mg/L	17:27:51

1	Ni 231.604†	15164.3	15562.2	[0.5000]	mg/L	17:27:30
1	P 214.914†	7014.0	7139.1	[5]	mg/L	17:27:51
1	Pb 220.353†	4250.2	4527.5	[0.5000]	mg/L	17:27:51
1	Sb 206.836†	985.6	1002.3	[0.5000]	mg/L	17:27:51
1	Se 196.026†	801.9	827.9	[1.0000]	mg/L	17:27:51
1	Sn 189.927†	1849.7	1820.4	[0.5000]	mg/L	17:27:51
1	Sr 407.771†	1168483.2	1194373.7	[0.0500]	mg/L	17:27:25
1	Ti 337.279†	384543.7	397050.7	[0.5000]	mg/L	17:27:25
1	Tl 190.801†	467.1	477.1	[0.5000]	mg/L	17:27:51
1	V 292.402†	130929.5	135910.0	[0.5000]	mg/L	17:27:30
1	Zn 213.857†	38137.0	38571.1	[0.5000]	mg/L	17:27:30
2	K 766.490†	51479.3	52808.4	[25.0000]	mg/L	17:27:15
2	Li 670.784†	18200.8	18781.1	[0.5]	mg/L	17:27:15
2	Na 589.592	206128.3	207241.6	[25.000]	mg/L	17:27:15
2	Y 371.029	3562732.6	3562732.6	0.967	mg/L	17:27:58
2	Ag 328.068†	72291.2	77561.5	[0.25]	mg/L	17:28:03
2	Al 237.313†	21399.8	22190.7	[2.5]	mg/L	17:28:03
2	As 188.979†	351.3	358.5	[0.5000]	mg/L	17:28:23
2	B 182.528†	188.2	199.3	[0.5000]	mg/L	17:28:23
2	Ba 233.527†	57377.5	59450.5	[0.5000]	mg/L	17:28:03
2	Be 313.107†	252984.8	258891.7	[0.0500]	mg/L	17:27:58
2	Ca 315.886†	680351.7	703186.1	[5.0000]	mg/L	17:27:58
2	Cd 228.802†	10057.8	10272.0	[0.2500]	mg/L	17:28:23
2	Co 228.616†	17655.9	18425.7	[0.5000]	mg/L	17:28:03
2	Cr 267.716†	78838.6	80629.9	[0.5000]	mg/L	17:28:03
2	Cu 324.752†	148583.4	148330.5	[0.5000]	mg/L	17:28:03
2	Fe 234.349†	121836.9	124755.3	[2.5]	mg/L	17:28:03
2	Fe 238.204†	295507.5	303951.3	[2.5]	mg/L	17:28:03
2	Mg 279.077†	129371.6	133359.5	[5.0000]	mg/L	17:28:03
2	Mn 257.610†	415957.5	427994.3	[0.5000]	mg/L	17:27:58
2	Mo 202.031†	6717.8	6910.7	[0.5000]	mg/L	17:28:23
2	Ni 231.604†	15211.0	15712.8	[0.5000]	mg/L	17:28:03
2	P 214.914†	6995.9	7167.7	[5]	mg/L	17:28:23
2	Pb 220.353†	4245.4	4551.2	[0.5000]	mg/L	17:28:23
2	Sb 206.836†	994.6	1018.3	[0.5000]	mg/L	17:28:23
2	Se 196.026†	780.8	811.5	[1.0000]	mg/L	17:28:23
2	Sn 189.927†	1854.8	1838.1	[0.5000]	mg/L	17:28:23
2	Sr 407.771†	1162212.7	1195769.4	[0.0500]	mg/L	17:27:58
2	Ti 337.279†	381903.2	396913.4	[0.5000]	mg/L	17:27:58
2	Tl 190.801†	490.7	504.7	[0.5000]	mg/L	17:28:23
2	V 292.402†	131554.8	137439.8	[0.5000]	mg/L	17:28:03
2	Zn 213.857†	38298.7	38995.5	[0.5000]	mg/L	17:28:03

Mean Data: Calib Std 2

Analyte	Mean Corrected			Calib	
	Intensity	Std.Dev.	RSD	Conc.	Units
Y 371.029	3574425.6	16536.39	0.46%	0.970	mg/L
Ag 328.068†	77223.7	477.68	0.62%	[0.25]	mg/L
Al 237.313†	22077.1	160.70	0.73%	[2.5]	mg/L
As 188.979†	361.7	4.52	1.25%	[0.5000]	mg/L
B 182.528†	199.6	0.35	0.17%	[0.5000]	mg/L
Ba 233.527†	59162.4	407.39	0.69%	[0.5000]	mg/L
Be 313.107†	259037.4	206.04	0.08%	[0.0500]	mg/L
Ca 315.886†	703703.3	731.34	0.10%	[5.0000]	mg/L
Cd 228.802†	10252.2	27.92	0.27%	[0.2500]	mg/L
Co 228.616†	18314.4	157.36	0.86%	[0.5000]	mg/L
Cr 267.716†	80132.0	704.14	0.88%	[0.5000]	mg/L
Cu 324.752†	147666.9	938.41	0.64%	[0.5000]	mg/L
Fe 234.349†	123952.7	1134.97	0.92%	[2.5]	mg/L
Fe 238.204†	302445.3	2129.70	0.70%	[2.5]	mg/L
K 766.490†	53117.7	437.38	0.82%	[25.0000]	mg/L
Li 670.784†	18867.7	122.40	0.65%	[0.5]	mg/L
Mg 279.077†	132609.3	1060.86	0.80%	[5.0000]	mg/L
Mn 257.610†	427982.2	17.13	0.00%	[0.5000]	mg/L
Mo 202.031†	6887.1	33.30	0.48%	[0.5000]	mg/L
Na 589.592	207342.8	143.20	0.07%	[25.000]	mg/L
Ni 231.604†	15637.5	106.50	0.68%	[0.5000]	mg/L
P 214.914†	7153.4	20.20	0.28%	[5]	mg/L
Pb 220.353†	4539.3	16.75	0.37%	[0.5000]	mg/L
Sb 206.836†	1010.3	11.30	1.12%	[0.5000]	mg/L
Se 196.026†	819.7	11.59	1.41%	[1.0000]	mg/L

Sn 189.927†	1829.3	12.56	0.69%	[0.5000] mg/L
Sr 407.771†	1195071.6	986.91	0.08%	[0.0500] mg/L
Ti 337.279†	396982.0	97.07	0.02%	[0.5000] mg/L
Tl 190.801†	490.9	19.52	3.98%	[0.5000] mg/L
V 292.402†	136674.9	1081.71	0.79%	[0.5000] mg/L
Zn 213.857†	38783.3	300.11	0.77%	[0.5000] mg/L

Sequence No.: 4

Autosampler Location: 4

Sample ID: Calib Std 3

Date Collected: 7/13/2006 5:30:02 PM

Analyst:

Data Type: Original

Initial Sample Wt:

Initial Sample Vol:

Dilution:

Sample Prep Vol:

Replicate Data: Calib Std 3

Repl#	Analyte	Net Intensity	Corrected Intensity	Conc. Units	Calib.	Analysis Time
1	K 766.490†	102165.0	106333.2	[50.0000]	mg/L	17:31:40
1	Li 670.784†	35551.9	37110.4	[1]	mg/L	17:31:40
1	Na 589.592	400709.5	401822.9	[50.0000]	mg/L	17:31:40
1	Y 371.029	3525865.3	3525865.3	0.957	mg/L	17:31:58
1	Ag 328.068†	142866.8	152096.9	[0.5]	mg/L	17:32:04
1	Al 237.313†	42278.7	44241.2	[5]	mg/L	17:32:04
1	As 188.979†	684.7	710.6	[1.0000]	mg/L	17:32:24
1	B 182.528†	380.3	402.0	[1.0000]	mg/L	17:32:24
1	Ba 233.527†	112209.8	117372.4	[1.0000]	mg/L	17:32:04
1	Be 313.107†	495726.7	515300.0	[0.1000]	mg/L	17:31:58
1	Ca 315.886†	1337832.3	1397630.4	[10.0000]	mg/L	17:31:58
1	Cd 228.802†	19493.1	20240.9	[0.5000]	mg/L	17:32:24
1	Co 228.616†	34484.6	36203.2	[1.0000]	mg/L	17:32:24
1	Cr 267.716†	152856.5	158833.3	[1.0000]	mg/L	17:32:04
1	Cu 324.752†	285972.5	293512.9	[1.0000]	mg/L	17:32:04
1	Fe 234.349†	236630.8	246035.8	[5.0]	mg/L	17:32:04
1	Fe 238.204†	574394.5	598592.2	[5.0]	mg/L	17:32:04
1	Mg 279.077†	251564.2	262453.4	[10.0000]	mg/L	17:32:04
1	Mn 257.610†	811419.4	845762.0	[1.0000]	mg/L	17:31:58
1	Mo 202.031†	12983.9	13531.6	[1.0000]	mg/L	17:32:24
1	Ni 231.604†	29490.7	30800.0	[1.0000]	mg/L	17:32:04
1	P 214.914†	13705.3	14254.9	[10]	mg/L	17:32:24
1	Pb 220.353†	8367.0	8904.4	[1.0000]	mg/L	17:32:24
1	Sb 206.836†	1904.6	1980.0	[1.0000]	mg/L	17:32:24
1	Se 196.026†	1562.0	1636.3	[2.0000]	mg/L	17:32:24
1	Sn 189.927†	3482.1	3558.8	[1.0000]	mg/L	17:32:24
1	Sr 407.771†	2260571.1	2356155.1	[0.1000]	mg/L	17:31:58
1	Ti 337.279†	761804.8	798051.8	[1.0000]	mg/L	17:32:04
1	Tl 190.801†	1104.7	1151.7	[1.0000]	mg/L	17:32:24
1	V 292.402†	259349.0	272411.1	[1.0000]	mg/L	17:32:04
1	Zn 213.857†	74199.6	76927.2	[1.0000]	mg/L	17:32:04
2	K 766.490†	103248.6	108849.2	[50.0000]	mg/L	17:31:47
2	Li 670.784†	35753.7	37800.5	[1]	mg/L	17:31:47
2	Na 589.592	401319.7	402433.0	[50.0000]	mg/L	17:31:47
2	Y 371.029	3481222.8	3481222.8	0.945	mg/L	17:32:32
2	Ag 328.068†	142578.0	153705.8	[0.5]	mg/L	17:32:38
2	Al 237.313†	42126.2	44646.3	[5]	mg/L	17:32:38
2	As 188.979†	684.1	719.2	[1.0000]	mg/L	17:32:58
2	B 182.528†	385.4	412.6	[1.0000]	mg/L	17:32:58
2	Ba 233.527†	112316.1	118988.6	[1.0000]	mg/L	17:32:38
2	Be 313.107†	488520.6	514316.2	[0.1000]	mg/L	17:32:32
2	Ca 315.886†	1317299.5	1393826.5	[10.0000]	mg/L	17:32:32
2	Cd 228.802†	19531.5	20542.7	[0.5000]	mg/L	17:32:58
2	Co 228.616†	34567.9	36753.5	[1.0000]	mg/L	17:32:58
2	Cr 267.716†	152603.3	160613.9	[1.0000]	mg/L	17:32:38
2	Cu 324.752†	284634.2	295928.8	[1.0000]	mg/L	17:32:38
2	Fe 234.349†	235347.2	247848.4	[5.0]	mg/L	17:32:38
2	Fe 238.204†	574096.2	605974.1	[5.0]	mg/L	17:32:38
2	Mg 279.077†	251128.8	265363.9	[10.0000]	mg/L	17:32:38
2	Mn 257.610†	798928.5	843415.3	[1.0000]	mg/L	17:32:32
2	Mo 202.031†	13094.0	13822.2	[1.0000]	mg/L	17:32:58
2	Ni 231.604†	29264.7	30956.1	[1.0000]	mg/L	17:32:38
2	P 214.914†	13738.9	14474.1	[10]	mg/L	17:32:58
2	Pb 220.353†	8383.6	9034.1	[1.0000]	mg/L	17:32:58

2	Sb 206.836†	1911.0	2012.4	[1.0000]	mg/L	17:32:58
2	Se 196.026†	1548.4	1642.8	[2.0000]	mg/L	17:32:58
2	Sn 189.927†	3477.8	3600.9	[1.0000]	mg/L	17:32:58
2	Sr 407.771†	2233133.8	2357409.0	[0.1000]	mg/L	17:32:32
2	Ti 337.279†	760845.7	807245.9	[1.0000]	mg/L	17:32:38
2	Tl 190.801†	1142.2	1206.2	[1.0000]	mg/L	17:32:58
2	V 292.402†	259384.8	275924.6	[1.0000]	mg/L	17:32:38
2	Zn 213.857†	73792.5	77490.7	[1.0000]	mg/L	17:32:38

Mean Data: Calib Std 3

Analyte	Mean Corrected Intensity	Std.Dev.	RSD	Conc.	Calib Units
Y 371.029	3503544.0	31567.00	0.90%	0.951	mg/L
Ag 328.068†	152901.4	1137.67	0.74%	[0.5]	mg/L
Al 237.313†	44443.8	286.47	0.64%	[5]	mg/L
As 188.979†	714.9	6.05	0.85%	[1.0000]	mg/L
B 182.528†	407.3	7.46	1.83%	[1.0000]	mg/L
Ba 233.527†	118180.5	1142.88	0.97%	[1.0000]	mg/L
Be 313.107†	514808.1	695.66	0.14%	[0.1000]	mg/L
Ca 315.886†	1395728.5	2689.79	0.19%	[10.0000]	mg/L
Cd 228.802†	20391.8	213.42	1.05%	[0.5000]	mg/L
Co 228.616†	36478.3	389.13	1.07%	[1.0000]	mg/L
Cr 267.716†	159723.6	1259.01	0.79%	[1.0000]	mg/L
Cu 324.752†	294720.9	1708.30	0.58%	[1.0000]	mg/L
Fe 234.349†	246942.1	1281.69	0.52%	[5.0]	mg/L
Fe 238.204†	602283.1	5219.79	0.87%	[5.0]	mg/L
K 766.490†	107591.2	1779.07	1.65%	[50.0000]	mg/L
Li 670.784†	37455.4	487.95	1.30%	[1]	mg/L
Mg 279.077†	263908.6	2058.02	0.78%	[10.0000]	mg/L
Mn 257.610†	844588.7	1659.37	0.20%	[1.0000]	mg/L
Mo 202.031†	13676.9	205.44	1.50%	[1.0000]	mg/L
Na 589.592	402127.9	431.46	0.11%	[50.000]	mg/L
Ni 231.604†	30878.0	110.37	0.36%	[1.0000]	mg/L
P 214.914†	14364.5	155.01	1.08%	[10]	mg/L
Pb 220.353†	8969.2	91.71	1.02%	[1.0000]	mg/L
Sb 206.836†	1996.2	22.89	1.15%	[1.0000]	mg/L
Se 196.026†	1639.6	4.62	0.28%	[2.0000]	mg/L
Sn 189.927†	3579.9	29.75	0.83%	[1.0000]	mg/L
Sr 407.771†	2356782.1	886.68	0.04%	[0.1000]	mg/L
Ti 337.279†	802648.9	6501.17	0.81%	[1.0000]	mg/L
Tl 190.801†	1178.9	38.55	3.27%	[1.0000]	mg/L
V 292.402†	274167.9	2484.46	0.91%	[1.0000]	mg/L
Zn 213.857†	77209.0	398.41	0.52%	[1.0000]	mg/L

Calibration Summary

Analyte	Stds.	Equation	Intercept	Slope	Curvature	Corr. Coef.	Reslope
Ag 328.068	3	Lin, Calc Int	66.6	306200	0.00000	0.999982	
Al 237.313	3	Lin, Calc Int	-124.4	8905	0.00000	0.999987	
As 188.979	3	Lin, Calc Int	-0.7	717.2	0.00000	0.999960	
B 182.528	3	Lin, Calc Int	-2.7	408.8	0.00000	0.999920	
Ba 233.527	3	Lin, Calc Int	-140.8	118400	0.00000	0.999995	
Be 313.107	3	Lin, Calc Int	-290.7	5157000	0.00000	0.999988	
Ca 315.886	3	Lin, Calc Int	-406.1	139800	0.00000	0.999984	
Cd 228.802	3	Lin, Calc Int	-22.3	40870	0.00000	0.999986	
Co 228.616	3	Lin, Calc Int	-10.3	36520	0.00000	0.999995	
Cr 267.716	3	Lin, Calc Int	-119.4	160000	0.00000	0.999994	
Cu 324.752	3	Lin, Calc Int	-291.9	295200	0.00000	0.999995	
Fe 234.349	3	Lin, Calc Int	-96.7	49440	0.00000	0.999995	
Fe 238.204	3	Lin, Calc Int	-183.3	120600	0.00000	0.999995	
K 766.490	3	Lin, Calc Int	-450.5	2157	0.00000	0.999968	
Li 670.784	3	Lin, Calc Int	-29.3	37540	0.00000	0.999982	
Mg 279.077	3	Lin, Calc Int	-145.4	26430	0.00000	0.999992	
Mn 257.610	3	Lin, Calc Int	1080.0	845500	0.00000	0.999973	
Mo 202.031	3	Lin, Calc Int	1.4	13690	0.00000	0.999990	
Na 589.592	3	Lin, Calc Int	2026.7	8044	0.00000	0.999869	
Ni 231.604	3	Lin, Calc Int	29.0	30920	0.00000	0.999974	
P 214.914	3	Lin, Calc Int	-39.9	1440	0.00000	0.999987	
Pb 220.353	3	Lin, Calc Int	7.2	8981	0.00000	0.999976	
Sb 206.836	3	Lin, Calc Int	-0.7	2001	0.00000	0.999966	

Se 196.026	3	Lin, Calc Int	-5.6	822.8	0.00000	0.999972
Sn 189.927	3	Lin, Calc Int	14.9	3578	0.00000	0.999934
Sr 407.771	3	Lin, Calc Int	4127.9	23580000	0.00000	0.999972
Ti 337.279	3	Lin, Calc Int	-2026.1	803300	0.00000	0.999983
Tl 190.801	3	Lin, Calc Int	-32.4	1178	0.00000	0.996262
V 292.402	3	Lin, Calc Int	-541.2	274600	0.00000	0.999993
Zn 213.857	3	Lin, Calc Int	-109.2	77390	0.00000	0.999985

Sequence No.: 5

Sample ID: STD2

Analyst:

Initial Sample Wt:

Dilution:

Autosampler Location: 3

Date Collected: 7/13/2006 5:34:38 PM

Data Type: Original

Initial Sample Vol:

Sample Prep Vol:

Replicate Data: STD2

Repl#	Analyte	Net Intensity	Corrected Intensity	Calib. Conc. Units	Sample Conc. Units	Analysis Time
1	K 766.490†	51115.4	53286.2	24.92 mg/L	24.92 mg/L	17:36:16
1	Li 670.784†	18250.9	19138.0	0.5106 mg/L	0.5106 mg/L	17:36:16
1	Na 589.592	202506.3	203619.6	25.06 mg/L	25.06 mg/L	17:36:16
1	Y 371.029	3506085.0	3506085.0	0.952 mg/L	0.952 mg/L	17:36:31
1	Ag 328.068†	70613.9	77006.8	0.2517 mg/L	0.2517 mg/L	17:36:36
1	Al 237.313†	20926.3	22050.7	2.481 mg/L	2.481 mg/L	17:36:36
1	As 188.979†	349.2	362.1	0.5048 mg/L	0.5048 mg/L	17:36:57
1	B 182.528†	188.3	202.5	0.5020 mg/L	0.5020 mg/L	17:36:57
1	Ba 233.527†	55881.4	58836.9	0.4982 mg/L	0.4982 mg/L	17:36:36
1	Be 313.107†	247439.1	257290.9	0.0496 mg/L	0.0496 mg/L	17:36:31
1	Ca 315.886†	664068.5	697442.3	4.993 mg/L	4.993 mg/L	17:36:31
1	Cd 228.802†	9970.8	10348.6	0.2535 mg/L	0.2535 mg/L	17:36:57
1	Co 228.616†	17237.1	18280.6	0.4997 mg/L	0.4997 mg/L	17:36:36
1	Cr 267.716†	76637.7	79634.3	0.4982 mg/L	0.4982 mg/L	17:36:36
1	Cu 324.752†	144929.0	146972.7	0.4997 mg/L	0.4997 mg/L	17:36:36
1	Fe 234.349†	118586.7	123375.4	2.492 mg/L	2.492 mg/L	17:36:36
1	Fe 238.204†	288046.9	301048.5	2.499 mg/L	2.499 mg/L	17:36:36
1	Mg 279.077†	125743.1	131708.0	4.993 mg/L	4.993 mg/L	17:36:36
1	Mn 257.610†	406516.5	425023.1	0.5015 mg/L	0.5015 mg/L	17:36:31
1	Mo 202.031†	6684.2	6987.6	0.5102 mg/L	0.5102 mg/L	17:36:57
1	Ni 231.604†	14738.0	15469.9	0.5000 mg/L	0.5000 mg/L	17:36:36
1	P 214.914†	6945.2	7231.3	5.050 mg/L	5.050 mg/L	17:36:57
1	Pb 220.353†	4209.1	4584.0	0.5108 mg/L	0.5108 mg/L	17:36:57
1	Sb 206.836†	972.7	1011.9	0.4953 mg/L	0.4953 mg/L	17:36:57
1	Se 196.026†	788.2	832.3	1.018 mg/L	1.018 mg/L	17:36:57
1	Sn 189.927†	1828.8	1841.8	0.5112 mg/L	0.5112 mg/L	17:36:57
1	Sr 407.771†	1139590.7	1191415.7	0.0503 mg/L	0.0503 mg/L	17:36:31
1	Ti 337.279†	378540.6	399761.0	0.5002 mg/L	0.5002 mg/L	17:36:36
1	Tl 190.801†	550.6	575.9	0.5188 mg/L	0.5188 mg/L	17:36:57
1	V 292.402†	128052.9	135957.8	0.5043 mg/L	0.5043 mg/L	17:36:36
1	Zn 213.857†	37190.2	38470.6	0.4960 mg/L	0.4960 mg/L	17:36:36
2	K 766.490†	51105.7	52927.3	24.75 mg/L	24.75 mg/L	17:36:21
2	Li 670.784†	18217.5	18978.6	0.5064 mg/L	0.5064 mg/L	17:36:21
2	Na 589.592	202152.3	203265.6	25.02 mg/L	25.02 mg/L	17:36:21
2	Y 371.029	3528991.1	3528991.1	0.958 mg/L	0.958 mg/L	17:37:03
2	Ag 328.068†	71317.1	77259.3	0.2525 mg/L	0.2525 mg/L	17:37:09
2	Al 237.313†	21133.5	22124.2	2.489 mg/L	2.489 mg/L	17:37:09
2	As 188.979†	344.8	355.1	0.4949 mg/L	0.4949 mg/L	17:37:29
2	B 182.528†	192.6	205.7	0.5099 mg/L	0.5099 mg/L	17:37:29
2	Ba 233.527†	56566.6	59171.1	0.5010 mg/L	0.5010 mg/L	17:37:09
2	Be 313.107†	249598.0	257857.1	0.0497 mg/L	0.0497 mg/L	17:37:03
2	Ca 315.886†	672051.7	701247.7	5.021 mg/L	5.021 mg/L	17:37:03
2	Cd 228.802†	9942.5	10251.0	0.2512 mg/L	0.2512 mg/L	17:37:29
2	Co 228.616†	17391.2	18323.9	0.5009 mg/L	0.5009 mg/L	17:37:09
2	Cr 267.716†	77614.0	80130.8	0.5013 mg/L	0.5013 mg/L	17:37:09
2	Cu 324.752†	145899.1	146997.0	0.4998 mg/L	0.4998 mg/L	17:37:09
2	Fe 234.349†	120271.0	124325.0	2.511 mg/L	2.511 mg/L	17:37:09
2	Fe 238.204†	291625.8	302820.4	2.513 mg/L	2.513 mg/L	17:37:09
2	Mg 279.077†	127630.4	132820.7	5.035 mg/L	5.035 mg/L	17:37:09
2	Mn 257.610†	410449.7	426356.7	0.5031 mg/L	0.5031 mg/L	17:37:03
2	Mo 202.031†	6663.0	6919.9	0.5053 mg/L	0.5053 mg/L	17:37:29
2	Ni 231.604†	14947.9	15588.5	0.5039 mg/L	0.5039 mg/L	17:37:09
2	P 214.914†	6918.5	7156.0	4.998 mg/L	4.998 mg/L	17:37:29

2	Pb 220.353†	4212.6	4559.0	0.5080 mg/L	0.5080 mg/L	17:37:29
2	Sb 206.836†	978.5	1011.3	0.4949 mg/L	0.4949 mg/L	17:37:29
2	Se 196.026†	777.6	815.8	0.9982 mg/L	0.9982 mg/L	17:37:29
2	Sn 189.927†	1808.5	1808.2	0.5018 mg/L	0.5018 mg/L	17:37:29
2	Sr 407.771†	1148385.7	1192824.9	0.0504 mg/L	0.0504 mg/L	17:37:03
2	Ti 337.279†	382344.7	401150.7	0.5019 mg/L	0.5019 mg/L	17:37:09
2	Tl 190.801†	557.2	579.0	0.5215 mg/L	0.5215 mg/L	17:37:29
2	V 292.402†	129493.9	136588.8	0.5065 mg/L	0.5065 mg/L	17:37:09
2	Zn 213.857†	37817.4	38871.7	0.5012 mg/L	0.5012 mg/L	17:37:09

Mean Data: STD2

Analyte	Mean Corrected Intensity	Conc. Units	Calib	Std.Dev.	Sample Conc. Units	Std.Dev.	RSD
Y 371.029	3517538.1	0.955 mg/L		0.0044			0.46%
Ag 328.068†	77133.1	0.2521 mg/L		0.00058	0.2521 mg/L	0.00058	0.23%
	QC value within limits for Ag	328.068	Recovery = 100.85%				
Al 237.313†	22087.4	2.485 mg/L		0.0058	2.485 mg/L	0.0058	0.23%
	QC value within limits for Al	237.313	Recovery = 99.41%				
As 188.979†	358.6	0.4998 mg/L		0.00696	0.4998 mg/L	0.00696	1.39%
	QC value within limits for As	188.979	Recovery = 99.97%				
B 182.528†	204.1	0.5060 mg/L		0.00563	0.5060 mg/L	0.00563	1.11%
	QC value within limits for B	182.528	Recovery = 101.19%				
Ba 233.527†	59004.0	0.4996 mg/L		0.00199	0.4996 mg/L	0.00199	0.40%
	QC value within limits for Ba	233.527	Recovery = 99.92%				
Be 313.107†	257574.0	0.0497 mg/L		0.00008	0.0497 mg/L	0.00008	0.16%
	QC value within limits for Be	313.107	Recovery = 99.36%				
Ca 315.886†	699345.0	5.007 mg/L		0.0193	5.007 mg/L	0.0193	0.38%
	QC value within limits for Ca	315.886	Recovery = 100.14%				
Cd 228.802†	10299.8	0.2523 mg/L		0.00164	0.2523 mg/L	0.00164	0.65%
	QC value within limits for Cd	228.802	Recovery = 100.93%				
Co 228.616†	18302.2	0.5003 mg/L		0.00084	0.5003 mg/L	0.00084	0.17%
	QC value within limits for Co	228.616	Recovery = 100.06%				
Cr 267.716†	79882.6	0.4997 mg/L		0.00220	0.4997 mg/L	0.00220	0.44%
	QC value within limits for Cr	267.716	Recovery = 99.95%				
Cu 324.752†	146984.8	0.4997 mg/L		0.00006	0.4997 mg/L	0.00006	0.01%
	QC value within limits for Cu	324.752	Recovery = 99.94%				
Fe 234.349†	123850.2	2.501 mg/L		0.0136	2.501 mg/L	0.0136	0.54%
	QC value within limits for Fe	234.349	Recovery = 100.05%				
Fe 238.204†	301934.5	2.506 mg/L		0.0104	2.506 mg/L	0.0104	0.41%
	QC value within limits for Fe	238.204	Recovery = 100.24%				
K 766.490†	53106.8	24.83 mg/L		0.118	24.83 mg/L	0.118	0.47%
	QC value within limits for K	766.490	Recovery = 99.33%				
Li 670.784†	19058.3	0.5085 mg/L		0.00300	0.5085 mg/L	0.00300	0.59%
	QC value within limits for Li	670.784	Recovery = 101.70%				
Mg 279.077†	132264.3	5.014 mg/L		0.0298	5.014 mg/L	0.0298	0.59%
	QC value within limits for Mg	279.077	Recovery = 100.28%				
Mn 257.610†	425689.9	0.5023 mg/L		0.00112	0.5023 mg/L	0.00112	0.22%
	QC value within limits for Mn	257.610	Recovery = 100.46%				
Mo 202.031†	6953.8	0.5077 mg/L		0.00350	0.5077 mg/L	0.00350	0.69%
	QC value within limits for Mo	202.031	Recovery = 101.55%				
Na 589.592	203442.6	25.04 mg/L		0.031	25.04 mg/L	0.031	0.12%
	QC value within limits for Na	589.592	Recovery = 100.16%				
Ni 231.604†	15529.2	0.5019 mg/L		0.00271	0.5019 mg/L	0.00271	0.54%
	QC value within limits for Ni	231.604	Recovery = 100.39%				
P 214.914†	7193.6	5.024 mg/L		0.0370	5.024 mg/L	0.0370	0.74%
	QC value within limits for P	214.914	Recovery = 100.48%				
Pb 220.353†	4571.5	0.5094 mg/L		0.00198	0.5094 mg/L	0.00198	0.39%
	QC value within limits for Pb	220.353	Recovery = 101.88%				
Sb 206.836†	1011.6	0.4951 mg/L		0.00025	0.4951 mg/L	0.00025	0.05%
	QC value within limits for Sb	206.836	Recovery = 99.02%				
Se 196.026†	824.0	1.008 mg/L		0.0142	1.008 mg/L	0.0142	1.41%
	QC value within limits for Se	196.026	Recovery = 100.83%				
Sn 189.927†	1825.0	0.5065 mg/L		0.00664	0.5065 mg/L	0.00664	1.31%
	QC value within limits for Sn	189.927	Recovery = 101.31%				
Sr 407.771†	1192120.3	0.0504 mg/L		0.00004	0.0504 mg/L	0.00004	0.08%
	QC value within limits for Sr	407.771	Recovery = 100.75%				
Ti 337.279†	400455.9	0.5010 mg/L		0.00122	0.5010 mg/L	0.00122	0.24%
	QC value within limits for Ti	337.279	Recovery = 100.21%				
Tl 190.801†	577.5	0.5201 mg/L		0.00189	0.5201 mg/L	0.00189	0.36%
	QC value within limits for Tl	190.801	Recovery = 104.03%				
V 292.402†	136273.3	0.5054 mg/L		0.00156	0.5054 mg/L	0.00156	0.31%

QC value within limits for V 292.402 Recovery = 101.09%
 Zn 213.857† 38671.1 0.4986 mg/L 0.00365 0.4986 mg/L 0.00365 0.73%
 QC value within limits for Zn 213.857 Recovery = 99.72%
 All analyte(s) passed QC.

Sequence No.: 6

Autosampler Location: 5

Sample ID: ICV

Date Collected: 7/13/2006 5:39:07 PM

Analyst:

Data Type: Original

Initial Sample Wt:

Initial Sample Vol:

Dilution:

Sample Prep Vol:

Replicate Data: ICV

Repl#	Analyte	Net		Corrected		Calib.		Sample		Analysis Time
		Intensity		Intensity		Conc.	Units	Conc.	Units	
1	K 766.490†	51266.5		52925.9		24.75	mg/L	24.75	mg/L	17:40:42
1	Li 670.784†	17978.6		18669.7		0.4981	mg/L	0.4981	mg/L	17:40:42
1	Na 589.592	200954.6		202067.9		24.87	mg/L	24.87	mg/L	17:40:42
1	Y 371.029	3540193.7		3540193.7		0.961	mg/L			17:40:57
1	Ag 328.068†	71513.1		77227.7		0.2524	mg/L	0.2524	mg/L	17:41:02
1	Al 237.313†	20863.4		21773.3		2.450	mg/L	2.450	mg/L	17:41:02
1	As 188.979†	339.0		347.9		0.4850	mg/L	0.4850	mg/L	17:41:22
1	B 182.528†	184.0		196.2		0.4865	mg/L	0.4865	mg/L	17:41:22
1	Ba 233.527†	55622.2		58001.4		0.4911	mg/L	0.4911	mg/L	17:41:02
1	Be 313.107†	253140.6		260719.6		0.0503	mg/L	0.0503	mg/L	17:40:57
1	Ca 315.886†	676159.4		703302.5		5.035	mg/L	5.035	mg/L	17:40:57
1	Cd 228.802†	9998.8		10276.8		0.2518	mg/L	0.2518	mg/L	17:41:22
1	Co 228.616†	17238.2		18107.2		0.4950	mg/L	0.4950	mg/L	17:41:02
1	Cr 267.716†	77638.0		79899.3		0.4999	mg/L	0.4999	mg/L	17:41:02
1	Cu 324.752†	146191.5		146819.3		0.4992	mg/L	0.4992	mg/L	17:41:02
1	Fe 234.349†	120986.2		124672.0		2.518	mg/L	2.518	mg/L	17:41:02
1	Fe 238.204†	293690.6		304005.9		2.523	mg/L	2.523	mg/L	17:41:02
1	Mg 279.077†	124983.7		129644.4		4.915	mg/L	4.915	mg/L	17:41:02
1	Mn 257.610†	417284.9		432114.8		0.5099	mg/L	0.5099	mg/L	17:41:02
1	Mo 202.031†	6549.1		6779.3		0.4950	mg/L	0.4950	mg/L	17:41:22
1	Ni 231.604†	14956.1		15547.7		0.5025	mg/L	0.5025	mg/L	17:41:02
1	P 214.914†	6773.5		6982.2		4.877	mg/L	4.877	mg/L	17:41:22
1	Pb 220.353†	4126.4		4455.3		0.4964	mg/L	0.4964	mg/L	17:41:22
1	Sb 206.836†	969.8		999.0		0.4889	mg/L	0.4889	mg/L	17:41:22
1	Se 196.026†	782.5		818.4		1.001	mg/L	1.001	mg/L	17:41:22
1	Sr 189.927†	1810.4		1804.1		0.5007	mg/L	0.5007	mg/L	17:41:22
1	Sr 407.771†	1151173.7		1191932.5		0.0504	mg/L	0.0504	mg/L	17:40:57
1	Ti 337.279†	374172.3		391381.6		0.4898	mg/L	0.4898	mg/L	17:41:02
1	Tl 190.801†	533.7		552.8		0.4994	mg/L	0.4994	mg/L	17:41:22
1	V 292.402†	128460.7		135085.6		0.5009	mg/L	0.5009	mg/L	17:41:02
1	Zn 213.857†	37884.0		38816.1		0.5005	mg/L	0.5005	mg/L	17:41:02
2	K 766.490†	51540.0		53251.3		24.90	mg/L	24.90	mg/L	17:40:48
2	Li 670.784†	18049.4		18757.7		0.5005	mg/L	0.5005	mg/L	17:40:48
2	Na 589.592	201072.2		202185.5		24.88	mg/L	24.88	mg/L	17:40:48
2	Y 371.029	3537504.2		3537504.2		0.960	mg/L			17:41:29
2	Ag 328.068†	71084.6		76837.9		0.2512	mg/L	0.2512	mg/L	17:41:34
2	Al 237.313†	20705.0		21624.8		2.433	mg/L	2.433	mg/L	17:41:34
2	As 188.979†	336.1		345.2		0.4811	mg/L	0.4811	mg/L	17:41:55
2	B 182.528†	184.9		197.3		0.4892	mg/L	0.4892	mg/L	17:41:55
2	Ba 233.527†	55031.1		57429.7		0.4863	mg/L	0.4863	mg/L	17:41:34
2	Be 313.107†	253575.2		261372.6		0.0504	mg/L	0.0504	mg/L	17:41:29
2	Ca 315.886†	675605.0		703260.1		5.035	mg/L	5.035	mg/L	17:41:29
2	Cd 228.802†	9965.5		10250.0		0.2511	mg/L	0.2511	mg/L	17:41:55
2	Co 228.616†	17011.0		17884.2		0.4889	mg/L	0.4889	mg/L	17:41:34
2	Cr 267.716†	76958.8		79253.3		0.4958	mg/L	0.4958	mg/L	17:41:34
2	Cu 324.752†	144821.8		145508.3		0.4947	mg/L	0.4947	mg/L	17:41:34
2	Fe 234.349†	120008.8		123749.8		2.499	mg/L	2.499	mg/L	17:41:34
2	Fe 238.204†	290739.8		301164.8		2.500	mg/L	2.500	mg/L	17:41:34
2	Mg 279.077†	123855.4		128568.1		4.874	mg/L	4.874	mg/L	17:41:34
2	Mn 257.610†	413822.7		428838.7		0.5060	mg/L	0.5060	mg/L	17:41:34
2	Mo 202.031†	6577.3		6813.8		0.4975	mg/L	0.4975	mg/L	17:41:55
2	Ni 231.604†	14580.1		15167.8		0.4902	mg/L	0.4902	mg/L	17:41:34
2	P 214.914†	6745.9		6958.9		4.861	mg/L	4.861	mg/L	17:41:55
2	Pb 220.353†	4083.5		4413.9		0.4918	mg/L	0.4918	mg/L	17:41:55
2	Sb 206.836†	957.1		986.5		0.4827	mg/L	0.4827	mg/L	17:41:55
2	Se 196.026†	774.6		810.7		0.9921	mg/L	0.9921	mg/L	17:41:55

2	Sn 189.927†	1799.8	1794.5	0.4980 mg/L	0.4980 mg/L	17:41:55
2	Sr 407.771†	1150080.1	1191704.3	0.0504 mg/L	0.0504 mg/L	17:41:29
2	Ti 337.279†	371057.0	388432.9	0.4861 mg/L	0.4861 mg/L	17:41:34
2	Tl 190.801†	551.1	571.3	0.5151 mg/L	0.5151 mg/L	17:41:55
2	V 292.402†	127383.5	134065.3	0.4972 mg/L	0.4972 mg/L	17:41:34
2	Zn 213.857†	37492.6	38438.4	0.4957 mg/L	0.4957 mg/L	17:41:34

Mean Data: ICV

Analyte	Mean Corrected Intensity	Calib Conc. Units	Std.Dev.	Sample Conc. Units	Std.Dev.	RSD
Y 371.029	3538849.0	0.960 mg/L	0.0005			0.05%
Ag 328.068†	77032.8	0.2518 mg/L	0.00090	0.2518 mg/L	0.00090	0.36%
QC value within limits for Ag 328.068 Recovery = 100.72%						
Al 237.313†	21699.0	2.441 mg/L	0.0117	2.441 mg/L	0.0117	0.48%
QC value within limits for Al 237.313 Recovery = 97.66%						
As 188.979†	346.5	0.4831 mg/L	0.00273	0.4831 mg/L	0.00273	0.57%
QC value within limits for As 188.979 Recovery = 96.61%						
B 182.528†	196.7	0.4879 mg/L	0.00189	0.4879 mg/L	0.00189	0.39%
QC value within limits for B 182.528 Recovery = 97.58%						
Ba 233.527†	57715.5	0.4887 mg/L	0.00341	0.4887 mg/L	0.00341	0.70%
QC value within limits for Ba 233.527 Recovery = 97.75%						
Be 313.107†	261046.1	0.0504 mg/L	0.00009	0.0504 mg/L	0.00009	0.18%
QC value within limits for Be 313.107 Recovery = 100.73%						
Ca 315.886†	703281.3	5.035 mg/L	0.0002	5.035 mg/L	0.0002	0.00%
QC value within limits for Ca 315.886 Recovery = 100.70%						
Cd 228.802†	10263.4	0.2515 mg/L	0.00047	0.2515 mg/L	0.00047	0.19%
QC value within limits for Cd 228.802 Recovery = 100.59%						
Co 228.616†	17995.7	0.4919 mg/L	0.00431	0.4919 mg/L	0.00431	0.88%
QC value within limits for Co 228.616 Recovery = 98.39%						
Cr 267.716†	79576.3	0.4978 mg/L	0.00285	0.4978 mg/L	0.00285	0.57%
QC value within limits for Cr 267.716 Recovery = 99.57%						
Cu 324.752†	146163.8	0.4969 mg/L	0.00315	0.4969 mg/L	0.00315	0.63%
QC value within limits for Cu 324.752 Recovery = 99.39%						
Fe 234.349†	124210.9	2.509 mg/L	0.0131	2.509 mg/L	0.0131	0.52%
QC value within limits for Fe 234.349 Recovery = 100.34%						
Fe 238.204†	302585.3	2.511 mg/L	0.0167	2.511 mg/L	0.0167	0.66%
QC value within limits for Fe 238.204 Recovery = 100.45%						
K 766.490†	53088.6	24.82 mg/L	0.107	24.82 mg/L	0.107	0.43%
QC value within limits for K 766.490 Recovery = 99.30%						
Li 670.784†	18713.7	0.4993 mg/L	0.00166	0.4993 mg/L	0.00166	0.33%
QC value within limits for Li 670.784 Recovery = 99.86%						
Mg 279.077†	129106.2	4.894 mg/L	0.0288	4.894 mg/L	0.0288	0.59%
QC value within limits for Mg 279.077 Recovery = 97.89%						
Mn 257.610†	430476.7	0.5080 mg/L	0.00274	0.5080 mg/L	0.00274	0.54%
QC value within limits for Mn 257.610 Recovery = 101.59%						
Mo 202.031†	6796.6	0.4963 mg/L	0.00178	0.4963 mg/L	0.00178	0.36%
QC value within limits for Mo 202.031 Recovery = 99.25%						
Na 589.592	202126.7	24.88 mg/L	0.010	24.88 mg/L	0.010	0.04%
QC value within limits for Na 589.592 Recovery = 99.50%						
Ni 231.604†	15357.8	0.4964 mg/L	0.00869	0.4964 mg/L	0.00869	1.75%
QC value within limits for Ni 231.604 Recovery = 99.28%						
P 214.914†	6970.6	4.869 mg/L	0.0115	4.869 mg/L	0.0115	0.24%
QC value within limits for P 214.914 Recovery = 97.38%						
Pb 220.353†	4434.6	0.4941 mg/L	0.00325	0.4941 mg/L	0.00325	0.66%
QC value within limits for Pb 220.353 Recovery = 98.82%						
Sb 206.836†	992.8	0.4858 mg/L	0.00438	0.4858 mg/L	0.00438	0.90%
QC value within limits for Sb 206.836 Recovery = 97.16%						
Se 196.026†	814.5	0.9967 mg/L	0.00655	0.9967 mg/L	0.00655	0.66%
QC value within limits for Se 196.026 Recovery = 99.67%						
Sn 189.927†	1799.3	0.4993 mg/L	0.00191	0.4993 mg/L	0.00191	0.38%
QC value within limits for Sn 189.927 Recovery = 99.87%						
Sr 407.771†	1191818.4	0.0504 mg/L	0.00001	0.0504 mg/L	0.00001	0.01%
QC value within limits for Sr 407.771 Recovery = 100.72%						
Ti 337.279†	389907.2	0.4879 mg/L	0.00260	0.4879 mg/L	0.00260	0.53%
QC value within limits for Ti 337.279 Recovery = 97.58%						
Tl 190.801†	562.0	0.5072 mg/L	0.01112	0.5072 mg/L	0.01112	2.19%
QC value within limits for Tl 190.801 Recovery = 101.45%						
V 292.402†	134575.4	0.4991 mg/L	0.00259	0.4991 mg/L	0.00259	0.52%
QC value within limits for V 292.402 Recovery = 99.81%						
Zn 213.857†	38627.2	0.4981 mg/L	0.00340	0.4981 mg/L	0.00340	0.68%
QC value within limits for Zn 213.857 Recovery = 99.61%						

All analyte(s) passed QC.

Sequence No.: 7

Sample ID: ICCB

Analyst:

Initial Sample Wt:

Dilution:

Autosampler Location: 1

Date Collected: 7/13/2006 5:43:34 PM

Data Type: Original

Initial Sample Vol:

Sample Prep Vol:

Replicate Data: ICCB

Repl#	Analyte	Net	Corrected	Calib.	Sample	Analysis
		Intensity	Intensity	Conc. Units	Conc. Units	Time
1	K 766.490†	446.0	12.4	0.2147 mg/L	0.2147 mg/L	17:45:07
1	Li 670.784†	101.3	58.6	0.0023 mg/L	0.0023 mg/L	17:45:07
1	Na 589.592	-1011.4	101.9	-0.2393 mg/L	-0.2393 mg/L	17:45:07
1	Y 371.029	3694944.2	3694944.2	1.00 mg/L		17:45:20
1	Ag 328.068†	-2685.9	118.3	0.0002 mg/L	0.0002 mg/L	17:45:26
1	Al 237.313†	-75.0	-16.1	0.0122 mg/L	0.0122 mg/L	17:45:46
1	As 188.979†	4.9	0.0	0.0010 mg/L	0.0010 mg/L	17:45:46
1	B 182.528†	-2.1	2.5	0.0128 mg/L	0.0128 mg/L	17:45:46
1	Ba 233.527†	-104.9	5.1	0.0012 mg/L	0.0012 mg/L	17:45:46
1	Be 313.107†	2867.5	110.3	0.0001 mg/L	0.0001 mg/L	17:45:26
1	Ca 315.886†	492.7	46.9	0.0032 mg/L	0.0032 mg/L	17:45:26
1	Cd 228.802†	121.7	-8.6	0.0003 mg/L	0.0003 mg/L	17:45:46
1	Co 228.616†	-157.7	8.4	0.0005 mg/L	0.0005 mg/L	17:45:46
1	Cr 267.716†	920.8	11.9	0.0008 mg/L	0.0008 mg/L	17:45:26
1	Cu 324.752†	5149.7	-201.6	0.0003 mg/L	0.0003 mg/L	17:45:26
1	Fe 234.349†	1318.3	64.1	0.0033 mg/L	0.0033 mg/L	17:45:46
1	Fe 238.204†	1750.1	77.9	0.0022 mg/L	0.0022 mg/L	17:45:46
1	Mg 279.077†	526.4	86.2	0.0087 mg/L	0.0087 mg/L	17:45:26
1	Mn 257.610†	1955.4	-245.6	-0.0016 mg/L	-0.0016 mg/L	17:45:26
1	Mo 202.031†	72.5	35.3	0.0025 mg/L	0.0025 mg/L	17:45:46
1	Ni 231.604†	20.5	1.8	-0.0009 mg/L	-0.0009 mg/L	17:45:46
1	P 214.914†	69.0	1.3	0.0286 mg/L	0.0286 mg/L	17:45:46
1	Pb 220.353†	-166.3	-5.3	-0.0014 mg/L	-0.0014 mg/L	17:45:46
1	Sb 206.836†	13.5	3.1	0.0019 mg/L	0.0019 mg/L	17:45:46
1	Se 196.026†	-9.9	-5.9	-0.0004 mg/L	-0.0004 mg/L	17:45:46
1	Sn 189.927†	89.4	9.1	-0.0016 mg/L	-0.0016 mg/L	17:45:46
1	Sr 407.771†	6376.9	149.5	-0.0002 mg/L	-0.0002 mg/L	17:45:20
1	Ti 337.279†	-1879.1	69.1	0.0026 mg/L	0.0026 mg/L	17:45:26
1	Tl 190.801†	15.7	12.9	0.0384 mg/L	0.0384 mg/L	17:45:46
1	V 292.402†	-1394.3	-6.7	0.0020 mg/L	0.0020 mg/L	17:45:26
1	Zn 213.857†	623.6	8.2	0.0015 mg/L	0.0015 mg/L	17:45:46
2	K 766.490†	454.0	18.5	0.2175 mg/L	0.2175 mg/L	17:45:12
2	Li 670.784†	95.8	52.8	0.0022 mg/L	0.0022 mg/L	17:45:12
2	Na 589.592	-1020.3	93.0	-0.2404 mg/L	-0.2404 mg/L	17:45:12
2	Y 371.029	3710212.3	3710212.3	1.01 mg/L		17:45:52
2	Ag 328.068†	-2719.0	96.5	0.0001 mg/L	0.0001 mg/L	17:45:57
2	Al 237.313†	-68.0	-8.8	0.0130 mg/L	0.0130 mg/L	17:46:17
2	As 188.979†	6.5	1.6	0.0032 mg/L	0.0032 mg/L	17:46:17
2	B 182.528†	-2.6	2.1	0.0118 mg/L	0.0118 mg/L	17:46:17
2	Ba 233.527†	-90.0	20.3	0.0014 mg/L	0.0014 mg/L	17:46:17
2	Be 313.107†	2871.1	102.1	0.0001 mg/L	0.0001 mg/L	17:45:57
2	Ca 315.886†	471.9	24.2	0.0031 mg/L	0.0031 mg/L	17:45:57
2	Cd 228.802†	131.3	0.4	0.0005 mg/L	0.0005 mg/L	17:46:17
2	Co 228.616†	-169.3	-2.4	0.0002 mg/L	0.0002 mg/L	17:46:17
2	Cr 267.716†	888.5	-23.9	0.0006 mg/L	0.0006 mg/L	17:45:57
2	Cu 324.752†	5178.4	-194.2	0.0003 mg/L	0.0003 mg/L	17:45:57
2	Fe 234.349†	1297.7	38.3	0.0027 mg/L	0.0027 mg/L	17:46:17
2	Fe 238.204†	1711.7	32.5	0.0018 mg/L	0.0018 mg/L	17:46:17
2	Mg 279.077†	430.8	-10.9	0.0051 mg/L	0.0051 mg/L	17:45:57
2	Mn 257.610†	1972.0	-237.2	-0.0016 mg/L	-0.0016 mg/L	17:45:57
2	Mo 202.031†	39.3	2.0	0.0000 mg/L	0.0000 mg/L	17:46:17
2	Ni 231.604†	23.9	5.1	-0.0008 mg/L	-0.0008 mg/L	17:46:17
2	P 214.914†	83.6	15.4	0.0385 mg/L	0.0385 mg/L	17:46:17
2	Pb 220.353†	-164.8	-3.1	-0.0011 mg/L	-0.0011 mg/L	17:46:17
2	Sb 206.836†	15.5	5.0	0.0028 mg/L	0.0028 mg/L	17:46:17
2	Se 196.026†	-10.0	-6.0	-0.0005 mg/L	-0.0005 mg/L	17:46:17
2	Sn 189.927†	78.7	-1.9	-0.0047 mg/L	-0.0047 mg/L	17:46:17
2	Sr 407.771†	6134.1	-117.8	-0.0002 mg/L	-0.0002 mg/L	17:45:52
2	Ti 337.279†	-1938.8	17.5	0.0025 mg/L	0.0025 mg/L	17:45:57

2	Tl 190.801†	16.0	13.1	0.0386 mg/L	0.0386 mg/L	17:46:17
2	V 292.402†	-1446.9	-53.3	0.0018 mg/L	0.0018 mg/L	17:45:57
2	Zn 213.857†	628.5	10.6	0.0016 mg/L	0.0016 mg/L	17:46:17

Mean Data: ICCB

Analyte	Mean Corrected Intensity	Conc.	Calib Units	Std.Dev.	Conc. Units	Std.Dev.	RSD
Y 371.029	3702578.3	1.00	mg/L	0.003			0.29%
Ag 328.068†	107.4	0.0001	mg/L	0.00005	0.0001 mg/L	0.00005	38.16%
	QC value within limits for Ag 328.068	Recovery =	Not calculated				
Al 237.313†	-12.5	0.0126	mg/L	0.00058	0.0126 mg/L	0.00058	4.59%
	QC value within limits for Al 237.313	Recovery =	Not calculated				
As 188.979†	0.8	0.0021	mg/L	0.00154	0.0021 mg/L	0.00154	73.71%
	QC value within limits for As 188.979	Recovery =	Not calculated				
B 182.528†	2.3	0.0123	mg/L	0.00072	0.0123 mg/L	0.00072	5.87%
	QC value within limits for B 182.528	Recovery =	Not calculated				
Ba 233.527†	12.7	0.0013	mg/L	0.00009	0.0013 mg/L	0.00009	6.94%
	QC value within limits for Ba 233.527	Recovery =	Not calculated				
Be 313.107†	106.2	0.0001	mg/L	0.00000	0.0001 mg/L	0.00000	1.50%
	QC value within limits for Be 313.107	Recovery =	Not calculated				
Ca 315.886†	35.5	0.0032	mg/L	0.00011	0.0032 mg/L	0.00011	3.60%
	QC value within limits for Ca 315.886	Recovery =	Not calculated				
Cd 228.802†	-4.1	0.0004	mg/L	0.00015	0.0004 mg/L	0.00015	33.41%
	QC value within limits for Cd 228.802	Recovery =	Not calculated				
Co 228.616†	3.0	0.0004	mg/L	0.00021	0.0004 mg/L	0.00021	58.20%
	QC value within limits for Co 228.616	Recovery =	Not calculated				
Cr 267.716†	-6.0	0.0007	mg/L	0.00016	0.0007 mg/L	0.00016	22.30%
	QC value within limits for Cr 267.716	Recovery =	Not calculated				
Cu 324.752†	-197.9	0.0003	mg/L	0.00002	0.0003 mg/L	0.00002	5.58%
	QC value within limits for Cu 324.752	Recovery =	Not calculated				
Fe 234.349†	51.2	0.0030	mg/L	0.00037	0.0030 mg/L	0.00037	12.34%
	QC value within limits for Fe 234.349	Recovery =	Not calculated				
Fe 238.204†	55.2	0.0020	mg/L	0.00027	0.0020 mg/L	0.00027	13.43%
	QC value within limits for Fe 238.204	Recovery =	Not calculated				
K 766.490†	15.5	0.2161	mg/L	0.00200	0.2161 mg/L	0.00200	0.92%
	QC value greater than the upper limit for K 766.490	Recovery =	Not calculated				
Li 670.784†	55.7	0.0023	mg/L	0.00011	0.0023 mg/L	0.00011	4.87%
	QC value within limits for Li 670.784	Recovery =	Not calculated				
Mg 279.077†	37.6	0.0069	mg/L	0.00260	0.0069 mg/L	0.00260	37.61%
	QC value within limits for Mg 279.077	Recovery =	Not calculated				
Mn 257.610†	-241.4	-0.0016	mg/L	0.00001	-0.0016 mg/L	0.00001	0.45%
	QC value within limits for Mn 257.610	Recovery =	Not calculated				
Mo 202.031†	18.7	0.0013	mg/L	0.00172	0.0013 mg/L	0.00172	136.26%
	QC value within limits for Mo 202.031	Recovery =	Not calculated				
Na 589.592	97.4	-0.2398	mg/L	0.00078	-0.2398 mg/L	0.00078	0.32%
	QC value within limits for Na 589.592	Recovery =	Not calculated				
Ni 231.604†	3.5	-0.0008	mg/L	0.00008	-0.0008 mg/L	0.00008	9.10%
	QC value within limits for Ni 231.604	Recovery =	Not calculated				
P 214.914†	8.3	0.0335	mg/L	0.00696	0.0335 mg/L	0.00696	20.77%
	QC value within limits for P 214.914	Recovery =	Not calculated				
Pb 220.353†	-4.2	-0.0013	mg/L	0.00017	-0.0013 mg/L	0.00017	13.20%
	QC value within limits for Pb 220.353	Recovery =	Not calculated				
Sb 206.836†	4.1	0.0024	mg/L	0.00068	0.0024 mg/L	0.00068	28.81%
	QC value within limits for Sb 206.836	Recovery =	Not calculated				
Se 196.026†	-5.9	-0.0004	mg/L	0.00007	-0.0004 mg/L	0.00007	15.36%
	QC value within limits for Se 196.026	Recovery =	Not calculated				
Sn 189.927†	-3.6	-0.0032	mg/L	0.00217	-0.0032 mg/L	0.00217	68.75%
	QC value within limits for Sn 189.927	Recovery =	Not calculated				
Sr 407.771†	15.9	-0.0002	mg/L	0.00001	-0.0002 mg/L	0.00001	4.60%
	QC value within limits for Sr 407.771	Recovery =	Not calculated				
Ti 337.279†	43.3	0.0026	mg/L	0.00005	0.0026 mg/L	0.00005	1.76%
	QC value within limits for Ti 337.279	Recovery =	Not calculated				
Tl 190.801†	13.0	0.0385	mg/L	0.00014	0.0385 mg/L	0.00014	0.37%
	QC value greater than the upper limit for Tl 190.801	Recovery =	Not calculated				
V 292.402†	-30.0	0.0019	mg/L	0.00015	0.0019 mg/L	0.00015	7.91%
	QC value within limits for V 292.402	Recovery =	Not calculated				
Zn 213.857†	9.4	0.0015	mg/L	0.00002	0.0015 mg/L	0.00002	1.35%
	QC value within limits for Zn 213.857	Recovery =	Not calculated				
	QC Failed. Continue with analysis.						

Sequence No.: 8
 Sample ID: CRI1
 Analyst:
 Initial Sample Wt:
 Dilution:

Autosampler Location: 6
 Date Collected: 7/13/2006 5:47:54 PM
 Data Type: Original
 Initial Sample Vol:
 Sample Prep Vol:

Replicate Data: CRI1

Repl#	Analyte	Net Intensity	Corrected Intensity	Calib. Conc.	Units	Sample Conc.	Units	Analysis Time
1	K 766.490†	5536.6	5099.0	2.573	mg/L	2.573	mg/L	17:49:30
1	Li 670.784†	1951.8	1907.5	0.0516	mg/L	0.0516	mg/L	17:49:30
1	Na 589.592	19481.7	20595.0	2.308	mg/L	2.308	mg/L	17:49:30
1	Y 371.029	3688190.5	3688190.5	1.00	mg/L			17:49:44
1	Ag 328.068†	4467.5	7260.0	0.0235	mg/L	0.0235	mg/L	17:49:49
1	Al 237.313†	2089.0	2145.7	0.2540	mg/L	0.2540	mg/L	17:49:49
1	As 188.979†	39.1	34.1	0.0484	mg/L	0.0484	mg/L	17:50:09
1	B 182.528†	16.8	21.5	0.0591	mg/L	0.0591	mg/L	17:50:09
1	Ba 233.527†	5635.6	5739.9	0.0497	mg/L	0.0497	mg/L	17:49:49
1	Be 313.107†	27612.9	24837.0	0.0048	mg/L	0.0048	mg/L	17:49:49
1	Ca 315.886†	69530.6	69019.1	0.4968	mg/L	0.4968	mg/L	17:49:49
1	Cd 228.802†	1109.4	978.4	0.0245	mg/L	0.0245	mg/L	17:50:09
1	Co 228.616†	1637.5	1801.6	0.0495	mg/L	0.0495	mg/L	17:50:09
1	Cr 267.716†	8573.9	7659.3	0.0486	mg/L	0.0486	mg/L	17:49:49
1	Cu 324.752†	19236.0	13880.5	0.0481	mg/L	0.0481	mg/L	17:49:49
1	Fe 234.349†	13389.6	12126.2	0.2467	mg/L	0.2467	mg/L	17:49:49
1	Fe 238.204†	31384.6	29687.0	0.2478	mg/L	0.2478	mg/L	17:49:49
1	Mg 279.077†	13300.3	12848.7	0.4920	mg/L	0.4920	mg/L	17:49:49
1	Mn 257.610†	44465.9	42227.5	0.0487	mg/L	0.0487	mg/L	17:49:49
1	Mo 202.031†	719.3	681.6	0.0497	mg/L	0.0497	mg/L	17:50:09
1	Ni 231.604†	1543.6	1523.4	0.0484	mg/L	0.0484	mg/L	17:50:09
1	P 214.914†	756.9	688.6	0.5060	mg/L	0.5060	mg/L	17:50:09
1	Pb 220.353†	286.3	446.6	0.0490	mg/L	0.0490	mg/L	17:50:09
1	Sb 206.836†	122.7	112.3	0.0554	mg/L	0.0554	mg/L	17:50:09
1	Se 196.026†	66.6	70.5	0.0924	mg/L	0.0924	mg/L	17:50:09
1	Sn 189.927†	252.2	171.8	0.0439	mg/L	0.0439	mg/L	17:50:09
1	Sr 407.771†	125400.4	119069.9	0.0049	mg/L	0.0049	mg/L	17:49:44
1	Ti 337.279†	36846.4	38753.8	0.0508	mg/L	0.0508	mg/L	17:49:49
1	Tl 190.801†	46.9	44.1	0.0651	mg/L	0.0651	mg/L	17:50:09
1	V 292.402†	11707.6	13079.9	0.0503	mg/L	0.0503	mg/L	17:49:49
1	Zn 213.857†	4348.3	3730.5	0.0494	mg/L	0.0494	mg/L	17:50:09
2	K 766.490†	5631.6	5222.4	2.630	mg/L	2.630	mg/L	17:49:36
2	Li 670.784†	1910.4	1875.9	0.0508	mg/L	0.0508	mg/L	17:49:36
2	Na 589.592	19651.9	20765.2	2.329	mg/L	2.329	mg/L	17:49:36
2	Y 371.029	3669544.1	3669544.1	0.996	mg/L			17:50:15
2	Ag 328.068†	4622.4	7438.2	0.0241	mg/L	0.0241	mg/L	17:50:21
2	Al 237.313†	2117.2	2184.6	0.2584	mg/L	0.2584	mg/L	17:50:21
2	As 188.979†	38.4	33.6	0.0478	mg/L	0.0478	mg/L	17:50:41
2	B 182.528†	14.6	19.3	0.0539	mg/L	0.0539	mg/L	17:50:41
2	Ba 233.527†	5635.9	5768.8	0.0499	mg/L	0.0499	mg/L	17:50:21
2	Be 313.107†	27597.1	24961.3	0.0049	mg/L	0.0049	mg/L	17:50:21
2	Ca 315.886†	69258.9	69099.2	0.4973	mg/L	0.4973	mg/L	17:50:21
2	Cd 228.802†	1115.9	990.5	0.0248	mg/L	0.0248	mg/L	17:50:41
2	Co 228.616†	1618.5	1790.8	0.0492	mg/L	0.0492	mg/L	17:50:41
2	Cr 267.716†	8677.9	7807.3	0.0495	mg/L	0.0495	mg/L	17:50:21
2	Cu 324.752†	19262.6	14004.9	0.0485	mg/L	0.0485	mg/L	17:50:21
2	Fe 234.349†	13426.8	12231.5	0.2488	mg/L	0.2488	mg/L	17:50:21
2	Fe 238.204†	31383.4	29845.1	0.2491	mg/L	0.2491	mg/L	17:50:21
2	Mg 279.077†	13170.4	12785.8	0.4897	mg/L	0.4897	mg/L	17:50:21
2	Mn 257.610†	44296.0	42282.6	0.0487	mg/L	0.0487	mg/L	17:50:21
2	Mo 202.031†	715.5	681.5	0.0497	mg/L	0.0497	mg/L	17:50:41
2	Ni 231.604†	1530.7	1518.3	0.0482	mg/L	0.0482	mg/L	17:50:41
2	P 214.914†	737.6	673.0	0.4952	mg/L	0.4952	mg/L	17:50:41
2	Pb 220.353†	275.0	436.7	0.0479	mg/L	0.0479	mg/L	17:50:41
2	Sb 206.836†	103.2	93.3	0.0459	mg/L	0.0459	mg/L	17:50:41
2	Se 196.026†	68.1	72.3	0.0947	mg/L	0.0947	mg/L	17:50:41
2	Sn 189.927†	247.0	167.9	0.0428	mg/L	0.0428	mg/L	17:50:41
2	Sr 407.771†	124727.3	119030.6	0.0049	mg/L	0.0049	mg/L	17:50:15
2	Ti 337.279†	36681.5	38775.3	0.0508	mg/L	0.0508	mg/L	17:50:21
2	Tl 190.801†	52.2	49.7	0.0699	mg/L	0.0699	mg/L	17:50:41
2	V 292.402†	11668.2	13099.8	0.0504	mg/L	0.0504	mg/L	17:50:21
2	Zn 213.857†	4304.0	3708.1	0.0491	mg/L	0.0491	mg/L	17:50:41

Mean Data: CRI1

Analyte	Mean Corrected Intensity	Calib Conc. Units	Std.Dev.	Sample Conc. Units	Std.Dev.	RSD
Y 371.029	3678867.3	0.998 mg/L	0.0036			0.36%
Ag 328.068†	7349.1	0.0238 mg/L	0.00041	0.0238 mg/L	0.00041	1.73%
QC value within limits for Ag		328.068	Recovery = 95.31%			
Al 237.313†	2165.1	0.2562 mg/L	0.00308	0.2562 mg/L	0.00308	1.20%
QC value within limits for Al		237.313	Recovery = 102.48%			
As 188.979†	33.9	0.0481 mg/L	0.00049	0.0481 mg/L	0.00049	1.01%
QC value within limits for As		188.979	Recovery = 96.20%			
B 182.528†	20.4	0.0565 mg/L	0.00369	0.0565 mg/L	0.00369	6.53%
QC value within limits for B		182.528	Recovery = 112.97%			
Ba 233.527†	5754.4	0.0498 mg/L	0.00017	0.0498 mg/L	0.00017	0.35%
QC value within limits for Ba		233.527	Recovery = 99.60%			
Be 313.107†	24899.2	0.0049 mg/L	0.00002	0.0049 mg/L	0.00002	0.35%
QC value within limits for Be		313.107	Recovery = 97.03%			
Ca 315.886†	69059.2	0.4970 mg/L	0.00041	0.4970 mg/L	0.00041	0.08%
QC value within limits for Ca		315.886	Recovery = 99.41%			
Cd 228.802†	984.4	0.0246 mg/L	0.00021	0.0246 mg/L	0.00021	0.86%
QC value within limits for Cd		228.802	Recovery = 98.46%			
Co 228.616†	1796.2	0.0494 mg/L	0.00021	0.0494 mg/L	0.00021	0.42%
QC value within limits for Co		228.616	Recovery = 98.70%			
Cr 267.716†	7733.3	0.0491 mg/L	0.00065	0.0491 mg/L	0.00065	1.33%
QC value within limits for Cr		267.716	Recovery = 98.11%			
Cu 324.752†	13942.7	0.0483 mg/L	0.00030	0.0483 mg/L	0.00030	0.62%
QC value within limits for Cu		324.752	Recovery = 96.60%			
Fe 234.349†	12178.9	0.2477 mg/L	0.00151	0.2477 mg/L	0.00151	0.61%
QC value within limits for Fe		234.349	Recovery = 99.10%			
Fe 238.204†	29766.0	0.2484 mg/L	0.00093	0.2484 mg/L	0.00093	0.37%
QC value within limits for Fe		238.204	Recovery = 99.37%			
K 766.490†	5160.7	2.602 mg/L	0.0405	2.602 mg/L	0.0405	1.56%
QC value within limits for K		766.490	Recovery = 104.07%			
Li 670.784†	1891.7	0.0512 mg/L	0.00060	0.0512 mg/L	0.00060	1.16%
QC value within limits for Li		670.784	Recovery = 102.35%			
Mg 279.077†	12817.3	0.4908 mg/L	0.00168	0.4908 mg/L	0.00168	0.34%
QC value within limits for Mg		279.077	Recovery = 98.17%			
Mn 257.610†	42255.0	0.0487 mg/L	0.00005	0.0487 mg/L	0.00005	0.09%
QC value within limits for Mn		257.610	Recovery = 97.42%			
Mo 202.031†	681.5	0.0497 mg/L	0.00001	0.0497 mg/L	0.00001	0.02%
QC value within limits for Mo		202.031	Recovery = 99.35%			
Na 589.592	20680.1	2.319 mg/L	0.0150	2.319 mg/L	0.0150	0.64%
QC value within limits for Na		589.592	Recovery = 92.76%			
Ni 231.604†	1520.9	0.0483 mg/L	0.00012	0.0483 mg/L	0.00012	0.24%
QC value within limits for Ni		231.604	Recovery = 96.62%			
P 214.914†	680.8	0.5006 mg/L	0.00764	0.5006 mg/L	0.00764	1.53%
QC value within limits for P		214.914	Recovery = 100.12%			
Pb 220.353†	441.6	0.0485 mg/L	0.00078	0.0485 mg/L	0.00078	1.62%
QC value within limits for Pb		220.353	Recovery = 96.97%			
Sb 206.836†	102.8	0.0506 mg/L	0.00672	0.0506 mg/L	0.00672	13.27%
QC value within limits for Sb		206.836	Recovery = 101.29%			
Se 196.026†	71.4	0.0936 mg/L	0.00157	0.0936 mg/L	0.00157	1.68%
QC value within limits for Se		196.026	Recovery = 93.55%			
Sn 189.927†	169.9	0.0434 mg/L	0.00077	0.0434 mg/L	0.00077	1.78%
QC value within limits for Sn		189.927	Recovery = 86.75%			
Sr 407.771†	119050.3	0.0049 mg/L	0.00000	0.0049 mg/L	0.00000	0.02%
QC value within limits for Sr		407.771	Recovery = 97.46%			
Ti 337.279†	38764.6	0.0508 mg/L	0.00002	0.0508 mg/L	0.00002	0.04%
QC value within limits for Ti		337.279	Recovery = 101.56%			
Tl 190.801†	46.9	0.0675 mg/L	0.00336	0.0675 mg/L	0.00336	4.98%
QC value greater than the upper limit for Tl		190.801	Recovery = 135.01%			
V 292.402†	13089.9	0.0503 mg/L	0.00005	0.0503 mg/L	0.00005	0.10%
QC value within limits for V		292.402	Recovery = 100.68%			
Zn 213.857†	3719.3	0.0492 mg/L	0.00020	0.0492 mg/L	0.00020	0.41%
QC value within limits for Zn		213.857	Recovery = 98.46%			
QC Failed. Continue with analysis.						

Sequence No.: 9
Sample ID: CRI2
Analyst:

Autosampler Location: 7
Date Collected: 7/13/2006 5:52:20 PM
Data Type: Original

Initial Sample Wt:
Dilution:Initial Sample Vol:
Sample Prep Vol:-----
Replicate Data: CRI2

Repl#	Analyte	Net Intensity	Corrected Intensity	Calib. Conc. Units	Sample Conc. Units	Analysis Time
1	K 766.490†	2463.8	2043.5	1.156 mg/L	1.156 mg/L	17:53:57
1	Li 670.784†	798.2	759.7	0.0210 mg/L	0.0210 mg/L	17:53:57
1	Na 589.592	6848.1	7961.4	0.7378 mg/L	0.7378 mg/L	17:53:57
1	Y 371.029	3666877.5	3666877.5	0.995 mg/L		17:54:10
1	Ag 328.068†	-31.3	2765.3	0.0088 mg/L	0.0088 mg/L	17:54:15
1	Al 237.313†	832.6	895.3	0.1142 mg/L	0.1142 mg/L	17:54:35
1	As 188.979†	13.7	8.9	0.0133 mg/L	0.0133 mg/L	17:54:35
1	B 182.528†	5.4	10.0	0.0312 mg/L	0.0312 mg/L	17:54:35
1	Ba 233.527†	2126.9	2246.9	0.0202 mg/L	0.0202 mg/L	17:54:35
1	Be 313.107†	12627.5	9939.4	0.0020 mg/L	0.0020 mg/L	17:54:15
1	Ca 315.886†	27982.4	27673.5	0.2009 mg/L	0.2009 mg/L	17:54:15
1	Cd 228.802†	511.5	383.9	0.0100 mg/L	0.0100 mg/L	17:54:35
1	Co 228.616†	522.9	691.1	0.0192 mg/L	0.0192 mg/L	17:54:35
1	Cr 267.716†	4000.5	3113.5	0.0202 mg/L	0.0202 mg/L	17:54:15
1	Cu 324.752†	10481.5	5195.3	0.0186 mg/L	0.0186 mg/L	17:54:15
1	Fe 234.349†	5964.5	4742.9	0.0977 mg/L	0.0977 mg/L	17:54:15
1	Fe 238.204†	13314.3	11711.4	0.0987 mg/L	0.0987 mg/L	17:54:15
1	Mg 279.077†	5545.7	5133.9	0.1999 mg/L	0.1999 mg/L	17:54:15
1	Mn 257.610†	18608.2	16502.8	0.0182 mg/L	0.0182 mg/L	17:54:15
1	Mo 202.031†	294.1	258.5	0.0188 mg/L	0.0188 mg/L	17:54:35
1	Ni 231.604†	612.7	597.0	0.0184 mg/L	0.0184 mg/L	17:54:35
1	P 214.914†	330.5	264.5	0.2115 mg/L	0.2115 mg/L	17:54:35
1	Pb 220.353†	17.1	177.7	0.0190 mg/L	0.0190 mg/L	17:54:35
1	Sb 206.836†	51.7	41.6	0.0207 mg/L	0.0207 mg/L	17:54:35
1	Se 196.026†	23.7	27.8	0.0405 mg/L	0.0405 mg/L	17:54:35
1	Sn 189.927†	151.6	72.2	0.0160 mg/L	0.0160 mg/L	17:54:35
1	Sr 407.771†	52608.7	46653.8	0.0018 mg/L	0.0018 mg/L	17:54:10
1	Ti 337.279†	13424.5	15432.5	0.0217 mg/L	0.0217 mg/L	17:54:15
1	Tl 190.801†	20.1	17.5	0.0424 mg/L	0.0424 mg/L	17:54:35
1	V 292.402†	3788.9	5190.9	0.0211 mg/L	0.0211 mg/L	17:54:15
1	Zn 213.857†	2048.1	1444.5	0.0200 mg/L	0.0200 mg/L	17:54:35
2	K 766.490†	2531.7	2098.7	1.182 mg/L	1.182 mg/L	17:54:02
2	Li 670.784†	811.4	768.8	0.0213 mg/L	0.0213 mg/L	17:54:02
2	Na 589.592	7049.6	8162.9	0.7628 mg/L	0.7628 mg/L	17:54:02
2	Y 371.029	3685659.6	3685659.6	1.00 mg/L		17:54:41
2	Ag 328.068†	138.4	2935.2	0.0094 mg/L	0.0094 mg/L	17:54:47
2	Al 237.313†	824.3	882.7	0.1127 mg/L	0.1127 mg/L	17:55:07
2	As 188.979†	17.5	12.6	0.0185 mg/L	0.0185 mg/L	17:55:07
2	B 182.528†	4.8	9.5	0.0298 mg/L	0.0298 mg/L	17:55:07
2	Ba 233.527†	2120.9	2230.1	0.0200 mg/L	0.0200 mg/L	17:55:07
2	Be 313.107†	12575.0	9822.2	0.0019 mg/L	0.0019 mg/L	17:54:47
2	Ca 315.886†	27795.8	27343.6	0.1986 mg/L	0.1986 mg/L	17:54:47
2	Cd 228.802†	507.9	377.7	0.0098 mg/L	0.0098 mg/L	17:55:07
2	Co 228.616†	541.4	706.9	0.0196 mg/L	0.0196 mg/L	17:55:07
2	Cr 267.716†	3895.8	2988.4	0.0194 mg/L	0.0194 mg/L	17:54:47
2	Cu 324.752†	10551.5	5211.7	0.0187 mg/L	0.0187 mg/L	17:54:47
2	Fe 234.349†	6000.7	4748.6	0.0978 mg/L	0.0978 mg/L	17:54:47
2	Fe 238.204†	13223.6	11552.6	0.0973 mg/L	0.0973 mg/L	17:54:47
2	Mg 279.077†	5365.1	4924.8	0.1920 mg/L	0.1920 mg/L	17:54:47
2	Mn 257.610†	18540.1	16339.3	0.0181 mg/L	0.0181 mg/L	17:54:47
2	Mo 202.031†	313.1	276.1	0.0201 mg/L	0.0201 mg/L	17:55:07
2	Ni 231.604†	606.8	588.0	0.0181 mg/L	0.0181 mg/L	17:55:07
2	P 214.914†	331.1	263.4	0.2107 mg/L	0.2107 mg/L	17:55:07
2	Pb 220.353†	26.3	186.9	0.0201 mg/L	0.0201 mg/L	17:55:07
2	Sb 206.836†	58.9	48.5	0.0242 mg/L	0.0242 mg/L	17:55:07
2	Se 196.026†	27.2	31.1	0.0446 mg/L	0.0446 mg/L	17:55:07
2	Sn 189.927†	147.6	67.5	0.0147 mg/L	0.0147 mg/L	17:55:07
2	Sr 407.771†	52695.3	46471.0	0.0018 mg/L	0.0018 mg/L	17:54:41
2	Ti 337.279†	13321.1	15260.4	0.0215 mg/L	0.0215 mg/L	17:54:47
2	Tl 190.801†	31.7	29.0	0.0521 mg/L	0.0521 mg/L	17:55:07
2	V 292.402†	3719.2	5101.8	0.0208 mg/L	0.0208 mg/L	17:54:47
2	Zn 213.857†	2045.2	1431.0	0.0198 mg/L	0.0198 mg/L	17:55:07

Mean Data: CRI2

Analyte	Mean Corrected Intensity	Conc.	Calib Units	Std.Dev.	Sample Conc. Units	Std.Dev.	RSD
Y 371.029	3676268.5	0.998	mg/L	0.0036			0.36%
Ag 328.068†	2850.3	0.0091	mg/L	0.00039	0.0091 mg/L	0.00039	4.31%
QC value within limits for Ag	328.068	Recovery = 91.09%					
Al 237.313†	889.0	0.1134	mg/L	0.00100	0.1134 mg/L	0.00100	0.88%
QC value within limits for Al	237.313	Recovery = 113.45%					
As 188.979†	10.7	0.0159	mg/L	0.00363	0.0159 mg/L	0.00363	22.83%
QC value within limits for As	188.979	Recovery = 79.44%					
B 182.528†	9.8	0.0305	mg/L	0.00098	0.0305 mg/L	0.00098	3.23%
QC value greater than the upper limit for B	182.528	Recovery = 152.33%					
Ba 233.527†	2238.5	0.0201	mg/L	0.00010	0.0201 mg/L	0.00010	0.50%
QC value within limits for Ba	233.527	Recovery = 100.49%					
Be 313.107†	9880.8	0.0020	mg/L	0.00002	0.0020 mg/L	0.00002	0.82%
QC value within limits for Be	313.107	Recovery = 97.90%					
Ca 315.886†	27508.5	0.1997	mg/L	0.00167	0.1997 mg/L	0.00167	0.84%
QC value within limits for Ca	315.886	Recovery = 99.87%					
Cd 228.802†	380.8	0.0099	mg/L	0.00013	0.0099 mg/L	0.00013	1.28%
QC value within limits for Cd	228.802	Recovery = 98.74%					
Co 228.616†	699.0	0.0194	mg/L	0.00031	0.0194 mg/L	0.00031	1.58%
QC value within limits for Co	228.616	Recovery = 96.87%					
Cr 267.716†	3051.0	0.0198	mg/L	0.00055	0.0198 mg/L	0.00055	2.79%
QC value within limits for Cr	267.716	Recovery = 99.03%					
Cu 324.752†	5203.5	0.0186	mg/L	0.00004	0.0186 mg/L	0.00004	0.21%
QC value within limits for Cu	324.752	Recovery = 93.25%					
Fe 234.349†	4745.8	0.0977	mg/L	0.00008	0.0977 mg/L	0.00008	0.09%
QC value within limits for Fe	234.349	Recovery = 97.74%					
Fe 238.204†	11632.0	0.0980	mg/L	0.00093	0.0980 mg/L	0.00093	0.95%
QC value within limits for Fe	238.204	Recovery = 98.00%					
K 766.490†	2071.1	1.169	mg/L	0.0181	1.169 mg/L	0.0181	1.55%
QC value within limits for K	766.490	Recovery = 116.92%					
Li 670.784†	764.3	0.0211	mg/L	0.00017	0.0211 mg/L	0.00017	0.81%
QC value within limits for Li	670.784	Recovery = 105.70%					
Mg 279.077†	5029.4	0.1959	mg/L	0.00559	0.1959 mg/L	0.00559	2.85%
QC value within limits for Mg	279.077	Recovery = 97.97%					
Mn 257.610†	16421.0	0.0181	mg/L	0.00014	0.0181 mg/L	0.00014	0.75%
QC value within limits for Mn	257.610	Recovery = 90.74%					
Mo 202.031†	267.3	0.0194	mg/L	0.00091	0.0194 mg/L	0.00091	4.66%
QC value within limits for Mo	202.031	Recovery = 97.10%					
Na 589.592	8062.2	0.7503	mg/L	0.01772	0.7503 mg/L	0.01772	2.36%
QC value within limits for Na	589.592	Recovery = 75.03%					
Ni 231.604†	592.5	0.0182	mg/L	0.00020	0.0182 mg/L	0.00020	1.12%
QC value within limits for Ni	231.604	Recovery = 91.25%					
P 214.914†	264.0	0.2111	mg/L	0.00058	0.2111 mg/L	0.00058	0.27%
QC value within limits for P	214.914	Recovery = 105.54%					
Pb 220.353†	182.3	0.0195	mg/L	0.00072	0.0195 mg/L	0.00072	3.70%
QC value within limits for Pb	220.353	Recovery = 97.70%					
Sb 206.836†	45.1	0.0224	mg/L	0.00247	0.0224 mg/L	0.00247	11.02%
QC value within limits for Sb	206.836	Recovery = 112.16%					
Se 196.026†	29.5	0.0426	mg/L	0.00284	0.0426 mg/L	0.00284	6.68%
QC value within limits for Se	196.026	Recovery = 106.39%					
Sn 189.927†	69.9	0.0154	mg/L	0.00093	0.0154 mg/L	0.00093	6.03%
QC value within limits for Sn	189.927	Recovery = 76.93%					
Sr 407.771†	46562.4	0.0018	mg/L	0.00001	0.0018 mg/L	0.00001	0.30%
QC value within limits for Sr	407.771	Recovery = 89.97%					
Ti 337.279†	15346.4	0.0216	mg/L	0.00015	0.0216 mg/L	0.00015	0.70%
QC value within limits for Ti	337.279	Recovery = 108.14%					
Tl 190.801†	23.2	0.0473	mg/L	0.00690	0.0473 mg/L	0.00690	14.61%
QC value greater than the upper limit for Tl	190.801	Recovery = 236.30%					
V 292.402†	5146.3	0.0210	mg/L	0.00021	0.0210 mg/L	0.00021	1.02%
QC value within limits for V	292.402	Recovery = 104.92%					
Zn 213.857†	1437.7	0.0199	mg/L	0.00012	0.0199 mg/L	0.00012	0.61%
QC value within limits for Zn	213.857	Recovery = 99.52%					

QC Failed. Continue with analysis.

Sequence No.: 10
 Sample ID: CRI3
 Analyst:
 Initial Sample Wt:
 Dilution:

Autosampler Location: 8
 Date Collected: 7/13/2006 5:56:47 PM
 Data Type: Original
 Initial Sample Vol:
 Sample Prep Vol:

Replicate Data: CRI3

Repl#	Analyte	Net	Corrected	Calib.		Sample		Analysis Time
		Intensity	Intensity	Conc.	Units	Conc.	Units	
1	K 766.490†	1502.2	1068.4	0.7043	mg/L	0.7043	mg/L	17:58:2
1	Li 670.784†	465.4	422.6	0.0120	mg/L	0.0120	mg/L	17:58:2
1	Na 589.592	2992.8	4106.1	0.2585	mg/L	0.2585	mg/L	17:58:2
1	Y 371.029	3688360.5	3688360.5	1.00	mg/L			17:58:4
1	Ag 328.068†	-1518.3	1280.0	0.0040	mg/L	0.0040	mg/L	17:58:4
1	Al 237.313†	392.8	451.1	0.0645	mg/L	0.0645	mg/L	17:59:0
1	As 188.979†	16.3	11.4	0.0168	mg/L	0.0168	mg/L	17:59:0
1	B 182.528†	-4.2	0.5	0.0077	mg/L	0.0077	mg/L	17:59:0
1	Ba 233.527†	1017.4	1126.1	0.0107	mg/L	0.0107	mg/L	17:59:0
1	Be 313.107†	7543.5	4786.6	0.0010	mg/L	0.0010	mg/L	17:58:4
1	Ca 315.886†	14002.4	13543.8	0.0998	mg/L	0.0998	mg/L	17:58:4
1	Cd 228.802†	325.8	195.5	0.0053	mg/L	0.0053	mg/L	17:59:0
1	Co 228.616†	171.0	336.5	0.0095	mg/L	0.0095	mg/L	17:59:0
1	Cr 267.716†	2395.1	1486.4	0.0100	mg/L	0.0100	mg/L	17:58:4
1	Cu 324.752†	7505.2	2160.8	0.0083	mg/L	0.0083	mg/L	17:58:4
1	Fe 234.349†	3566.2	2312.1	0.0486	mg/L	0.0486	mg/L	17:58:4
1	Fe 238.204†	7347.1	5672.3	0.0486	mg/L	0.0486	mg/L	17:58:4
1	Mg 279.077†	2943.8	2502.1	0.1002	mg/L	0.1002	mg/L	17:58:4
1	Mn 257.610†	10075.3	7869.5	0.0080	mg/L	0.0080	mg/L	17:58:4
1	Mo 202.031†	174.6	137.5	0.0099	mg/L	0.0099	mg/L	17:59:0
1	Ni 231.604†	312.0	293.1	0.0086	mg/L	0.0086	mg/L	17:59:0
1	P 214.914†	214.6	146.7	0.1297	mg/L	0.1297	mg/L	17:59:0
1	Pb 220.353†	-70.4	90.2	0.0093	mg/L	0.0093	mg/L	17:59:0
1	Sb 206.836†	33.2	22.8	0.0115	mg/L	0.0115	mg/L	17:59:0
1	Se 196.026†	4.2	8.2	0.0167	mg/L	0.0167	mg/L	17:59:0
1	Sn 189.927†	111.6	31.3	0.0046	mg/L	0.0046	mg/L	17:59:0
1	Sr 407.771†	29498.8	23259.4	0.0008	mg/L	0.0008	mg/L	17:58:4
1	Ti 337.279†	5622.6	7559.8	0.0119	mg/L	0.0119	mg/L	17:58:4
1	Tl 190.801†	20.4	17.6	0.0425	mg/L	0.0425	mg/L	17:59:0
1	V 292.402†	1104.8	2487.3	0.0112	mg/L	0.0112	mg/L	17:58:4
1	Zn 213.857†	1342.9	727.9	0.0108	mg/L	0.0108	mg/L	17:59:0
2	K 766.490†	1423.6	996.0	0.6707	mg/L	0.6707	mg/L	17:58:3
2	Li 670.784†	455.1	414.2	0.0118	mg/L	0.0118	mg/L	17:58:3
2	Na 589.592	2959.4	4072.7	0.2544	mg/L	0.2544	mg/L	17:58:3
2	Y 371.029	3672357.3	3672357.3	0.997	mg/L			17:59:1
2	Ag 328.068†	-1395.2	1396.9	0.0044	mg/L	0.0044	mg/L	17:59:1
2	Al 237.313†	409.0	469.0	0.0665	mg/L	0.0665	mg/L	17:59:3
2	As 188.979†	12.1	7.2	0.0110	mg/L	0.0110	mg/L	17:59:3
2	B 182.528†	-0.2	4.4	0.0174	mg/L	0.0174	mg/L	17:59:3
2	Ba 233.527†	1017.3	1130.4	0.0107	mg/L	0.0107	mg/L	17:59:3
2	Be 313.107†	7535.4	4811.3	0.0010	mg/L	0.0010	mg/L	17:59:1
2	Ca 315.886†	13812.7	13414.4	0.0989	mg/L	0.0989	mg/L	17:59:1
2	Cd 228.802†	321.0	192.1	0.0052	mg/L	0.0052	mg/L	17:59:3
2	Co 228.616†	172.7	339.0	0.0095	mg/L	0.0095	mg/L	17:59:3
2	Cr 267.716†	2420.0	1521.8	0.0103	mg/L	0.0103	mg/L	17:59:1
2	Cu 324.752†	7538.9	2227.2	0.0086	mg/L	0.0086	mg/L	17:59:1
2	Fe 234.349†	3574.9	2336.4	0.0491	mg/L	0.0491	mg/L	17:59:1
2	Fe 238.204†	7299.7	5656.7	0.0484	mg/L	0.0484	mg/L	17:59:1
2	Mg 279.077†	2946.2	2517.3	0.1008	mg/L	0.1008	mg/L	17:59:1
2	Mn 257.610†	10044.5	7882.5	0.0080	mg/L	0.0080	mg/L	17:59:1
2	Mo 202.031†	178.0	141.6	0.0102	mg/L	0.0102	mg/L	17:59:3
2	Ni 231.604†	312.4	294.8	0.0086	mg/L	0.0086	mg/L	17:59:3
2	P 214.914†	206.7	139.8	0.1249	mg/L	0.1249	mg/L	17:59:3
2	Pb 220.353†	-78.0	82.3	0.0084	mg/L	0.0084	mg/L	17:59:3
2	Sb 206.836†	34.3	24.1	0.0122	mg/L	0.0122	mg/L	17:59:3
2	Se 196.026†	8.8	12.7	0.0222	mg/L	0.0222	mg/L	17:59:3
2	Sn 189.927†	91.4	11.6	-0.0009	mg/L	-0.0009	mg/L	17:59:3
2	Sr 407.771†	29492.0	23381.0	0.0008	mg/L	0.0008	mg/L	17:59:1
2	Ti 337.279†	5467.1	7428.3	0.0118	mg/L	0.0118	mg/L	17:59:1
2	Tl 190.801†	24.6	21.9	0.0461	mg/L	0.0461	mg/L	17:59:3
2	V 292.402†	1259.2	2647.1	0.0118	mg/L	0.0118	mg/L	17:59:1
2	Zn 213.857†	1347.5	738.4	0.0109	mg/L	0.0109	mg/L	17:59:3

Mean Data: CRI3

Analyte	Mean Corrected Intensity	Calib Conc. Units	Std.Dev.	Sample Conc. Units	Std.Dev.	RSD
Y 371.029	3680358.9	0.999 mg/L	0.0031			0.31%

Ag	328.068†	1338.5	0.0042 mg/L	0.00027	0.0042 mg/L	0.00027	6.49%
	QC value within limits for Ag 328.068 Recovery = 83.26%						
Al	237.313†	460.0	0.0655 mg/L	0.00142	0.0655 mg/L	0.00142	2.17%
	QC value greater than the upper limit for Al 237.313 Recovery = 130.92%						
As	188.979†	9.3	0.0139 mg/L	0.00412	0.0139 mg/L	0.00412	29.63%
	QC value greater than the upper limit for As 188.979 Recovery = 138.92%						
B	182.528†	2.4	0.0126 mg/L	0.00680	0.0126 mg/L	0.00680	54.19%
	QC value within limits for B 182.528 Recovery = 125.54%						
Ba	233.527†	1128.3	0.0107 mg/L	0.00003	0.0107 mg/L	0.00003	0.24%
	QC value within limits for Ba 233.527 Recovery = 107.19%						
Be	313.107†	4799.0	0.0010 mg/L	0.00000	0.0010 mg/L	0.00000	0.36%
	QC value within limits for Be 313.107 Recovery = 97.89%						
Ca	315.886†	13479.1	0.0994 mg/L	0.00065	0.0994 mg/L	0.00065	0.66%
	QC value within limits for Ca 315.886 Recovery = 99.36%						
Cd	228.802†	193.8	0.0053 mg/L	0.00003	0.0053 mg/L	0.00003	0.64%
	QC value within limits for Cd 228.802 Recovery = 105.14%						
Co	228.616†	337.8	0.0095 mg/L	0.00005	0.0095 mg/L	0.00005	0.50%
	QC value within limits for Co 228.616 Recovery = 95.05%						
Cr	267.716†	1504.1	0.0101 mg/L	0.00016	0.0101 mg/L	0.00016	1.54%
	QC value within limits for Cr 267.716 Recovery = 101.42%						
Cu	324.752†	2194.0	0.0084 mg/L	0.00016	0.0084 mg/L	0.00016	1.88%
	QC value within limits for Cu 324.752 Recovery = 84.38%						
Fe	234.349†	2324.3	0.0489 mg/L	0.00035	0.0489 mg/L	0.00035	0.71%
	QC value within limits for Fe 234.349 Recovery = 97.74%						
Fe	238.204†	5664.5	0.0485 mg/L	0.00009	0.0485 mg/L	0.00009	0.19%
	QC value within limits for Fe 238.204 Recovery = 97.02%						
K	766.490†	1032.2	0.6875 mg/L	0.02371	0.6875 mg/L	0.02371	3.45%
	QC value greater than the upper limit for K 766.490 Recovery = 137.50%						
Li	670.784†	418.4	0.0119 mg/L	0.00016	0.0119 mg/L	0.00016	1.32%
	QC value within limits for Li 670.784 Recovery = 119.26%						
Mg	279.077†	2509.7	0.1005 mg/L	0.00041	0.1005 mg/L	0.00041	0.40%
	QC value within limits for Mg 279.077 Recovery = 100.52%						
Mn	257.610†	7876.0	0.0080 mg/L	0.00001	0.0080 mg/L	0.00001	0.14%
	QC value within limits for Mn 257.610 Recovery = 80.40%						
Mo	202.031†	139.5	0.0101 mg/L	0.00021	0.0101 mg/L	0.00021	2.10%
	QC value within limits for Mo 202.031 Recovery = 100.88%						
Na	589.592	4089.4	0.2564 mg/L	0.00294	0.2564 mg/L	0.00294	1.14%
	QC value less than the lower limit for Na 589.592 Recovery = 51.29%						
Ni	231.604†	293.9	0.0086 mg/L	0.00004	0.0086 mg/L	0.00004	0.46%
	QC value within limits for Ni 231.604 Recovery = 85.81%						
P	214.914†	143.3	0.1273 mg/L	0.00339	0.1273 mg/L	0.00339	2.66%
	QC value within limits for P 214.914 Recovery = 127.26%						
Pb	220.353†	86.2	0.0088 mg/L	0.00062	0.0088 mg/L	0.00062	7.08%
	QC value within limits for Pb 220.353 Recovery = 88.21%						
Sb	206.836†	23.5	0.0118 mg/L	0.00043	0.0118 mg/L	0.00043	3.66%
	QC value within limits for Sb 206.836 Recovery = 118.46%						
Se	196.026†	10.5	0.0195 mg/L	0.00390	0.0195 mg/L	0.00390	20.01%
	QC value within limits for Se 196.026 Recovery = 97.39%						
Sn	189.927†	21.5	0.0019 mg/L	0.00390	0.0019 mg/L	0.00390	209.88%
	QC value less than the lower limit for Sn 189.927 Recovery = 18.56%						
Sr	407.771†	23320.2	0.0008 mg/L	0.00000	0.0008 mg/L	0.00000	0.45%
	QC value within limits for Sr 407.771 Recovery = 81.38%						
Ti	337.279†	7494.1	0.0119 mg/L	0.00012	0.0119 mg/L	0.00012	0.98%
	QC value within limits for Ti 337.279 Recovery = 118.52%						
Tl	190.801†	19.8	0.0443 mg/L	0.00258	0.0443 mg/L	0.00258	5.83%
	QC value greater than the upper limit for Tl 190.801 Recovery = 443.00%						
V	292.402†	2567.2	0.0115 mg/L	0.00041	0.0115 mg/L	0.00041	3.62%
	QC value within limits for V 292.402 Recovery = 114.60%						
Zn	213.857†	733.1	0.0108 mg/L	0.00010	0.0108 mg/L	0.00010	0.88%
	QC value within limits for Zn 213.857 Recovery = 108.47%						
QC Failed. Continue with analysis.							

Sequence No.: 11
 Sample ID: ICSA
 Analyst:
 Initial Sample Wt:
 Dilution:

Autosampler Location: 160
 Date Collected: 7/13/2006 6:01:17 PM
 Data Type: Original
 Initial Sample Vol:
 Sample Prep Vol:

 Replicate Data: ICSA

Net	Corrected	Calib.	Sample	Analysis
-----	-----------	--------	--------	----------

Repl#	Analyte	Intensity	Intensity	Conc. Units	Conc. Units	Time
1	K 766.490†	555.8	180.9	0.2928 mg/L	0.2928 mg/L	18:02:52
1	Li 670.784†	124.6	95.1	0.0033 mg/L	0.0033 mg/L	18:02:52
1	Na 589.592	-624.8	488.5	-0.1912 mg/L	-0.1912 mg/L	18:02:52
1	Y 371.029	3339692.1	3339692.1	0.906 mg/L		18:03:17
1	Ag 328.068†	-3145.1	-673.2	0.0011 mg/L	0.0011 mg/L	18:03:22
1	Al 237.313†	1966505.0	2169675.9	243.3 mg/L	243.3 mg/L	18:03:17
1	As 188.979†	9.1	5.1	0.0081 mg/L	0.0081 mg/L	18:03:43
1	B 182.528†	8.8	14.3	0.0416 mg/L	0.0416 mg/L	18:03:43
1	Ba 233.527†	154.7	280.4	0.0036 mg/L	0.0036 mg/L	18:03:43
1	Be 313.107†	380.9	-2329.0	0.0001 mg/L	0.0001 mg/L	18:03:22
1	Ca 315.886†	29612175.1	32670250.5	233.6 mg/L	233.6 mg/L	18:03:09
1	Cd 228.802†	100.2	-19.4	0.0006 mg/L	0.0006 mg/L	18:03:43
1	Co 228.616†	-128.2	24.3	0.0009 mg/L	0.0009 mg/L	18:03:43
1	Cr 267.716†	331.0	-541.1	0.0026 mg/L	0.0026 mg/L	18:03:22
1	Cu 324.752†	2499.1	-2579.7	0.0081 mg/L	0.0081 mg/L	18:03:22
1	Fe 234.349†	3944934.1	4351139.7	88.00 mg/L	88.00 mg/L	18:03:17
1	Fe 238.204†	9226365.7	10177651.7	84.40 mg/L	84.40 mg/L	18:03:17
1	Mg 279.077†	5451108.1	6013691.9	227.5 mg/L	227.5 mg/L	18:03:17
1	Mn 257.610†	5973.7	4395.1	0.0039 mg/L	0.0039 mg/L	18:03:22
1	Mo 202.031†	227.3	213.7	0.0155 mg/L	0.0155 mg/L	18:03:43
1	Ni 231.604†	44.9	30.9	0.0001 mg/L	0.0001 mg/L	18:03:43
1	P 214.914†	-44.1	-116.2	-0.0530 mg/L	-0.0530 mg/L	18:03:43
1	Pb 220.353†	-548.6	-444.7	-0.0060 mg/L	-0.0060 mg/L	18:03:43
1	Sb 206.836†	23.5	15.6	0.0082 mg/L	0.0082 mg/L	18:03:43
1	Se 196.026†	21.3	27.4	0.0401 mg/L	0.0401 mg/L	18:03:43
1	Sn 189.927†	-49.8	-135.1	-0.0384 mg/L	-0.0384 mg/L	18:03:43
1	Sr 407.771†	22751.4	18891.6	0.0006 mg/L	0.0006 mg/L	18:03:22
1	Ti 337.279†	1983.1	4130.9	0.0077 mg/L	0.0077 mg/L	18:03:22
1	Tl 190.801†	70.4	74.9	0.0910 mg/L	0.0910 mg/L	18:03:43
1	V 292.402†	1785.2	3353.3	0.0030 mg/L	0.0030 mg/L	18:03:22
1	Zn 213.857†	2276.4	1897.9	0.0180 mg/L	0.0180 mg/L	18:03:43
2	K 766.490†	428.0	37.6	0.2263 mg/L	0.2263 mg/L	18:02:57
2	Li 670.784†	132.5	103.1	0.0035 mg/L	0.0035 mg/L	18:02:57
2	Na 589.592	-725.3	388.0	-0.2037 mg/L	-0.2037 mg/L	18:02:57
2	Y 371.029	3355640.3	3355640.3	0.911 mg/L		18:03:59
2	Ag 328.068†	-2921.9	-411.5	0.0020 mg/L	0.0020 mg/L	18:04:05
2	Al 237.313†	1974336.0	2167963.2	243.1 mg/L	243.1 mg/L	18:03:59
2	As 188.979†	9.8	5.8	0.0091 mg/L	0.0091 mg/L	18:04:25
2	B 182.528†	8.5	14.0	0.0409 mg/L	0.0409 mg/L	18:04:25
2	Ba 233.527†	171.6	298.1	0.0037 mg/L	0.0037 mg/L	18:04:25
2	Be 313.107†	506.5	-2193.1	0.0001 mg/L	0.0001 mg/L	18:04:05
2	Ca 315.886†	29767944.6	32686019.7	233.8 mg/L	233.8 mg/L	18:03:52
2	Cd 228.802†	96.0	-24.6	0.0005 mg/L	0.0005 mg/L	18:04:25
2	Co 228.616†	-138.2	14.0	0.0006 mg/L	0.0006 mg/L	18:04:25
2	Cr 267.716†	308.3	-567.7	0.0024 mg/L	0.0024 mg/L	18:04:05
2	Cu 324.752†	2612.1	-2468.7	0.0084 mg/L	0.0084 mg/L	18:04:05
2	Fe 234.349†	3949686.1	4335672.2	87.69 mg/L	87.69 mg/L	18:03:59
2	Fe 238.204†	9267760.5	10174726.3	84.38 mg/L	84.38 mg/L	18:03:59
2	Mg 279.077†	5478083.5	6014729.0	227.5 mg/L	227.5 mg/L	18:03:59
2	Mn 257.610†	5991.6	4383.4	0.0039 mg/L	0.0039 mg/L	18:04:05
2	Mo 202.031†	246.0	233.1	0.0169 mg/L	0.0169 mg/L	18:04:25
2	Ni 231.604†	39.5	24.7	-0.0001 mg/L	-0.0001 mg/L	18:04:25
2	P 214.914†	-65.4	-139.4	-0.0691 mg/L	-0.0691 mg/L	18:04:25
2	Pb 220.353†	-543.6	-436.3	-0.0050 mg/L	-0.0050 mg/L	18:04:25
2	Sb 206.836†	12.1	2.9	0.0018 mg/L	0.0018 mg/L	18:04:25
2	Se 196.026†	8.7	13.5	0.0232 mg/L	0.0232 mg/L	18:04:25
2	Sn 189.927†	-46.3	-130.9	-0.0372 mg/L	-0.0372 mg/L	18:04:25
2	Sr 407.771†	22892.1	18926.9	0.0006 mg/L	0.0006 mg/L	18:04:05
2	Ti 337.279†	2073.6	4219.9	0.0078 mg/L	0.0078 mg/L	18:04:05
2	Tl 190.801†	68.3	72.2	0.0887 mg/L	0.0887 mg/L	18:04:25
2	V 292.402†	1717.3	3269.4	0.0028 mg/L	0.0028 mg/L	18:04:05
2	Zn 213.857†	2244.1	1850.6	0.0175 mg/L	0.0175 mg/L	18:04:25

 Mean Data: ICSA

Analyte	Mean Corrected Intensity	Calib Conc. Units	Std.Dev.	Sample Conc. Units	Std.Dev.	RSD
Y 371.029	3347666.2	0.909 mg/L	0.0031			0.34%
Ag 328.068†	-542.4	0.0015 mg/L	0.00060	0.0015 mg/L	0.00060	38.78%
QC value within limits for Ag 328.068 Recovery = Not calculated						
Al 237.313†	2168819.5	243.2 mg/L	0.14	243.2 mg/L	0.14	0.06%

QC value within limits for Al	237.313	Recovery = 97.27%				
As 188.979†	5.5	0.0086 mg/L	0.00074	0.0086 mg/L	0.00074	8.63%
QC value within limits for As	188.979	Recovery = Not calculated				
B 182.528†	14.1	0.0412 mg/L	0.00051	0.0412 mg/L	0.00051	1.24%
QC value within limits for B	182.528	Recovery = Not calculated				
Ba 233.527†	289.3	0.0036 mg/L	0.00011	0.0036 mg/L	0.00011	2.94%
QC value within limits for Ba	233.527	Recovery = Not calculated				
Be 313.107†	-2261.1	0.0001 mg/L	0.00002	0.0001 mg/L	0.00002	12.60%
QC value within limits for Be	313.107	Recovery = Not calculated				
Ca 315.886†	32678135.1	233.7 mg/L	0.08	233.7 mg/L	0.08	0.03%
QC value within limits for Ca	315.886	Recovery = 93.48%				
Cd 228.802†	-22.0	0.0006 mg/L	0.00010	0.0006 mg/L	0.00010	16.84%
QC value within limits for Cd	228.802	Recovery = Not calculated				
Co 228.616†	19.1	0.0008 mg/L	0.00020	0.0008 mg/L	0.00020	25.25%
QC value within limits for Co	228.616	Recovery = Not calculated				
Cr 267.716†	-554.4	0.0025 mg/L	0.00013	0.0025 mg/L	0.00013	5.16%
QC value within limits for Cr	267.716	Recovery = Not calculated				
Cu 324.752†	-2524.2	0.0083 mg/L	0.00023	0.0083 mg/L	0.00023	2.74%
QC value within limits for Cu	324.752	Recovery = Not calculated				
Fe 234.349†	4343406.0	87.85 mg/L	0.221	87.85 mg/L	0.221	0.25%
QC value within limits for Fe	234.349	Recovery = 87.85%				
Fe 238.204†	10176189.0	84.39 mg/L	0.017	84.39 mg/L	0.017	0.02%
QC value within limits for Fe	238.204	Recovery = 84.39%				
K 766.490†	109.3	0.2596 mg/L	0.04699	0.2596 mg/L	0.04699	18.10%
QC value within limits for K	766.490	Recovery = Not calculated				
Li 670.784†	99.1	0.0034 mg/L	0.00015	0.0034 mg/L	0.00015	4.40%
QC value within limits for Li	670.784	Recovery = Not calculated				
Mg 279.077†	6014210.5	227.5 mg/L	0.03	227.5 mg/L	0.03	0.01%
QC value within limits for Mg	279.077	Recovery = 91.01%				
Mn 257.610†	4389.3	0.0039 mg/L	0.00001	0.0039 mg/L	0.00001	0.25%
QC value within limits for Mn	257.610	Recovery = Not calculated				
Mo 202.031†	-223.4	0.0162 mg/L	0.00100	0.0162 mg/L	0.00100	6.18%
QC value within limits for Mo	202.031	Recovery = Not calculated				
Na 589.592	438.2	-0.1975 mg/L	0.00883	-0.1975 mg/L	0.00883	4.47%
QC value within limits for Na	589.592	Recovery = Not calculated				
Ni 231.604†	27.8	0.0000 mg/L	0.00014	0.0000 mg/L	0.00014	447.96%
QC value within limits for Ni	231.604	Recovery = Not calculated				
P 214.914†	-127.8	-0.0610 mg/L	0.01141	-0.0610 mg/L	0.01141	18.69%
QC value within limits for P	214.914	Recovery = Not calculated				
Pb 220.353†	-440.5	-0.0055 mg/L	0.00065	-0.0055 mg/L	0.00065	11.76%
QC value within limits for Pb	220.353	Recovery = Not calculated				
Sb 206.836†	9.3	0.0050 mg/L	0.00448	0.0050 mg/L	0.00448	89.36%
QC value within limits for Sb	206.836	Recovery = Not calculated				
Se 196.026†	20.5	0.0316 mg/L	0.01200	0.0316 mg/L	0.01200	37.92%
QC value within limits for Se	196.026	Recovery = Not calculated				
Sn 189.927†	-133.0	-0.0378 mg/L	0.00081	-0.0378 mg/L	0.00081	2.14%
QC value within limits for Sn	189.927	Recovery = Not calculated				
Sr 407.771†	18909.3	0.0006 mg/L	0.00000	0.0006 mg/L	0.00000	0.17%
QC value within limits for Sr	407.771	Recovery = Not calculated				
Ti 337.279†	4175.4	0.0077 mg/L	0.00008	0.0077 mg/L	0.00008	1.02%
QC value within limits for Ti	337.279	Recovery = Not calculated				
Tl 190.801†	73.5	0.0899 mg/L	0.00163	0.0899 mg/L	0.00163	1.81%
QC value greater than the upper limit for Tl	190.801	Recovery = Not calculated				
V 292.402†	3311.3	0.0029 mg/L	0.00017	0.0029 mg/L	0.00017	5.93%
QC value within limits for V	292.402	Recovery = Not calculated				
Zn 213.857†	1874.2	0.0178 mg/L	0.00041	0.0178 mg/L	0.00041	2.32%
QC value within limits for Zn	213.857	Recovery = Not calculated				

QC Failed. Continue with analysis.

```

=====
Sequence No.: 12                               Autosampler Location: 159
Sample ID: ICSAB                               Date Collected: 7/13/2006 6:06:04 PM
Analyst:                                       Data Type: Original
Initial Sample Wt:                             Initial Sample Vol:
Dilution:                                     Sample Prep Vol:
    
```

 Replicate Data: ICSAB

Repl#	Analyte	Net Intensity	Corrected Intensity	Calib. Conc. Units	Sample Conc. Units	Analysis Time
1	K 766.490†	484.4	101.5	0.2559 mg/L	0.2559 mg/L	18:07:42
1	Li 670.784†	118.9	88.7	0.0031 mg/L	0.0031 mg/L	18:07:42

1	Na 589.592	-576.3	537.0	-0.1852	mg/L	-0.1852	mg/L	18:07:42
1	Y 371.029	3343965.2	3343965.2	0.908	mg/L			18:08:10
1	Ag 328.068†	135599.5	152210.6	0.5004	mg/L	0.5004	mg/L	18:08:15
1	Al 237.313†	1968864.6	2169503.3	243.2	mg/L	243.2	mg/L	18:08:10
1	As 188.979†	8.9	4.9	0.0075	mg/L	0.0075	mg/L	18:08:35
1	B 182.528†	14.0	20.1	0.0558	mg/L	0.0558	mg/L	18:08:35
1	Ba 233.527†	24799.6	27435.8	0.2328	mg/L	0.2328	mg/L	18:08:15
1	Be 313.107†	1146685.0	1260755.4	0.2451	mg/L	0.2451	mg/L	18:08:10
1	Ca 315.886†	29562871.4	32574175.2	233.0	mg/L	233.0	mg/L	18:08:02
1	Cd 228.802†	16393.5	17933.6	0.4410	mg/L	0.4410	mg/L	18:08:15
1	Co 228.616†	6975.8	7852.1	0.2152	mg/L	0.2152	mg/L	18:08:35
1	Cr 267.716†	33409.6	35907.0	0.2303	mg/L	0.2303	mg/L	18:08:15
1	Cu 324.752†	63737.2	64893.6	0.2367	mg/L	0.2367	mg/L	18:08:15
1	Fe 234.349†	3943602.9	4344111.1	87.86	mg/L	87.86	mg/L	18:08:10
1	Fe 238.204†	9104144.7	10029971.6	83.17	mg/L	83.17	mg/L	18:08:02
1	Mg 279.077†	5464986.8	6021299.3	227.8	mg/L	227.8	mg/L	18:08:10
1	Mn 257.610†	182942.6	199384.5	0.2346	mg/L	0.2346	mg/L	18:08:15
1	Mo 202.031†	245.8	233.8	0.0170	mg/L	0.0170	mg/L	18:08:35
1	Ni 231.604†	11664.5	12834.2	0.4143	mg/L	0.4143	mg/L	18:08:15
1	P 214.914†	5.5	-61.5	-0.0150	mg/L	-0.0150	mg/L	18:08:35
1	Pb 220.353†	3114.8	3592.7	0.4434	mg/L	0.4434	mg/L	18:08:35
1	Sb 206.836†	21.7	13.6	0.0035	mg/L	0.0035	mg/L	18:08:35
1	Se 196.026†	8.1	12.9	0.0224	mg/L	0.0224	mg/L	18:08:35
1	Sn 189.927†	-55.9	-141.7	-0.0402	mg/L	-0.0402	mg/L	18:08:35
1	Sr 407.771†	23085.4	19227.6	0.0006	mg/L	0.0006	mg/L	18:08:15
1	Ti 337.279†	1973.6	4117.6	0.0076	mg/L	0.0076	mg/L	18:08:15
1	Tl 190.801†	69.5	73.9	0.0919	mg/L	0.0919	mg/L	18:08:35
1	V 292.402†	59199.9	66614.6	0.2332	mg/L	0.2332	mg/L	18:08:15
1	Zn 213.857†	33179.0	35945.6	0.4556	mg/L	0.4556	mg/L	18:08:15
2	K 766.490†	468.1	84.2	0.2479	mg/L	0.2479	mg/L	18:07:48
2	Li 670.784†	87.8	54.5	0.0022	mg/L	0.0022	mg/L	18:07:48
2	Na 589.592	-678.5	434.8	-0.1979	mg/L	-0.1979	mg/L	18:07:48
2	Y 371.029	3339675.8	3339675.8	0.906	mg/L			18:08:54
2	Ag 328.068†	137626.0	154638.4	0.5084	mg/L	0.5084	mg/L	18:09:00
2	Al 237.313†	1964583.7	2167566.7	243.0	mg/L	243.0	mg/L	18:08:54
2	As 188.979†	6.3	2.0	0.0035	mg/L	0.0035	mg/L	18:09:20
2	B 182.528†	9.4	15.0	0.0433	mg/L	0.0433	mg/L	18:09:20
2	Ba 233.527†	25352.3	28080.7	0.2383	mg/L	0.2383	mg/L	18:09:00
2	Be 313.107†	1145142.3	1260676.2	0.2451	mg/L	0.2451	mg/L	18:08:54
2	Ca 315.886†	29658443.0	32721456.3	234.0	mg/L	234.0	mg/L	18:08:47
2	Cd 228.802†	16785.7	18389.5	0.4522	mg/L	0.4522	mg/L	18:09:00
2	Co 228.616†	6967.0	7852.4	0.2152	mg/L	0.2152	mg/L	18:09:20
2	Cr 267.716†	34021.7	36629.6	0.2348	mg/L	0.2348	mg/L	18:09:00
2	Cu 324.752†	64531.2	65859.8	0.2399	mg/L	0.2399	mg/L	18:09:00
2	Fe 234.349†	3938930.9	4344537.6	87.86	mg/L	87.86	mg/L	18:08:54
2	Fe 238.204†	9140254.9	10082695.9	83.61	mg/L	83.61	mg/L	18:08:47
2	Mg 279.077†	5450886.7	6013477.0	227.5	mg/L	227.5	mg/L	18:08:54
2	Mn 257.610†	186385.1	203441.5	0.2394	mg/L	0.2394	mg/L	18:09:00
2	Mo 202.031†	222.3	208.3	0.0151	mg/L	0.0151	mg/L	18:09:20
2	Ni 231.604†	11734.5	12928.0	0.4174	mg/L	0.4174	mg/L	18:09:00
2	P 214.914†	-10.2	-78.8	-0.0270	mg/L	-0.0270	mg/L	18:09:20
2	Pb 220.353†	3139.2	3624.0	0.4469	mg/L	0.4469	mg/L	18:09:20
2	Sb 206.836†	24.4	16.6	0.0049	mg/L	0.0049	mg/L	18:09:20
2	Se 196.026†	14.8	20.3	0.0314	mg/L	0.0314	mg/L	18:09:20
2	Sn 189.927†	-59.8	-146.1	-0.0415	mg/L	-0.0415	mg/L	18:09:20
2	Sr 407.771†	23021.7	19190.0	0.0006	mg/L	0.0006	mg/L	18:09:00
2	Ti 337.279†	2052.8	4207.8	0.0078	mg/L	0.0078	mg/L	18:09:00
2	Tl 190.801†	68.7	73.0	0.0912	mg/L	0.0912	mg/L	18:09:20
2	V 292.402†	60135.3	67730.4	0.2373	mg/L	0.2373	mg/L	18:09:00
2	Zn 213.857†	34010.6	36910.0	0.4680	mg/L	0.4680	mg/L	18:09:00

Mean Data: ICSAB

Analyte	Mean Corrected Intensity	Conc. Units	Calib	Std.Dev.	Sample Conc. Units	Std.Dev.	RSD
Y 371.029	3341820.5	0.907 mg/L		0.0008			0.09%
Ag 328.068†	153424.5	0.5044 mg/L		0.00561	0.5044 mg/L	0.00561	1.11%
QC value within limits for Ag 328.068 Recovery = 100.88%							
Al 237.313†	2168535.0	243.1 mg/L		0.15	243.1 mg/L	0.15	0.06%
QC value within limits for Al 237.313 Recovery = 97.26%							
As 188.979†	3.5	0.0055 mg/L		0.00286	0.0055 mg/L	0.00286	51.82%
QC value within limits for As 188.979 Recovery = Not calculated							

B	182.528†	17.6	0.0496 mg/L	0.00879	0.0496 mg/L	0.00879	17.73%
	QC value	within limits	for B 182.528	Recovery =	Not calculated		
Ba	233.527†	27758.3	0.2355 mg/L	0.00385	0.2355 mg/L	0.00385	1.63%
	QC value	within limits	for Ba 233.527	Recovery =	94.22%		
Be	313.107†	1260715.8	0.2451 mg/L	0.00001	0.2451 mg/L	0.00001	0.00%
	QC value	within limits	for Be 313.107	Recovery =	98.03%		
Ca	315.886†	32647815.8	233.5 mg/L	0.74	233.5 mg/L	0.74	0.32%
	QC value	within limits	for Ca 315.886	Recovery =	93.39%		
Cd	228.802†	18161.6	0.4466 mg/L	0.00790	0.4466 mg/L	0.00790	1.77%
	QC value	within limits	for Cd 228.802	Recovery =	89.33%		
Co	228.616†	7852.2	0.2152 mg/L	0.00000	0.2152 mg/L	0.00000	0.00%
	QC value	within limits	for Co 228.616	Recovery =	86.08%		
Cr	267.716†	36268.3	0.2325 mg/L	0.00319	0.2325 mg/L	0.00319	1.37%
	QC value	within limits	for Cr 267.716	Recovery =	93.01%		
Cu	324.752†	65376.7	0.2383 mg/L	0.00232	0.2383 mg/L	0.00232	0.97%
	QC value	within limits	for Cu 324.752	Recovery =	95.32%		
Fe	234.349†	4344324.3	87.86 mg/L	0.006	87.86 mg/L	0.006	0.01%
	QC value	within limits	for Fe 234.349	Recovery =	87.86%		
Fe	238.204†	10056333.7	83.39 mg/L	0.309	83.39 mg/L	0.309	0.37%
	QC value	within limits	for Fe 238.204	Recovery =	83.39%		
K	766.490†	92.8	0.2519 mg/L	0.00568	0.2519 mg/L	0.00568	2.26%
	QC value	within limits	for K 766.490	Recovery =	Not calculated		
Li	670.784†	71.6	0.0027 mg/L	0.00064	0.0027 mg/L	0.00064	23.98%
	QC value	within limits	for Li 670.784	Recovery =	Not calculated		
Mg	279.077†	6017388.1	227.6 mg/L	0.21	227.6 mg/L	0.21	0.09%
	QC value	within limits	for Mg 279.077	Recovery =	91.06%		
Mn	257.610†	201413.0	0.2370 mg/L	0.00339	0.2370 mg/L	0.00339	1.43%
	QC value	within limits	for Mn 257.610	Recovery =	94.80%		
Mo	202.031†	221.0	0.0160 mg/L	0.00132	0.0160 mg/L	0.00132	8.22%
	QC value	within limits	for Mo 202.031	Recovery =	Not calculated		
Na	589.592†	485.9	-0.1915 mg/L	0.00899	-0.1915 mg/L	0.00899	4.69%
	QC value	within limits	for Na 589.592	Recovery =	Not calculated		
Ni	231.604†	12881.1	0.4159 mg/L	0.00214	0.4159 mg/L	0.00214	0.52%
	QC value	within limits	for Ni 231.604	Recovery =	83.17%		
P	214.914†	-70.2	-0.0210 mg/L	0.00850	-0.0210 mg/L	0.00850	40.44%
	QC value	within limits	for P 214.914	Recovery =	Not calculated		
Pb	220.353†	3608.3	0.4451 mg/L	0.00243	0.4451 mg/L	0.00243	0.55%
	QC value	within limits	for Pb 220.353	Recovery =	89.03%		
Sb	206.836†	15.1	0.0042 mg/L	0.00101	0.0042 mg/L	0.00101	23.82%
	QC value	within limits	for Sb 206.836	Recovery =	Not calculated		
Se	196.026†	16.6	0.0269 mg/L	0.00634	0.0269 mg/L	0.00634	23.56%
	QC value	greater than the upper limit	for Se 196.026	Recovery =	Not calculated		
Sn	189.927†	-143.9	-0.0409 mg/L	0.00087	-0.0409 mg/L	0.00087	2.13%
	QC value	within limits	for Sn 189.927	Recovery =	Not calculated		
Sr	407.771†	19208.8	0.0006 mg/L	0.00000	0.0006 mg/L	0.00000	0.18%
	QC value	within limits	for Sr 407.771	Recovery =	Not calculated		
Ti	337.279†	4162.7	0.0077 mg/L	0.00008	0.0077 mg/L	0.00008	1.03%
	QC value	within limits	for Ti 337.279	Recovery =	Not calculated		
Tl	190.801†	73.4	0.0915 mg/L	0.00048	0.0915 mg/L	0.00048	0.53%
	QC value	greater than the upper limit	for Tl 190.801	Recovery =	Not calculated		
V	292.402†	67172.5	0.2352 mg/L	0.00285	0.2352 mg/L	0.00285	1.21%
	QC value	within limits	for V 292.402	Recovery =	94.10%		
Zn	213.857†	36427.8	0.4618 mg/L	0.00880	0.4618 mg/L	0.00880	1.91%
	QC value	within limits	for Zn 213.857	Recovery =	92.36%		
QC Failed. Continue with analysis.							

Sequence No.: 13

Autosampler Location: 3

Sample ID: CCV

Date Collected: 7/13/2006 6:10:59 PM

Analyst:

Data Type: Original

Initial Sample Wt:

Initial Sample Vol:

Dilution:

Sample Prep Vol:

Replicate Data: CCV

Repl#	Analyte	Net Intensity	Corrected Intensity	Calib. Conc. Units	Sample Conc. Units	Analysis Time
1	K 766.490†	50182.6	52103.7	24.37 mg/L	24.37 mg/L	18:12:34
1	Li 670.784†	17824.4	18617.9	0.4968 mg/L	0.4968 mg/L	18:12:34
1	Na 589.592	198033.0	199146.3	24.51 mg/L	24.51 mg/L	18:12:34
1	Y 371.029	3519576.8	3519576.8	0.955 mg/L		18:12:49
1	Ag 328.068†	70607.5	76715.6	0.2508 mg/L	0.2508 mg/L	18:12:55

1	Al 237.313†	20905.7	21944.8	2.469 mg/L	2.469 mg/L	18:12:55
1	As 188.979†	333.1	343.8	0.4792 mg/L	0.4792 mg/L	18:13:15
1	B 182.528†	181.4	194.6	0.4826 mg/L	0.4826 mg/L	18:13:15
1	Ba 233.527†	55774.5	58499.9	0.4954 mg/L	0.4954 mg/L	18:12:55
1	Be 313.107†	246701.7	255522.0	0.0493 mg/L	0.0493 mg/L	18:12:49
1	Ca 315.886†	664523.0	695242.9	4.978 mg/L	4.978 mg/L	18:12:49
1	Cd 228.802†	9771.5	10099.8	0.2475 mg/L	0.2475 mg/L	18:13:15
1	Co 228.616†	17151.5	18121.5	0.4954 mg/L	0.4954 mg/L	18:12:55
1	Cr 267.716†	76263.3	78933.6	0.4938 mg/L	0.4938 mg/L	18:12:55
1	Cu 324.752†	144394.7	145829.5	0.4958 mg/L	0.4958 mg/L	18:12:55
1	Fe 234.349†	118570.6	122880.8	2.482 mg/L	2.482 mg/L	18:12:55
1	Fe 238.204†	287833.3	299664.5	2.487 mg/L	2.487 mg/L	18:12:55
1	Mg 279.077†	125501.2	130948.1	4.964 mg/L	4.964 mg/L	18:12:55
1	Mn 257.610†	405437.8	422256.1	0.4982 mg/L	0.4982 mg/L	18:12:49
1	Mo 202.031†	6480.1	6747.0	0.4926 mg/L	0.4926 mg/L	18:13:15
1	Ni 231.604†	14355.6	15010.2	0.4851 mg/L	0.4851 mg/L	18:12:55
1	P 214.914†	6733.3	6981.5	4.877 mg/L	4.877 mg/L	18:13:15
1	Pb 220.353†	4098.2	4451.0	0.4959 mg/L	0.4959 mg/L	18:13:15
1	Sb 206.836†	950.2	984.4	0.4817 mg/L	0.4817 mg/L	18:13:15
1	Se 196.026†	751.8	791.0	0.9681 mg/L	0.9681 mg/L	18:13:15
1	Sn 189.927†	1752.4	1754.4	0.4868 mg/L	0.4868 mg/L	18:13:15
1	Sr 407.771†	1136394.2	1183478.3	0.0500 mg/L	0.0500 mg/L	18:12:49
1	Ti 337.279†	372635.9	392054.5	0.4906 mg/L	0.4906 mg/L	18:12:49
1	Tl 190.801†	473.4	492.9	0.4483 mg/L	0.4483 mg/L	18:13:15
1	V 292.402†	127129.8	134475.5	0.4986 mg/L	0.4986 mg/L	18:12:55
1	Zn 213.857†	36995.0	38116.3	0.4915 mg/L	0.4915 mg/L	18:12:55
2	K 766.490†	51053.4	53298.7	24.92 mg/L	24.92 mg/L	18:12:39
2	Li 670.784†	17831.4	18724.2	0.4996 mg/L	0.4996 mg/L	18:12:39
2	Na 589.592	198126.7	199240.0	24.52 mg/L	24.52 mg/L	18:12:39
2	Y 371.029	3501012.5	3501012.5	0.950 mg/L	0.950 mg/L	18:13:22
2	Ag 328.068†	70415.4	76905.4	0.2514 mg/L	0.2514 mg/L	18:13:27
2	Al 237.313†	21007.6	22168.1	2.494 mg/L	2.494 mg/L	18:13:27
2	As 188.979†	328.6	341.0	0.4753 mg/L	0.4753 mg/L	18:13:47
2	B 182.528†	178.9	192.9	0.4785 mg/L	0.4785 mg/L	18:13:47
2	Ba 233.527†	56013.6	59061.1	0.5001 mg/L	0.5001 mg/L	18:13:27
2	Be 313.107†	245203.4	255314.7	0.0493 mg/L	0.0493 mg/L	18:13:22
2	Ca 315.886†	658016.1	692083.5	4.955 mg/L	4.955 mg/L	18:13:22
2	Cd 228.802†	9784.8	10168.0	0.2492 mg/L	0.2492 mg/L	18:13:47
2	Co 228.616†	17204.8	18272.9	0.4995 mg/L	0.4995 mg/L	18:13:27
2	Cr 267.716†	76592.8	79703.7	0.4986 mg/L	0.4986 mg/L	18:13:27
2	Cu 324.752†	144849.0	147109.2	0.5001 mg/L	0.5001 mg/L	18:13:27
2	Fe 234.349†	119021.3	124013.3	2.505 mg/L	2.505 mg/L	18:13:27
2	Fe 238.204†	289021.7	302513.1	2.511 mg/L	2.511 mg/L	18:13:27
2	Mg 279.077†	125734.0	131889.8	5.000 mg/L	5.000 mg/L	18:13:27
2	Mn 257.610†	403209.3	422161.4	0.4981 mg/L	0.4981 mg/L	18:13:22
2	Mo 202.031†	6541.8	6848.0	0.5000 mg/L	0.5000 mg/L	18:13:47
2	Ni 231.604†	14634.2	15383.1	0.4972 mg/L	0.4972 mg/L	18:13:27
2	P 214.914†	6777.2	7065.1	4.935 mg/L	4.935 mg/L	18:13:47
2	Pb 220.353†	4118.1	4494.7	0.5008 mg/L	0.5008 mg/L	18:13:47
2	Sb 206.836†	962.5	1002.6	0.4907 mg/L	0.4907 mg/L	18:13:47
2	Se 196.026†	759.0	802.8	0.9824 mg/L	0.9824 mg/L	18:13:47
2	Sn 189.927†	1770.2	1783.0	0.4948 mg/L	0.4948 mg/L	18:13:47
2	Sr 407.771†	1128234.1	1181198.6	0.0499 mg/L	0.0499 mg/L	18:13:22
2	Ti 337.279†	369843.9	391184.6	0.4895 mg/L	0.4895 mg/L	18:13:22
2	Tl 190.801†	502.1	525.7	0.4762 mg/L	0.4762 mg/L	18:13:47
2	V 292.402†	127727.6	135810.3	0.5036 mg/L	0.5036 mg/L	18:13:27
2	Zn 213.857†	37227.2	38566.1	0.4973 mg/L	0.4973 mg/L	18:13:27

Mean Data: CCV

Analyte	Mean Corrected Intensity	Calib Conc. Units	Std.Dev.	Sample Conc. Units	Std.Dev.	RSD
Y 371.029	3510294.6	0.953 mg/L	0.0036			0.37%
Ag 328.068†	76810.5	0.2511 mg/L	0.00044	0.2511 mg/L	0.00044	0.18%
QC value within limits for Ag 328.068 Recovery = 100.43%						
Al 237.313†	22056.4	2.482 mg/L	0.0177	2.482 mg/L	0.0177	0.71%
QC value within limits for Al 237.313 Recovery = 99.27%						
As 188.979†	342.4	0.4773 mg/L	0.00277	0.4773 mg/L	0.00277	0.58%
QC value within limits for As 188.979 Recovery = 95.46%						
B 182.528†	193.7	0.4806 mg/L	0.00291	0.4806 mg/L	0.00291	0.60%
QC value within limits for B 182.528 Recovery = 96.11%						
Ba 233.527†	58780.5	0.4977 mg/L	0.00335	0.4977 mg/L	0.00335	0.67%

QC value within limits for Ba	233.527	Recovery = 99.55%				
Be 313.107†	255418.4	0.0493 mg/L	0.00003	0.0493 mg/L	0.00003	0.05%
QC value within limits for Be	313.107	Recovery = 98.54%				
Ca 315.886†	693663.2	4.966 mg/L	0.0160	4.966 mg/L	0.0160	0.32%
QC value within limits for Ca	315.886	Recovery = 99.33%				
Cd 228.802†	10133.9	0.2484 mg/L	0.00121	0.2484 mg/L	0.00121	0.49%
QC value within limits for Cd	228.802	Recovery = 99.35%				
Co 228.616†	18197.2	0.4975 mg/L	0.00293	0.4975 mg/L	0.00293	0.59%
QC value within limits for Co	228.616	Recovery = 99.49%				
Cr 267.716†	79318.6	0.4962 mg/L	0.00340	0.4962 mg/L	0.00340	0.69%
QC value within limits for Cr	267.716	Recovery = 99.25%				
Cu 324.752†	146469.3	0.4980 mg/L	0.00307	0.4980 mg/L	0.00307	0.62%
QC value within limits for Cu	324.752	Recovery = 99.59%				
Fe 234.349†	123447.0	2.493 mg/L	0.0161	2.493 mg/L	0.0161	0.65%
QC value within limits for Fe	234.349	Recovery = 99.73%				
Fe 238.204†	301088.8	2.499 mg/L	0.0167	2.499 mg/L	0.0167	0.67%
QC value within limits for Fe	238.204	Recovery = 99.96%				
K 766.490†	52701.2	24.64 mg/L	0.392	24.64 mg/L	0.392	1.59%
QC value within limits for K	766.490	Recovery = 98.58%				
Li 670.784†	18671.1	0.4982 mg/L	0.00200	0.4982 mg/L	0.00200	0.40%
QC value within limits for Li	670.784	Recovery = 99.63%				
Mg 279.077†	131419.0	4.982 mg/L	0.0252	4.982 mg/L	0.0252	0.51%
QC value within limits for Mg	279.077	Recovery = 99.64%				
Mn 257.610†	422208.8	0.4982 mg/L	0.00008	0.4982 mg/L	0.00008	0.02%
QC value within limits for Mn	257.610	Recovery = 99.64%				
Mo 202.031†	6797.5	0.4963 mg/L	0.00521	0.4963 mg/L	0.00521	1.05%
QC value within limits for Mo	202.031	Recovery = 99.26%				
Na 589.592	199193.2	24.51 mg/L	0.008	24.51 mg/L	0.008	0.03%
QC value within limits for Na	589.592	Recovery = 98.04%				
Ni 231.604†	15196.7	0.4912 mg/L	0.00853	0.4912 mg/L	0.00853	1.74%
QC value within limits for Ni	231.604	Recovery = 98.24%				
P 214.914†	7023.3	4.906 mg/L	0.0411	4.906 mg/L	0.0411	0.84%
QC value within limits for P	214.914	Recovery = 98.12%				
Pb 220.353†	4472.8	0.4984 mg/L	0.00345	0.4984 mg/L	0.00345	0.69%
QC value within limits for Pb	220.353	Recovery = 99.67%				
Sb 206.836†	993.5	0.4862 mg/L	0.00634	0.4862 mg/L	0.00634	1.30%
QC value within limits for Sb	206.836	Recovery = 97.24%				
Se 196.026†	796.9	0.9753 mg/L	0.01014	0.9753 mg/L	0.01014	1.04%
QC value within limits for Se	196.026	Recovery = 97.53%				
Sn 189.927†	1768.7	0.4908 mg/L	0.00564	0.4908 mg/L	0.00564	1.15%
QC value within limits for Sn	189.927	Recovery = 98.16%				
Sr 407.771†	1182338.4	0.0500 mg/L	0.00007	0.0500 mg/L	0.00007	0.14%
QC value within limits for Sr	407.771	Recovery = 99.92%				
Ti 337.279†	391619.5	0.4900 mg/L	0.00077	0.4900 mg/L	0.00077	0.16%
QC value within limits for Ti	337.279	Recovery = 98.01%				
Tl 190.801†	509.3	0.4622 mg/L	0.01967	0.4622 mg/L	0.01967	4.25%
QC value within limits for Tl	190.801	Recovery = 92.45%				
V 292.402†	135142.9	0.5011 mg/L	0.00352	0.5011 mg/L	0.00352	0.70%
QC value within limits for V	292.402	Recovery = 100.23%				
Zn 213.857†	38341.2	0.4944 mg/L	0.00406	0.4944 mg/L	0.00406	0.82%
QC value within limits for Zn	213.857	Recovery = 98.88%				

All analyte(s) passed QC.

User canceled analysis.

=====
Analysis Begun

Start Time: 7/13/2006 6:14:22 PM Plasma On Time: 7/13/2006 12:10:17 PM
 Logged In Analyst: ICP3 Technique: ICP Continuous
 Spectrometer Model: Optima 4300 DV, S/N 077N1032302 Autosampler Model: AS-91

Sample Information File: C:\pe\Administrator\Sample Information\071306NA.sif
 Batch ID: 071306na
 Results Data Set: 071306nad
 Results Library: Q:\Metals\Results\ICP3\Results\Results.mdb

=====
 Sequence No.: 1 Autosampler Location: 3
 Sample ID: STD2 Date Collected: 7/13/2006 6:14:22 PM
 Analyst: Data Type: Original
 Initial Sample Wt: Initial Sample Vol:
 Dilution: Sample Prep Vol:
 User canceled analysis.

=====
Analysis Begun

Start Time: 7/13/2006 6:15:20 PM Plasma On Time: 7/13/2006 12:10:17 PM
 Logged In Analyst: ICP3 Technique: ICP Continuous
 Spectrometer Model: Optima 4300 DV, S/N 077N1032302 Autosampler Model: AS-91

Sample Information File: C:\pe\Administrator\Sample Information\071306NA.sif
 Batch ID: 071306na
 Results Data Set: 071306nad
 Results Library: Q:\Metals\Results\ICP3\Results\Results.mdb

=====
 Sequence No.: 10 Autosampler Location: 1
 Sample ID: ICCB Date Collected: 7/13/2006 6:15:20 PM
 Analyst: Data Type: Original
 Initial Sample Wt: Initial Sample Vol:
 Dilution: Sample Prep Vol:

Replicate Data: ICCB

Repl#	Analyte	Net Intensity	Corrected Intensity	Calib. Conc. Units	Sample Conc. Units	Analysis Time
1	K 766.490†	493.0	66.9	0.2399 mg/L	0.2399 mg/L	18:16:54
1	Li 670.784†	94.5	53.3	0.0022 mg/L	0.0022 mg/L	18:16:54
1	Na 589.592	-1086.6	26.8	-0.2486 mg/L	-0.2486 mg/L	18:16:54
1	Y 371.029	3639106.0	3639106.0	0.988 mg/L		18:17:08
1	Ag 328.068†	-2463.1	302.8	0.0008 mg/L	0.0008 mg/L	18:17:13
1	Al 237.313†	-70.1	-12.3	0.0126 mg/L	0.0126 mg/L	18:17:33
1	As 188.979†	5.8	1.0	0.0023 mg/L	0.0023 mg/L	18:17:33
1	B 182.528†	-4.9	-0.3	0.0058 mg/L	0.0058 mg/L	18:17:33
1	Ba 233.527†	-101.4	7.0	0.0012 mg/L	0.0012 mg/L	18:17:33
1	Be 313.107†	2871.5	158.2	0.0001 mg/L	0.0001 mg/L	18:17:13
1	Ca 315.886†	642.3	205.8	0.0044 mg/L	0.0044 mg/L	18:17:13
1	Cd 228.802†	133.5	5.1	0.0007 mg/L	0.0007 mg/L	18:17:33
1	Co 228.616†	-183.3	-19.9	-0.0003 mg/L	-0.0003 mg/L	18:17:33
1	Cr 267.716†	875.6	-19.8	0.0006 mg/L	0.0006 mg/L	18:17:13
1	Cu 324.752†	5321.0	50.6	0.0012 mg/L	0.0012 mg/L	18:17:13
1	Fe 234.349†	1353.2	119.7	0.0044 mg/L	0.0044 mg/L	18:17:33
1	Fe 238.204†	1820.7	176.1	0.0030 mg/L	0.0030 mg/L	18:17:33
1	Mg 279.077†	484.4	51.7	0.0074 mg/L	0.0074 mg/L	18:17:13
1	Mn 257.610†	1934.7	-236.7	-0.0016 mg/L	-0.0016 mg/L	18:17:13
1	Mo 202.031†	75.4	39.4	0.0028 mg/L	0.0028 mg/L	18:17:33
1	Ni 231.604†	24.9	6.5	-0.0007 mg/L	-0.0007 mg/L	18:17:33
1	P 214.914†	70.4	3.7	0.0303 mg/L	0.0303 mg/L	18:17:33
1	Pb 220.353†	-157.6	1.0	-0.0007 mg/L	-0.0007 mg/L	18:17:33
1	Sb 206.836†	8.5	-1.7	-0.0006 mg/L	-0.0006 mg/L	18:17:33
1	Se 196.026†	-12.1	-8.3	-0.0034 mg/L	-0.0034 mg/L	18:17:33
1	Sn 189.927†	75.0	-4.2	-0.0053 mg/L	-0.0053 mg/L	18:17:33
1	Sr 407.771†	6274.2	143.1	-0.0002 mg/L	-0.0002 mg/L	18:17:08
1	Ti 337.279†	-1950.4	-31.9	0.0025 mg/L	0.0025 mg/L	18:17:13

1	Tl 190.801†	10.7	8.1	0.0343 mg/L	0.0343 mg/L	18:17:3
1	V 292.402†	-1393.1	-26.9	0.0019 mg/L	0.0019 mg/L	18:17:1
1	Zn 213.857†	638.0	32.4	0.0018 mg/L	0.0018 mg/L	18:17:3
2	K 766.490†	483.1	61.9	0.2376 mg/L	0.2376 mg/L	18:17:0
2	Li 670.784†	103.3	63.3	0.0025 mg/L	0.0025 mg/L	18:17:0
2	Na 589.592	-1021.5	91.8	-0.2405 mg/L	-0.2405 mg/L	18:17:0
2	Y 371.029	3601875.5	3601875.5	0.978 mg/L		18:17:3
2	Ag 328.068†	-2644.9	91.2	0.0001 mg/L	0.0001 mg/L	18:17:44
2	Al 237.313†	-55.4	2.0	0.0142 mg/L	0.0142 mg/L	18:18:05
2	As 188.979†	7.5	2.8	0.0049 mg/L	0.0049 mg/L	18:18:05
2	B 182.528†	-0.0	4.6	0.0179 mg/L	0.0179 mg/L	18:18:05
2	Ba 233.527†	-113.4	-6.3	0.0011 mg/L	0.0011 mg/L	18:18:05
2	Be 313.107†	2772.1	86.5	0.0001 mg/L	0.0001 mg/L	18:17:44
2	Ca 315.886†	726.9	299.2	0.0051 mg/L	0.0051 mg/L	18:17:44
2	Cd 228.802†	132.5	5.5	0.0007 mg/L	0.0007 mg/L	18:18:05
2	Co 228.616†	-183.1	-21.7	-0.0003 mg/L	-0.0003 mg/L	18:18:05
2	Cr 267.716†	934.4	49.5	0.0011 mg/L	0.0011 mg/L	18:17:44
2	Cu 324.752†	5245.7	29.4	0.0011 mg/L	0.0011 mg/L	18:17:44
2	Fe 234.349†	1330.2	110.3	0.0042 mg/L	0.0042 mg/L	18:18:05
2	Fe 238.204†	1795.9	169.8	0.0029 mg/L	0.0029 mg/L	18:18:05
2	Mg 279.077†	471.9	44.0	0.0072 mg/L	0.0072 mg/L	18:17:44
2	Mn 257.610†	1963.7	-186.8	-0.0015 mg/L	-0.0015 mg/L	18:17:44
2	Mo 202.031†	47.0	11.1	0.0007 mg/L	0.0007 mg/L	18:18:05
2	Ni 231.604†	18.4	0.2	-0.0009 mg/L	-0.0009 mg/L	18:18:05
2	P 214.914†	70.3	4.3	0.0308 mg/L	0.0308 mg/L	18:18:05
2	Pb 220.353†	-156.1	0.9	-0.0007 mg/L	-0.0007 mg/L	18:18:05
2	Sb 206.836†	7.9	-2.2	-0.0008 mg/L	-0.0008 mg/L	18:18:05
2	Se 196.026†	-3.6	0.3	0.0071 mg/L	0.0071 mg/L	18:18:05
2	Sn 189.927†	73.4	-5.0	-0.0056 mg/L	-0.0056 mg/L	18:18:05
2	Sr 407.771†	6330.9	266.7	-0.0002 mg/L	-0.0002 mg/L	18:17:39
2	Ti 337.279†	-1900.7	-1.4	0.0025 mg/L	0.0025 mg/L	18:17:44
2	Tl 190.801†	12.9	10.5	0.0363 mg/L	0.0363 mg/L	18:18:05
2	V 292.402†	-1389.3	-37.6	0.0018 mg/L	0.0018 mg/L	18:17:44
2	Zn 213.857†	636.1	37.1	0.0019 mg/L	0.0019 mg/L	18:18:05

Mean Data: ICCB

Analyte	Mean Corrected Intensity	Calib Conc. Units	Std.Dev.	Sample Conc. Units	Std.Dev.	RSD
Y 371.029	3620490.7	0.983 mg/L	0.0071			0.73%
Ag 328.068†	197.0	0.0004 mg/L	0.00049	0.0004 mg/L	0.00049	114.58%
QC value within limits for Ag 328.068 Recovery = Not calculated						
Al 237.313†	-5.2	0.0134 mg/L	0.00113	0.0134 mg/L	0.00113	8.46%
QC value within limits for Al 237.313 Recovery = Not calculated						
As 188.979†	1.9	0.0036 mg/L	0.00183	0.0036 mg/L	0.00183	50.78%
QC value within limits for As 188.979 Recovery = Not calculated						
B 182.528†	2.2	0.0119 mg/L	0.00856	0.0119 mg/L	0.00856	72.03%
QC value within limits for B 182.528 Recovery = Not calculated						
Ba 233.527†	0.4	0.0012 mg/L	0.00008	0.0012 mg/L	0.00008	6.71%
QC value within limits for Ba 233.527 Recovery = Not calculated						
Be 313.107†	122.3	0.0001 mg/L	0.00001	0.0001 mg/L	0.00001	12.51%
QC value within limits for Be 313.107 Recovery = Not calculated						
Ca 315.886†	252.5	0.0047 mg/L	0.00047	0.0047 mg/L	0.00047	10.02%
QC value within limits for Ca 315.886 Recovery = Not calculated						
Cd 228.802†	5.3	0.0007 mg/L	0.00000	0.0007 mg/L	0.00000	0.56%
QC value within limits for Cd 228.802 Recovery = Not calculated						
Co 228.616†	-20.8	-0.0003 mg/L	0.00003	-0.0003 mg/L	0.00003	11.49%
QC value within limits for Co 228.616 Recovery = Not calculated						
Cr 267.716†	14.9	0.0008 mg/L	0.00031	0.0008 mg/L	0.00031	36.52%
QC value within limits for Cr 267.716 Recovery = Not calculated						
Cu 324.752†	40.0	0.0011 mg/L	0.00005	0.0011 mg/L	0.00005	4.48%
QC value within limits for Cu 324.752 Recovery = Not calculated						
Fe 234.349†	115.0	0.0043 mg/L	0.00013	0.0043 mg/L	0.00013	3.09%
QC value within limits for Fe 234.349 Recovery = Not calculated						
Fe 238.204†	173.0	0.0030 mg/L	0.00004	0.0030 mg/L	0.00004	1.26%
QC value within limits for Fe 238.204 Recovery = Not calculated						
K 766.490†	64.4	0.2388 mg/L	0.00165	0.2388 mg/L	0.00165	0.69%
QC value greater than the upper limit for K 766.490 Recovery = Not calculated						
Li 670.784†	58.3	0.0023 mg/L	0.00019	0.0023 mg/L	0.00019	8.03%
QC value within limits for Li 670.784 Recovery = Not calculated						
Mg 279.077†	47.9	0.0073 mg/L	0.00021	0.0073 mg/L	0.00021	2.81%
QC value within limits for Mg 279.077 Recovery = Not calculated						

Mn 257.610†	-211.7	-0.0015 mg/L	0.00004	-0.0015 mg/L	0.00004	2.73%
QC value within limits for Mn 257.610 Recovery = Not calculated						
Mo 202.031†	25.2	0.0017 mg/L	0.00146	0.0017 mg/L	0.00146	83.89%
QC value within limits for Mo 202.031 Recovery = Not calculated						
Na 589.592	59.3	-0.2446 mg/L	0.00572	-0.2446 mg/L	0.00572	2.34%
QC value within limits for Na 589.592 Recovery = Not calculated						
Ni 231.604†	3.4	-0.0008 mg/L	0.00014	-0.0008 mg/L	0.00014	17.50%
QC value within limits for Ni 231.604 Recovery = Not calculated						
P 214.914†	4.0	0.0305 mg/L	0.00033	0.0305 mg/L	0.00033	1.07%
QC value within limits for P 214.914 Recovery = Not calculated						
Pb 220.353†	1.0	-0.0007 mg/L	0.00001	-0.0007 mg/L	0.00001	1.49%
QC value within limits for Pb 220.353 Recovery = Not calculated						
Sb 206.836†	-2.0	-0.0007 mg/L	0.00017	-0.0007 mg/L	0.00017	25.14%
QC value within limits for Sb 206.836 Recovery = Not calculated						
Se 196.026†	-4.0	0.0019 mg/L	0.00742	0.0019 mg/L	0.00742	393.30%
QC value within limits for Se 196.026 Recovery = Not calculated						
Sn 189.927†	-4.6	-0.0055 mg/L	0.00016	-0.0055 mg/L	0.00016	2.99%
QC value within limits for Sn 189.927 Recovery = Not calculated						
Sr 407.771†	204.9	-0.0002 mg/L	0.00000	-0.0002 mg/L	0.00000	2.23%
QC value within limits for Sr 407.771 Recovery = Not calculated						
Ti 337.279†	-16.6	0.0025 mg/L	0.00003	0.0025 mg/L	0.00003	1.07%
QC value within limits for Ti 337.279 Recovery = Not calculated						
Tl 190.801†	9.3	0.0353 mg/L	0.00143	0.0353 mg/L	0.00143	4.04%
QC value greater than the upper limit for Tl 190.801 Recovery = Not calculated						
V 292.402†	-32.2	0.0019 mg/L	0.00005	0.0019 mg/L	0.00005	2.79%
QC value within limits for V 292.402 Recovery = Not calculated						
Zn 213.857†	34.8	0.0019 mg/L	0.00004	0.0019 mg/L	0.00004	2.33%
QC value within limits for Zn 213.857 Recovery = Not calculated						

QC Failed. Continue with analysis.

```

=====
Sequence No.: 11                               Autosampler Location: 9
Sample ID: BG61308-BLK1                       Date Collected: 7/13/2006 6:19:42 PM
Analyst:                                       Data Type: Original
Initial Sample Wt:                             Initial Sample Vol:
Dilution:                                     Sample Prep Vol:
=====
    
```

Replicate Data: BG61308-BLK1

Repl#	Analyte	Net Intensity	Corrected Intensity	Conc. Units	Calib.	Sample Conc. Units	Analysis Time
1	K 766.490†	511.5	84.8	0.2482 mg/L		0.2482 mg/L	18:21:15
1	Li 670.784†	171.2	130.7	0.0043 mg/L		0.0043 mg/L	18:21:15
1	Na 589.592	-1056.7	56.6	-0.2449 mg/L		-0.2449 mg/L	18:21:15
1	Y 371.029	3644680.2	3644680.2	0.989 mg/L			18:21:29
1	Ag 328.068†	-2649.0	118.8	0.0002 mg/L		0.0002 mg/L	18:21:34
1	Al 237.313†	33.9	93.0	0.0243 mg/L		0.0243 mg/L	18:21:54
1	As 188.979†	7.7	2.9	0.0050 mg/L		0.0050 mg/L	18:21:54
1	B 182.528†	-5.3	-0.7	0.0049 mg/L		0.0049 mg/L	18:21:54
1	Ba 233.527†	-64.4	44.6	0.0016 mg/L		0.0016 mg/L	18:21:54
1	Be 313.107†	2755.1	36.0	0.0001 mg/L		0.0001 mg/L	18:21:34
1	Ca 315.886†	2990.3	2578.6	0.0214 mg/L		0.0214 mg/L	18:21:34
1	Cd 228.802†	134.1	5.6	0.0007 mg/L		0.0007 mg/L	18:21:54
1	Co 228.616†	-176.6	-12.9	-0.0001 mg/L		-0.0001 mg/L	18:21:54
1	Cr 267.716†	910.2	13.9	0.0008 mg/L		0.0008 mg/L	18:21:34
1	Cu 324.752†	6198.3	929.3	0.0041 mg/L		0.0041 mg/L	18:21:34
1	Fe 234.349†	2605.3	1383.4	0.0299 mg/L		0.0299 mg/L	18:21:34
1	Fe 238.204†	5043.9	3431.8	0.0300 mg/L		0.0300 mg/L	18:21:34
1	Mg 279.077†	521.3	88.3	0.0088 mg/L		0.0088 mg/L	18:21:34
1	Mn 257.610†	4029.8	1878.4	0.0009 mg/L		0.0009 mg/L	18:21:34
1	Mo 202.031†	40.0	3.5	0.0002 mg/L		0.0002 mg/L	18:21:54
1	Ni 231.604†	31.8	13.5	-0.0005 mg/L		-0.0005 mg/L	18:21:54
1	P 214.914†	72.5	5.7	0.0317 mg/L		0.0317 mg/L	18:21:54
1	Pb 220.353†	-161.7	-3.0	-0.0011 mg/L		-0.0011 mg/L	18:21:54
1	Sb 206.836†	7.6	-2.7	-0.0010 mg/L		-0.0010 mg/L	18:21:54
1	Se 196.026†	-5.4	-1.5	0.0050 mg/L		0.0050 mg/L	18:21:54
1	Sn 189.927†	96.5	17.4	0.0007 mg/L		0.0007 mg/L	18:21:54
1	Sr 407.771†	7616.5	1490.3	-0.0001 mg/L		-0.0001 mg/L	18:21:29
1	Ti 337.279†	-1816.5	106.6	0.0027 mg/L		0.0027 mg/L	18:21:34
1	Tl 190.801†	7.2	4.5	0.0313 mg/L		0.0313 mg/L	18:21:54
1	V 292.402†	-1372.0	-3.4	0.0020 mg/L		0.0020 mg/L	18:21:34
1	Zn 213.857†	1253.6	653.8	0.0099 mg/L		0.0099 mg/L	18:21:54

2	Co 228.616†	-86.8	60.0	0.0019 mg/L	0.0019 mg/L	20:51:44
2	Cr 267.716†	1271.3	641.1	0.0046 mg/L	0.0046 mg/L	20:51:44
2	Cu 324.752†	17324.8	15749.9	0.0544 mg/L	0.0544 mg/L	20:51:24
2	Fe 234.349†	4419.2	4128.4	0.0854 mg/L	0.0854 mg/L	20:51:44
2	Fe 238.204†	6981.9	6830.7	0.0582 mg/L	0.0582 mg/L	20:51:44
2	Mg 279.077†	44064.6	53194.3	2.020 mg/L	2.020 mg/L	20:51:24
2	Mn 257.610†	128037.7	153645.1	0.1804 mg/L	0.1804 mg/L	20:51:24
2	Mo 202.031†	153.4	149.7	0.0108 mg/L	0.0108 mg/L	20:51:44
2	Ni 231.604†	134.2	144.7	0.0037 mg/L	0.0037 mg/L	20:51:44
2	P 214.914†	214.6	193.6	0.1622 mg/L	0.1622 mg/L	20:51:44
2	Pb 220.353†	-112.0	24.2	0.0020 mg/L	0.0020 mg/L	20:51:44
2	Sb 206.836†	13.1	5.6	0.0030 mg/L	0.0030 mg/L	20:51:44
2	Se 196.026†	-17.1	-16.9	-0.0138 mg/L	-0.0138 mg/L	20:51:44
2	Sn 189.927†	147.7	99.6	0.0237 mg/L	0.0237 mg/L	20:51:44
2	Sr 407.771†	2688037.4	3265527.8	0.1383 mg/L	0.1383 mg/L	20:51:13
2	Ti 337.279†	-964.6	768.8	0.0035 mg/L	0.0035 mg/L	20:51:24
2	Tl 190.801†	37.5	42.8	0.0669 mg/L	0.0669 mg/L	20:51:44
2	V 292.402†	-1235.9	-120.6	0.0017 mg/L	0.0017 mg/L	20:51:24
2	Zn 213.857†	4481.4	4840.9	0.0639 mg/L	0.0639 mg/L	20:51:44

Mean Data: 0607120-04TCLP

Analyte	Mean Corrected Intensity	Conc. Units	Calib Units	Std.Dev.	Sample Conc. Units	Std.Dev.	RSD
Y 371.029	3030702.3	0.823 mg/L		0.0013			0.16%
Ag 328.068†	110.9	0.0002 mg/L		0.00004	0.0002 mg/L	0.00004	26.75%
Al 237.313†	6861.3	0.7836 mg/L		0.01105	0.7836 mg/L	0.01105	1.41%
As 188.979†	3.7	0.0061 mg/L		0.00237	0.0061 mg/L	0.00237	39.03%
B 182.528†	41.1	0.1071 mg/L		0.00462	0.1071 mg/L	0.00462	4.32%
Ba 233.527†	17415.1	0.1483 mg/L		0.00031	0.1483 mg/L	0.00031	0.21%
Be 313.107†	2281.5	0.0005 mg/L		0.00001	0.0005 mg/L	0.00001	2.66%
Ca 315.886†	11212213.1	80.19 mg/L		0.872	80.19 mg/L	0.872	1.09%
Cd 228.802†	49.4	0.0017 mg/L		0.00021	0.0017 mg/L	0.00021	11.92%
Co 228.616†	52.1	0.0017 mg/L		0.00031	0.0017 mg/L	0.00031	17.94%
Cr 267.716†	661.4	0.0048 mg/L		0.00018	0.0048 mg/L	0.00018	3.77%
Cu 324.752†	15661.2	0.0541 mg/L		0.00043	0.0541 mg/L	0.00043	0.79%
Fe 234.349†	4087.0	0.0846 mg/L		0.00118	0.0846 mg/L	0.00118	1.40%
Fe 238.204†	6782.9	0.0578 mg/L		0.00056	0.0578 mg/L	0.00056	0.97%
K 766.490†	12544.1	6.025 mg/L		0.0348	6.025 mg/L	0.0348	0.58%
Li 670.784†	130.3	0.0043 mg/L		0.00065	0.0043 mg/L	0.00065	15.20%
Mg 279.077†	53076.1	2.015 mg/L		0.0063	2.015 mg/L	0.0063	0.31%
Mn 257.610†	153395.5	0.1802 mg/L		0.00042	0.1802 mg/L	0.00042	0.23%
Mo 202.031†	160.8	0.0116 mg/L		0.00114	0.0116 mg/L	0.00114	9.81%
Na 589.592	Saturated2						
Ni 231.604†	140.8	0.0036 mg/L		0.00018	0.0036 mg/L	0.00018	4.92%
P 214.914†	193.2	0.1619 mg/L		0.00042	0.1619 mg/L	0.00042	0.26%
Pb 220.353†	28.9	0.0026 mg/L		0.00074	0.0026 mg/L	0.00074	28.71%
Sb 206.836†	11.5	0.0059 mg/L		0.00414	0.0059 mg/L	0.00414	69.99%
Se 196.026†	-14.3	-0.0106 mg/L		0.00441	-0.0106 mg/L	0.00441	41.40%
Sn 189.927†	101.3	0.0241 mg/L		0.00064	0.0241 mg/L	0.00064	2.65%
Sr 407.771†	3281513.6	0.1390 mg/L		0.00096	0.1390 mg/L	0.00096	0.69%
Ti 337.279†	796.8	0.0035 mg/L		0.00005	0.0035 mg/L	0.00005	1.40%
Tl 190.801†	40.9	0.0652 mg/L		0.00237	0.0652 mg/L	0.00237	3.64%
V 292.402†	-81.7	0.0019 mg/L		0.00022	0.0019 mg/L	0.00022	11.86%
Zn 213.857†	4791.0	0.0633 mg/L		0.00091	0.0633 mg/L	0.00091	1.44%

Sequence No.: 45

Sample ID: CCV

Analyst:

Initial Sample Wt:

Dilution:

Autosampler Location: 3

Date Collected: 7/13/2006 8:53:25 PM

Data Type: Original

Initial Sample Vol:

Sample Prep Vol:

Replicate Data: CCV

Repl#	Analyte	Net Intensity	Corrected Intensity	Calib. Conc. Units	Sample Conc. Units	Analysis Time
1	K 766.490†	49353.4	51337.2	24.01 mg/L	24.01 mg/L	20:55:02
1	Li 670.784†	17298.2	18102.6	0.4830 mg/L	0.4830 mg/L	20:55:02
1	Na 589.592	224945.0	226058.3	27.85 mg/L	27.85 mg/L	20:55:02
1	Y 371.029	3512667.1	3512667.1	0.953 mg/L		20:55:16
1	Ag 328.068†	68871.8	75040.3	0.2453 mg/L	0.2453 mg/L	20:55:22

1	Al 237.313†	20326.6	21380.3	2.406 mg/L	2.406 mg/L	20:55:22
1	As 188.979†	329.4	340.7	0.4749 mg/L	0.4749 mg/L	20:55:42
1	B 182.528†	182.4	195.9	0.4860 mg/L	0.4860 mg/L	20:55:42
1	Ba 233.527†	54187.8	56950.3	0.4823 mg/L	0.4823 mg/L	20:55:22
1	Be 313.107†	242414.0	251532.5	0.0485 mg/L	0.0485 mg/L	20:55:16
1	Ca 315.886†	648698.0	680011.5	4.869 mg/L	4.869 mg/L	20:55:16
1	Cd 228.802†	9644.8	9987.0	0.2447 mg/L	0.2447 mg/L	20:55:42
1	Co 228.616†	16545.3	17521.0	0.4789 mg/L	0.4789 mg/L	20:55:22
1	Cr 267.716†	74520.7	77262.7	0.4834 mg/L	0.4834 mg/L	20:55:22
1	Cu 324.752†	150426.5	152454.0	0.5182 mg/L	0.5182 mg/L	20:55:22
1	Fe 234.349†	114346.8	118694.4	2.397 mg/L	2.397 mg/L	20:55:22
1	Fe 238.204†	278652.1	290626.6	2.412 mg/L	2.412 mg/L	20:55:22
1	Mg 279.077†	120604.0	126069.6	4.779 mg/L	4.779 mg/L	20:55:22
1	Mn 257.610†	400379.5	417785.1	0.4929 mg/L	0.4929 mg/L	20:55:22
1	Mo 202.031†	6349.6	6623.5	0.4836 mg/L	0.4836 mg/L	20:55:42
1	Ni 231.604†	14198.7	14875.2	0.4808 mg/L	0.4808 mg/L	20:55:22
1	P 214.914†	6687.6	6947.4	4.853 mg/L	4.853 mg/L	20:55:42
1	Pb 220.353†	3995.0	4351.1	0.4848 mg/L	0.4848 mg/L	20:55:42
1	Sb 206.836†	935.6	971.1	0.4752 mg/L	0.4752 mg/L	20:55:42
1	Se 196.026†	741.5	781.7	0.9568 mg/L	0.9568 mg/L	20:55:42
1	Sn 189.927†	1707.9	1711.4	0.4748 mg/L	0.4748 mg/L	20:55:42
1	Sr 407.771†	1123978.8	1172795.3	0.0496 mg/L	0.0496 mg/L	20:55:16
1	Ti 337.279†	369124.8	389138.8	0.4870 mg/L	0.4870 mg/L	20:55:22
1	Tl 190.801†	576.2	601.7	0.5407 mg/L	0.5407 mg/L	20:55:42
1	V 292.402†	124873.0	132370.0	0.4909 mg/L	0.4909 mg/L	20:55:22
1	Zn 213.857†	35878.3	37021.2	0.4774 mg/L	0.4774 mg/L	20:55:22
2	K 766.490†	49367.1	51549.9	24.11 mg/L	24.11 mg/L	20:55:07
2	Li 670.784†	17467.8	18350.7	0.4896 mg/L	0.4896 mg/L	20:55:07
2	Na 589.592	225641.2	226754.5	27.94 mg/L	27.94 mg/L	20:55:07
2	Y 371.029	3499271.7	3499271.7	0.950 mg/L		20:55:48
2	Ag 328.068†	69825.3	76320.8	0.2495 mg/L	0.2495 mg/L	20:55:54
2	Al 237.313†	20490.7	21634.8	2.435 mg/L	2.435 mg/L	20:55:54
2	As 188.979†	328.1	340.5	0.4747 mg/L	0.4747 mg/L	20:56:14
2	B 182.528†	188.2	202.8	0.5028 mg/L	0.5028 mg/L	20:56:14
2	Ba 233.527†	54647.4	57651.9	0.4882 mg/L	0.4882 mg/L	20:55:54
2	Be 313.107†	241952.2	252019.6	0.0486 mg/L	0.0486 mg/L	20:55:48
2	Ca 315.886†	647868.2	681742.6	4.881 mg/L	4.881 mg/L	20:55:48
2	Cd 228.802†	9679.0	10061.7	0.2466 mg/L	0.2466 mg/L	20:56:14
2	Co 228.616†	16719.6	17770.9	0.4858 mg/L	0.4858 mg/L	20:55:54
2	Cr 267.716†	74896.1	77957.2	0.4877 mg/L	0.4877 mg/L	20:55:54
2	Cu 324.752†	151209.8	153882.8	0.5231 mg/L	0.5231 mg/L	20:55:54
2	Fe 234.349†	115830.3	120715.6	2.438 mg/L	2.438 mg/L	20:55:54
2	Fe 238.204†	281425.8	294666.1	2.446 mg/L	2.446 mg/L	20:55:54
2	Mg 279.077†	121821.5	127835.9	4.846 mg/L	4.846 mg/L	20:55:54
2	Mn 257.610†	404512.1	423744.3	0.5000 mg/L	0.5000 mg/L	20:55:54
2	Mo 202.031†	6413.5	6716.3	0.4904 mg/L	0.4904 mg/L	20:56:14
2	Ni 231.604†	14101.1	14829.4	0.4793 mg/L	0.4793 mg/L	20:55:54
2	P 214.914†	6720.8	7009.3	4.896 mg/L	4.896 mg/L	20:56:14
2	Pb 220.353†	4019.0	4392.4	0.4894 mg/L	0.4894 mg/L	20:56:14
2	Sb 206.836†	942.5	982.1	0.4806 mg/L	0.4806 mg/L	20:56:14
2	Se 196.026†	747.7	791.3	0.9684 mg/L	0.9684 mg/L	20:56:14
2	Sn 189.927†	1730.0	1741.6	0.4832 mg/L	0.4832 mg/L	20:56:14
2	Sr 407.771†	1124606.0	1177969.0	0.0498 mg/L	0.0498 mg/L	20:55:48
2	Ti 337.279†	372150.3	393806.8	0.4928 mg/L	0.4928 mg/L	20:55:54
2	Tl 190.801†	588.1	616.5	0.5534 mg/L	0.5534 mg/L	20:56:14
2	V 292.402†	125509.6	133541.7	0.4952 mg/L	0.4952 mg/L	20:55:54
2	Zn 213.857†	36208.9	37513.4	0.4838 mg/L	0.4838 mg/L	20:55:54

Mean Data: CCV

Analyte	Mean Corrected Intensity	Calib Conc. Units	Std.Dev.	Sample Conc. Units	Std.Dev.	RSD
Y 371.029	3505969.4	0.952 mg/L	0.0026			0.27%
Ag 328.068†	75680.6	0.2474 mg/L	0.00296	0.2474 mg/L	0.00296	1.20%
QC value within limits for Ag 328.068 Recovery = 98.95%						
Al 237.313†	21507.6	2.420 mg/L	0.0201	2.420 mg/L	0.0201	0.83%
QC value within limits for Al 237.313 Recovery = 96.81%						
As 188.979†	340.6	0.4748 mg/L	0.00014	0.4748 mg/L	0.00014	0.03%
QC value within limits for As 188.979 Recovery = 94.96%						
B 182.528†	199.4	0.4944 mg/L	0.01190	0.4944 mg/L	0.01190	2.41%
QC value within limits for B 182.528 Recovery = 98.88%						
Ba 233.527†	57301.1	0.4852 mg/L	0.00419	0.4852 mg/L	0.00419	0.86%

QC value within limits for Ba	233.527	Recovery = 97.05%				
Be 313.107†	251776.1	0.0486 mg/L	0.00006	0.0486 mg/L	0.00006	0.13%
QC value within limits for Be	313.107	Recovery = 97.12%				
Ca 315.886†	680877.0	4.875 mg/L	0.0088	4.875 mg/L	0.0088	0.18%
QC value within limits for Ca	315.886	Recovery = 97.50%				
Cd 228.802†	10024.4	0.2456 mg/L	0.00132	0.2456 mg/L	0.00132	0.54%
QC value within limits for Cd	228.802	Recovery = 98.25%				
Co 228.616†	17646.0	0.4824 mg/L	0.00483	0.4824 mg/L	0.00483	1.00%
QC value within limits for Co	228.616	Recovery = 96.47%				
Cr 267.716†	77609.9	0.4855 mg/L	0.00307	0.4855 mg/L	0.00307	0.63%
QC value within limits for Cr	267.716	Recovery = 97.11%				
Cu 324.752†	153168.4	0.5207 mg/L	0.00343	0.5207 mg/L	0.00343	0.66%
QC value within limits for Cu	324.752	Recovery = 104.13%				
Fe 234.349†	119705.0	2.418 mg/L	0.0289	2.418 mg/L	0.0289	1.20%
QC value within limits for Fe	234.349	Recovery = 96.71%				
Fe 238.204†	292646.3	2.429 mg/L	0.0237	2.429 mg/L	0.0237	0.98%
QC value within limits for Fe	238.204	Recovery = 97.16%				
K 766.490†	51443.6	24.06 mg/L	0.070	24.06 mg/L	0.070	0.29%
QC value within limits for K	766.490	Recovery = 96.25%				
Li 670.784†	18226.7	0.4863 mg/L	0.00467	0.4863 mg/L	0.00467	0.96%
QC value within limits for Li	670.784	Recovery = 97.27%				
Mg 279.077†	126952.8	4.813 mg/L	0.0473	4.813 mg/L	0.0473	0.98%
QC value within limits for Mg	279.077	Recovery = 96.26%				
Mn 257.610†	420764.7	0.4965 mg/L	0.00498	0.4965 mg/L	0.00498	1.00%
QC value within limits for Mn	257.610	Recovery = 99.29%				
Mo 202.031†	6669.9	0.4870 mg/L	0.00479	0.4870 mg/L	0.00479	0.98%
QC value within limits for Mo	202.031	Recovery = 97.40%				
Na 589.592	226406.4	27.89 mg/L	0.061	27.89 mg/L	0.061	0.22%
QC value greater than the upper limit for Na	589.592	Recovery = 111.58%				
Ni 231.604†	14852.3	0.4800 mg/L	0.00104	0.4800 mg/L	0.00104	0.22%
QC value within limits for Ni	231.604	Recovery = 96.00%				
P 214.914†	6978.4	4.875 mg/L	0.0304	4.875 mg/L	0.0304	0.62%
QC value within limits for P	214.914	Recovery = 97.49%				
Pb 220.353†	4371.8	0.4871 mg/L	0.00326	0.4871 mg/L	0.00326	0.67%
QC value within limits for Pb	220.353	Recovery = 97.42%				
Sb 206.836†	976.6	0.4779 mg/L	0.00381	0.4779 mg/L	0.00381	0.80%
QC value within limits for Sb	206.836	Recovery = 95.59%				
Se 196.026†	786.5	0.9626 mg/L	0.00821	0.9626 mg/L	0.00821	0.85%
QC value within limits for Se	196.026	Recovery = 96.26%				
Sn 189.927†	1726.5	0.4790 mg/L	0.00597	0.4790 mg/L	0.00597	1.25%
QC value within limits for Sn	189.927	Recovery = 95.80%				
Sr 407.771†	1175382.2	0.0497 mg/L	0.00016	0.0497 mg/L	0.00016	0.31%
QC value within limits for Sr	407.771	Recovery = 99.33%				
Ti 337.279†	391472.8	0.4899 mg/L	0.00411	0.4899 mg/L	0.00411	0.84%
QC value within limits for Ti	337.279	Recovery = 97.97%				
Tl 190.801†	609.1	0.5470 mg/L	0.00893	0.5470 mg/L	0.00893	1.63%
QC value within limits for Tl	190.801	Recovery = 109.41%				
V 292.402†	132955.9	0.4930 mg/L	0.00309	0.4930 mg/L	0.00309	0.63%
QC value within limits for V	292.402	Recovery = 98.61%				
Zn 213.857†	37267.3	0.4806 mg/L	0.00451	0.4806 mg/L	0.00451	0.94%
QC value within limits for Zn	213.857	Recovery = 96.12%				

QC Failed. Continue with analysis.

```

=====
Sequence No.: 46                               Autosampler Location: 1
Sample ID: ICCB                               Date Collected: 7/13/2006 8:57:53 PM
Analyst:                                       Data Type: Original
Initial Sample Wt:                            Initial Sample Vol:
Dilution:                                     Sample Prep Vol:
=====
    
```

Replicate Data: ICCB

Repl#	Analyte	Net Intensity	Corrected Intensity	Calib. Conc. Units	Sample Conc. Units	Analysis Time
1	K 766.490†	858.5	455.4	0.4200 mg/L	0.4200 mg/L	20:59:26
1	Li 670.784†	82.6	43.0	0.0019 mg/L	0.0019 mg/L	20:59:26
1	Na 589.592	21656.6	22769.9	2.579 mg/L	2.579 mg/L	20:59:26
1	Y 371.029	3563411.5	3563411.5	0.967 mg/L		20:59:39
1	Ag 328.068†	-2404.9	310.1	0.0008 mg/L	0.0008 mg/L	20:59:45
1	Al 237.313†	-33.4	24.1	0.0167 mg/L	0.0167 mg/L	21:00:05
1	As 188.979†	3.1	-1.7	-0.0014 mg/L	-0.0014 mg/L	21:00:05
1	B 182.528†	-2.8	1.7	0.0108 mg/L	0.0108 mg/L	21:00:05

1	Ba 233.527†	-145.0	-40.2	0.0008 mg/L	0.0008 mg/L	21:00:05
1	Be 313.107†	2745.5	89.6	0.0001 mg/L	0.0001 mg/L	20:59:45
1	Ca 315.886†	522.3	95.6	0.0036 mg/L	0.0036 mg/L	20:59:45
1	Cd 228.802†	119.8	-6.1	0.0004 mg/L	0.0004 mg/L	21:00:05
1	Co 228.616†	-175.1	-15.4	-0.0001 mg/L	-0.0001 mg/L	21:00:05
1	Cr 267.716†	849.9	-27.5	0.0006 mg/L	0.0006 mg/L	20:59:45
1	Cu 324.752†	13741.8	8872.4	0.0311 mg/L	0.0311 mg/L	20:59:45
1	Fe 234.349†	1318.9	113.3	0.0043 mg/L	0.0043 mg/L	21:00:05
1	Fe 238.204†	1673.5	63.1	0.0020 mg/L	0.0020 mg/L	21:00:05
1	Mg 279.077†	464.0	41.0	0.0070 mg/L	0.0070 mg/L	20:59:45
1	Mn 257.610†	1850.4	-282.2	-0.0016 mg/L	-0.0016 mg/L	21:00:05
1	Mo 202.031†	55.1	20.0	0.0014 mg/L	0.0014 mg/L	21:00:05
1	Ni 231.604†	24.7	6.9	-0.0007 mg/L	-0.0007 mg/L	21:00:05
1	P 214.914†	176.7	115.2	0.1077 mg/L	0.1077 mg/L	21:00:05
1	Pb 220.353†	-157.5	-2.3	-0.0011 mg/L	-0.0011 mg/L	21:00:05
1	Sb 206.836†	19.5	9.8	0.0052 mg/L	0.0052 mg/L	21:00:05
1	Se 196.026†	-8.7	-5.1	0.0006 mg/L	0.0006 mg/L	21:00:05
1	Sn 189.927†	59.9	-18.2	-0.0092 mg/L	-0.0092 mg/L	21:00:05
1	Sr 407.771†	6164.8	164.9	-0.0002 mg/L	-0.0002 mg/L	20:59:39
1	Ti 337.279†	-1887.1	-8.3	0.0025 mg/L	0.0025 mg/L	20:59:45
1	Tl 190.801†	6.9	4.4	0.0311 mg/L	0.0311 mg/L	21:00:05
1	V 292.402†	-1342.5	-4.5	0.0020 mg/L	0.0020 mg/L	20:59:45
1	Zn 213.857†	615.7	23.0	0.0017 mg/L	0.0017 mg/L	21:00:05
2	K 766.490†	795.2	396.5	0.3927 mg/L	0.3927 mg/L	20:59:31
2	Li 670.784†	89.1	50.4	0.0021 mg/L	0.0021 mg/L	20:59:31
2	Na 589.592	21705.4	22818.7	2.585 mg/L	2.585 mg/L	20:59:31
2	Y 371.029	3535547.2	3535547.2	0.960 mg/L		21:00:11
2	Ag 328.068†	-2486.2	205.8	0.0005 mg/L	0.0005 mg/L	21:00:16
2	Al 237.313†	-24.0	33.7	0.0177 mg/L	0.0177 mg/L	21:00:36
2	As 188.979†	7.3	2.7	0.0047 mg/L	0.0047 mg/L	21:00:36
2	B 182.528†	-0.2	4.4	0.0173 mg/L	0.0173 mg/L	21:00:36
2	Ba 233.527†	-114.3	-9.4	0.0011 mg/L	0.0011 mg/L	21:00:36
2	Be 313.107†	2783.4	151.5	0.0001 mg/L	0.0001 mg/L	21:00:16
2	Ca 315.886†	352.3	-77.4	0.0024 mg/L	0.0024 mg/L	21:00:16
2	Cd 228.802†	136.8	12.6	0.0008 mg/L	0.0008 mg/L	21:00:36
2	Co 228.616†	-183.9	-26.0	-0.0004 mg/L	-0.0004 mg/L	21:00:36
2	Cr 267.716†	837.8	-33.2	0.0005 mg/L	0.0005 mg/L	21:00:16
2	Cu 324.752†	13826.6	9072.8	0.0317 mg/L	0.0317 mg/L	21:00:16
2	Fe 234.349†	1272.2	75.4	0.0035 mg/L	0.0035 mg/L	21:00:36
2	Fe 238.204†	1634.2	35.7	0.0018 mg/L	0.0018 mg/L	21:00:36
2	Mg 279.077†	491.1	73.0	0.0082 mg/L	0.0082 mg/L	21:00:16
2	Mn 257.610†	1850.6	-267.0	-0.0016 mg/L	-0.0016 mg/L	21:00:36
2	Mo 202.031†	63.6	29.3	0.0020 mg/L	0.0020 mg/L	21:00:36
2	Ni 231.604†	22.2	4.5	-0.0008 mg/L	-0.0008 mg/L	21:00:36
2	P 214.914†	156.5	95.5	0.0941 mg/L	0.0941 mg/L	21:00:36
2	Pb 220.353†	-166.3	-12.7	-0.0022 mg/L	-0.0022 mg/L	21:00:36
2	Sb 206.836†	18.6	9.0	0.0048 mg/L	0.0048 mg/L	21:00:36
2	Se 196.026†	-7.3	-3.6	0.0024 mg/L	0.0024 mg/L	21:00:36
2	Sn 189.927†	61.5	-16.0	-0.0086 mg/L	-0.0086 mg/L	21:00:36
2	Sr 407.771†	6282.6	337.8	-0.0002 mg/L	-0.0002 mg/L	21:00:11
2	Ti 337.279†	-1917.2	-55.1	0.0025 mg/L	0.0025 mg/L	21:00:16
2	Tl 190.801†	-1.6	-4.4	0.0237 mg/L	0.0237 mg/L	21:00:36
2	V 292.402†	-1259.1	71.5	0.0023 mg/L	0.0023 mg/L	21:00:16
2	Zn 213.857†	615.3	27.6	0.0018 mg/L	0.0018 mg/L	21:00:36

Mean Data: ICCB

Analyte	Mean Corrected		Calib Conc. Units	Std.Dev.	Sample		RSD
	Intensity	Conc. Units			Conc. Units	Std.Dev.	
Y 371.029	3549479.3	0.963 mg/L		0.0053			0.56%
Ag 328.068†	257.9	0.0006 mg/L		0.00024	0.0006 mg/L	0.00024	38.43%
QC value within limits for Ag 328.068 Recovery = Not calculated							
Al 237.313†	28.9	0.0172 mg/L		0.00076	0.0172 mg/L	0.00076	4.43%
QC value within limits for Al 237.313 Recovery = Not calculated							
As 188.979†	0.5	0.0017 mg/L		0.00437	0.0017 mg/L	0.00437	263.72%
QC value within limits for As 188.979 Recovery = Not calculated							
B 182.528†	3.1	0.0141 mg/L		0.00460	0.0141 mg/L	0.00460	32.71%
QC value within limits for B 182.528 Recovery = Not calculated							
Ba 233.527†	-24.8	0.0010 mg/L		0.00018	0.0010 mg/L	0.00018	18.79%
QC value within limits for Ba 233.527 Recovery = Not calculated							
Be 313.107†	120.5	0.0001 mg/L		0.00001	0.0001 mg/L	0.00001	10.94%
QC value within limits for Be 313.107 Recovery = Not calculated							

Ca	315.886†	9.1	0.0030 mg/L	0.00087	0.0030 mg/L	0.00087	29.31%
	QC value within limits for Ca 315.886 Recovery = Not calculated						
Cd	228.802†	3.3	0.0006 mg/L	0.00030	0.0006 mg/L	0.00030	48.44%
	QC value within limits for Cd 228.802 Recovery = Not calculated						
Co	228.616†	-20.7	-0.0003 mg/L	0.00020	-0.0003 mg/L	0.00020	70.50%
	QC value within limits for Co 228.616 Recovery = Not calculated						
Cr	267.716†	-30.3	0.0006 mg/L	0.00003	0.0006 mg/L	0.00003	4.56%
	QC value within limits for Cr 267.716 Recovery = Not calculated						
Cu	324.752†	8972.6	0.0314 mg/L	0.00048	0.0314 mg/L	0.00048	1.53%
	QC value greater than the upper limit for Cu 324.752 Recovery = Not calculated						
Fe	234.349†	94.3	0.0039 mg/L	0.00054	0.0039 mg/L	0.00054	13.99%
	QC value within limits for Fe 234.349 Recovery = Not calculated						
Fe	238.204†	49.4	0.0019 mg/L	0.00016	0.0019 mg/L	0.00016	8.28%
	QC value within limits for Fe 238.204 Recovery = Not calculated						
K	766.490†	425.9	0.4064 mg/L	0.01932	0.4064 mg/L	0.01932	4.75%
	QC value greater than the upper limit for K 766.490 Recovery = Not calculated						
Li	670.784†	46.7	0.0020 mg/L	0.00014	0.0020 mg/L	0.00014	6.94%
	QC value within limits for Li 670.784 Recovery = Not calculated						
Mg	279.077†	57.0	0.0076 mg/L	0.00086	0.0076 mg/L	0.00086	11.21%
	QC value within limits for Mg 279.077 Recovery = Not calculated						
Mn	257.610†	-274.6	-0.0016 mg/L	0.00001	-0.0016 mg/L	0.00001	0.80%
	QC value within limits for Mn 257.610 Recovery = Not calculated						
Mo	202.031†	24.6	0.0017 mg/L	0.00048	0.0017 mg/L	0.00048	28.11%
	QC value within limits for Mo 202.031 Recovery = Not calculated						
Na	589.592	22794.3	2.582 mg/L	0.0043	2.582 mg/L	0.0043	0.17%
	QC value greater than the upper limit for Na 589.592 Recovery = Not calculated						
Ni	231.604†	5.7	-0.0008 mg/L	0.00005	-0.0008 mg/L	0.00005	7.26%
	QC value within limits for Ni 231.604 Recovery = Not calculated						
P	214.914†	105.3	0.1009 mg/L	0.00966	0.1009 mg/L	0.00966	9.57%
	QC value greater than the upper limit for P 214.914 Recovery = Not calculated						
Pb	220.353†	-7.5	-0.0017 mg/L	0.00082	-0.0017 mg/L	0.00082	49.35%
	QC value within limits for Pb 220.353 Recovery = Not calculated						
Sb	206.836†	9.4	0.0050 mg/L	0.00027	0.0050 mg/L	0.00027	5.39%
	QC value within limits for Sb 206.836 Recovery = Not calculated						
Se	196.026†	-4.3	0.0015 mg/L	0.00126	0.0015 mg/L	0.00126	85.04%
	QC value within limits for Se 196.026 Recovery = Not calculated						
Sn	189.927†	-17.1	-0.0089 mg/L	0.00042	-0.0089 mg/L	0.00042	4.73%
	QC value within limits for Sn 189.927 Recovery = Not calculated						
Sr	407.771†	251.4	-0.0002 mg/L	0.00001	-0.0002 mg/L	0.00001	3.15%
	QC value within limits for Sr 407.771 Recovery = Not calculated						
Ti	337.279†	-31.7	0.0025 mg/L	0.00004	0.0025 mg/L	0.00004	1.66%
	QC value within limits for Ti 337.279 Recovery = Not calculated						
Tl	190.801†	-0.0	0.0274 mg/L	0.00524	0.0274 mg/L	0.00524	19.10%
	QC value within limits for Tl 190.801 Recovery = Not calculated						
V	292.402†	33.5	0.0021 mg/L	0.00020	0.0021 mg/L	0.00020	9.63%
	QC value greater than the upper limit for V 292.402 Recovery = Not calculated						
Zn	213.857†	25.3	0.0017 mg/L	0.00004	0.0017 mg/L	0.00004	2.45%
	QC value within limits for Zn 213.857 Recovery = Not calculated						
QC Failed. Continue with analysis.							

Sequence No.: 47

Autosampler Location: 39

Sample ID: 0607120-05TCLP

Date Collected: 7/13/2006 9:02:16 PM

Analyst:

Data Type: Original

Initial Sample Wt:

Initial Sample Vol:

Dilution:

Sample Prep Vol:

Replicate Data: 0607120-05TCLP

Repl#	Analyte	Net Intensity	Corrected Intensity	Calib. Conc. Units	Sample Conc. Units	Analysis Time
1	K 766.490†	6282.3	7135.3	3.517 mg/L	3.517 mg/L	21:03:55
1	Li 670.784†	96.1	73.3	0.0027 mg/L	0.0027 mg/L	21:03:55
1	Na 589.592	Saturated2	Saturated2			21:03:55
Saturated in preshot (code 2)						
1	Y 371.029	3058799.8	3058799.8	0.830 mg/L		21:04:08
1	Ag 328.068†	-1994.7	393.9	0.0011 mg/L	0.0011 mg/L	21:04:14
1	Al 237.313†	3863.7	4712.9	0.5427 mg/L	0.5427 mg/L	21:04:14
1	As 188.979†	3.5	-0.7	0.0000 mg/L	0.0000 mg/L	21:04:34
1	B 182.528†	37.4	49.6	0.1280 mg/L	0.1280 mg/L	21:04:34
1	Ba 233.527†	14697.7	17814.6	0.1517 mg/L	0.1517 mg/L	21:04:14
1	Be 313.107†	4307.5	2439.6	0.0005 mg/L	0.0005 mg/L	21:04:14

2	Na 589.592	72547.5	73660.8	8.905 mg/L	8.905 mg/L	21:26:13
2	Y 371.029	3594690.1	3594690.1	0.976 mg/L		21:27:26
2	Ag 328.068†	-4576.3	-1894.0	0.0034 mg/L	0.0034 mg/L	21:27:32
2	Al 237.313†	1031079.0	1056936.9	117.6 mg/L	117.6 mg/L	21:27:26
2	As 188.979†	92.8	90.2	0.1204 mg/L	0.1204 mg/L	21:27:52
2	B 182.528†	16.2	21.3	0.0587 mg/L	0.0587 mg/L	21:27:52
2	Ba 233.527†	49770.0	51125.0	0.4329 mg/L	0.4329 mg/L	21:27:32
2	Be 313.107†	53078.6	51657.5	0.0061 mg/L	0.0061 mg/L	21:27:32
2	Ca 315.886†	7185129.6	7364468.9	52.67 mg/L	52.67 mg/L	21:27:26
2	Cd 228.802†	423.1	303.7	0.0096 mg/L	0.0096 mg/L	21:27:52
2	Co 228.616†	4400.4	4676.2	0.1148 mg/L	0.1148 mg/L	21:27:52
2	Cr 267.716†	27858.2	27648.9	0.1849 mg/L	0.1849 mg/L	21:27:32
2	Cu 324.752†	97143.7	94237.5	0.3694 mg/L	0.3694 mg/L	21:27:32
2	Fe 234.349†	11727859.3	12020059.3	243.1 mg/L	243.1 mg/L	21:27:18
2	Fe 238.204†	24954502.0	25577237.5	212.1 mg/L	212.1 mg/L	21:27:18
2	Mg 279.077†	1497641.8	1534676.6	58.03 mg/L	58.03 mg/L	21:27:26
2	Mn 257.610†	4045824.0	4144861.6	4.901 mg/L	4.901 mg/L	21:27:26
2	Mo 202.031†	396.8	369.7	0.0269 mg/L	0.0269 mg/L	21:27:32
2	Ni 231.604†	4337.7	4427.6	0.1424 mg/L	0.1424 mg/L	21:27:52
2	P 214.914†	20824.9	21278.4	14.81 mg/L	14.81 mg/L	21:27:32
2	Pb 220.353†	2411.1	2632.0	0.3037 mg/L	0.3037 mg/L	21:27:52
2	Sb 206.836†	45.5	36.3	0.0093 mg/L	0.0093 mg/L	21:27:52
2	Se 196.026†	7.9	12.0	0.0213 mg/L	0.0213 mg/L	21:27:52
2	Sn 189.927†	-2.0	-82.1	-0.0108 mg/L	-0.0108 mg/L	21:27:52
2	Sr 407.771†	4334703.0	4436954.8	0.1880 mg/L	0.1880 mg/L	21:27:18
2	Ti 337.279†	4950622.3	5076438.0	6.322 mg/L	6.322 mg/L	21:27:26
2	Tl 190.801†	-55.9	-60.0	0.0472 mg/L	0.0472 mg/L	21:27:52
2	V 292.402†	100135.2	104024.4	0.3414 mg/L	0.3414 mg/L	21:27:32
2	Zn 213.857†	80220.1	81613.7	1.036 mg/L	1.036 mg/L	21:27:32

Mean Data: 0607155-01

Analyte	Mean Corrected Intensity	Conc. Units	Calib	Std.Dev.	Conc. Units	Sample	Std.Dev.	RSD
Y 371.029	3585557.9	0.973 mg/L		0.0035				0.36%
Ag 328.068†	-1941.3	0.0033 mg/L		0.00016	0.0033 mg/L		0.00016	4.93%
Al 237.313†	1057799.0	117.7 mg/L		0.13	117.7 mg/L		0.13	0.11%
As 188.979†	87.6	0.1167 mg/L		0.00526	0.1167 mg/L		0.00526	4.50%
B 182.528†	23.0	0.0630 mg/L		0.00606	0.0630 mg/L		0.00606	9.63%
Ba 233.527†	51106.5	0.4327 mg/L		0.00022	0.4327 mg/L		0.00022	0.05%
Be 313.107†	51741.6	0.0061 mg/L		0.00003	0.0061 mg/L		0.00003	0.49%
Ca 315.886†	7372138.3	52.73 mg/L		0.078	52.73 mg/L		0.078	0.15%
Cd 228.802†	310.6	0.0098 mg/L		0.00028	0.0098 mg/L		0.00028	2.86%
Co 228.616†	4684.4	0.1151 mg/L		0.00031	0.1151 mg/L		0.00031	0.27%
Cr 267.716†	27699.3	0.1853 mg/L		0.00053	0.1853 mg/L		0.00053	0.28%
Cu 324.752†	94285.0	0.3697 mg/L		0.00048	0.3697 mg/L		0.00048	0.13%
Fe 234.349†	12068249.0	244.1 mg/L		1.38	244.1 mg/L		1.38	0.56%
Fe 238.204†	25672510.0	212.9 mg/L		1.12	212.9 mg/L		1.12	0.52%
K 766.490†	19529.9	9.264 mg/L		0.0428	9.264 mg/L		0.0428	0.46%
Li 670.784†	6294.9	0.1685 mg/L		0.00101	0.1685 mg/L		0.00101	0.60%
Mg 279.077†	1536295.7	58.09 mg/L		0.086	58.09 mg/L		0.086	0.15%
Mn 257.610†	4147471.9	4.904 mg/L		0.0044	4.904 mg/L		0.0044	0.09%
Mo 202.031†	371.0	0.0270 mg/L		0.00013	0.0270 mg/L		0.00013	0.49%
Na 589.592	73928.3	8.939 mg/L		0.0470	8.939 mg/L		0.0470	0.53%
Ni 231.604†	4416.2	0.1420 mg/L		0.00052	0.1420 mg/L		0.00052	0.37%
P 214.914†	21300.3	14.82 mg/L		0.022	14.82 mg/L		0.022	0.15%
Pb 220.353†	2662.4	0.3071 mg/L		0.00476	0.3071 mg/L		0.00476	1.55%
Sb 206.836†	36.4	0.0093 mg/L		0.00007	0.0093 mg/L		0.00007	0.76%
Se 196.026†	9.8	0.0187 mg/L		0.00373	0.0187 mg/L		0.00373	19.91%
Sn 189.927†	-71.0	-0.0077 mg/L		0.00444	-0.0077 mg/L		0.00444	57.92%
Sr 407.771†	4445631.6	0.1883 mg/L		0.00052	0.1883 mg/L		0.00052	0.28%
Ti 337.279†	5077567.0	6.324 mg/L		0.0020	6.324 mg/L		0.0020	0.03%
Tl 190.801†	-54.4	0.0520 mg/L		0.00677	0.0520 mg/L		0.00677	13.02%
V 292.402†	103978.0	0.3411 mg/L		0.00042	0.3411 mg/L		0.00042	0.12%
Zn 213.857†	81469.6	1.034 mg/L		0.0028	1.034 mg/L		0.0028	0.27%

Sequence No.: 53
Sample ID: BG61320-BLK1
Analyst:
Initial Sample Wt:
Dilution:

Autosampler Location: 45
Date Collected: 7/13/2006 9:29:29 PM
Data Type: Original
Initial Sample Vol:
Sample Prep Vol:

 Replicate Data: BG61320-BLK1

Repl#	Analyte	Net Intensity	Corrected Intensity	Calib. Conc.	Units	Sample Conc.	Units	Analysis Time
1	K 766.490†	758.7	390.3	0.3899	mg/L	0.3899	mg/L	21:31:06
1	Li 670.784†	102.1	68.3	0.0026	mg/L	0.0026	mg/L	21:31:06
1	Na 589.592	27658.5	28771.8	3.325	mg/L	3.325	mg/L	21:31:06
1	Y 371.029	3398173.2	3398173.2	0.922	mg/L			21:31:20
1	Ag 328.068†	-2329.1	271.3	0.0007	mg/L	0.0007	mg/L	21:31:25
1	Al 237.313†	39.1	101.0	0.0251	mg/L	0.0251	mg/L	21:31:45
1	As 188.979†	7.5	3.3	0.0055	mg/L	0.0055	mg/L	21:31:45
1	B 182.528†	-2.7	1.8	0.0109	mg/L	0.0109	mg/L	21:31:45
1	Ba 233.527†	-32.6	74.3	0.0018	mg/L	0.0018	mg/L	21:31:45
1	Be 313.107†	2879.0	372.4	0.0001	mg/L	0.0001	mg/L	21:31:25
1	Ca 315.886†	7212.9	7376.5	0.0557	mg/L	0.0557	mg/L	21:31:25
1	Cd 228.802†	144.9	27.1	0.0012	mg/L	0.0012	mg/L	21:31:45
1	Co 228.616†	-174.7	-23.7	-0.0004	mg/L	-0.0004	mg/L	21:31:45
1	Cr 267.716†	1820.9	1068.1	0.0074	mg/L	0.0074	mg/L	21:31:25
1	Cu 324.752†	20228.1	16596.4	0.0572	mg/L	0.0572	mg/L	21:31:25
1	Fe 234.349†	3218.0	2238.8	0.0472	mg/L	0.0472	mg/L	21:31:25
1	Fe 238.204†	6204.8	5060.5	0.0435	mg/L	0.0435	mg/L	21:31:25
1	Mg 279.077†	545.0	152.2	0.0112	mg/L	0.0112	mg/L	21:31:25
1	Mn 257.610†	3023.4	1082.7	0.0000	mg/L	0.0000	mg/L	21:31:25
1	Mo 202.031†	48.3	15.4	0.0010	mg/L	0.0010	mg/L	21:31:45
1	Ni 231.604†	107.9	98.4	0.0022	mg/L	0.0022	mg/L	21:31:45
1	P 214.914†	1390.6	1440.2	1.028	mg/L	1.028	mg/L	21:31:45
1	Pb 220.353†	-116.4	34.4	0.0030	mg/L	0.0030	mg/L	21:31:45
1	Sb 206.836†	8.2	-1.5	-0.0005	mg/L	-0.0005	mg/L	21:31:45
1	Se 196.026†	-5.6	-2.1	0.0042	mg/L	0.0042	mg/L	21:31:45
1	Sn 189.927†	91.8	19.4	0.0013	mg/L	0.0013	mg/L	21:31:45
1	Sr 407.771†	7789.5	2236.6	-0.0001	mg/L	-0.0001	mg/L	21:31:20
1	Ti 337.279†	-1225.9	613.7	0.0033	mg/L	0.0033	mg/L	21:31:25
1	Tl 190.801†	4.6	2.2	0.0293	mg/L	0.0293	mg/L	21:31:45
1	V 292.402†	-1343.4	-73.0	0.0017	mg/L	0.0017	mg/L	21:31:25
1	Zn 213.857†	1383.6	886.7	0.0129	mg/L	0.0129	mg/L	21:31:45
2	K 766.490†	810.0	439.8	0.4128	mg/L	0.4128	mg/L	21:31:12
2	Li 670.784†	75.7	39.1	0.0018	mg/L	0.0018	mg/L	21:31:12
2	Na 589.592	27747.7	28861.0	3.336	mg/L	3.336	mg/L	21:31:12
2	Y 371.029	3422443.3	3422443.3	0.929	mg/L			21:31:51
2	Ag 328.068†	-2410.7	201.4	0.0004	mg/L	0.0004	mg/L	21:31:57
2	Al 237.313†	-9.4	48.5	0.0193	mg/L	0.0193	mg/L	21:32:17
2	As 188.979†	0.6	-4.2	-0.0049	mg/L	-0.0049	mg/L	21:32:17
2	B 182.528†	-3.7	0.6	0.0081	mg/L	0.0081	mg/L	21:32:17
2	Ba 233.527†	-38.8	68.0	0.0018	mg/L	0.0018	mg/L	21:32:17
2	Be 313.107†	2867.4	337.8	0.0001	mg/L	0.0001	mg/L	21:31:57
2	Ca 315.886†	7337.7	7455.3	0.0562	mg/L	0.0562	mg/L	21:31:57
2	Cd 228.802†	126.4	6.1	0.0007	mg/L	0.0007	mg/L	21:32:17
2	Co 228.616†	-158.6	-5.1	0.0001	mg/L	0.0001	mg/L	21:32:17
2	Cr 267.716†	1719.2	944.6	0.0067	mg/L	0.0067	mg/L	21:31:57
2	Cu 324.752†	20201.5	16412.2	0.0566	mg/L	0.0566	mg/L	21:31:57
2	Fe 234.349†	2968.4	1945.4	0.0413	mg/L	0.0413	mg/L	21:31:57
2	Fe 238.204†	5602.6	4364.4	0.0377	mg/L	0.0377	mg/L	21:31:57
2	Mg 279.077†	592.9	199.6	0.0130	mg/L	0.0130	mg/L	21:31:57
2	Mn 257.610†	2972.3	1004.4	-0.0001	mg/L	-0.0001	mg/L	21:31:57
2	Mo 202.031†	53.1	20.2	0.0014	mg/L	0.0014	mg/L	21:32:17
2	Ni 231.604†	104.0	93.3	0.0021	mg/L	0.0021	mg/L	21:32:17
2	P 214.914†	1395.0	1434.3	1.024	mg/L	1.024	mg/L	21:32:17
2	Pb 220.353†	-129.4	21.2	0.0015	mg/L	0.0015	mg/L	21:32:17
2	Sb 206.836†	9.9	0.3	0.0004	mg/L	0.0004	mg/L	21:32:17
2	Se 196.026†	-3.7	-0.1	0.0067	mg/L	0.0067	mg/L	21:32:17
2	Sn 189.927†	83.9	10.2	-0.0013	mg/L	-0.0013	mg/L	21:32:17
2	Sr 407.771†	7832.3	2222.7	-0.0001	mg/L	-0.0001	mg/L	21:31:51
2	Ti 337.279†	-1282.0	562.8	0.0032	mg/L	0.0032	mg/L	21:31:57
2	Tl 190.801†	1.4	-1.3	0.0264	mg/L	0.0264	mg/L	21:32:17
2	V 292.402†	-1357.2	-77.6	0.0017	mg/L	0.0017	mg/L	21:31:57
2	Zn 213.857†	1367.9	859.1	0.0125	mg/L	0.0125	mg/L	21:32:17

 Mean Data: BG61320-BLK1

Analyte	Mean Corrected Intensity	Calib Conc. Units	Std.Dev.	Sample Conc. Units	Std.Dev.	RSD
---------	--------------------------	-------------------	----------	--------------------	----------	-----

Y 371.029	3410308.2	0.926 mg/L	0.0047			0.50%
Ag 328.068†	236.3	0.0006 mg/L	0.00016	0.0006 mg/L	0.00016	29.00%
Al 237.313†	74.8	0.0222 mg/L	0.00415	0.0222 mg/L	0.00415	18.70%
As 188.979†	-0.5	0.0003 mg/L	0.00735	0.0003 mg/L	0.00735	>999.9%
B 182.528†	1.2	0.0095 mg/L	0.00196	0.0095 mg/L	0.00196	20.61%
Ba 233.527†	71.2	0.0018 mg/L	0.00004	0.0018 mg/L	0.00004	2.12%
Be 313.107†	355.1	0.0001 mg/L	0.00000	0.0001 mg/L	0.00000	3.92%
Ca 315.886†	7415.9	0.0559 mg/L	0.00040	0.0559 mg/L	0.00040	0.71%
Cd 228.802†	16.6	0.0009 mg/L	0.00032	0.0009 mg/L	0.00032	33.72%
Co 228.616†	-14.4	-0.0001 mg/L	0.00036	-0.0001 mg/L	0.00036	300.60%
Cr 267.716†	1006.4	0.0070 mg/L	0.00055	0.0070 mg/L	0.00055	7.76%
Cu 324.752†	16504.3	0.0569 mg/L	0.00044	0.0569 mg/L	0.00044	0.78%
Fe 234.349†	2092.1	0.0442 mg/L	0.00419	0.0442 mg/L	0.00419	9.48%
Fe 238.204†	4712.5	0.0406 mg/L	0.00408	0.0406 mg/L	0.00408	10.05%
K 766.490†	415.1	0.4013 mg/L	0.01623	0.4013 mg/L	0.01623	4.04%
Li 670.784†	53.7	0.0022 mg/L	0.00055	0.0022 mg/L	0.00055	24.85%
Mg 279.077†	175.9	0.0121 mg/L	0.00127	0.0121 mg/L	0.00127	10.46%
Mn 257.610†	1043.5	0.0000 mg/L	0.00007	0.0000 mg/L	0.00007	152.71%
Mo 202.031†	17.8	0.0012 mg/L	0.00025	0.0012 mg/L	0.00025	20.70%
Na 589.592	28816.4	3.330 mg/L	0.0078	3.330 mg/L	0.0078	0.24%
Ni 231.604†	95.8	0.0022 mg/L	0.00012	0.0022 mg/L	0.00012	5.39%
P 214.914†	1437.3	1.026 mg/L	0.0029	1.026 mg/L	0.0029	0.28%
Pb 220.353†	27.8	0.0023 mg/L	0.00104	0.0023 mg/L	0.00104	45.68%
Sb 206.836†	-0.6	-0.0001 mg/L	0.00064	-0.0001 mg/L	0.00064	711.31%
Se 196.026†	-1.1	0.0054 mg/L	0.00178	0.0054 mg/L	0.00178	32.71%
Sn 189.927†	14.8	0.0000 mg/L	0.00183	0.0000 mg/L	0.00183	>999.9%
Sr 407.771†	2229.6	-0.0001 mg/L	0.00000	-0.0001 mg/L	0.00000	0.52%
Ti 337.279†	588.3	0.0033 mg/L	0.00004	0.0033 mg/L	0.00004	1.38%
Tl 190.801†	0.4	0.0279 mg/L	0.00211	0.0279 mg/L	0.00211	7.57%
V 292.402†	-75.3	0.0017 mg/L	0.00001	0.0017 mg/L	0.00001	0.38%
Zn 213.857†	872.9	0.0127 mg/L	0.00025	0.0127 mg/L	0.00025	1.98%

Sequence No.: 54
Sample ID: BG61320-BS1
Analyst:
Initial Sample Wt:
Dilution:

Autosampler Location: 46
Date Collected: 7/13/2006 9:33:54 PM
Data Type: Original
Initial Sample Vol:
Sample Prep Vol:

Replicate Data: BG61320-BS1

Repl#	Analyte	Net	Corrected	Calib.	Sample	Analysis
		Intensity	Intensity	Conc. Units	Conc. Units	Time
1	K 766.490†	47769.9	53364.4	24.95 mg/L	24.95 mg/L	21:35:30
1	Li 670.784†	16697.8	18762.0	0.5006 mg/L	0.5006 mg/L	21:35:30
1	Na 589.592	197385.9	198499.3	24.42 mg/L	24.42 mg/L	21:35:30
1	Y 371.029	3271854.1	3271854.1	0.888 mg/L		21:35:44
1	Ag 328.068†	64174.9	75068.0	0.2454 mg/L	0.2454 mg/L	21:35:49
1	Al 237.313†	19054.4	21517.0	2.421 mg/L	2.421 mg/L	21:35:49
1	As 188.979†	304.0	337.5	0.4704 mg/L	0.4704 mg/L	21:36:10
1	B 182.528†	165.8	191.3	0.4747 mg/L	0.4747 mg/L	21:36:10
1	Ba 233.527†	51616.8	58238.6	0.4932 mg/L	0.4932 mg/L	21:35:49
1	Be 313.107†	228703.6	254807.8	0.0491 mg/L	0.0491 mg/L	21:35:49
1	Ca 315.886†	621551.0	699522.1	5.008 mg/L	5.008 mg/L	21:35:44
1	Cd 228.802†	8922.5	9918.2	0.2431 mg/L	0.2431 mg/L	21:36:10
1	Co 228.616†	16007.4	18192.6	0.4973 mg/L	0.4973 mg/L	21:36:10
1	Cr 267.716†	72495.3	80735.1	0.5051 mg/L	0.5051 mg/L	21:35:49
1	Cu 324.752†	143070.8	155783.9	0.5295 mg/L	0.5295 mg/L	21:35:49
1	Fe 234.349†	111969.5	124845.2	2.521 mg/L	2.521 mg/L	21:35:49
1	Fe 238.204†	271977.9	304623.6	2.528 mg/L	2.528 mg/L	21:35:49
1	Mg 279.077†	113103.1	126933.6	4.812 mg/L	4.812 mg/L	21:35:49
1	Mn 257.610†	386540.2	433111.0	0.5111 mg/L	0.5111 mg/L	21:35:49
1	Mo 202.031†	6224.5	6972.8	0.5091 mg/L	0.5091 mg/L	21:36:10
1	Ni 231.604†	13670.1	15376.1	0.4970 mg/L	0.4970 mg/L	21:35:49
1	P 214.914†	6048.8	6744.3	4.712 mg/L	4.712 mg/L	21:36:10
1	Pb 220.353†	3731.7	4363.0	0.4862 mg/L	0.4862 mg/L	21:36:10
1	Sb 206.836†	860.4	958.6	0.4685 mg/L	0.4685 mg/L	21:36:10
1	Se 196.026†	651.7	737.8	0.9035 mg/L	0.9035 mg/L	21:36:10
1	Sn 189.927†	1710.4	1846.1	0.5124 mg/L	0.5124 mg/L	21:36:10
1	Sr 407.771†	1072071.2	1201115.3	0.0508 mg/L	0.0508 mg/L	21:35:44
1	Ti 337.279†	354793.2	401497.3	0.5023 mg/L	0.5023 mg/L	21:35:49
1	Tl 190.801†	542.6	608.3	0.5464 mg/L	0.5464 mg/L	21:36:10

1	V 292.402†	119967.8	136486.7	0.5062 mg/L	0.5062 mg/L	21:35:49
1	Zn 213.857†	33168.8	36739.8	0.4737 mg/L	0.4737 mg/L	21:35:49
2	K 766.490†	47673.8	52493.6	24.55 mg/L	24.55 mg/L	21:35:35
2	Li 670.784†	16771.6	18576.9	0.4957 mg/L	0.4957 mg/L	21:35:35
2	Na 589.592	196608.2	197721.5	24.33 mg/L	24.33 mg/L	21:35:35
2	Y 371.029	3318987.4	3318987.4	0.901 mg/L	0.901 mg/L	21:36:16
2	Ag 328.068†	63760.4	73581.5	0.2405 mg/L	0.2405 mg/L	21:36:21
2	Al 237.313†	18980.1	21129.8	2.378 mg/L	2.378 mg/L	21:36:21
2	As 188.979†	303.3	331.8	0.4625 mg/L	0.4625 mg/L	21:36:41
2	B 182.528†	169.6	192.9	0.4785 mg/L	0.4785 mg/L	21:36:41
2	Ba 233.527†	51820.4	57639.1	0.4881 mg/L	0.4881 mg/L	21:36:21
2	Be 313.107†	228364.1	250773.3	0.0484 mg/L	0.0484 mg/L	21:36:21
2	Ca 315.886†	629891.0	698840.7	5.003 mg/L	5.003 mg/L	21:36:16
2	Cd 228.802†	8883.6	9732.3	0.2386 mg/L	0.2386 mg/L	21:36:41
2	Co 228.616†	15942.5	17864.5	0.4883 mg/L	0.4883 mg/L	21:36:41
2	Cr 267.716†	72831.1	79948.5	0.5002 mg/L	0.5002 mg/L	21:36:21
2	Cu 324.752†	143292.4	153741.8	0.5226 mg/L	0.5226 mg/L	21:36:21
2	Fe 234.349†	111517.1	122552.3	2.475 mg/L	2.475 mg/L	21:36:21
2	Fe 238.204†	272281.2	300610.7	2.495 mg/L	2.495 mg/L	21:36:21
2	Mg 279.077†	113157.8	125185.4	4.746 mg/L	4.746 mg/L	21:36:21
2	Mn 257.610†	387741.5	428262.8	0.5053 mg/L	0.5053 mg/L	21:36:21
2	Mo 202.031†	6196.1	6841.8	0.4996 mg/L	0.4996 mg/L	21:36:41
2	Ni 231.604†	13812.0	15315.0	0.4950 mg/L	0.4950 mg/L	21:36:21
2	P 214.914†	6015.0	6610.0	4.619 mg/L	4.619 mg/L	21:36:41
2	Pb 220.353†	3697.6	4265.5	0.4753 mg/L	0.4753 mg/L	21:36:41
2	Sb 206.836†	845.6	928.4	0.4536 mg/L	0.4536 mg/L	21:36:41
2	Se 196.026†	633.8	707.6	0.8667 mg/L	0.8667 mg/L	21:36:41
2	Sn 189.927†	1704.9	1812.6	0.5031 mg/L	0.5031 mg/L	21:36:41
2	Sr 407.771†	1085205.7	1198551.5	0.0506 mg/L	0.0506 mg/L	21:36:16
2	Ti 337.279†	356035.3	397202.1	0.4970 mg/L	0.4970 mg/L	21:36:21
2	Tl 190.801†	548.1	605.7	0.5442 mg/L	0.5442 mg/L	21:36:41
2	V 292.402†	121036.3	135754.3	0.5034 mg/L	0.5034 mg/L	21:36:21
2	Zn 213.857†	33199.1	36243.0	0.4673 mg/L	0.4673 mg/L	21:36:21

Mean Data: BG61320-BS1

Analyte	Mean Corrected Intensity	Conc.	Calib Units	Std.Dev.	Sample Conc. Units	Std.Dev.	RSD
Y 371.029	3295420.7	0.894	mg/L	0.0090			1.01%
Ag 328.068†	74324.8	0.2430	mg/L	0.00344	0.2430 mg/L	0.00344	1.41%
Al 237.313†	21323.4	2.399	mg/L	0.0306	2.399 mg/L	0.0306	1.28%
As 188.979†	334.7	0.4665	mg/L	0.00560	0.4665 mg/L	0.00560	1.20%
B 182.528†	192.1	0.4766	mg/L	0.00269	0.4766 mg/L	0.00269	0.56%
Ba 233.527†	57938.8	0.4906	mg/L	0.00358	0.4906 mg/L	0.00358	0.73%
Be 313.107†	252790.6	0.0488	mg/L	0.00055	0.0488 mg/L	0.00055	1.13%
Ca 315.886†	699181.4	5.006	mg/L	0.0035	5.006 mg/L	0.0035	0.07%
Cd 228.802†	9825.2	0.2409	mg/L	0.00322	0.2409 mg/L	0.00322	1.34%
Co 228.616†	18028.5	0.4928	mg/L	0.00634	0.4928 mg/L	0.00634	1.29%
Cr 267.716†	80341.8	0.5026	mg/L	0.00347	0.5026 mg/L	0.00347	0.69%
Cu 324.752†	154762.8	0.5261	mg/L	0.00490	0.5261 mg/L	0.00490	0.93%
Fe 234.349†	123698.8	2.498	mg/L	0.0328	2.498 mg/L	0.0328	1.31%
Fe 238.204†	302617.1	2.512	mg/L	0.0235	2.512 mg/L	0.0235	0.94%
K 766.490†	52929.0	24.75	mg/L	0.285	24.75 mg/L	0.285	1.15%
Li 670.784†	18669.5	0.4981	mg/L	0.00349	0.4981 mg/L	0.00349	0.70%
Mg 279.077†	126059.5	4.779	mg/L	0.0468	4.779 mg/L	0.0468	0.98%
Mn 257.610†	430686.9	0.5082	mg/L	0.00406	0.5082 mg/L	0.00406	0.80%
Mo 202.031†	6907.3	0.5043	mg/L	0.00677	0.5043 mg/L	0.00677	1.34%
Na 589.592	198110.4	24.38	mg/L	0.068	24.38 mg/L	0.068	0.28%
Ni 231.604†	15345.5	0.4960	mg/L	0.00141	0.4960 mg/L	0.00141	0.28%
P 214.914†	6677.2	4.665	mg/L	0.0660	4.665 mg/L	0.0660	1.41%
Pb 220.353†	4314.3	0.4807	mg/L	0.00770	0.4807 mg/L	0.00770	1.60%
Sb 206.836†	943.5	0.4610	mg/L	0.01056	0.4610 mg/L	0.01056	2.29%
Se 196.026†	722.7	0.8851	mg/L	0.02599	0.8851 mg/L	0.02599	2.94%
Sn 189.927†	1829.4	0.5077	mg/L	0.00662	0.5077 mg/L	0.00662	1.30%
Sr 407.771†	1199833.4	0.0507	mg/L	0.00008	0.0507 mg/L	0.00008	0.15%
Ti 337.279†	399349.7	0.4997	mg/L	0.00378	0.4997 mg/L	0.00378	0.76%
Tl 190.801†	607.0	0.5453	mg/L	0.00154	0.5453 mg/L	0.00154	0.28%
V 292.402†	136120.5	0.5048	mg/L	0.00199	0.5048 mg/L	0.00199	0.39%
Zn 213.857†	36491.4	0.4705	mg/L	0.00453	0.4705 mg/L	0.00453	0.96%

Sequence No.: 55

Autosampler Location: 47

Sample ID: BG61320-BSD1

Date Collected: 7/13/2006 9:38:20 PM

Analyst:

Data Type: Original

Initial Sample Wt:

Initial Sample Vol:

Dilution:

Sample Prep Vol:

Replicate Data: BG61320-BSD1

Repl#	Analyte	Net Intensity	Corrected Intensity	Calib. Conc. Units	Sample Conc. Units	Analysis Time
1	K 766.490†	48125.4	53062.7	24.81 mg/L	24.81 mg/L	21:39:54
1	Li 670.784†	16830.6	18666.1	0.4980 mg/L	0.4980 mg/L	21:39:54
1	Na 589.592	197184.4	198297.7	24.40 mg/L	24.40 mg/L	21:39:54
1	Y 371.029	3314785.7	3314785.7	0.900 mg/L		21:40:09
1	Ag 328.068†	64968.0	75013.6	0.2452 mg/L	0.2452 mg/L	21:40:14
1	Al 237.313†	19292.6	21503.8	2.420 mg/L	2.420 mg/L	21:40:14
1	As 188.979†	310.0	339.7	0.4736 mg/L	0.4736 mg/L	21:40:34
1	B 182.528†	168.7	192.1	0.4766 mg/L	0.4766 mg/L	21:40:34
1	Ba 233.527†	52228.3	58165.4	0.4925 mg/L	0.4925 mg/L	21:40:14
1	Be 313.107†	229812.0	252704.2	0.0487 mg/L	0.0487 mg/L	21:40:09
1	Ca 315.886†	636654.7	707245.4	5.063 mg/L	5.063 mg/L	21:40:09
1	Cd 228.802†	9029.1	9906.5	0.2428 mg/L	0.2428 mg/L	21:40:34
1	Co 228.616†	15892.0	17830.8	0.4874 mg/L	0.4874 mg/L	21:40:14
1	Cr 267.716†	73216.8	80479.7	0.5035 mg/L	0.5035 mg/L	21:40:14
1	Cu 324.752†	143943.6	154667.3	0.5258 mg/L	0.5258 mg/L	21:40:14
1	Fe 234.349†	113445.9	124853.3	2.522 mg/L	2.522 mg/L	21:40:14
1	Fe 238.204†	275707.4	304802.3	2.530 mg/L	2.530 mg/L	21:40:14
1	Mg 279.077†	114033.6	126318.3	4.789 mg/L	4.789 mg/L	21:40:14
1	Mn 257.610†	390410.1	431774.8	0.5095 mg/L	0.5095 mg/L	21:40:14
1	Mo 202.031†	6294.9	6960.3	0.5082 mg/L	0.5082 mg/L	21:40:34
1	Ni 231.604†	13899.3	15431.5	0.4988 mg/L	0.4988 mg/L	21:40:14
1	P 214.914†	6103.4	6716.8	4.693 mg/L	4.693 mg/L	21:40:34
1	Pb 220.353†	3751.6	4330.8	0.4826 mg/L	0.4826 mg/L	21:40:34
1	Sb 206.836†	861.3	947.1	0.4628 mg/L	0.4628 mg/L	21:40:34
1	Se 196.026†	647.1	723.3	0.8858 mg/L	0.8858 mg/L	21:40:34
1	Sn 189.927†	1716.1	1827.5	0.5072 mg/L	0.5072 mg/L	21:40:34
1	Sr 407.771†	1096733.2	1212892.3	0.0513 mg/L	0.0513 mg/L	21:40:09
1	Ti 337.279†	357236.7	399038.5	0.4993 mg/L	0.4993 mg/L	21:40:14
1	Tl 190.801†	560.5	620.2	0.5566 mg/L	0.5566 mg/L	21:40:34
1	V 292.402†	121615.9	136568.9	0.5065 mg/L	0.5065 mg/L	21:40:14
1	Zn 213.857†	33465.5	36585.9	0.4717 mg/L	0.4717 mg/L	21:40:14
2	K 766.490†	47703.0	52317.5	24.47 mg/L	24.47 mg/L	21:40:00
2	Li 670.784†	16701.3	18425.9	0.4916 mg/L	0.4916 mg/L	21:40:00
2	Na 589.592	195948.4	197061.7	24.25 mg/L	24.25 mg/L	21:40:00
2	Y 371.029	3332107.9	3332107.9	0.904 mg/L		21:40:41
2	Ag 328.068†	64958.1	74627.3	0.2440 mg/L	0.2440 mg/L	21:40:46
2	Al 237.313†	19171.0	21257.9	2.392 mg/L	2.392 mg/L	21:40:46
2	As 188.979†	310.9	338.9	0.4724 mg/L	0.4724 mg/L	21:41:07
2	B 182.528†	175.4	198.6	0.4925 mg/L	0.4925 mg/L	21:41:07
2	Ba 233.527†	52141.1	57767.2	0.4892 mg/L	0.4892 mg/L	21:40:46
2	Be 313.107†	231115.5	252817.5	0.0488 mg/L	0.0488 mg/L	21:40:41
2	Ca 315.886†	638763.6	705898.5	5.054 mg/L	5.054 mg/L	21:40:41
2	Cd 228.802†	9074.3	9904.3	0.2427 mg/L	0.2427 mg/L	21:41:07
2	Co 228.616†	15901.5	17749.5	0.4852 mg/L	0.4852 mg/L	21:40:46
2	Cr 267.716†	73275.6	80121.7	0.5012 mg/L	0.5012 mg/L	21:40:46
2	Cu 324.752†	144076.1	153982.1	0.5234 mg/L	0.5234 mg/L	21:40:46
2	Fe 234.349†	113117.1	123834.2	2.501 mg/L	2.501 mg/L	21:40:46
2	Fe 238.204†	275385.2	302852.8	2.514 mg/L	2.514 mg/L	21:40:46
2	Mg 279.077†	113527.4	125099.5	4.743 mg/L	4.743 mg/L	21:40:46
2	Mn 257.610†	389619.4	428644.4	0.5058 mg/L	0.5058 mg/L	21:40:46
2	Mo 202.031†	6311.3	6942.0	0.5069 mg/L	0.5069 mg/L	21:41:07
2	Ni 231.604†	13883.3	15333.4	0.4956 mg/L	0.4956 mg/L	21:40:46
2	P 214.914†	6107.9	6686.5	4.672 mg/L	4.672 mg/L	21:41:07
2	Pb 220.353†	3746.5	4303.4	0.4795 mg/L	0.4795 mg/L	21:41:07
2	Sb 206.836†	857.3	937.6	0.4581 mg/L	0.4581 mg/L	21:41:07
2	Se 196.026†	653.2	726.3	0.8894 mg/L	0.8894 mg/L	21:41:07
2	Sn 189.927†	1734.0	1837.4	0.5100 mg/L	0.5100 mg/L	21:41:07
2	Sr 407.771†	1102415.3	1212837.9	0.0513 mg/L	0.0513 mg/L	21:40:41
2	Ti 337.279†	357908.9	397717.5	0.4976 mg/L	0.4976 mg/L	21:40:46
2	Tl 190.801†	557.8	614.0	0.5513 mg/L	0.5513 mg/L	21:41:07
2	V 292.402†	121653.1	135907.3	0.5041 mg/L	0.5041 mg/L	21:40:46
2	Zn 213.857†	33397.4	36317.1	0.4682 mg/L	0.4682 mg/L	21:40:46

 Mean Data: BG61320-BSD1

Analyte	Mean Corrected		Calib	Std.Dev.	Sample		RSD
	Intensity	Conc.			Units	Conc.	
Y 371.029	3323446.8	0.902	mg/L	0.0033			0.37%
Ag 328.068†	74820.4	0.2446	mg/L	0.00089	0.2446	mg/L	0.37%
Al 237.313†	21380.9	2.406	mg/L	0.0195	2.406	mg/L	0.81%
As 188.979†	339.3	0.4730	mg/L	0.00084	0.4730	mg/L	0.18%
B 182.528†	195.4	0.4846	mg/L	0.01125	0.4846	mg/L	2.32%
Ba 233.527†	57966.3	0.4909	mg/L	0.00238	0.4909	mg/L	0.48%
Be 313.107†	252760.9	0.0487	mg/L	0.00002	0.0487	mg/L	0.03%
Ca 315.886†	706572.0	5.059	mg/L	0.0068	5.059	mg/L	0.13%
Cd 228.802†	9905.4	0.2427	mg/L	0.00004	0.2427	mg/L	0.02%
Co 228.616†	17790.2	0.4863	mg/L	0.00157	0.4863	mg/L	0.32%
Cr 267.716†	80300.7	0.5024	mg/L	0.00158	0.5024	mg/L	0.31%
Cu 324.752†	154324.7	0.5246	mg/L	0.00164	0.5246	mg/L	0.31%
Fe 234.349†	124343.7	2.511	mg/L	0.0145	2.511	mg/L	0.58%
Fe 238.204†	303827.5	2.522	mg/L	0.0114	2.522	mg/L	0.45%
K 766.490†	52690.1	24.64	mg/L	0.244	24.64	mg/L	0.99%
Li 670.784†	18546.0	0.4948	mg/L	0.00453	0.4948	mg/L	0.91%
Mg 279.077†	125708.9	4.766	mg/L	0.0326	4.766	mg/L	0.68%
Mn 257.610†	430209.6	0.5076	mg/L	0.00262	0.5076	mg/L	0.52%
Mo 202.031†	6951.2	0.5075	mg/L	0.00094	0.5075	mg/L	0.19%
Na 589.592	197679.7	24.32	mg/L	0.109	24.32	mg/L	0.45%
Ni 231.604†	15382.4	0.4972	mg/L	0.00224	0.4972	mg/L	0.45%
P 214.914†	6701.7	4.682	mg/L	0.0149	4.682	mg/L	0.32%
Pb 220.353†	4317.1	0.4810	mg/L	0.00216	0.4810	mg/L	0.45%
Sb 206.836†	942.4	0.4605	mg/L	0.00332	0.4605	mg/L	0.72%
Se 196.026†	724.8	0.8876	mg/L	0.00255	0.8876	mg/L	0.29%
Sr 189.927†	1832.4	0.5086	mg/L	0.00196	0.5086	mg/L	0.38%
Sr 407.771†	1212865.1	0.0513	mg/L	0.00000	0.0513	mg/L	0.00%
Ti 337.279†	398378.0	0.4985	mg/L	0.00116	0.4985	mg/L	0.23%
Tl 190.801†	617.1	0.5540	mg/L	0.00373	0.5540	mg/L	0.67%
V 292.402†	136238.1	0.5053	mg/L	0.00171	0.5053	mg/L	0.34%
Zn 213.857†	36451.5	0.4699	mg/L	0.00244	0.4699	mg/L	0.52%

Sequence No.: 56

Autosampler Location: 48

Sample ID: BG61320-SRM1

Date Collected: 7/13/2006 9:42:45 PM

Analyst:

Data Type: Original

Initial Sample Wt:

Initial Sample Vol:

Dilution:

Sample Prep Vol:

 Replicate Data: BG61320-SRM1

Repl#	Analyte	Net		Calib.	Sample	Analysis
		Intensity	Corrected Intensity			
1	K 766.490†	41036.2	41672.5	19.53	19.53	mg/L 21:44:19
1	Li 670.784†	1908.1	1915.4	0.0518	0.0518	mg/L 21:44:19
1	Na 589.592	79308.3	80421.6	9.746	9.746	mg/L 21:44:19
1	Y 371.029	3591119.7	3591119.7	0.975		mg/L 21:44:44
1	Ag 328.068†	226469.4	235163.6	0.7715	0.7715	mg/L 21:44:49
1	Al 237.313†	433087.0	444423.6	49.55	49.55	mg/L 21:44:44
1	As 188.979†	513.1	521.6	0.7260	0.7260	mg/L 21:45:10
1	B 182.528†	347.4	361.1	0.8900	0.8900	mg/L 21:45:10
1	Ba 233.527†	158287.7	162519.3	1.374	1.374	mg/L 21:44:49
1	Be 313.107†	6652502.3	6822989.3	1.322	1.322	mg/L 21:44:37
1	Ca 315.886†	5372131.4	5511581.3	39.42	39.42	mg/L 21:44:37
1	Cd 228.802†	78201.5	80107.9	1.960	1.960	mg/L 21:44:49
1	Co 228.616†	21716.3	22447.5	0.6116	0.6116	mg/L 21:44:49
1	Cr 267.716†	83639.9	84911.6	0.5347	0.5347	mg/L 21:44:49
1	Cu 324.752†	355412.7	359331.0	1.235	1.235	mg/L 21:44:44
1	Fe 234.349†	4070632.6	4175384.5	84.44	84.44	mg/L 21:44:44
1	Fe 238.204†	9519496.0	9765723.5	80.98	80.98	mg/L 21:44:37
1	Mg 279.077†	441514.9	452573.6	17.12	17.12	mg/L 21:44:44
1	Mn 257.610†	2217377.4	2272924.0	2.687	2.687	mg/L 21:44:44
1	Mo 202.031†	7367.8	7522.7	0.5493	0.5493	mg/L 21:45:10
1	Ni 231.604†	13718.4	14057.0	0.4544	0.4544	mg/L 21:44:49
1	P 214.914†	12982.4	13252.9	9.233	9.233	mg/L 21:45:10
1	Pb 220.353†	5797.0	6108.6	0.6857	0.6857	mg/L 21:45:10
1	Sb 206.836†	1303.6	1327.3	0.6512	0.6512	mg/L 21:45:10
1	Se 196.026†	573.8	592.7	0.7270	0.7270	mg/L 21:45:10

1	Sn 189.927†	6006.6	6082.9	1.701 mg/L	1.701 mg/L	21:45:10
1	Sr 407.771†	Saturated2	Saturated2			21:45:10
Saturated in preshot (code 2)						
1	Ti 337.279†	1213742.3	1247292.0	1.555 mg/L	1.555 mg/L	21:44:44
1	Tl 190.801†	1774.9	1818.3	1.608 mg/L	1.608 mg/L	21:45:10
1	V 292.402†	152377.8	157729.5	0.5722 mg/L	0.5722 mg/L	21:44:49
1	Zn 213.857†	74163.9	75481.6	0.9677 mg/L	0.9677 mg/L	21:44:49
2	K 766.490†	40205.2	40682.7	19.07 mg/L	19.07 mg/L	21:44:25
2	Li 670.784†	1905.3	1906.0	0.0516 mg/L	0.0516 mg/L	21:44:25
2	Na 589.592	78724.8	79838.1	9.673 mg/L	9.673 mg/L	21:44:25
2	Y 371.029	3603098.3	3603098.3	0.978 mg/L		21:45:25
2	Ag 328.068†	228862.5	236838.3	0.7770 mg/L	0.7770 mg/L	21:45:31
2	Al 237.313†	436579.7	446518.0	49.78 mg/L	49.78 mg/L	21:45:25
2	As 188.979†	514.5	521.3	0.7256 mg/L	0.7256 mg/L	21:45:51
2	B 182.528†	347.0	359.5	0.8862 mg/L	0.8862 mg/L	21:45:51
2	Ba 233.527†	159426.2	163143.6	1.379 mg/L	1.379 mg/L	21:45:31
2	Be 313.107†	6703635.0	6852586.7	1.328 mg/L	1.328 mg/L	21:45:18
2	Ca 315.886†	5426370.8	5548723.2	39.69 mg/L	39.69 mg/L	21:45:18
2	Cd 228.802†	78733.6	80385.3	1.967 mg/L	1.967 mg/L	21:45:31
2	Co 228.616†	21886.9	22547.9	0.6143 mg/L	0.6143 mg/L	21:45:31
2	Cr 267.716†	84106.9	85103.9	0.5359 mg/L	0.5359 mg/L	21:45:31
2	Cu 324.752†	355209.1	357910.4	1.230 mg/L	1.230 mg/L	21:45:25
2	Fe 234.349†	4106104.9	4197774.2	84.90 mg/L	84.90 mg/L	21:45:25
2	Fe 238.204†	9622570.0	9838658.1	81.59 mg/L	81.59 mg/L	21:45:18
2	Mg 279.077†	444163.4	453775.9	17.17 mg/L	17.17 mg/L	21:45:25
2	Mn 257.610†	2234251.1	2282615.8	2.699 mg/L	2.699 mg/L	21:45:25
2	Mo 202.031†	7433.9	7565.2	0.5524 mg/L	0.5524 mg/L	21:45:51
2	Ni 231.604†	13727.4	14019.4	0.4532 mg/L	0.4532 mg/L	21:45:31
2	P 214.914†	12993.8	13220.2	9.210 mg/L	9.210 mg/L	21:45:51
2	Pb 220.353†	5820.3	6112.6	0.6861 mg/L	0.6861 mg/L	21:45:51
2	Sb 206.836†	1303.7	1322.9	0.6489 mg/L	0.6489 mg/L	21:45:51
2	Se 196.026†	573.7	590.7	0.7246 mg/L	0.7246 mg/L	21:45:51
2	Sn 189.927†	6037.7	6094.2	1.704 mg/L	1.704 mg/L	21:45:51
2	Sr 407.771†	Saturated2	Saturated2			21:45:51
Saturated in preshot (code 2)						
2	Ti 337.279†	1219166.0	1248698.3	1.557 mg/L	1.557 mg/L	21:45:25
2	Tl 190.801†	1765.0	1802.2	1.594 mg/L	1.594 mg/L	21:45:51
2	V 292.402†	152850.1	157692.7	0.5721 mg/L	0.5721 mg/L	21:45:31
2	Zn 213.857†	74343.3	75412.0	0.9668 mg/L	0.9668 mg/L	21:45:31

Mean Data: BG61320-SRMI

Analyte	Mean Corrected		Calib Conc. Units	Std.Dev.	Sample		RSD
	Intensity	Conc.			Conc.	Units	
Y 371.029	3597109.0	0.976 mg/L	0.0023				0.24%
Ag 328.068†	236001.0	0.7743 mg/L	0.00388	0.7743 mg/L	0.00388	0.50%	0.50%
Al 237.313†	445470.8	49.66 mg/L	0.165	49.66 mg/L	0.165	0.33%	0.33%
As 188.979†	521.4	0.7258 mg/L	0.00033	0.7258 mg/L	0.00033	0.05%	0.05%
B 182.528†	360.3	0.8881 mg/L	0.00272	0.8881 mg/L	0.00272	0.31%	0.31%
Ba 233.527†	162831.5	1.377 mg/L	0.0037	1.377 mg/L	0.0037	0.27%	0.27%
Be 313.107†	6837788.0	1.325 mg/L	0.0041	1.325 mg/L	0.0041	0.31%	0.31%
Ca 315.886†	5530152.2	39.56 mg/L	0.188	39.56 mg/L	0.188	0.47%	0.47%
Cd 228.802†	80246.6	1.963 mg/L	0.0048	1.963 mg/L	0.0048	0.25%	0.25%
Co 228.616†	22497.7	0.6130 mg/L	0.00194	0.6130 mg/L	0.00194	0.32%	0.32%
Cr 267.716†	85007.8	0.5353 mg/L	0.00086	0.5353 mg/L	0.00086	0.16%	0.16%
Cu 324.752†	358620.7	1.232 mg/L	0.0033	1.232 mg/L	0.0033	0.27%	0.27%
Fe 234.349†	4186579.3	84.67 mg/L	0.320	84.67 mg/L	0.320	0.38%	0.38%
Fe 238.204†	9802190.8	81.29 mg/L	0.428	81.29 mg/L	0.428	0.53%	0.53%
K 766.490†	41177.6	19.30 mg/L	0.325	19.30 mg/L	0.325	1.68%	1.68%
Li 670.784†	1910.7	0.0517 mg/L	0.00018	0.0517 mg/L	0.00018	0.34%	0.34%
Mg 279.077†	453174.7	17.15 mg/L	0.032	17.15 mg/L	0.032	0.19%	0.19%
Mn 257.610†	2277769.9	2.693 mg/L	0.0081	2.693 mg/L	0.0081	0.30%	0.30%
Mo 202.031†	7543.9	0.5508 mg/L	0.00219	0.5508 mg/L	0.00219	0.40%	0.40%
Na 589.592	80129.8	9.709 mg/L	0.0513	9.709 mg/L	0.0513	0.53%	0.53%
Ni 231.604†	14038.2	0.4538 mg/L	0.00086	0.4538 mg/L	0.00086	0.19%	0.19%
P 214.914†	13236.6	9.221 mg/L	0.0161	9.221 mg/L	0.0161	0.17%	0.17%
Pb 220.353†	6110.6	0.6859 mg/L	0.00034	0.6859 mg/L	0.00034	0.05%	0.05%
Sb 206.836†	1325.1	0.6500 mg/L	0.00158	0.6500 mg/L	0.00158	0.24%	0.24%
Se 196.026†	591.7	0.7258 mg/L	0.00172	0.7258 mg/L	0.00172	0.24%	0.24%
Sn 189.927†	6088.5	1.703 mg/L	0.0022	1.703 mg/L	0.0022	0.13%	0.13%
Sr 407.771†	Saturated2						
Ti 337.279†	1247995.1	1.556 mg/L	0.0012	1.556 mg/L	0.0012	0.08%	0.08%

Tl 190.801†	1810.3	1.601 mg/L	0.0095	1.601 mg/L	0.0095	0.60%
V 292.402†	157711.1	0.5722 mg/L	0.00010	0.5722 mg/L	0.00010	0.02%
Zn 213.857†	75446.8	0.9673 mg/L	0.00066	0.9673 mg/L	0.00066	0.07%

Sequence No.: 57

Sample ID: CCV

Analyst:

Initial Sample Wt:

Dilution:

Autosampler Location: 3

Date Collected: 7/13/2006 9:47:29 PM

Data Type: Original

Initial Sample Vol:

Sample Prep Vol:

 Replicate Data: CCV

Repl#	Analyte	Net	Corrected	Calib.		Sample		Analysis Time
		Intensity	Intensity	Conc.	Units	Conc.	Units	
1	K 766.490†	50423.6	52971.3	24.77	mg/L	24.77	mg/L	21:49:06
1	Li 670.784†	17891.4	18906.4	0.5044	mg/L	0.5044	mg/L	21:49:06
1	Na 589.592	205507.8	206621.1	25.43	mg/L	25.43	mg/L	21:49:06
1	Y 371.029	3479026.9	3479026.9	0.944	mg/L			21:49:21
1	Ag 328.068†	71290.9	78301.0	0.2559	mg/L	0.2559	mg/L	21:49:26
1	Al 237.313†	21052.8	22355.7	2.515	mg/L	2.515	mg/L	21:49:26
1	As 188.979†	346.5	362.1	0.5047	mg/L	0.5047	mg/L	21:49:46
1	B 182.528†	197.4	213.7	0.5293	mg/L	0.5293	mg/L	21:49:46
1	Ba 233.527†	55947.8	59364.0	0.5027	mg/L	0.5027	mg/L	21:49:26
1	Be 313.107†	247007.7	258856.5	0.0499	mg/L	0.0499	mg/L	21:49:21
1	Ca 315.886†	662454.2	701160.4	5.020	mg/L	5.020	mg/L	21:49:21
1	Cd 228.802†	9934.9	10392.1	0.2545	mg/L	0.2545	mg/L	21:49:46
1	Co 228.616†	17152.3	18331.6	0.5011	mg/L	0.5011	mg/L	21:49:26
1	Cr 267.716†	76752.8	80382.6	0.5029	mg/L	0.5029	mg/L	21:49:26
1	Cu 324.752†	152115.3	155768.3	0.5295	mg/L	0.5295	mg/L	21:49:26
1	Fe 234.349†	118666.2	124428.9	2.513	mg/L	2.513	mg/L	21:49:26
1	Fe 238.204†	288520.2	303904.2	2.522	mg/L	2.522	mg/L	21:49:26
1	Mg 279.077†	125261.7	132225.9	5.012	mg/L	5.012	mg/L	21:49:26
1	Mn 257.610†	407381.9	429262.3	0.5065	mg/L	0.5065	mg/L	21:49:21
1	Mo 202.031†	6506.0	6853.5	0.5004	mg/L	0.5004	mg/L	21:49:46
1	Ni 231.604†	14836.8	15695.0	0.5073	mg/L	0.5073	mg/L	21:49:26
1	P 214.914†	6840.8	7177.5	5.013	mg/L	5.013	mg/L	21:49:46
1	Pb 220.353†	4126.0	4530.4	0.5048	mg/L	0.5048	mg/L	21:49:46
1	Sb 206.836†	963.9	1010.5	0.4946	mg/L	0.4946	mg/L	21:49:46
1	Se 196.026†	773.2	822.8	1.007	mg/L	1.007	mg/L	21:49:46
1	Sn 189.927†	1798.8	1825.0	0.5065	mg/L	0.5065	mg/L	21:49:46
1	Sr 407.771†	1141783.7	1203052.7	0.0508	mg/L	0.0508	mg/L	21:49:21
1	Ti 337.279†	380184.8	404596.5	0.5062	mg/L	0.5062	mg/L	21:49:26
1	Tl 190.801†	638.4	673.4	0.6016	mg/L	0.6016	mg/L	21:49:46
1	V 292.402†	128594.8	137578.3	0.5100	mg/L	0.5100	mg/L	21:49:26
1	Zn 213.857†	37193.7	38778.2	0.5000	mg/L	0.5000	mg/L	21:49:26
2	K 766.490†	51052.6	53523.8	25.03	mg/L	25.03	mg/L	21:49:11
2	Li 670.784†	17908.8	18885.0	0.5039	mg/L	0.5039	mg/L	21:49:11
2	Na 589.592	204907.9	206021.2	25.36	mg/L	25.36	mg/L	21:49:11
2	Y 371.029	3486357.5	3486357.5	0.946	mg/L			21:49:53
2	Ag 328.068†	70676.8	77493.1	0.2533	mg/L	0.2533	mg/L	21:49:59
2	Al 237.313†	21099.4	22358.0	2.516	mg/L	2.516	mg/L	21:49:59
2	As 188.979†	343.8	358.5	0.4997	mg/L	0.4997	mg/L	21:50:19
2	B 182.528†	192.4	208.0	0.5155	mg/L	0.5155	mg/L	21:50:19
2	Ba 233.527†	56334.4	59648.0	0.5051	mg/L	0.5051	mg/L	21:49:59
2	Be 313.107†	248043.7	259401.3	0.0500	mg/L	0.0500	mg/L	21:49:53
2	Ca 315.886†	665436.4	702836.9	5.032	mg/L	5.032	mg/L	21:49:53
2	Cd 228.802†	9929.5	10364.2	0.2539	mg/L	0.2539	mg/L	21:50:19
2	Co 228.616†	17319.6	18470.3	0.5049	mg/L	0.5049	mg/L	21:49:59
2	Cr 267.716†	77144.3	80625.4	0.5044	mg/L	0.5044	mg/L	21:49:59
2	Cu 324.752†	151769.6	155064.2	0.5271	mg/L	0.5271	mg/L	21:49:59
2	Fe 234.349†	119182.2	124709.9	2.519	mg/L	2.519	mg/L	21:49:59
2	Fe 238.204†	290267.5	305108.4	2.532	mg/L	2.532	mg/L	21:49:59
2	Mg 279.077†	125940.3	132664.2	5.029	mg/L	5.029	mg/L	21:49:59
2	Mn 257.610†	408206.8	429226.9	0.5065	mg/L	0.5065	mg/L	21:49:53
2	Mo 202.031†	6552.0	6887.7	0.5029	mg/L	0.5029	mg/L	21:50:19
2	Ni 231.604†	14859.9	15686.4	0.5070	mg/L	0.5070	mg/L	21:49:59
2	P 214.914†	6865.0	7187.8	5.020	mg/L	5.020	mg/L	21:50:19
2	Pb 220.353†	4132.8	4528.4	0.5046	mg/L	0.5046	mg/L	21:50:19
2	Sb 206.836†	959.8	1004.1	0.4913	mg/L	0.4913	mg/L	21:50:19
2	Se 196.026†	775.2	823.3	1.007	mg/L	1.007	mg/L	21:50:19
2	Sn 189.927†	1781.0	1802.2	0.5002	mg/L	0.5002	mg/L	21:50:19

2	Sr 407.771†	1145125.1	1204041.6	0.0509 mg/L	0.0509 mg/L	21:49:53
2	Ti 337.279†	380764.8	404362.7	0.5059 mg/L	0.5059 mg/L	21:49:59
2	Tl 190.801†	639.8	673.4	0.6016 mg/L	0.6016 mg/L	21:50:19
2	V 292.402†	129252.4	137987.0	0.5116 mg/L	0.5116 mg/L	21:49:59
2	Zn 213.857†	37361.8	38873.1	0.5012 mg/L	0.5012 mg/L	21:49:59

Mean Data: CCV

Analyte	Mean Corrected Intensity	Conc. Units	Calib	Std.Dev.	Sample Conc. Units	Std.Dev.	RSD
Y 371.029	3482692.2	0.945 mg/L		0.0014			
Ag 328.068†	77897.1	0.2546 mg/L		0.00186	0.2546 mg/L	0.00186	0.73%
	QC value within limits for Ag 328.068	Recovery = 101.85%					
Al 237.313†	22356.9	2.515 mg/L		0.0002	2.515 mg/L	0.0002	0.01%
	QC value within limits for Al 237.313	Recovery = 100.62%					
As 188.979†	360.3	0.5022 mg/L		0.00359	0.5022 mg/L	0.00359	0.72%
	QC value within limits for As 188.979	Recovery = 100.44%					
B 182.528†	210.8	0.5224 mg/L		0.00974	0.5224 mg/L	0.00974	1.87%
	QC value within limits for B 182.528	Recovery = 104.48%					
Ba 233.527†	59506.0	0.5039 mg/L		0.00170	0.5039 mg/L	0.00170	0.34%
	QC value within limits for Ba 233.527	Recovery = 100.77%					
Be 313.107†	259128.9	0.0500 mg/L		0.00008	0.0500 mg/L	0.00008	0.15%
	QC value within limits for Be 313.107	Recovery = 99.96%					
Ca 315.886†	701998.6	5.026 mg/L		0.0085	5.026 mg/L	0.0085	0.17%
	QC value within limits for Ca 315.886	Recovery = 100.52%					
Cd 228.802†	10378.1	0.2542 mg/L		0.00045	0.2542 mg/L	0.00045	0.18%
	QC value within limits for Cd 228.802	Recovery = 101.69%					
Co 228.616†	18401.0	0.5030 mg/L		0.00269	0.5030 mg/L	0.00269	0.53%
	QC value within limits for Co 228.616	Recovery = 100.60%					
Cr 267.716†	80504.0	0.5036 mg/L		0.00107	0.5036 mg/L	0.00107	0.21%
	QC value within limits for Cr 267.716	Recovery = 100.73%					
Cu 324.752†	155416.3	0.5283 mg/L		0.00169	0.5283 mg/L	0.00169	0.32%
	QC value within limits for Cu 324.752	Recovery = 105.66%					
Fe 234.349†	124569.4	2.516 mg/L		0.0040	2.516 mg/L	0.0040	0.16%
	QC value within limits for Fe 234.349	Recovery = 100.63%					
Fe 238.204†	304506.3	2.527 mg/L		0.0071	2.527 mg/L	0.0071	0.28%
	QC value within limits for Fe 238.204	Recovery = 101.09%					
K 766.490†	53247.5	24.90 mg/L		0.181	24.90 mg/L	0.181	0.73%
	QC value within limits for K 766.490	Recovery = 99.59%					
Li 670.784†	18895.7	0.5042 mg/L		0.00040	0.5042 mg/L	0.00040	0.08%
	QC value within limits for Li 670.784	Recovery = 100.83%					
Mg 279.077†	132445.0	5.021 mg/L		0.0117	5.021 mg/L	0.0117	0.23%
	QC value within limits for Mg 279.077	Recovery = 100.41%					
Mn 257.610†	429244.6	0.5065 mg/L		0.00003	0.5065 mg/L	0.00003	0.01%
	QC value within limits for Mn 257.610	Recovery = 101.30%					
Mo 202.031†	6870.6	0.5017 mg/L		0.00176	0.5017 mg/L	0.00176	0.35%
	QC value within limits for Mo 202.031	Recovery = 100.33%					
Na 589.592	206321.1	25.40 mg/L		0.053	25.40 mg/L	0.053	0.21%
	QC value within limits for Na 589.592	Recovery = 101.59%					
Ni 231.604†	15690.7	0.5072 mg/L		0.00019	0.5072 mg/L	0.00019	0.04%
	QC value within limits for Ni 231.604	Recovery = 101.43%					
P 214.914†	7182.6	5.017 mg/L		0.0051	5.017 mg/L	0.0051	0.10%
	QC value within limits for P 214.914	Recovery = 100.33%					
Pb 220.353†	4529.4	0.5047 mg/L		0.00015	0.5047 mg/L	0.00015	0.03%
	QC value within limits for Pb 220.353	Recovery = 100.93%					
Sb 206.836†	1007.3	0.4929 mg/L		0.00231	0.4929 mg/L	0.00231	0.47%
	QC value within limits for Sb 206.836	Recovery = 98.59%					
Se 196.026†	823.0	1.007 mg/L		0.0004	1.007 mg/L	0.0004	0.04%
	QC value within limits for Se 196.026	Recovery = 100.70%					
Sn 189.927†	1813.6	0.5033 mg/L		0.00452	0.5033 mg/L	0.00452	0.90%
	QC value within limits for Sn 189.927	Recovery = 100.67%					
Sr 407.771†	1203547.2	0.0509 mg/L		0.00003	0.0509 mg/L	0.00003	0.06%
	QC value within limits for Sr 407.771	Recovery = 101.72%					
Ti 337.279†	404479.6	0.5061 mg/L		0.00021	0.5061 mg/L	0.00021	0.04%
	QC value within limits for Ti 337.279	Recovery = 101.21%					
Tl 190.801†	673.4	0.6016 mg/L		0.00000	0.6016 mg/L	0.00000	0.00%
	QC value greater than the upper limit for Tl 190.801	Recovery = 120.32%					
V 292.402†	137782.6	0.5108 mg/L		0.00108	0.5108 mg/L	0.00108	0.21%
	QC value within limits for V 292.402	Recovery = 102.16%					
Zn 213.857†	38825.6	0.5006 mg/L		0.00087	0.5006 mg/L	0.00087	0.17%
	QC value within limits for Zn 213.857	Recovery = 100.11%					
QC Failed.	Continue with analysis.						

Sequence No.: 58

Sample ID: ICCB

Analyst:

Initial Sample Wt:

Dilution:

Autosampler Location: 1

Date Collected: 7/13/2006 9:51:57 PM

Data Type: Original

Initial Sample Vol:

Sample Prep Vol:

Replicate Data: ICCB

Repl#	Analyte	Net Intensity	Corrected Intensity	Calib. Conc. Units	Sample Conc. Units	Analysis Time
1	K 766.490†	684.4	265.8	0.3321 mg/L	0.3321 mg/L	21:53:30
1	Li 670.784†	114.7	74.6	0.0028 mg/L	0.0028 mg/L	21:53:30
1	Na 589.592	5368.5	6481.9	0.5539 mg/L	0.5539 mg/L	21:53:30
1	Y 371.029	3612666.0	3612666.0	0.980 mg/L		21:53:43
1	Ag 328.068†	-2405.4	343.5	0.0009 mg/L	0.0009 mg/L	21:53:49
1	Al 237.313†	-49.3	8.4	0.0149 mg/L	0.0149 mg/L	21:54:09
1	As 188.979†	7.7	3.0	0.0051 mg/L	0.0051 mg/L	21:54:09
1	B 182.528†	-1.3	3.3	0.0146 mg/L	0.0146 mg/L	21:54:09
1	Ba 233.527†	-129.9	-22.8	0.0010 mg/L	0.0010 mg/L	21:54:09
1	Be 313.107†	2862.0	169.8	0.0001 mg/L	0.0001 mg/L	21:53:49
1	Ca 315.886†	379.0	-57.9	0.0025 mg/L	0.0025 mg/L	21:53:49
1	Cd 228.802†	140.8	13.6	0.0008 mg/L	0.0008 mg/L	21:54:09
1	Co 228.616†	-159.5	3.0	0.0004 mg/L	0.0004 mg/L	21:54:09
1	Cr 267.716†	871.2	-17.7	0.0006 mg/L	0.0006 mg/L	21:53:49
1	Cu 324.752†	11903.7	6803.9	0.0240 mg/L	0.0240 mg/L	21:53:49
1	Fe 234.349†	1292.4	67.7	0.0033 mg/L	0.0033 mg/L	21:54:09
1	Fe 238.204†	1570.8	-65.3	0.0010 mg/L	0.0010 mg/L	21:54:09
1	Mg 279.077†	467.2	37.7	0.0069 mg/L	0.0069 mg/L	21:53:49
1	Mn 257.610†	1750.6	-410.1	-0.0018 mg/L	-0.0018 mg/L	21:53:49
1	Mo 202.031†	60.3	24.5	0.0017 mg/L	0.0017 mg/L	21:54:09
1	Ni 231.604†	29.0	10.9	-0.0006 mg/L	-0.0006 mg/L	21:54:09
1	P 214.914†	106.4	40.9	0.0562 mg/L	0.0562 mg/L	21:54:09
1	Pb 220.353†	-153.4	4.1	-0.0004 mg/L	-0.0004 mg/L	21:54:09
1	Sb 206.836†	10.2	0.1	0.0004 mg/L	0.0004 mg/L	21:54:09
1	Se 196.026†	-8.3	-4.5	0.0013 mg/L	0.0013 mg/L	21:54:09
1	Sn 189.927†	72.6	-6.1	-0.0059 mg/L	-0.0059 mg/L	21:54:09
1	Sr 407.771†	6355.2	272.1	-0.0002 mg/L	-0.0002 mg/L	21:53:43
1	Ti 337.279†	-1826.7	79.9	0.0026 mg/L	0.0026 mg/L	21:53:49
1	Tl 190.801†	2.5	-0.2	0.0273 mg/L	0.0273 mg/L	21:54:09
1	V 292.402†	-1334.7	22.4	0.0021 mg/L	0.0021 mg/L	21:53:49
1	Zn 213.857†	658.3	57.8	0.0022 mg/L	0.0022 mg/L	21:54:09
2	K 766.490†	722.0	309.7	0.3525 mg/L	0.3525 mg/L	21:53:35
2	Li 670.784†	114.3	75.1	0.0028 mg/L	0.0028 mg/L	21:53:35
2	Na 589.592	5233.8	6347.1	0.5371 mg/L	0.5371 mg/L	21:53:35
2	Y 371.029	3585186.4	3585186.4	0.973 mg/L		21:54:15
2	Ag 328.068†	-2313.6	419.0	0.0012 mg/L	0.0012 mg/L	21:54:20
2	Al 237.313†	-51.7	5.6	0.0146 mg/L	0.0146 mg/L	21:54:40
2	As 188.979†	6.4	1.7	0.0034 mg/L	0.0034 mg/L	21:54:40
2	B 182.528†	2.5	7.2	0.0242 mg/L	0.0242 mg/L	21:54:40
2	Ba 233.527†	-121.9	-15.5	0.0011 mg/L	0.0011 mg/L	21:54:40
2	Be 313.107†	2826.7	155.9	0.0001 mg/L	0.0001 mg/L	21:54:20
2	Ca 315.886†	372.1	-62.0	0.0025 mg/L	0.0025 mg/L	21:54:20
2	Cd 228.802†	144.6	18.7	0.0010 mg/L	0.0010 mg/L	21:54:40
2	Co 228.616†	-171.5	-10.6	0.0000 mg/L	0.0000 mg/L	21:54:40
2	Cr 267.716†	848.3	-34.5	0.0005 mg/L	0.0005 mg/L	21:54:20
2	Cu 324.752†	11907.1	6900.5	0.0244 mg/L	0.0244 mg/L	21:54:20
2	Fe 234.349†	1246.2	30.3	0.0026 mg/L	0.0026 mg/L	21:54:40
2	Fe 238.204†	1570.3	-53.5	0.0011 mg/L	0.0011 mg/L	21:54:40
2	Mg 279.077†	485.8	60.5	0.0078 mg/L	0.0078 mg/L	21:54:20
2	Mn 257.610†	1749.2	-397.9	-0.0017 mg/L	-0.0017 mg/L	21:54:20
2	Mo 202.031†	55.2	19.8	0.0013 mg/L	0.0013 mg/L	21:54:40
2	Ni 231.604†	23.9	5.9	-0.0007 mg/L	-0.0007 mg/L	21:54:40
2	P 214.914†	131.9	67.9	0.0749 mg/L	0.0749 mg/L	21:54:40
2	Pb 220.353†	-156.7	-0.5	-0.0009 mg/L	-0.0009 mg/L	21:54:40
2	Sb 206.836†	19.4	9.6	0.0051 mg/L	0.0051 mg/L	21:54:40
2	Se 196.026†	-10.9	-7.3	-0.0021 mg/L	-0.0021 mg/L	21:54:40
2	Sn 189.927†	70.9	-7.2	-0.0062 mg/L	-0.0062 mg/L	21:54:40
2	Sr 407.771†	6325.1	290.9	-0.0002 mg/L	-0.0002 mg/L	21:54:15
2	Ti 337.279†	-1840.4	51.5	0.0026 mg/L	0.0026 mg/L	21:54:20
2	Tl 190.801†	4.1	1.4	0.0287 mg/L	0.0287 mg/L	21:54:40

2	V 292.402†	-1402.0	-57.2	0.0018 mg/L	0.0018 mg/L	21:54:20
2	Zn 213.857†	646.3	50.6	0.0021 mg/L	0.0021 mg/L	21:54:40

Mean Data: ICCB

Analyte	Mean Corrected Intensity	Conc. Units	Calib	Std.Dev.	Sample Conc. Units	Std.Dev.	RSD
Y 371.029	3598926.2	0.977 mg/L		0.0053			0.54%
Ag 328.068†	381.2	0.0010 mg/L		0.00017	0.0010 mg/L	0.00017	16.92%
QC value within limits for Ag 328.068			Recovery =	Not calculated			
Al 237.313†	7.0	0.0147 mg/L		0.00022	0.0147 mg/L	0.00022	1.51%
QC value within limits for Al 237.313			Recovery =	Not calculated			
As 188.979†	2.4	0.0043 mg/L		0.00125	0.0043 mg/L	0.00125	29.36%
QC value within limits for As 188.979			Recovery =	Not calculated			
B 182.528†	5.2	0.0194 mg/L		0.00680	0.0194 mg/L	0.00680	35.00%
QC value within limits for B 182.528			Recovery =	Not calculated			
Ba 233.527†	-19.2	0.0010 mg/L		0.00004	0.0010 mg/L	0.00004	4.20%
QC value within limits for Ba 233.527			Recovery =	Not calculated			
Be 313.107†	162.8	0.0001 mg/L		0.00000	0.0001 mg/L	0.00000	2.21%
QC value within limits for Be 313.107			Recovery =	Not calculated			
Ca 315.886†	-60.0	0.0025 mg/L		0.00002	0.0025 mg/L	0.00002	0.88%
QC value within limits for Ca 315.886			Recovery =	Not calculated			
Cd 228.802†	16.1	0.0009 mg/L		0.00009	0.0009 mg/L	0.00009	10.24%
QC value within limits for Cd 228.802			Recovery =	Not calculated			
Co 228.616†	-3.8	0.0002 mg/L		0.00026	0.0002 mg/L	0.00026	152.82%
QC value within limits for Co 228.616			Recovery =	Not calculated			
Cr 267.716†	-26.1	0.0006 mg/L		0.00007	0.0006 mg/L	0.00007	12.70%
QC value within limits for Cr 267.716			Recovery =	Not calculated			
Cu 324.752†	6852.2	0.0242 mg/L		0.00023	0.0242 mg/L	0.00023	0.96%
QC value greater than the upper limit for Cu 324.752			Recovery =	Not calculated			
Fe 234.349†	49.0	0.0030 mg/L		0.00053	0.0030 mg/L	0.00053	18.09%
QC value within limits for Fe 234.349			Recovery =	Not calculated			
Fe 238.204†	-59.4	0.0010 mg/L		0.00007	0.0010 mg/L	0.00007	6.69%
QC value within limits for Fe 238.204			Recovery =	Not calculated			
K 766.490†	287.7	0.3423 mg/L		0.01441	0.3423 mg/L	0.01441	4.21%
QC value greater than the upper limit for K 766.490			Recovery =	Not calculated			
Li 670.784†	74.9	0.0028 mg/L		0.00001	0.0028 mg/L	0.00001	0.33%
QC value within limits for Li 670.784			Recovery =	Not calculated			
Mg 279.077†	49.1	0.0073 mg/L		0.00061	0.0073 mg/L	0.00061	8.31%
QC value within limits for Mg 279.077			Recovery =	Not calculated			
Mn 257.610†	-404.0	-0.0018 mg/L		0.00001	-0.0018 mg/L	0.00001	0.58%
QC value within limits for Mn 257.610			Recovery =	Not calculated			
Mo 202.031†	22.1	0.0015 mg/L		0.00025	0.0015 mg/L	0.00025	16.23%
QC value within limits for Mo 202.031			Recovery =	Not calculated			
Na 589.592	6414.5	0.5455 mg/L		0.01184	0.5455 mg/L	0.01184	2.17%
QC value within limits for Na 589.592			Recovery =	Not calculated			
Ni 231.604†	8.4	-0.0007 mg/L		0.00012	-0.0007 mg/L	0.00012	17.42%
QC value within limits for Ni 231.604			Recovery =	Not calculated			
P 214.914†	54.4	0.0655 mg/L		0.01326	0.0655 mg/L	0.01326	20.24%
QC value within limits for P 214.914			Recovery =	Not calculated			
Pb 220.353†	1.8	-0.0006 mg/L		0.00036	-0.0006 mg/L	0.00036	59.77%
QC value within limits for Pb 220.353			Recovery =	Not calculated			
Sb 206.836†	4.8	0.0027 mg/L		0.00339	0.0027 mg/L	0.00339	123.34%
QC value within limits for Sb 206.836			Recovery =	Not calculated			
Se 196.026†	-5.9	-0.0004 mg/L		0.00236	-0.0004 mg/L	0.00236	583.82%
QC value within limits for Se 196.026			Recovery =	Not calculated			
Sn 189.927†	-6.7	-0.0060 mg/L		0.00023	-0.0060 mg/L	0.00023	3.85%
QC value within limits for Sn 189.927			Recovery =	Not calculated			
Sr 407.771†	281.5	-0.0002 mg/L		0.00000	-0.0002 mg/L	0.00000	0.35%
QC value within limits for Sr 407.771			Recovery =	Not calculated			
Ti 337.279†	65.7	0.0026 mg/L		0.00002	0.0026 mg/L	0.00002	0.96%
QC value within limits for Ti 337.279			Recovery =	Not calculated			
Tl 190.801†	0.6	0.0280 mg/L		0.00100	0.0280 mg/L	0.00100	3.56%
QC value within limits for Tl 190.801			Recovery =	Not calculated			
V 292.402†	-17.4	0.0019 mg/L		0.00021	0.0019 mg/L	0.00021	10.84%
QC value within limits for V 292.402			Recovery =	Not calculated			
Zn 213.857†	54.2	0.0021 mg/L		0.00007	0.0021 mg/L	0.00007	3.07%
QC value within limits for Zn 213.857			Recovery =	Not calculated			

QC Failed. Continue with analysis.

2	Tl 190.801†	-0.8	-3.6	0.0304 mg/L	0.0304 mg/L	22:08:43
2	V 292.402†	7995.0	9535.6	0.0315 mg/L	0.0315 mg/L	22:08:22
2	Zn 213.857†	417601.7	425184.8	5.492 mg/L	5.492 mg/L	22:08:22

Mean Data: 0607134-03X5

Analyte	Mean Corrected Intensity	Conc. Units	Calib	Std.Dev.	Conc. Units	Sample	Std.Dev.	RSD
Y 371.029	3616419.1	0.981 mg/L		0.0010				0.11%
Ag 328.068†	122908.9	0.4025 mg/L		0.00205	0.4025 mg/L		0.00205	0.51%
Al 237.313†	87923.5	9.740 mg/L		0.0362	9.740 mg/L		0.0362	0.37%
As 188.979†	6.0	0.0088 mg/L		0.00349	0.0088 mg/L		0.00349	39.72%
B 182.528†	2.9	0.0136 mg/L		0.00536	0.0136 mg/L		0.00536	39.32%
Ba 233.527†	70749.0	0.5989 mg/L		0.00166	0.5989 mg/L		0.00166	0.28%
Be 313.107†	3734.7	0.0007 mg/L		0.00001	0.0007 mg/L		0.00001	2.08%
Ca 315.886†	275077.5	1.970 mg/L		0.0053	1.970 mg/L		0.0053	0.27%
Cd 228.802†	259.9	0.0072 mg/L		0.00001	0.0072 mg/L		0.00001	0.09%
Co 228.616†	289.1	0.0071 mg/L		0.00013	0.0071 mg/L		0.00013	1.83%
Cr 267.716†	77733.6	0.4885 mg/L		0.00206	0.4885 mg/L		0.00206	0.42%
Cu 324.752†	3183103.9	10.79 mg/L		0.001	10.79 mg/L		0.001	0.01%
Fe 234.349†	1653774.6	33.45 mg/L		0.173	33.45 mg/L		0.173	0.52%
Fe 238.204†	3996007.2	33.14 mg/L		0.061	33.14 mg/L		0.061	0.18%
K 766.490†	6486.3	3.215 mg/L		0.0104	3.215 mg/L		0.0104	0.32%
Li 670.784†	405.6	0.0116 mg/L		0.00010	0.0116 mg/L		0.00010	0.83%
Mg 279.077†	64270.3	2.428 mg/L		0.0033	2.428 mg/L		0.0033	0.14%
Mn 257.610†	344759.7	0.4065 mg/L		0.00107	0.4065 mg/L		0.00107	0.26%
Mo 202.031†	121.2	0.0088 mg/L		0.00042	0.0088 mg/L		0.00042	4.85%
Na 589.592	13368.6	1.410 mg/L		0.0079	1.410 mg/L		0.0079	0.56%
Ni 231.604†	4000.0	0.1284 mg/L		0.00142	0.1284 mg/L		0.00142	1.10%
P 214.914†	4570.5	3.202 mg/L		0.0166	3.202 mg/L		0.0166	0.52%
Pb 220.353†	12341.1	1.369 mg/L		0.0031	1.369 mg/L		0.0031	0.22%
Sb 206.836†	19.5	-0.0001 mg/L		0.00011	-0.0001 mg/L		0.00011	91.73%
Se 196.026†	-1.0	0.0056 mg/L		0.00234	0.0056 mg/L		0.00234	42.06%
Sn 189.927†	2225.4	0.6196 mg/L		0.00327	0.6196 mg/L		0.00327	0.53%
Sr 407.771†	447949.6	0.0188 mg/L		0.00002	0.0188 mg/L		0.00002	0.12%
Ti 337.279†	385080.8	0.4819 mg/L		0.00162	0.4819 mg/L		0.00162	0.34%
Tl 190.801†	-4.7	0.0294 mg/L		0.00133	0.0294 mg/L		0.00133	4.50%
V 292.402†	9562.1	0.0316 mg/L		0.00016	0.0316 mg/L		0.00016	0.49%
Zn 213.857†	423782.1	5.473 mg/L		0.0256	5.473 mg/L		0.0256	0.47%

Sequence No.: 62

Autosampler Location: 52

Sample ID: 0607134-04

Date Collected: 7/13/2006 10:10:22 PM

Analyst:

Data Type: Original

Initial Sample Wt:

Initial Sample Vol:

Dilution:

Sample Prep Vol:

Replicate Data: 0607134-04

Repl#	Analyte	Net Intensity	Corrected Intensity	Calib. Conc. Units	Sample Conc. Units	Analysis Time
1	K 766.490†	10390.9	10473.8	5.065 mg/L	5.065 mg/L	22:12:01
1	Li 670.784†	1701.1	1743.0	0.0472 mg/L	0.0472 mg/L	22:12:01
1	Na 589.592	48625.7	49739.0	5.931 mg/L	5.931 mg/L	22:12:01
1	Y 371.029	3510606.3	3510606.3	0.953 mg/L		22:12:19
1	Ag 328.068†	16055.9	19648.6	0.0664 mg/L	0.0664 mg/L	22:12:24
1	Al 237.313†	391819.7	411301.8	45.93 mg/L	45.93 mg/L	22:12:24
1	As 188.979†	26.7	23.2	0.0305 mg/L	0.0305 mg/L	22:12:44
1	B 182.528†	2.2	7.0	0.0236 mg/L	0.0236 mg/L	22:12:44
1	Ba 233.527†	29110.1	30662.8	0.2602 mg/L	0.2602 mg/L	22:12:24
1	Be 313.107†	16619.7	14694.4	0.0009 mg/L	0.0009 mg/L	22:12:24
1	Ca 315.886†	1046460.2	1097891.2	7.855 mg/L	7.855 mg/L	22:12:19
1	Cd 228.802†	241.5	123.5	0.0040 mg/L	0.0040 mg/L	22:12:44
1	Co 228.616†	824.7	1031.3	0.0226 mg/L	0.0226 mg/L	22:12:44
1	Cr 267.716†	30807.8	31428.7	0.2004 mg/L	0.2004 mg/L	22:12:24
1	Cu 324.752†	549201.2	571089.4	1.949 mg/L	1.949 mg/L	22:12:19
1	Fe 234.349†	2897329.4	3039706.3	61.48 mg/L	61.48 mg/L	22:12:19
1	Fe 238.204†	6895376.7	7235529.1	60.00 mg/L	60.00 mg/L	22:12:19
1	Mg 279.077†	227347.7	238179.1	9.001 mg/L	9.001 mg/L	22:12:24
1	Mn 257.610†	604621.4	632398.3	0.7467 mg/L	0.7467 mg/L	22:12:19
1	Mo 202.031†	134.3	104.0	0.0075 mg/L	0.0075 mg/L	22:12:44
1	Ni 231.604†	2417.1	2518.2	0.0805 mg/L	0.0805 mg/L	22:12:24

2	Se 196.026†	-7.1	-3.3	0.0027 mg/L	0.0027 mg/L	22:18:06
2	Sn 189.927†	4129.4	4183.7	1.166 mg/L	1.166 mg/L	22:18:06
2	Sr 407.771†	587977.9	600904.1	0.0253 mg/L	0.0253 mg/L	22:17:40
2	Ti 337.279†	210294.6	219081.7	0.2753 mg/L	0.2753 mg/L	22:17:40
2	Tl 190.801†	-3.9	-6.8	0.0251 mg/L	0.0251 mg/L	22:18:06
2	V 292.402†	10171.0	11885.7	0.0419 mg/L	0.0419 mg/L	22:17:45
2	Zn 213.857†	590346.5	608945.7	7.867 mg/L	7.867 mg/L	22:17:40

Mean Data: 0607134-05X10

Analyte	Mean Corrected Intensity	Calib Conc. Units	Std.Dev.	Sample Conc. Units	Std.Dev.	RSD
Y 371.029	3582002.1	0.972 mg/L	0.0052			0.53%
Ag 328.068†	41830.4	0.1373 mg/L	0.00045	0.1373 mg/L	0.00045	0.32%
Al 237.313†	55282.2	6.121 mg/L	0.0364	6.121 mg/L	0.0364	0.59%
As 188.979†	7.4	0.0110 mg/L	0.00294	0.0110 mg/L	0.00294	26.61%
B 182.528†	2.3	0.0121 mg/L	0.00154	0.0121 mg/L	0.00154	12.69%
Ba 233.527†	107993.6	0.9136 mg/L	0.00365	0.9136 mg/L	0.00365	0.40%
Be 313.107†	2183.3	0.0004 mg/L	0.00001	0.0004 mg/L	0.00001	1.46%
Ca 315.886†	326085.6	2.335 mg/L	0.0278	2.335 mg/L	0.0278	1.19%
Cd 228.802†	319.0	0.0085 mg/L	0.00019	0.0085 mg/L	0.00019	2.20%
Co 228.616†	180.4	0.0046 mg/L	0.00011	0.0046 mg/L	0.00011	2.46%
Cr 267.716†	31235.8	0.1972 mg/L	0.00082	0.1972 mg/L	0.00082	0.41%
Cu 324.752†	5943942.0	20.14 mg/L	0.079	20.14 mg/L	0.079	0.39%
Fe 234.349†	1130635.4	22.87 mg/L	0.315	22.87 mg/L	0.315	1.38%
Fe 238.204†	2740729.5	22.73 mg/L	0.264	22.73 mg/L	0.264	1.16%
K 766.490†	1543.5	0.9246 mg/L	0.00815	0.9246 mg/L	0.00815	0.88%
Li 670.784†	319.3	0.0093 mg/L	0.00060	0.0093 mg/L	0.00060	6.48%
Mg 279.077†	39017.0	1.475 mg/L	0.0051	1.475 mg/L	0.0051	0.34%
Mn 257.610†	204388.4	0.2405 mg/L	0.00276	0.2405 mg/L	0.00276	1.15%
Mo 202.031†	67.3	0.0048 mg/L	0.00050	0.0048 mg/L	0.00050	10.36%
Na 589.592	9140.1	0.8843 mg/L	0.02293	0.8843 mg/L	0.02293	2.59%
Ni 231.604†	4816.2	0.1548 mg/L	0.00194	0.1548 mg/L	0.00194	1.25%
P 214.914†	6240.7	4.362 mg/L	0.0790	4.362 mg/L	0.0790	1.81%
Pb 220.353†	15294.6	1.693 mg/L	0.0024	1.693 mg/L	0.0024	0.14%
Sb 206.836†	-7.5	-0.0075 mg/L	0.00050	-0.0075 mg/L	0.00050	6.66%
Se 196.026†	-3.7	0.0023 mg/L	0.00056	0.0023 mg/L	0.00056	24.23%
Sn 189.927†	4187.7	1.167 mg/L	0.0016	1.167 mg/L	0.0016	0.14%
Sr 407.771†	605705.2	0.0255 mg/L	0.00029	0.0255 mg/L	0.00029	1.13%
Ti 337.279†	220969.3	0.2776 mg/L	0.00332	0.2776 mg/L	0.00332	1.20%
Tl 190.801†	-3.3	0.0281 mg/L	0.00418	0.0281 mg/L	0.00418	14.87%
V 292.402†	11937.8	0.0420 mg/L	0.00021	0.0420 mg/L	0.00021	0.51%
Zn 213.857†	614668.9	7.941 mg/L	0.1045	7.941 mg/L	0.1045	1.32%

=====

Sequence No.: 64

Sample ID: 0607134-06X10

Analyst:

Initial Sample Wt:

Dilution:

Autosampler Location: 54

Date Collected: 7/13/2006 10:19:45 PM

Data Type: Original

Initial Sample Vol:

Sample Prep Vol:

Replicate Data: 0607134-06X10

Repl#	Analyte	Net Intensity	Corrected Intensity	Calib. Conc. Units	Sample Conc. Units	Analysis Time
1	K 766.490†	2080.6	1724.3	1.008 mg/L	1.008 mg/L	22:21:21
1	Li 670.784†	327.9	297.5	0.0087 mg/L	0.0087 mg/L	22:21:21
1	Na 589.592	8720.1	9833.4	0.9705 mg/L	0.9705 mg/L	22:21:21
1	Y 371.029	3554778.9	3554778.9	0.965 mg/L		22:21:37
1	Ag 328.068†	48828.7	53409.2	0.1751 mg/L	0.1751 mg/L	22:21:43
1	Al 237.313†	50628.6	52536.7	5.818 mg/L	5.818 mg/L	22:21:43
1	As 188.979†	10.3	5.8	0.0088 mg/L	0.0088 mg/L	22:22:03
1	B 182.528†	-1.1	3.5	0.0153 mg/L	0.0153 mg/L	22:22:03
1	Ba 233.527†	37082.1	38546.5	0.3268 mg/L	0.3268 mg/L	22:21:43
1	Be 313.107†	5925.1	3392.3	0.0007 mg/L	0.0007 mg/L	22:21:43
1	Ca 315.886†	630348.2	652930.4	4.673 mg/L	4.673 mg/L	22:21:37
1	Cd 228.802†	332.8	214.9	0.0060 mg/L	0.0060 mg/L	22:22:03
1	Co 228.616†	37.9	205.0	0.0053 mg/L	0.0053 mg/L	22:22:03
1	Cr 267.716†	35745.1	36144.6	0.2279 mg/L	0.2279 mg/L	22:21:43
1	Cu 324.752†	4183390.2	4330872.7	14.68 mg/L	14.68 mg/L	22:21:37
1	Fe 234.349†	1039090.7	1075798.3	21.76 mg/L	21.76 mg/L	22:21:37
1	Fe 238.204†	2528361.0	2619054.8	21.72 mg/L	21.72 mg/L	22:21:37

1	Mg 279.077†	39498.9	40503.0	1.532 mg/L	1.532 mg/L	22:21:43
1	Mn 257.610†	200541.7	205672.0	0.2420 mg/L	0.2420 mg/L	22:21:43
1	Mo 202.031†	93.3	59.7	0.0043 mg/L	0.0043 mg/L	22:22:03
1	Ni 231.604†	3763.6	3882.5	0.1246 mg/L	0.1246 mg/L	22:21:43
1	P 214.914†	4536.4	4634.5	3.247 mg/L	3.247 mg/L	22:21:43
1	Pb 220.353†	17495.9	18295.6	2.030 mg/L	2.030 mg/L	22:21:43
1	Sb 206.836†	19.0	9.4	0.0003 mg/L	0.0003 mg/L	22:22:03
1	Se 196.026†	-8.8	-5.2	0.0004 mg/L	0.0004 mg/L	22:22:03
1	Sn 189.927†	2950.4	2978.1	0.8293 mg/L	0.8293 mg/L	22:22:03
1	Sr 407.771†	614349.7	630582.3	0.0266 mg/L	0.0266 mg/L	22:21:37
1	Ti 337.279†	189062.5	197911.9	0.2489 mg/L	0.2489 mg/L	22:21:43
1	Tl 190.801†	9.2	6.8	0.0368 mg/L	0.0368 mg/L	22:22:03
1	V 292.402†	8448.9	10141.2	0.0356 mg/L	0.0356 mg/L	22:21:43
1	Zn 213.857†	334781.1	346397.1	4.475 mg/L	4.475 mg/L	22:21:43
2	K 766.490†	2061.2	1711.7	1.003 mg/L	1.003 mg/L	22:21:26
2	Li 670.784†	297.1	266.7	0.0079 mg/L	0.0079 mg/L	22:21:26
2	Na 589.592	8746.0	9859.3	0.9737 mg/L	0.9737 mg/L	22:21:26
2	Y 371.029	3542182.0	3542182.0	0.961 mg/L		22:22:11
2	Ag 328.068†	48941.5	53706.5	0.1760 mg/L	0.1760 mg/L	22:22:17
2	Al 237.313†	50652.3	52748.0	5.842 mg/L	5.842 mg/L	22:22:17
2	As 188.979†	12.6	8.3	0.0122 mg/L	0.0122 mg/L	22:22:37
2	B 182.528†	-0.2	4.5	0.0175 mg/L	0.0175 mg/L	22:22:37
2	Ba 233.527†	37106.1	38708.1	0.3282 mg/L	0.3282 mg/L	22:22:17
2	Be 313.107†	5883.5	3370.9	0.0007 mg/L	0.0007 mg/L	22:22:17
2	Ca 315.886†	626351.0	651096.0	4.659 mg/L	4.659 mg/L	22:22:11
2	Cd 228.802†	354.2	238.5	0.0065 mg/L	0.0065 mg/L	22:22:37
2	Co 228.616†	41.9	209.3	0.0055 mg/L	0.0055 mg/L	22:22:37
2	Cr 267.716†	35577.4	36101.9	0.2276 mg/L	0.2276 mg/L	22:22:17
2	Cu 324.752†	4195163.1	4358539.8	14.77 mg/L	14.77 mg/L	22:22:11
2	Fe 234.349†	1033954.3	1074285.6	21.73 mg/L	21.73 mg/L	22:22:11
2	Fe 238.204†	2510677.1	2609979.7	21.64 mg/L	21.64 mg/L	22:22:11
2	Mg 279.077†	39524.0	40674.8	1.538 mg/L	1.538 mg/L	22:22:17
2	Mn 257.610†	200503.3	206371.2	0.2428 mg/L	0.2428 mg/L	22:22:17
2	Mo 202.031†	106.8	74.1	0.0053 mg/L	0.0053 mg/L	22:22:37
2	Ni 231.604†	3741.7	3873.5	0.1244 mg/L	0.1244 mg/L	22:22:17
2	P 214.914†	4824.0	4950.4	3.466 mg/L	3.466 mg/L	22:22:17
2	Pb 220.353†	17639.7	18509.7	2.054 mg/L	2.054 mg/L	22:22:17
2	Sb 206.836†	19.9	10.3	0.0008 mg/L	0.0008 mg/L	22:22:37
2	Se 196.026†	-10.6	-7.0	-0.0018 mg/L	-0.0018 mg/L	22:22:37
2	Sn 189.927†	2936.1	2974.1	0.8282 mg/L	0.8282 mg/L	22:22:37
2	Sr 407.771†	611768.1	630161.5	0.0265 mg/L	0.0265 mg/L	22:22:11
2	Ti 337.279†	188835.2	198372.3	0.2495 mg/L	0.2495 mg/L	22:22:17
2	Tl 190.801†	-3.6	-6.5	0.0255 mg/L	0.0255 mg/L	22:22:37
2	V 292.402†	8450.7	10174.2	0.0358 mg/L	0.0358 mg/L	22:22:17
2	Zn 213.857†	334473.5	347311.1	4.486 mg/L	4.486 mg/L	22:22:17

 Mean Data: 0607134-06X10

Analyte	Mean Corrected		Std.Dev.	Sample		RSD
	Intensity	Conc. Units		Conc. Units	Std.Dev.	
Y 371.029	3548480.4	0.963 mg/L	0.0024			0.25%
Ag 328.068†	53557.9	0.1756 mg/L	0.00069	0.1756 mg/L	0.00069	0.39%
Al 237.313†	52642.3	5.830 mg/L	0.0169	5.830 mg/L	0.0169	0.29%
As 188.979†	7.0	0.0105 mg/L	0.00239	0.0105 mg/L	0.00239	22.72%
B 182.528†	4.0	0.0164 mg/L	0.00159	0.0164 mg/L	0.00159	9.71%
Ba 233.527†	38627.3	0.3275 mg/L	0.00097	0.3275 mg/L	0.00097	0.29%
Be 313.107†	3381.6	0.0007 mg/L	0.00000	0.0007 mg/L	0.00000	0.51%
Ca 315.886†	652013.2	4.666 mg/L	0.0093	4.666 mg/L	0.0093	0.20%
Cd 228.802†	226.7	0.0062 mg/L	0.00039	0.0062 mg/L	0.00039	6.31%
Co 228.616†	207.1	0.0054 mg/L	0.00008	0.0054 mg/L	0.00008	1.51%
Cr 267.716†	36123.2	0.2277 mg/L	0.00019	0.2277 mg/L	0.00019	0.08%
Cu 324.752†	4344706.3	14.73 mg/L	0.066	14.73 mg/L	0.066	0.45%
Fe 234.349†	1075042.0	21.74 mg/L	0.022	21.74 mg/L	0.022	0.10%
Fe 238.204†	2614517.2	21.68 mg/L	0.053	21.68 mg/L	0.053	0.25%
K 766.490†	1718.0	1.005 mg/L	0.0041	1.005 mg/L	0.0041	0.41%
Li 670.784†	282.1	0.0083 mg/L	0.00058	0.0083 mg/L	0.00058	7.00%
Mg 279.077†	40588.9	1.535 mg/L	0.0046	1.535 mg/L	0.0046	0.30%
Mn 257.610†	206021.6	0.2424 mg/L	0.00058	0.2424 mg/L	0.00058	0.24%
Mo 202.031†	66.9	0.0048 mg/L	0.00074	0.0048 mg/L	0.00074	15.53%
Na 589.592	9846.4	0.9721 mg/L	0.00227	0.9721 mg/L	0.00227	0.23%
Ni 231.604†	3878.0	0.1245 mg/L	0.00020	0.1245 mg/L	0.00020	0.16%
P 214.914†	4792.5	3.356 mg/L	0.1552	3.356 mg/L	0.1552	4.62%

Pb 220.353†	18402.6	2.042 mg/L	0.0168	2.042 mg/L	0.0168	0.82%
Sb 206.836†	9.8	0.0006 mg/L	0.00034	0.0006 mg/L	0.00034	61.57%
Se 196.026†	-6.1	-0.0007 mg/L	0.00158	-0.0007 mg/L	0.00158	230.56%
Sn 189.927†	2976.1	0.8288 mg/L	0.00078	0.8288 mg/L	0.00078	0.09%
Sr 407.771†	630371.9	0.0266 mg/L	0.00001	0.0266 mg/L	0.00001	0.05%
Ti 337.279†	198142.1	0.2492 mg/L	0.00041	0.2492 mg/L	0.00041	0.16%
Tl 190.801†	0.1	0.0311 mg/L	0.00796	0.0311 mg/L	0.00796	25.56%
V 292.402†	10157.7	0.0357 mg/L	0.00010	0.0357 mg/L	0.00010	0.28%
Zn 213.857†	346854.1	4.480 mg/L	0.0084	4.480 mg/L	0.0084	0.19%

Sequence No.: 65

Sample ID: 0607134-07

Analyst:

Initial Sample Wt:

Dilution:

Autosampler Location: 55

Date Collected: 7/13/2006 10:24:17 PM

Data Type: Original

Initial Sample Vol:

Sample Prep Vol:

Replicate Data: 0607134-07

Repl#	Analyte	Net Intensity	Corrected Intensity	Calib. Conc. Units	Sample Conc. Units	Analysis Time
1	K 766.490†	21952.9	22746.8	10.76 mg/L	10.76 mg/L	22:25:49
1	Li 670.784†	3469.0	3620.3	0.0972 mg/L	0.0972 mg/L	22:25:49
1	Na 589.592	58225.9	59339.2	7.125 mg/L	7.125 mg/L	22:25:49
1	Y 371.029	3489710.9	3489710.9	0.947 mg/L		22:26:15
1	Ag 328.068†	204155.0	218355.2	0.7195 mg/L	0.7195 mg/L	22:26:20
1	Al 237.313†	695498.6	734405.6	81.76 mg/L	81.76 mg/L	22:26:15
1	As 188.979†	59.5	57.9	0.0774 mg/L	0.0774 mg/L	22:26:40
1	B 182.528†	19.5	25.2	0.0682 mg/L	0.0682 mg/L	22:26:40
1	Ba 233.527†	72059.4	76194.1	0.6448 mg/L	0.6448 mg/L	22:26:20
1	Be 313.107†	25760.4	24450.0	0.0021 mg/L	0.0021 mg/L	22:26:20
1	Ca 315.886†	9039144.7	9543598.4	68.26 mg/L	68.26 mg/L	22:26:08
1	Cd 228.802†	911.5	832.4	0.0219 mg/L	0.0219 mg/L	22:26:40
1	Co 228.616†	1585.6	1839.9	0.0412 mg/L	0.0412 mg/L	22:26:40
1	Cr 267.716†	62262.2	64833.7	0.4143 mg/L	0.4143 mg/L	22:26:20
1	Cu 324.752†	2558341.2	2695905.2	9.168 mg/L	9.168 mg/L	22:26:08
1	Fe 234.349†	7698122.7	8126865.1	164.4 mg/L	164.4 mg/L	22:26:08
1	Fe 238.204†	17302244.2	18267025.8	151.5 mg/L	151.5 mg/L	22:26:08
1	Mg 279.077†	499930.9	527416.7	19.92 mg/L	19.92 mg/L	22:26:15
1	Mn 257.610†	1930507.5	2036144.0	2.407 mg/L	2.407 mg/L	22:26:15
1	Mo 202.031†	228.3	204.1	0.0148 mg/L	0.0148 mg/L	22:26:40
1	Ni 231.604†	10042.0	10584.3	0.3414 mg/L	0.3414 mg/L	22:26:20
1	P 214.914†	11334.9	11900.5	8.293 mg/L	8.293 mg/L	22:26:20
1	Pb 220.353†	41199.1	43660.9	4.865 mg/L	4.865 mg/L	22:26:20
1	Sb 206.836†	25.6	16.7	-0.0037 mg/L	-0.0037 mg/L	22:26:40
1	Se 196.026†	0.3	4.3	0.0120 mg/L	0.0120 mg/L	22:26:40
1	Sn 189.927†	1496.1	1499.6	0.4261 mg/L	0.4261 mg/L	22:26:40
1	Sr 407.771†	6581075.3	6942463.8	0.2942 mg/L	0.2942 mg/L	22:26:08
1	Ti 337.279†	3350016.7	3539081.0	4.408 mg/L	4.408 mg/L	22:26:15
1	Tl 190.801†	-16.6	-20.3	0.0427 mg/L	0.0427 mg/L	22:26:40
1	V 292.402†	49713.4	53873.8	0.1711 mg/L	0.1711 mg/L	22:26:20
1	Zn 213.857†	504953.1	532544.6	6.867 mg/L	6.867 mg/L	22:26:15
2	K 766.490†	21810.0	22437.3	10.61 mg/L	10.61 mg/L	22:25:54
2	Li 670.784†	3463.2	3589.1	0.0964 mg/L	0.0964 mg/L	22:25:54
2	Na 589.592	57791.3	58904.6	7.071 mg/L	7.071 mg/L	22:25:54
2	Y 371.029	3513911.8	3513911.8	0.954 mg/L		22:26:57
2	Ag 328.068†	204903.0	217655.0	0.7172 mg/L	0.7172 mg/L	22:27:03
2	Al 237.313†	702007.5	736173.2	81.96 mg/L	81.96 mg/L	22:26:57
2	As 188.979†	50.8	48.4	0.0641 mg/L	0.0641 mg/L	22:27:23
2	B 182.528†	17.2	22.7	0.0621 mg/L	0.0621 mg/L	22:27:23
2	Ba 233.527†	71763.3	75359.7	0.6378 mg/L	0.6378 mg/L	22:27:03
2	Be 313.107†	25840.3	24346.5	0.0021 mg/L	0.0021 mg/L	22:27:03
2	Ca 315.886†	9088034.1	9529131.7	68.15 mg/L	68.15 mg/L	22:26:51
2	Cd 228.802†	945.7	861.6	0.0227 mg/L	0.0227 mg/L	22:27:23
2	Co 228.616†	1578.3	1820.7	0.0407 mg/L	0.0407 mg/L	22:27:23
2	Cr 267.716†	61973.3	64078.0	0.4096 mg/L	0.4096 mg/L	22:27:03
2	Cu 324.752†	2578415.5	2698350.9	9.177 mg/L	9.177 mg/L	22:26:51
2	Fe 234.349†	7731620.7	8106011.0	163.9 mg/L	163.9 mg/L	22:26:51
2	Fe 238.204†	17381910.5	18224743.2	151.1 mg/L	151.1 mg/L	22:26:51
2	Mg 279.077†	504433.5	528502.7	19.96 mg/L	19.96 mg/L	22:26:57
2	Mn 257.610†	1946700.6	2039085.5	2.411 mg/L	2.411 mg/L	22:26:57
2	Mo 202.031†	254.9	230.3	0.0167 mg/L	0.0167 mg/L	22:27:23

Fe 234.349†	5707540.9	115.4 mg/L	0.45	115.4 mg/L	0.45	0.39%
Fe 238.204†	13174298.2	109.2 mg/L	0.44	109.2 mg/L	0.44	0.41%
K 766.490†	12577.2	6.041 mg/L	0.0554	6.041 mg/L	0.0554	0.92%
Li 670.784†	4887.1	0.1310 mg/L	0.00100	0.1310 mg/L	0.00100	0.77%
Mg 279.077†	416499.0	15.74 mg/L	0.038	15.74 mg/L	0.038	0.24%
Mn 257.610†	1717969.9	2.031 mg/L	0.0004	2.031 mg/L	0.0004	0.02%
Mo 202.031†	162.1	0.0117 mg/L	0.00035	0.0117 mg/L	0.00035	2.94%
Na 589.592	57060.8	6.842 mg/L	0.0521	6.842 mg/L	0.0521	0.76%
Ni 231.604†	5969.0	0.1922 mg/L	0.00069	0.1922 mg/L	0.00069	0.36%
P 214.914†	8652.4	6.037 mg/L	0.0500	6.037 mg/L	0.0500	0.83%
Pb 220.353†	41392.2	4.612 mg/L	0.0059	4.612 mg/L	0.0059	0.13%
Sb 206.836†	26.9	0.0062 mg/L	0.00492	0.0062 mg/L	0.00492	79.46%
Se 196.026†	-1.6	0.0048 mg/L	0.01104	0.0048 mg/L	0.01104	228.52%
Sn 189.927†	486.7	0.1394 mg/L	0.00149	0.1394 mg/L	0.00149	1.07%
Sr 407.771†	3170204.0	0.1342 mg/L	0.00053	0.1342 mg/L	0.00053	0.40%
Ti 337.279†	2235254.7	2.785 mg/L	0.0017	2.785 mg/L	0.0017	0.06%
Tl 190.801†	-6.1	0.0514 mg/L	0.00351	0.0514 mg/L	0.00351	6.83%
V 292.402†	38797.5	0.1247 mg/L	0.00032	0.1247 mg/L	0.00032	0.25%
Zn 213.857†	244134.4	3.145 mg/L	0.0070	3.145 mg/L	0.0070	0.22%

Duplicate Check: BG61320-DUP1

Analyte	Expected Conc.	Measured Conc.	Std. Dev.	Units	Difference (%)
K 766.490	9.244	6.041	0.055	mg/L	41.9
Li 670.784	0.1762	0.1310	0.001	mg/L	29.5
Na 589.592	8.921	6.842	0.052	mg/L	26.4
Y 371.029			0.000	mg/L	Not calculated
Ag 328.068	0.3567	0.4763	0.001	mg/L	28.7
Al 237.313	67.48	50.56	0.057	mg/L	28.7
As 188.979	0.0661	0.0582	0.011	mg/L	12.6
B 182.528	0.1448	0.0746	0.006	mg/L	64.0
Ba 233.527	0.5123	0.3552	0.000	mg/L	36.2
Be 313.107	0.0021	0.0016	0.000	mg/L	27.4
Ca 315.886	47.56	31.30	0.105	mg/L	41.2
Cd 228.802	0.0239	0.0226	0.000	mg/L	5.8
Co 228.616	0.0640	0.0425	0.000	mg/L	40.4
Cr 267.716	0.2315	0.2545	0.000	mg/L	9.5
Cu 324.752	2.390	2.214	0.004	mg/L	7.6
Fe 234.349	144.7	115.4	0.455	mg/L	22.5
Fe 238.204	134.8	109.2	0.445	mg/L	20.9
Mg 279.077	20.92	15.74	0.038	mg/L	28.3
Mn 257.610	2.547	2.031	0.000	mg/L	22.6
Mo 202.031	0.0159	0.0117	0.000	mg/L	30.1
Ni 231.604	0.2536	0.1922	0.001	mg/L	27.6
P 214.914	6.253	6.037	0.050	mg/L	3.5
Pb 220.353	8.150	4.612	0.006	mg/L	55.5
Sb 206.836	0.0027	0.0062	0.005	mg/L	78.6
Se 196.026	0.0047	0.0048	0.011	mg/L	2.9
Sn 189.927	0.2524	0.1394	0.001	mg/L	57.7
Sr 407.771	0.2357	0.1342	0.001	mg/L	54.8
Ti 337.279	3.606	2.785	0.002	mg/L	25.7
Tl 190.801	0.0528	0.0514	0.004	mg/L	2.6
V 292.402	0.1455	0.1247	0.000	mg/L	15.4
Zn 213.857	3.278	3.145	0.007	mg/L	4.1

Sequence No.: 69
 Sample ID: CCV
 Analyst:
 Initial Sample Wt:
 Dilution:

Autosampler Location: 3
 Date Collected: 7/13/2006 10:43:29 PM
 Data Type: Original
 Initial Sample Vol:
 Sample Prep Vol:

Replicate Data: CCV

Repl#	Analyte	Net Intensity	Corrected Intensity	Calib. Conc.	Units	Sample Conc.	Units	Analysis Time
1	K 766.490†	50601.2	51000.7	23.86	mg/L	23.86	mg/L	22:45:03
1	Li 670.784†	18131.4	18387.1	0.4906	mg/L	0.4906	mg/L	22:45:03
1	Na 589.592	202952.1	204065.4	25.12	mg/L	25.12	mg/L	22:45:03
1	Y 371.029	3625043.0	3625043.0	0.984	mg/L			22:45:18
1	Ag 328.068†	71166.4	75133.1	0.2456	mg/L	0.2456	mg/L	22:45:23

1	Al 237.313†	21188.4	21595.4	2.430 mg/L	2.430 mg/L	22:45:23
1	As 188.979†	343.4	344.2	0.4798 mg/L	0.4798 mg/L	22:45:44
1	B 182.528†	189.3	197.0	0.4886 mg/L	0.4886 mg/L	22:45:44
1	Ba 233.527†	56395.0	57431.8	0.4863 mg/L	0.4863 mg/L	22:45:23
1	Be 313.107†	244787.0	246061.8	0.0475 mg/L	0.0475 mg/L	22:45:18
1	Ca 315.886†	656318.0	666662.8	4.773 mg/L	4.773 mg/L	22:45:18
1	Cd 228.802†	9977.9	10012.0	0.2453 mg/L	0.2453 mg/L	22:45:44
1	Co 228.616†	17337.4	17788.1	0.4863 mg/L	0.4863 mg/L	22:45:23
1	Cr 267.716†	77301.3	77665.8	0.4859 mg/L	0.4859 mg/L	22:45:23
1	Cu 324.752†	152065.4	149228.3	0.5073 mg/L	0.5073 mg/L	22:45:23
1	Fe 234.349†	119377.0	120089.0	2.425 mg/L	2.425 mg/L	22:45:23
1	Fe 238.204†	290262.3	293366.6	2.435 mg/L	2.435 mg/L	22:45:23
1	Mg 279.077†	126017.1	127650.0	4.839 mg/L	4.839 mg/L	22:45:23
1	Mn 257.610†	403323.3	407757.9	0.4811 mg/L	0.4811 mg/L	22:45:18
1	Mo 202.031†	6563.7	6634.6	0.4844 mg/L	0.4844 mg/L	22:45:44
1	Ni 231.604†	15065.9	15294.9	0.4943 mg/L	0.4943 mg/L	22:45:23
1	P 214.914†	6902.8	6948.7	4.854 mg/L	4.854 mg/L	22:45:44
1	Pb 220.353†	4200.3	4430.0	0.4936 mg/L	0.4936 mg/L	22:45:44
1	Sb 206.836†	962.3	967.7	0.4735 mg/L	0.4735 mg/L	22:45:44
1	Se 196.026†	773.2	789.9	0.9668 mg/L	0.9668 mg/L	22:45:44
1	Sn 189.927†	1776.3	1725.4	0.4787 mg/L	0.4787 mg/L	22:45:44
1	Sr 407.771†	1130806.4	1143186.1	0.0483 mg/L	0.0483 mg/L	22:45:18
1	Ti 337.279†	381897.6	390118.6	0.4882 mg/L	0.4882 mg/L	22:45:23
1	Tl 190.801†	622.0	629.4	0.5640 mg/L	0.5640 mg/L	22:45:44
1	V 292.402†	129385.7	132896.3	0.4928 mg/L	0.4928 mg/L	22:45:23
1	Zn 213.857†	38018.4	38029.8	0.4903 mg/L	0.4903 mg/L	22:45:23
2	K 766.490†	54362.8	56534.8	26.42 mg/L	26.42 mg/L	22:45:08
2	Li 670.784†	19243.1	20122.6	0.5368 mg/L	0.5368 mg/L	22:45:08
2	Na 589.592	214887.6	216000.9	26.60 mg/L	26.60 mg/L	22:45:08
2	Y 371.029	3516186.2	3516186.2	0.954 mg/L	0.954 mg/L	22:45:50
2	Ag 328.068†	71931.0	78173.8	0.2555 mg/L	0.2555 mg/L	22:45:56
2	Al 237.313†	21232.4	22308.2	2.510 mg/L	2.510 mg/L	22:45:56
2	As 188.979†	347.1	358.8	0.5002 mg/L	0.5002 mg/L	22:46:16
2	B 182.528†	186.5	200.1	0.4961 mg/L	0.4961 mg/L	22:46:16
2	Ba 233.527†	56430.9	59244.1	0.5016 mg/L	0.5016 mg/L	22:45:56
2	Be 313.107†	251402.0	260696.5	0.0503 mg/L	0.0503 mg/L	22:45:50
2	Ca 315.886†	672389.6	704157.1	5.041 mg/L	5.041 mg/L	22:45:50
2	Cd 228.802†	9996.1	10345.0	0.2534 mg/L	0.2534 mg/L	22:46:16
2	Co 228.616†	17390.8	18389.7	0.5027 mg/L	0.5027 mg/L	22:45:56
2	Cr 267.716†	77237.9	80031.8	0.5007 mg/L	0.5007 mg/L	22:45:56
2	Cu 324.752†	152428.7	154394.2	0.5248 mg/L	0.5248 mg/L	22:45:56
2	Fe 234.349†	119674.8	124157.6	2.507 mg/L	2.507 mg/L	22:45:56
2	Fe 238.204†	291389.6	303681.7	2.520 mg/L	2.520 mg/L	22:45:56
2	Mg 279.077†	126327.0	131940.0	5.002 mg/L	5.002 mg/L	22:45:56
2	Mn 257.610†	412787.3	430367.0	0.5078 mg/L	0.5078 mg/L	22:45:50
2	Mo 202.031†	6624.7	6905.1	0.5042 mg/L	0.5042 mg/L	22:46:16
2	Ni 231.604†	14884.5	15578.9	0.5035 mg/L	0.5035 mg/L	22:45:56
2	P 214.914†	6909.3	7172.7	5.010 mg/L	5.010 mg/L	22:46:16
2	Pb 220.353†	4200.9	4562.8	0.5084 mg/L	0.5084 mg/L	22:46:16
2	Sb 206.836†	976.6	1013.1	0.4958 mg/L	0.4958 mg/L	22:46:16
2	Se 196.026†	779.3	820.5	1.004 mg/L	1.004 mg/L	22:46:16
2	Sn 189.927†	1775.1	1780.0	0.4940 mg/L	0.4940 mg/L	22:46:16
2	Sr 407.771†	1155274.3	1204410.1	0.0509 mg/L	0.0509 mg/L	22:45:50
2	Ti 337.279†	382877.9	403163.2	0.5044 mg/L	0.5044 mg/L	22:45:56
2	Tl 190.801†	626.6	653.9	0.5851 mg/L	0.5851 mg/L	22:46:16
2	V 292.402†	129031.0	136596.0	0.5065 mg/L	0.5065 mg/L	22:45:56
2	Zn 213.857†	37905.8	39108.2	0.5042 mg/L	0.5042 mg/L	22:45:56

Mean Data: CCV

Analyte	Mean Corrected Intensity	Calib Conc. Units	Std.Dev.	Sample Conc. Units	Std.Dev.	RSD
Y 371.029	3570614.6	0.969 mg/L	0.0209			2.16%
Ag 328.068†	76653.4	0.2506 mg/L	0.00703	0.2506 mg/L	0.00703	2.81%
QC value within limits for Ag 328.068 Recovery = 100.22%						
Al 237.313†	21951.8	2.470 mg/L	0.0564	2.470 mg/L	0.0564	2.28%
QC value within limits for Al 237.313 Recovery = 98.80%						
As 188.979†	351.5	0.4900 mg/L	0.01440	0.4900 mg/L	0.01440	2.94%
QC value within limits for As 188.979 Recovery = 98.00%						
B 182.528†	198.6	0.4924 mg/L	0.00529	0.4924 mg/L	0.00529	1.08%
QC value within limits for B 182.528 Recovery = 98.47%						
Ba 233.527†	58337.9	0.4940 mg/L	0.01083	0.4940 mg/L	0.01083	2.19%

QC value within limits for Ba	233.527	Recovery = 98.80%				
Be 313.107†	253379.2	0.0489 mg/L	0.00200	0.0489 mg/L	0.00200	4.09%
QC value within limits for Be	313.107	Recovery = 97.74%				
Ca 315.886†	685409.9	4.907 mg/L	0.1897	4.907 mg/L	0.1897	3.86%
QC value within limits for Ca	315.886	Recovery = 98.14%				
Cd 228.802†	10178.5	0.2494 mg/L	0.00574	0.2494 mg/L	0.00574	2.30%
QC value within limits for Cd	228.802	Recovery = 99.75%				
Co 228.616†	18088.9	0.4945 mg/L	0.01162	0.4945 mg/L	0.01162	2.35%
QC value within limits for Co	228.616	Recovery = 98.89%				
Cr 267.716†	78848.8	0.4933 mg/L	0.01045	0.4933 mg/L	0.01045	2.12%
QC value within limits for Cr	267.716	Recovery = 98.66%				
Cu 324.752†	151811.2	0.5161 mg/L	0.01239	0.5161 mg/L	0.01239	2.40%
QC value within limits for Cu	324.752	Recovery = 103.21%				
Fe 234.349†	122123.3	2.466 mg/L	0.0581	2.466 mg/L	0.0581	2.36%
QC value within limits for Fe	234.349	Recovery = 98.65%				
Fe 238.204†	298524.1	2.478 mg/L	0.0605	2.478 mg/L	0.0605	2.44%
QC value within limits for Fe	238.204	Recovery = 99.11%				
K 766.490†	53767.8	25.14 mg/L	1.814	25.14 mg/L	1.814	7.22%
QC value within limits for K	766.490	Recovery = 100.56%				
Li 670.784†	19254.9	0.5137 mg/L	0.03269	0.5137 mg/L	0.03269	6.36%
QC value within limits for Li	670.784	Recovery = 102.74%				
Mg 279.077†	129795.1	4.920 mg/L	0.1149	4.920 mg/L	0.1149	2.34%
QC value within limits for Mg	279.077	Recovery = 98.41%				
Mn 257.610†	419062.5	0.4945 mg/L	0.01891	0.4945 mg/L	0.01891	3.82%
QC value within limits for Mn	257.610	Recovery = 98.89%				
Mo 202.031†	6769.9	0.4943 mg/L	0.01397	0.4943 mg/L	0.01397	2.83%
QC value within limits for Mo	202.031	Recovery = 98.86%				
Na 589.592	210033.2	25.86 mg/L	1.049	25.86 mg/L	1.049	4.06%
QC value within limits for Na	589.592	Recovery = 103.43%				
Ni 231.604†	15436.9	0.4989 mg/L	0.00651	0.4989 mg/L	0.00651	1.31%
QC value within limits for Ni	231.604	Recovery = 99.79%				
P 214.914†	7060.7	4.932 mg/L	0.1100	4.932 mg/L	0.1100	2.23%
QC value within limits for P	214.914	Recovery = 98.64%				
Pb 220.353†	4496.4	0.5010 mg/L	0.01049	0.5010 mg/L	0.01049	2.09%
QC value within limits for Pb	220.353	Recovery = 100.20%				
Sb 206.836†	990.4	0.4847 mg/L	0.01577	0.4847 mg/L	0.01577	3.25%
QC value within limits for Sb	206.836	Recovery = 96.94%				
Se 196.026†	805.2	0.9854 mg/L	0.02634	0.9854 mg/L	0.02634	2.67%
QC value within limits for Se	196.026	Recovery = 98.54%				
Sn 189.927†	1752.7	0.4863 mg/L	0.01080	0.4863 mg/L	0.01080	2.22%
QC value within limits for Sn	189.927	Recovery = 97.27%				
Sr 407.771†	1173798.1	0.0496 mg/L	0.00184	0.0496 mg/L	0.00184	3.70%
QC value within limits for Sr	407.771	Recovery = 99.19%				
Ti 337.279†	396640.9	0.4963 mg/L	0.01148	0.4963 mg/L	0.01148	2.31%
QC value within limits for Ti	337.279	Recovery = 99.26%				
Tl 190.801†	641.7	0.5745 mg/L	0.01488	0.5745 mg/L	0.01488	2.59%
QC value greater than the upper limit for Tl	190.801	Recovery = 114.91%				
V 292.402†	134746.2	0.4997 mg/L	0.00973	0.4997 mg/L	0.00973	1.95%
QC value within limits for V	292.402	Recovery = 99.93%				
Zn 213.857†	38569.0	0.4973 mg/L	0.00983	0.4973 mg/L	0.00983	1.98%
QC value within limits for Zn	213.857	Recovery = 99.46%				
QC Failed. Continue with analysis.						

Sequence No.: 70

Sample ID: ICCB

Analyst:

Initial Sample Wt:

Dilution:

Autosampler Location: 1

Date Collected: 7/13/2006 10:47:55 PM

Data Type: Original

Initial Sample Vol:

Sample Prep Vol:

Replicate Data: ICCB

Repl#	Analyte	Net Intensity	Corrected Intensity	Calib. Conc. Units	Sample Conc. Units	Analysis Time
1	K 766.490†	551.8	127.2	0.2679 mg/L	0.2679 mg/L	22:49:31
1	Li 670.784†	109.5	68.7	0.0026 mg/L	0.0026 mg/L	22:49:31
1	Na 589.592	1935.8	3049.1	0.1271 mg/L	0.1271 mg/L	22:49:31
1	Y 371.029	3633489.3	3633489.3	0.986 mg/L		22:49:45
1	Ag 328.068†	-2316.4	447.8	0.0012 mg/L	0.0012 mg/L	22:49:50
1	Al 237.313†	-65.2	-7.5	0.0131 mg/L	0.0131 mg/L	22:50:10
1	As 188.979†	7.4	2.6	0.0045 mg/L	0.0045 mg/L	22:50:10
1	B 182.528†	-1.7	2.9	0.0137 mg/L	0.0137 mg/L	22:50:10

1	Ba	233.527†	-140.6	-32.9	0.0009 mg/L	0.0009 mg/L	22:50:10
1	Be	313.107†	2783.3	73.2	0.0001 mg/L	0.0001 mg/L	22:49:50
1	Ca	315.886†	497.5	60.0	0.0033 mg/L	0.0033 mg/L	22:49:50
1	Cd	228.802†	139.9	11.9	0.0008 mg/L	0.0008 mg/L	22:50:10
1	Co	228.616†	-170.2	-6.9	0.0001 mg/L	0.0001 mg/L	22:50:10
1	Cr	267.716†	859.4	-34.8	0.0005 mg/L	0.0005 mg/L	22:49:50
1	Cu	324.752†	10645.6	5458.6	0.0195 mg/L	0.0195 mg/L	22:49:50
1	Fe	234.349†	1189.7	-44.0	0.0011 mg/L	0.0011 mg/L	22:50:10
1	Fe	238.204†	1376.9	-271.1	-0.0007 mg/L	-0.0007 mg/L	22:50:10
1	Mg	279.077†	426.7	-6.0	0.0053 mg/L	0.0053 mg/L	22:49:50
1	Mn	257.610†	1769.1	-401.6	-0.0018 mg/L	-0.0018 mg/L	22:49:50
1	Mo	202.031†	67.9	31.8	0.0022 mg/L	0.0022 mg/L	22:50:10
1	Ni	231.604†	20.4	2.0	-0.0009 mg/L	-0.0009 mg/L	22:50:10
1	P	214.914†	106.3	40.2	0.0556 mg/L	0.0556 mg/L	22:50:10
1	Pb	220.353†	-135.2	23.5	0.0018 mg/L	0.0018 mg/L	22:50:10
1	Sb	206.836†	15.9	5.8	0.0032 mg/L	0.0032 mg/L	22:50:10
1	Se	196.026†	-4.5	-0.6	0.0061 mg/L	0.0061 mg/L	22:50:10
1	Sn	189.927†	69.6	-9.5	-0.0068 mg/L	-0.0068 mg/L	22:50:10
1	Sr	407.771†	6273.5	152.2	-0.0002 mg/L	-0.0002 mg/L	22:49:45
1	Ti	337.279†	-1694.4	224.7	0.0028 mg/L	0.0028 mg/L	22:49:50
1	Tl	190.801†	4.2	1.5	0.0287 mg/L	0.0287 mg/L	22:50:10
1	V	292.402†	-1313.9	51.2	0.0022 mg/L	0.0022 mg/L	22:49:50
1	Zn	213.857†	883.6	282.4	0.0051 mg/L	0.0051 mg/L	22:50:10
2	K	766.490†	628.1	201.2	0.3022 mg/L	0.3022 mg/L	22:49:37
2	Li	670.784†	93.0	51.5	0.0022 mg/L	0.0022 mg/L	22:49:37
2	Na	589.592	2052.0	3165.4	0.1416 mg/L	0.1416 mg/L	22:49:37
2	Y	371.029	3653070.7	3653070.7	0.991 mg/L		22:50:16
2	Ag	328.068†	-2270.1	507.0	0.0014 mg/L	0.0014 mg/L	22:50:21
2	Al	237.313†	-34.1	24.3	0.0167 mg/L	0.0167 mg/L	22:50:42
2	As	188.979†	4.8	-0.0	0.0009 mg/L	0.0009 mg/L	22:50:42
2	B	182.528†	-2.5	2.1	0.0118 mg/L	0.0118 mg/L	22:50:42
2	Ba	233.527†	-112.2	-3.5	0.0012 mg/L	0.0012 mg/L	22:50:42
2	Be	313.107†	2665.6	-60.6	0.0000 mg/L	0.0000 mg/L	22:50:21
2	Ca	315.886†	554.3	114.6	0.0037 mg/L	0.0037 mg/L	22:50:21
2	Cd	228.802†	128.7	-0.2	0.0005 mg/L	0.0005 mg/L	22:50:42
2	Co	228.616†	-165.2	-1.0	0.0003 mg/L	0.0003 mg/L	22:50:42
2	Cr	267.716†	846.0	-53.0	0.0004 mg/L	0.0004 mg/L	22:50:21
2	Cu	324.752†	10497.3	5251.1	0.0188 mg/L	0.0188 mg/L	22:50:21
2	Fe	234.349†	1169.2	-71.1	0.0005 mg/L	0.0005 mg/L	22:50:42
2	Fe	238.204†	1373.6	-281.9	-0.0008 mg/L	-0.0008 mg/L	22:50:42
2	Mg	279.077†	513.6	79.3	0.0085 mg/L	0.0085 mg/L	22:50:21
2	Mn	257.610†	1709.0	-471.8	-0.0018 mg/L	-0.0018 mg/L	22:50:21
2	Mo	202.031†	45.5	8.9	0.0005 mg/L	0.0005 mg/L	22:50:42
2	Ni	231.604†	20.1	1.6	-0.0009 mg/L	-0.0009 mg/L	22:50:42
2	P	214.914†	97.6	30.8	0.0492 mg/L	0.0492 mg/L	22:50:42
2	Pb	220.353†	-148.4	10.9	0.0004 mg/L	0.0004 mg/L	22:50:42
2	Sb	206.836†	1.6	-8.7	-0.0040 mg/L	-0.0040 mg/L	22:50:42
2	Se	196.026†	-2.6	1.4	0.0084 mg/L	0.0084 mg/L	22:50:42
2	Sn	189.927†	62.2	-17.3	-0.0090 mg/L	-0.0090 mg/L	22:50:42
2	Sr	407.771†	6192.7	36.5	-0.0002 mg/L	-0.0002 mg/L	22:50:16
2	Ti	337.279†	-1914.8	11.7	0.0025 mg/L	0.0025 mg/L	22:50:21
2	Tl	190.801†	6.6	3.9	0.0308 mg/L	0.0308 mg/L	22:50:42
2	V	292.402†	-1407.9	-36.5	0.0018 mg/L	0.0018 mg/L	22:50:21
2	Zn	213.857†	836.7	230.3	0.0044 mg/L	0.0044 mg/L	22:50:42

Mean Data: ICCB

Analyte	Mean Corrected Intensity	Conc. Units	Calib	Std.Dev.	Sample Conc. Units	Std.Dev.	RSD
Y 371.029	3643280.0	0.989 mg/L		0.0038			0.38%
Ag 328.068†	477.4	0.0013 mg/L		0.00014	0.0013 mg/L	0.00014	10.13%
QC value within limits for Ag 328.068 Recovery = Not calculated							
Al 237.313†	8.4	0.0149 mg/L		0.00252	0.0149 mg/L	0.00252	16.92%
QC value within limits for Al 237.313 Recovery = Not calculated							
As 188.979†	1.3	0.0027 mg/L		0.00257	0.0027 mg/L	0.00257	94.36%
QC value within limits for As 188.979 Recovery = Not calculated							
B 182.528†	2.5	0.0127 mg/L		0.00138	0.0127 mg/L	0.00138	10.80%
QC value within limits for B 182.528 Recovery = Not calculated							
Ba 233.527†	-18.2	0.0010 mg/L		0.00018	0.0010 mg/L	0.00018	16.91%
QC value within limits for Ba 233.527 Recovery = Not calculated							
Be 313.107†	6.3	0.0001 mg/L		0.00002	0.0001 mg/L	0.00002	32.91%
QC value within limits for Be 313.107 Recovery = Not calculated							

Ca 315.886†	87.3	0.0035 mg/L	0.00028	0.0035 mg/L	0.00028	7.79%
QC value within limits for Ca 315.886 Recovery = Not calculated						
Cd 228.802†	5.8	0.0007 mg/L	0.00019	0.0007 mg/L	0.00019	28.73%
QC value within limits for Cd 228.802 Recovery = Not calculated						
Co 228.616†	-3.9	0.0002 mg/L	0.00011	0.0002 mg/L	0.00011	67.63%
QC value within limits for Co 228.616 Recovery = Not calculated						
Cr 267.716†	-43.9	0.0005 mg/L	0.00008	0.0005 mg/L	0.00008	16.95%
QC value within limits for Cr 267.716 Recovery = Not calculated						
Cu 324.752†	5354.8	0.0191 mg/L	0.00050	0.0191 mg/L	0.00050	2.60%
QC value greater than the upper limit for Cu 324.752 Recovery = Not calculated						
Fe 234.349†	-57.6	0.0008 mg/L	0.00039	0.0008 mg/L	0.00039	48.48%
QC value within limits for Fe 234.349 Recovery = Not calculated						
Fe 238.204†	-276.5	-0.0008 mg/L	0.00006	-0.0008 mg/L	0.00006	8.27%
QC value within limits for Fe 238.204 Recovery = Not calculated						
K 766.490†	164.2	0.2850 mg/L	0.02427	0.2850 mg/L	0.02427	8.51%
QC value greater than the upper limit for K 766.490 Recovery = Not calculated						
Li 670.784†	60.1	0.0024 mg/L	0.00032	0.0024 mg/L	0.00032	13.62%
QC value within limits for Li 670.784 Recovery = Not calculated						
Mg 279.077†	36.6	0.0069 mg/L	0.00228	0.0069 mg/L	0.00228	33.23%
QC value within limits for Mg 279.077 Recovery = Not calculated						
Mn 257.610†	-436.7	-0.0018 mg/L	0.00006	-0.0018 mg/L	0.00006	3.28%
QC value within limits for Mn 257.610 Recovery = Not calculated						
Mo 202.031†	20.4	0.0014 mg/L	0.00118	0.0014 mg/L	0.00118	85.45%
QC value within limits for Mo 202.031 Recovery = Not calculated						
Na 589.592	3107.3	0.1343 mg/L	0.01021	0.1343 mg/L	0.01021	7.60%
QC value within limits for Na 589.592 Recovery = Not calculated						
Ni 231.604†	1.8	-0.0009 mg/L	0.00001	-0.0009 mg/L	0.00001	1.11%
QC value within limits for Ni 231.604 Recovery = Not calculated						
P 214.914†	35.5	0.0524 mg/L	0.00459	0.0524 mg/L	0.00459	8.76%
QC value within limits for P 214.914 Recovery = Not calculated						
Pb 220.353†	17.2	0.0011 mg/L	0.00099	0.0011 mg/L	0.00099	89.55%
QC value within limits for Pb 220.353 Recovery = Not calculated						
Sb 206.836†	-1.5	-0.0004 mg/L	0.00511	-0.0004 mg/L	0.00511	>999.9%
QC value within limits for Sb 206.836 Recovery = Not calculated						
Se 196.026†	0.4	0.0073 mg/L	0.00167	0.0073 mg/L	0.00167	23.05%
QC value within limits for Se 196.026 Recovery = Not calculated						
Sn 189.927†	-13.4	-0.0079 mg/L	0.00154	-0.0079 mg/L	0.00154	19.44%
QC value within limits for Sn 189.927 Recovery = Not calculated						
Sr 407.771†	94.4	-0.0002 mg/L	0.00000	-0.0002 mg/L	0.00000	2.03%
QC value within limits for Sr 407.771 Recovery = Not calculated						
Ti 337.279†	118.2	0.0027 mg/L	0.00019	0.0027 mg/L	0.00019	7.02%
QC value within limits for Ti 337.279 Recovery = Not calculated						
Tl 190.801†	2.7	0.0297 mg/L	0.00147	0.0297 mg/L	0.00147	4.94%
QC value within limits for Tl 190.801 Recovery = Not calculated						
V 292.402†	7.4	0.0020 mg/L	0.00025	0.0020 mg/L	0.00025	12.17%
QC value greater than the upper limit for V 292.402 Recovery = Not calculated						
Zn 213.857†	256.4	0.0047 mg/L	0.00048	0.0047 mg/L	0.00048	10.07%
QC value within limits for Zn 213.857 Recovery = Not calculated						
QC Failed. Continue with analysis.						

Sequence No.: 71
 Sample ID: BG61320-MS1
 Analyst:
 Initial Sample Wt:
 Dilution:

Autosampler Location: 59
 Date Collected: 7/13/2006 10:52:19 PM
 Data Type: Original
 Initial Sample Vol:
 Sample Prep Vol:

 Replicate Data: BG61320-MS1

Repl#	Analyte	Net Intensity	Corrected Intensity	Calib. Conc. Units	Sample Conc. Units	Analysis Time
1	K 766.490†	61244.3	63274.2	29.55 mg/L	29.55 mg/L	22:53:52
1	Li 670.784†	21395.2	22213.0	0.5925 mg/L	0.5925 mg/L	22:53:52
1	Na 589.592	233057.1	234170.4	28.86 mg/L	28.86 mg/L	22:53:52
1	Y 371.029	3542228.8	3542228.8	0.961 mg/L		22:54:18
1	Ag 328.068†	140124.5	148554.7	0.4898 mg/L	0.4898 mg/L	22:54:23
1	Al 237.313†	514801.1	535556.0	59.65 mg/L	59.65 mg/L	22:54:18
1	As 188.979†	337.7	346.3	0.4799 mg/L	0.4799 mg/L	22:54:43
1	B 182.528†	189.6	201.9	0.5005 mg/L	0.5005 mg/L	22:54:43
1	Ba 233.527†	94836.8	98759.2	0.8354 mg/L	0.8354 mg/L	22:54:23
1	Be 313.107†	238399.1	245234.1	0.0455 mg/L	0.0455 mg/L	22:54:18
1	Ca 315.886†	5428940.8	5646753.1	40.39 mg/L	40.39 mg/L	22:54:11

Fe 238.204†	15999106.0	132.7 mg/L	0.22	132.7 mg/L	0.22	0.17%
K 766.490†	69647.0	32.50 mg/L	0.320	32.50 mg/L	0.320	0.99%
Li 670.784†	24276.3	0.6475 mg/L	0.00488	0.6475 mg/L	0.00488	0.75%
Mg 279.077†	665100.9	25.14 mg/L	0.091	25.14 mg/L	0.091	0.36%
Mn 257.610†	2502245.8	2.958 mg/L	0.0025	2.958 mg/L	0.0025	0.08%
Mo 202.031†	6767.2	0.4941 mg/L	0.01039	0.4941 mg/L	0.01039	2.10%
Na 589.592	264146.2	32.59 mg/L	0.061	32.59 mg/L	0.061	0.19%
Ni 231.604†	21971.8	0.7103 mg/L	0.00008	0.7103 mg/L	0.00008	0.01%
P 214.914†	15385.2	10.71 mg/L	0.261	10.71 mg/L	0.261	2.44%
Pb 220.353†	74528.8	8.304 mg/L	0.0349	8.304 mg/L	0.0349	0.42%
Sb 206.836†	932.4	0.4485 mg/L	0.00612	0.4485 mg/L	0.00612	1.36%
Se 196.026†	729.1	0.8929 mg/L	0.02804	0.8929 mg/L	0.02804	3.14%
Sn 189.927†	2637.8	0.7430 mg/L	0.01808	0.7430 mg/L	0.01808	2.43%
Sr 407.771†	6511387.0	0.2759 mg/L	0.00036	0.2759 mg/L	0.00036	0.13%
Ti 337.279†	3228341.5	4.021 mg/L	0.0007	4.021 mg/L	0.0007	0.02%
Tl 190.801†	563.1	0.5431 mg/L	0.01122	0.5431 mg/L	0.01122	2.07%
V 292.402†	172182.5	0.6129 mg/L	0.00234	0.6129 mg/L	0.00234	0.38%
Zn 213.857†	282279.9	3.634 mg/L	0.0137	3.634 mg/L	0.0137	0.38%

Matrix Recovery Check: BG61320-PDS1

Analyte	Expected Conc.	Measured Conc.	Std. Dev.	Units	Recovery (%)
K 766.490	34.24	32.50	0.320	mg/L	93.0
Li 670.784	0.6762	0.6475	0.005	mg/L	94.3
Na 589.592	33.92	32.59	0.061	mg/L	94.7
Ag 328.068	0.6067	0.5762	0.000	mg/L	87.8
Al 237.313	69.98	69.16	0.264	mg/L	67.5
As 188.979	0.5661	0.5211	0.013	mg/L	91.0
B 182.528	0.6448	0.6020	0.006	mg/L	91.4
Ba 233.527	1.012	0.9633	0.003	mg/L	90.2
Be 313.107	0.0521	0.0490	0.000	mg/L	93.8
Ca 315.886	52.56	51.82	0.031	mg/L	85.3
Cd 228.802	0.2739	0.2563	0.005	mg/L	93.0
Co 228.616	0.5640	0.5285	0.012	mg/L	92.9
Cr 267.716	0.7315	0.6917	0.003	mg/L	92.0
Cu 324.752	2.890	2.754	0.002	mg/L	72.8
Fe 234.349	147.2	143.7	0.035	mg/L	-37.3
Fe 238.204	137.3	132.7	0.220	mg/L	-84.0
Mg 279.077	25.92	25.14	0.091	mg/L	84.5
Mn 257.610	3.047	2.958	0.002	mg/L	82.3
Mo 202.031	0.5159	0.4941	0.010	mg/L	95.6
Ni 231.604	0.7536	0.7103	0.000	mg/L	91.4
P 214.914	11.25	10.71	0.261	mg/L	89.2
Pb 220.353	8.650	8.304	0.035	mg/L	30.9
Sb 206.836	0.5027	0.4485	0.006	mg/L	89.2
Se 196.026	1.005	0.8929	0.028	mg/L	88.8
Sn 189.927	0.7524	0.7430	0.018	mg/L	98.1
Sr 407.771	0.2857	0.2759	0.000	mg/L	80.5
Ti 337.279	4.106	4.021	0.001	mg/L	83.1
Tl 190.801	0.5528	0.5431	0.011	mg/L	98.1
V 292.402	0.6455	0.6129	0.002	mg/L	93.5
Zn 213.857	3.778	3.634	0.014	mg/L	71.1

Sequence No.: 74

Sample ID: CCV

Analyst:

Initial Sample Wt:

Dilution:

Autosampler Location: 3

Date Collected: 7/13/2006 11:06:22 PM

Data Type: Original

Initial Sample Vol:

Sample Prep Vol:

Replicate Data: CCV

Repl#	Analyte	Net Intensity	Corrected Intensity	Calib. Conc.	Units	Sample Conc.	Units	Analysis Time
1	K 766.490†	51608.9	53756.7	25.13	mg/L	25.13	mg/L	23:07:57
1	Li 670.784†	18333.9	19208.1	0.5125	mg/L	0.5125	mg/L	23:07:57
1	Na 589.592	206479.9	207593.2	25.56	mg/L	25.56	mg/L	23:07:57
1	Y 371.029	3509197.3	3509197.3	0.952	mg/L			23:08:12
1	Ag 328.068†	71927.1	78319.8	0.2560	mg/L	0.2560	mg/L	23:08:17
1	Al 237.313†	21324.2	22449.0	2.526	mg/L	2.526	mg/L	23:08:17
1	As 188.979†	345.9	358.3	0.4994	mg/L	0.4994	mg/L	23:08:37

1	B 182.528†	188.4	202.5	0.5020 mg/L	0.5020 mg/L	23:08:37
1	Ba 233.527†	57134.3	60100.3	0.5089 mg/L	0.5089 mg/L	23:08:17
1	Be 313.107†	252838.2	262729.2	0.0507 mg/L	0.0507 mg/L	23:08:12
1	Ca 315.886†	678704.4	712190.9	5.099 mg/L	5.099 mg/L	23:08:12
1	Cd 228.802†	10026.3	10397.6	0.2548 mg/L	0.2548 mg/L	23:08:37
1	Co 228.616†	17600.0	18645.6	0.5097 mg/L	0.5097 mg/L	23:08:17
1	Cr 267.716†	77984.7	80977.1	0.5066 mg/L	0.5066 mg/L	23:08:17
1	Cu 324.752†	151785.8	154037.2	0.5236 mg/L	0.5236 mg/L	23:08:17
1	Fe 234.349†	121157.4	125964.1	2.544 mg/L	2.544 mg/L	23:08:17
1	Fe 238.204†	294600.0	307660.8	2.553 mg/L	2.553 mg/L	23:08:17
1	Mg 279.077†	128272.2	134246.3	5.089 mg/L	5.089 mg/L	23:08:17
1	Mn 257.610†	415686.0	434272.1	0.5125 mg/L	0.5125 mg/L	23:08:12
1	Mo 202.031†	6600.2	6893.2	0.5033 mg/L	0.5033 mg/L	23:08:37
1	Ni 231.604†	15088.0	15823.7	0.5115 mg/L	0.5115 mg/L	23:08:17
1	P 214.914†	6933.6	7212.7	5.037 mg/L	5.037 mg/L	23:08:37
1	Pb 220.353†	4221.7	4593.3	0.5118 mg/L	0.5118 mg/L	23:08:37
1	Sb 206.836†	976.1	1014.5	0.4965 mg/L	0.4965 mg/L	23:08:37
1	Se 196.026†	777.1	819.9	1.003 mg/L	1.003 mg/L	23:08:37
1	Sn 189.927†	1793.5	1803.0	0.5004 mg/L	0.5004 mg/L	23:08:37
1	Sr 407.771†	1160193.0	1211985.8	0.0512 mg/L	0.0512 mg/L	23:08:12
1	Ti 337.279†	385290.0	406495.0	0.5086 mg/L	0.5086 mg/L	23:08:17
1	Tl 190.801†	637.3	666.4	0.5956 mg/L	0.5956 mg/L	23:08:37
1	V 292.402†	130252.3	138147.8	0.5122 mg/L	0.5122 mg/L	23:08:17
1	Zn 213.857†	38219.7	39516.8	0.5095 mg/L	0.5095 mg/L	23:08:17
2	K 766.490†	52235.2	54375.9	25.42 mg/L	25.42 mg/L	23:08:02
2	Li 670.784†	18343.6	19204.8	0.5124 mg/L	0.5124 mg/L	23:08:02
2	Na 589.592	206553.9	207667.2	25.56 mg/L	25.56 mg/L	23:08:02
2	Y 371.029	3511656.9	3511656.9	0.953 mg/L		23:08:44
2	Ag 328.068†	71568.3	77890.5	0.2546 mg/L	0.2546 mg/L	23:08:50
2	Al 237.313†	21248.9	22354.3	2.515 mg/L	2.515 mg/L	23:08:50
2	As 188.979†	349.9	362.3	0.5050 mg/L	0.5050 mg/L	23:09:10
2	B 182.528†	193.5	207.6	0.5146 mg/L	0.5146 mg/L	23:09:10
2	Ba 233.527†	56553.6	59449.0	0.5034 mg/L	0.5034 mg/L	23:08:50
2	Be 313.107†	253185.7	262907.9	0.0507 mg/L	0.0507 mg/L	23:08:44
2	Ca 315.886†	678542.9	711522.3	5.094 mg/L	5.094 mg/L	23:08:44
2	Cd 228.802†	10047.1	10412.1	0.2551 mg/L	0.2551 mg/L	23:09:10
2	Co 228.616†	17436.5	18461.1	0.5046 mg/L	0.5046 mg/L	23:08:50
2	Cr 267.716†	77583.9	80499.3	0.5036 mg/L	0.5036 mg/L	23:08:50
2	Cu 324.752†	151249.7	153363.1	0.5213 mg/L	0.5213 mg/L	23:08:50
2	Fe 234.349†	120039.2	124701.7	2.518 mg/L	2.518 mg/L	23:08:50
2	Fe 238.204†	292122.5	304844.6	2.530 mg/L	2.530 mg/L	23:08:50
2	Mg 279.077†	126952.0	132766.7	5.033 mg/L	5.033 mg/L	23:08:50
2	Mn 257.610†	415793.2	434078.9	0.5122 mg/L	0.5122 mg/L	23:08:44
2	Mo 202.031†	6639.7	6929.8	0.5060 mg/L	0.5060 mg/L	23:09:10
2	Ni 231.604†	14879.9	15594.2	0.5040 mg/L	0.5040 mg/L	23:08:50
2	P 214.914†	6968.1	7243.7	5.059 mg/L	5.059 mg/L	23:09:10
2	Pb 220.353†	4218.0	4586.3	0.5110 mg/L	0.5110 mg/L	23:09:10
2	Sb 206.836†	983.1	1021.2	0.4998 mg/L	0.4998 mg/L	23:09:10
2	Se 196.026†	789.8	832.7	1.019 mg/L	1.019 mg/L	23:09:10
2	Sn 189.927†	1797.0	1805.4	0.5010 mg/L	0.5010 mg/L	23:09:10
2	Sr 407.771†	1161079.6	1212062.8	0.0512 mg/L	0.0512 mg/L	23:08:44
2	Ti 337.279†	382978.6	403786.4	0.5052 mg/L	0.5052 mg/L	23:08:50
2	Tl 190.801†	645.0	674.0	0.6022 mg/L	0.6022 mg/L	23:09:10
2	V 292.402†	129648.9	137418.8	0.5096 mg/L	0.5096 mg/L	23:08:50
2	Zn 213.857†	37881.5	39133.9	0.5046 mg/L	0.5046 mg/L	23:08:50

Mean Data: CCV

Analyte	Mean Corrected Intensity	Calib Conc. Units	Std.Dev.	Sample Conc. Units	Std.Dev.	RSD
Y 371.029	3510427.1	0.953 mg/L	0.0005			0.05%
Ag 328.068†	78105.1	0.2553 mg/L	0.00099	0.2553 mg/L	0.00099	0.39%
QC value within limits for Ag 328.068 Recovery = 102.12%						
Al 237.313†	22401.6	2.520 mg/L	0.0075	2.520 mg/L	0.0075	0.30%
QC value within limits for Al 237.313 Recovery = 100.81%						
As 188.979†	360.3	0.5022 mg/L	0.00393	0.5022 mg/L	0.00393	0.78%
QC value within limits for As 188.979 Recovery = 100.44%						
B 182.528†	205.1	0.5083 mg/L	0.00886	0.5083 mg/L	0.00886	1.74%
QC value within limits for B 182.528 Recovery = 101.66%						
Ba 233.527†	59774.7	0.5061 mg/L	0.00389	0.5061 mg/L	0.00389	0.77%
QC value within limits for Ba 233.527 Recovery = 101.23%						
Be 313.107†	262818.6	0.0507 mg/L	0.00003	0.0507 mg/L	0.00003	0.05%

Ca	315.886†	711856.6	5.096 mg/L	0.0034	5.096 mg/L	0.0034	0.07%
QC value within limits for Ca 315.886 Recovery = 101.93%							
Cd	228.802†	10404.8	0.2549 mg/L	0.00021	0.2549 mg/L	0.00021	0.08%
QC value within limits for Cd 228.802 Recovery = 101.96%							
Co	228.616†	18553.4	0.5072 mg/L	0.00357	0.5072 mg/L	0.00357	0.70%
QC value within limits for Co 228.616 Recovery = 101.43%							
Cr	267.716†	80738.2	0.5051 mg/L	0.00211	0.5051 mg/L	0.00211	0.42%
QC value within limits for Cr 267.716 Recovery = 101.02%							
Cu	324.752†	153700.2	0.5225 mg/L	0.00162	0.5225 mg/L	0.00162	0.31%
QC value within limits for Cu 324.752 Recovery = 104.50%							
Fe	234.349†	125332.9	2.531 mg/L	0.0180	2.531 mg/L	0.0180	0.71%
QC value within limits for Fe 234.349 Recovery = 101.25%							
Fe	238.204†	306252.7	2.542 mg/L	0.0165	2.542 mg/L	0.0165	0.65%
QC value within limits for Fe 238.204 Recovery = 101.67%							
K	766.490†	54066.3	25.28 mg/L	0.203	25.28 mg/L	0.203	0.80%
QC value within limits for K 766.490 Recovery = 101.11%							
Li	670.784†	19206.4	0.5124 mg/L	0.00006	0.5124 mg/L	0.00006	0.01%
QC value within limits for Li 670.784 Recovery = 102.49%							
Mg	279.077†	133506.5	5.061 mg/L	0.0396	5.061 mg/L	0.0396	0.78%
QC value within limits for Mg 279.077 Recovery = 101.22%							
Mn	257.610†	434175.5	0.5123 mg/L	0.00016	0.5123 mg/L	0.00016	0.03%
QC value within limits for Mn 257.610 Recovery = 102.47%							
Mo	202.031†	6911.5	0.5046 mg/L	0.00189	0.5046 mg/L	0.00189	0.37%
QC value within limits for Mo 202.031 Recovery = 100.93%							
Na	589.592	207630.2	25.56 mg/L	0.007	25.56 mg/L	0.007	0.03%
QC value within limits for Na 589.592 Recovery = 102.24%							
Ni	231.604†	15708.9	0.5078 mg/L	0.00525	0.5078 mg/L	0.00525	1.03%
QC value within limits for Ni 231.604 Recovery = 101.55%							
P	214.914†	7228.2	5.048 mg/L	0.0152	5.048 mg/L	0.0152	0.30%
QC value within limits for P 214.914 Recovery = 100.96%							
Pb	220.353†	4589.8	0.5114 mg/L	0.00054	0.5114 mg/L	0.00054	0.11%
QC value within limits for Pb 220.353 Recovery = 102.28%							
Sb	206.836†	1017.8	0.4982 mg/L	0.00237	0.4982 mg/L	0.00237	0.48%
QC value within limits for Sb 206.836 Recovery = 99.63%							
Se	196.026†	826.3	1.011 mg/L	0.0110	1.011 mg/L	0.0110	1.09%
QC value within limits for Se 196.026 Recovery = 101.10%							
Sn	189.927†	1804.2	0.5007 mg/L	0.00046	0.5007 mg/L	0.00046	0.09%
QC value within limits for Sn 189.927 Recovery = 100.14%							
Sr	407.771†	1212024.3	0.0512 mg/L	0.00000	0.0512 mg/L	0.00000	0.00%
QC value within limits for Sr 407.771 Recovery = 102.44%							
Ti	337.279†	405140.7	0.5069 mg/L	0.00238	0.5069 mg/L	0.00238	0.47%
QC value within limits for Ti 337.279 Recovery = 101.38%							
Tl	190.801†	670.2	0.5989 mg/L	0.00464	0.5989 mg/L	0.00464	0.78%
QC value greater than the upper limit for Tl 190.801 Recovery = 119.78%							
V	292.402†	137783.3	0.5109 mg/L	0.00184	0.5109 mg/L	0.00184	0.36%
QC value within limits for V 292.402 Recovery = 102.17%							
Zn	213.857†	39325.4	0.5070 mg/L	0.00347	0.5070 mg/L	0.00347	0.68%
QC value within limits for Zn 213.857 Recovery = 101.40%							

QC Failed. Continue with analysis.

```

=====
Sequence No.: 75                               Autosampler Location: 1
Sample ID: ICCB                               Date Collected: 7/13/2006 11:10:48 PM
Analyst:                                       Data Type: Original
Initial Sample Wt:                            Initial Sample Vol:
Dilution:                                    Sample Prep Vol:
=====
    
```

Replicate Data: ICCB

Repl#	Analyte	Net Intensity	Corrected Intensity	Calib. Conc.	Units	Sample Conc.	Units	Analysis Time
1	K 766.490†	686.7	260.0	0.3295	mg/L	0.3295	mg/L	23:12:21
1	Li 670.784†	77.7	36.0	0.0017	mg/L	0.0017	mg/L	23:12:21
1	Na 589.592	2187.5	3300.8	0.1584	mg/L	0.1584	mg/L	23:12:21
1	Y 371.029	3654707.9	3654707.9	0.992	mg/L			23:12:34
1	Ag 328.068†	-2310.8	467.0	0.0013	mg/L	0.0013	mg/L	23:12:40
1	Al 237.313†	-57.1	1.1	0.0141	mg/L	0.0141	mg/L	23:13:00
1	As 188.979†	5.4	0.6	0.0018	mg/L	0.0018	mg/L	23:13:00
1	B 182.528†	-2.6	2.0	0.0115	mg/L	0.0115	mg/L	23:13:00
1	Ba 233.527†	-123.1	-14.4	0.0011	mg/L	0.0011	mg/L	23:13:00
1	Be 313.107†	2901.5	176.0	0.0001	mg/L	0.0001	mg/L	23:12:40

1	Ca 315.886†	549.8	109.9	0.0037 mg/L	0.0037 mg/L	23:12:40
1	Cd 228.802†	126.0	-3.0	0.0005 mg/L	0.0005 mg/L	23:13:00
1	Co 228.616†	-181.0	-16.7	-0.0002 mg/L	-0.0002 mg/L	23:13:00
1	Cr 267.716†	938.1	39.5	0.0010 mg/L	0.0010 mg/L	23:12:40
1	Cu 324.752†	11278.9	6034.4	0.0214 mg/L	0.0214 mg/L	23:12:40
1	Fe 234.349†	1227.4	-13.0	0.0017 mg/L	0.0017 mg/L	23:13:00
1	Fe 238.204†	1551.4	-103.2	0.0007 mg/L	0.0007 mg/L	23:13:00
1	Mg 279.077†	447.2	12.1	0.0059 mg/L	0.0059 mg/L	23:12:40
1	Mn 257.610†	1856.5	-323.9	-0.0017 mg/L	-0.0017 mg/L	23:12:40
1	Mo 202.031†	61.1	24.6	0.0017 mg/L	0.0017 mg/L	23:13:00
1	Ni 231.604†	29.8	11.4	-0.0006 mg/L	-0.0006 mg/L	23:13:00
1	P 214.914†	108.5	41.8	0.0568 mg/L	0.0568 mg/L	23:13:00
1	Pb 220.353†	-158.9	0.4	-0.0008 mg/L	-0.0008 mg/L	23:13:00
1	Sb 206.836†	20.1	9.9	0.0053 mg/L	0.0053 mg/L	23:13:00
1	Se 196.026†	-5.1	-1.2	0.0053 mg/L	0.0053 mg/L	23:13:00
1	Sn 189.927†	82.6	3.2	-0.0033 mg/L	-0.0033 mg/L	23:13:00
1	Sr 407.771†	6893.7	740.5	-0.0001 mg/L	-0.0001 mg/L	23:12:34
1	Ti 337.279†	-1809.2	118.9	0.0027 mg/L	0.0027 mg/L	23:12:40
1	Tl 190.801†	5.3	2.6	0.0296 mg/L	0.0296 mg/L	23:13:00
1	V 292.402†	-1443.1	-71.3	0.0017 mg/L	0.0017 mg/L	23:12:40
1	Zn 213.857†	828.8	222.0	0.0043 mg/L	0.0043 mg/L	23:13:00
2	K 766.490†	630.9	203.4	0.3032 mg/L	0.3032 mg/L	23:12:26
2	Li 670.784†	108.3	66.8	0.0026 mg/L	0.0026 mg/L	23:12:26
2	Na 589.592	2220.3	3333.6	0.1625 mg/L	0.1625 mg/L	23:12:26
2	Y 371.029	3656780.4	3656780.4	0.992 mg/L		23:13:06
2	Ag 328.068†	-2213.3	566.6	0.0016 mg/L	0.0016 mg/L	23:13:11
2	Al 237.313†	-63.4	-5.2	0.0134 mg/L	0.0134 mg/L	23:13:31
2	As 188.979†	4.7	-0.1	0.0008 mg/L	0.0008 mg/L	23:13:31
2	B 182.528†	-4.3	0.4	0.0075 mg/L	0.0075 mg/L	23:13:31
2	Ba 233.527†	-137.5	-28.8	0.0009 mg/L	0.0009 mg/L	23:13:31
2	Be 313.107†	2925.6	198.6	0.0001 mg/L	0.0001 mg/L	23:13:11
2	Ca 315.886†	238.5	-204.1	0.0015 mg/L	0.0015 mg/L	23:13:11
2	Cd 228.802†	151.4	22.6	0.0011 mg/L	0.0011 mg/L	23:13:31
2	Co 228.616†	-183.4	-19.1	-0.0002 mg/L	-0.0002 mg/L	23:13:31
2	Cr 267.716†	991.7	93.0	0.0013 mg/L	0.0013 mg/L	23:13:11
2	Cu 324.752†	11623.8	6375.5	0.0226 mg/L	0.0226 mg/L	23:13:11
2	Fe 234.349†	1247.3	6.4	0.0021 mg/L	0.0021 mg/L	23:13:31
2	Fe 238.204†	1545.6	-110.0	0.0006 mg/L	0.0006 mg/L	23:13:31
2	Mg 279.077†	618.0	184.0	0.0124 mg/L	0.0124 mg/L	23:13:11
2	Mn 257.610†	1870.5	-310.8	-0.0016 mg/L	-0.0016 mg/L	23:13:11
2	Mo 202.031†	52.7	16.1	0.0011 mg/L	0.0011 mg/L	23:13:31
2	Ni 231.604†	23.3	4.8	-0.0008 mg/L	-0.0008 mg/L	23:13:31
2	P 214.914†	101.2	34.4	0.0516 mg/L	0.0516 mg/L	23:13:31
2	Pb 220.353†	-156.9	2.5	-0.0005 mg/L	-0.0005 mg/L	23:13:31
2	Sb 206.836†	16.2	6.0	0.0033 mg/L	0.0033 mg/L	23:13:31
2	Se 196.026†	-8.0	-4.1	0.0018 mg/L	0.0018 mg/L	23:13:31
2	Sn 189.927†	88.6	9.2	-0.0016 mg/L	-0.0016 mg/L	23:13:31
2	Sr 407.771†	6764.3	606.2	-0.0001 mg/L	-0.0001 mg/L	23:13:06
2	Ti 337.279†	-1813.7	115.5	0.0027 mg/L	0.0027 mg/L	23:13:11
2	Tl 190.801†	2.8	0.1	0.0275 mg/L	0.0275 mg/L	23:13:31
2	V 292.402†	-1480.6	-108.3	0.0016 mg/L	0.0016 mg/L	23:13:11
2	Zn 213.857†	829.1	221.8	0.0043 mg/L	0.0043 mg/L	23:13:31

Mean Data: ICCB

Analyte	Mean Corrected		Calib		Sample		RSD
	Intensity	Conc.	Units	Std.Dev.	Conc.	Units	
Y 371.029	3655744.2	0.992	mg/L	0.0004			0.04%
Ag 328.068†	516.8	0.0015	mg/L	0.00023	0.0015	mg/L	15.61%
QC value within limits for Ag 328.068 Recovery = Not calculated							
Al 237.313†	-2.1	0.0137	mg/L	0.00051	0.0137	mg/L	3.68%
QC value within limits for Al 237.313 Recovery = Not calculated							
As 188.979†	0.2	0.0013	mg/L	0.00069	0.0013	mg/L	53.92%
QC value within limits for As 188.979 Recovery = Not calculated							
B 182.528†	1.2	0.0095	mg/L	0.00287	0.0095	mg/L	30.20%
QC value within limits for B 182.528 Recovery = Not calculated							
Ba 233.527†	-21.6	0.0010	mg/L	0.00009	0.0010	mg/L	8.59%
QC value within limits for Ba 233.527 Recovery = Not calculated							
Be 313.107†	187.3	0.0001	mg/L	0.00000	0.0001	mg/L	3.50%
QC value within limits for Be 313.107 Recovery = Not calculated							
Ca 315.886†	-47.1	0.0026	mg/L	0.00159	0.0026	mg/L	61.65%
QC value within limits for Ca 315.886 Recovery = Not calculated							

Cd 228.802†	9.8	0.0008 mg/L	0.00045	0.0008 mg/L	0.00045	57.41%
QC value within limits for Cd 228.802 Recovery = Not calculated						
Co 228.616†	-17.9	-0.0002 mg/L	0.00005	-0.0002 mg/L	0.00005	21.13%
QC value within limits for Co 228.616 Recovery = Not calculated						
Cr 267.716†	66.2	0.0012 mg/L	0.00024	0.0012 mg/L	0.00024	20.39%
QC value within limits for Cr 267.716 Recovery = Not calculated						
Cu 324.752†	6204.9	0.0220 mg/L	0.00082	0.0220 mg/L	0.00082	3.71%
QC value greater than the upper limit for Cu 324.752 Recovery = Not calculated						
Fe 234.349†	-3.3	0.0019 mg/L	0.00028	0.0019 mg/L	0.00028	14.73%
QC value within limits for Fe 234.349 Recovery = Not calculated						
Fe 238.204†	-106.6	0.0006 mg/L	0.00004	0.0006 mg/L	0.00004	6.26%
QC value within limits for Fe 238.204 Recovery = Not calculated						
K 766.490†	231.7	0.3163 mg/L	0.01857	0.3163 mg/L	0.01857	5.87%
QC value greater than the upper limit for K 766.490 Recovery = Not calculated						
Li 670.784†	51.4	0.0021 mg/L	0.00058	0.0021 mg/L	0.00058	26.99%
QC value within limits for Li 670.784 Recovery = Not calculated						
Mg 279.077†	98.1	0.0092 mg/L	0.00460	0.0092 mg/L	0.00460	50.04%
QC value greater than the upper limit for Mg 279.077 Recovery = Not calculated						
Mn 257.610†	-317.3	-0.0017 mg/L	0.00001	-0.0017 mg/L	0.00001	0.66%
QC value within limits for Mn 257.610 Recovery = Not calculated						
Mo 202.031†	20.4	0.0014 mg/L	0.00044	0.0014 mg/L	0.00044	31.74%
QC value within limits for Mo 202.031 Recovery = Not calculated						
Na 589.592	3317.2	0.1604 mg/L	0.00288	0.1604 mg/L	0.00288	1.79%
QC value within limits for Na 589.592 Recovery = Not calculated						
Ni 231.604†	8.1	-0.0007 mg/L	0.00015	-0.0007 mg/L	0.00015	22.14%
QC value within limits for Ni 231.604 Recovery = Not calculated						
P 214.914†	38.1	0.0542 mg/L	0.00367	0.0542 mg/L	0.00367	6.77%
QC value within limits for P 214.914 Recovery = Not calculated						
Pb 220.353†	1.4	-0.0007 mg/L	0.00017	-0.0007 mg/L	0.00017	25.72%
QC value within limits for Pb 220.353 Recovery = Not calculated						
Sb 206.836†	8.0	0.0043 mg/L	0.00139	0.0043 mg/L	0.00139	32.36%
QC value within limits for Sb 206.836 Recovery = Not calculated						
Se 196.026†	-2.6	0.0036 mg/L	0.00245	0.0036 mg/L	0.00245	68.85%
QC value within limits for Se 196.026 Recovery = Not calculated						
Sn 189.927†	6.2	-0.0024 mg/L	0.00118	-0.0024 mg/L	0.00118	48.76%
QC value within limits for Sn 189.927 Recovery = Not calculated						
Sr 407.771†	673.4	-0.0001 mg/L	0.00000	-0.0001 mg/L	0.00000	2.75%
QC value within limits for Sr 407.771 Recovery = Not calculated						
Ti 337.279†	117.2	0.0027 mg/L	0.00000	0.0027 mg/L	0.00000	0.11%
QC value within limits for Ti 337.279 Recovery = Not calculated						
Tl 190.801†	1.3	0.0286 mg/L	0.00148	0.0286 mg/L	0.00148	5.16%
QC value within limits for Tl 190.801 Recovery = Not calculated						
V 292.402†	-89.8	0.0017 mg/L	0.00010	0.0017 mg/L	0.00010	6.19%
QC value within limits for V 292.402 Recovery = Not calculated						
Zn 213.857†	221.9	0.0043 mg/L	0.00000	0.0043 mg/L	0.00000	0.03%
QC value within limits for Zn 213.857 Recovery = Not calculated						
QC Failed. Continue with analysis.						

Sequence No.: 76

Autosampler Location: 160

Sample ID: ICSA

Date Collected: 7/13/2006 11:15:09 PM

Analyst:

Data Type: Original

Initial Sample Wt:

Initial Sample Vol:

Dilution:

Sample Prep Vol:

Replicate Data: ICSA

Repl#	Analyte	Net Intensity	Corrected Intensity	Calib. Conc. Units	Sample Conc. Units	Analysis Time
1	K 766.490†	1032.5	708.5	0.5374 mg/L	0.5374 mg/L	23:16:44
1	Li 670.784†	178.6	155.0	0.0049 mg/L	0.0049 mg/L	23:16:44
1	Na 589.592	5746.6	6859.9	0.6009 mg/L	0.6009 mg/L	23:16:44
1	Y 371.029	3334873.2	3334873.2	0.905 mg/L		23:17:10
1	Ag 328.068†	-2706.9	-194.0	0.0028 mg/L	0.0028 mg/L	23:17:16
1	Al 237.313†	2006930.7	2217476.6	248.6 mg/L	248.6 mg/L	23:17:10
1	As 188.979†	12.2	8.6	0.0129 mg/L	0.0129 mg/L	23:17:36
1	B 182.528†	68.3	80.0	0.2024 mg/L	0.2024 mg/L	23:17:36
1	Ba 233.527†	133.5	257.3	0.0034 mg/L	0.0034 mg/L	23:17:36
1	Be 313.107†	363.8	-2347.3	0.0001 mg/L	0.0001 mg/L	23:17:16
1	Ca 315.886†	32194550.1	35570674.4	254.4 mg/L	254.4 mg/L	23:17:03
1	Cd 228.802†	102.1	-17.2	0.0007 mg/L	0.0007 mg/L	23:17:36
1	Co 228.616†	-137.1	14.2	0.0007 mg/L	0.0007 mg/L	23:17:36

ANALYSIS SEQUENCE

BPG0313

Instrument: GFAA2

Calibration ID: UNASSIGNED

Lab Number	Analysis	Container	Order	Position	STD ID	ISTD ID	Client
BPG0313-CAL1	QC		1		6G13074		
BPG0313-CAL2	QC		2		6G14010		
BPG0313-CAL3	QC		3		6G14011		
BPG0313-CAL4	QC		4		6G14012		
BPG0313-CAL5	QC		5		6G14013		
BPG0313-ICV1	QC		6		6G14012		
BPG0313-SCV1	QC		7		6G14014		
BPG0313-ICB1	QC		8				
BG61320-BLK3	QC		9				
BG61320-BS3	QC		10				
BG61320-BSD3	QC		11				
BPG0313-CCB1	QC		12				
BPG0313-CCV1	QC		13		6G14012		
BG61320-SRM3	QC		14				
BG61320-DUP4	QC		15				
BG61320-MS4	QC		16				
BG61320-PS3	QC		17				
0607134-01	As: ppm Arsenic 7060	A	18				MACTEC Engineering & Consulting, Inc
0607134-02	As: ppm Arsenic 7060	A	19				MACTEC Engineering & Consulting, Inc
0607134-03	As: ppm Arsenic 7060	A	20				MACTEC Engineering & Consulting, Inc
0607134-04	As: ppm Arsenic 7060	A	21				MACTEC Engineering & Consulting, Inc
0607134-05	As: ppm Arsenic 7060	A	22				MACTEC Engineering & Consulting, Inc
0607134-06	As: ppm Arsenic 7060	A	23				MACTEC Engineering & Consulting, Inc
BPG0313-CCB2	QC		24				
BPG0313-CCV2	QC		25		6G14012		
0607134-07	As: ppm Arsenic 7060	A	26				MACTEC Engineering & Consulting, Inc
0607134-08	As: ppm Arsenic 7060	A	27				MACTEC Engineering & Consulting, Inc
0607134-09	As: ppm Arsenic 7060	A	28				MACTEC Engineering & Consulting, Inc
BPG0313-SRD1	QC		29				
BG61321-BLK2	QC		30				
BG61321-BS2	QC		31				
BG61321-BSD2	QC		32				
BG61321-SRM2	QC		33				

Samples Loaded By _____

Date _____

Data Processed By _____

Date _____

ANALYSIS SEQUENCE

BPG0313

Instrument: GFAA2

Calibration ID: UNASSIGNED

Lab Number	Analysis	Container	Order	Position	STD ID	ISTD ID	Client
BG61321-DUP4	QC		34				
BG61321-MS4	QC		35				
BPG0313-CCB3	QC		36				
BPG0313-CCV3	QC		37		6G14012		
BG61321-PS3	QC		38				
0607164-01	As: ppm Arsenic 7060	A	39				MACTEC Engineering & Consulting, Inc
0607164-02	As: ppm Arsenic 7060	A	40				MACTEC Engineering & Consulting, Inc
0607164-03	As: ppm Arsenic 7060	A	41				MACTEC Engineering & Consulting, Inc
0607164-04	As: ppm Arsenic 7060	A	42				MACTEC Engineering & Consulting, Inc
0607164-05	As: ppm Arsenic 7060	A	43				MACTEC Engineering & Consulting, Inc
0607164-06	As: ppm Arsenic 7060	A	44				MACTEC Engineering & Consulting, Inc
0607164-07	As: ppm Arsenic 7060	A	45				MACTEC Engineering & Consulting, Inc
0607164-08	As: ppm Arsenic 7060	A	46				MACTEC Engineering & Consulting, Inc
0607164-09	As: ppm Arsenic 7060	A	47				MACTEC Engineering & Consulting, Inc
BPG0313-CCB4	QC		48				
BPG0313-CCV4	QC		49		6G14012		
0607164-10	As: ppm Arsenic 7060	A	50				MACTEC Engineering & Consulting, Inc
BPG0313-SRD2	QC		51				
BG61341-BLK3	QC		52				
BG61341-BS3	QC		53				
BG61341-BSD3	QC		54				
BG61341-SRM3	QC		55				
BG61341-DUP3	QC		56				
BG61341-MS3	QC		57				
BG61341-PS3	QC		58				
BG61341-DUP6	QC		59				
BPG0313-CCB5	QC		60				
BPG0313-CCV5	QC		61		6G14012		
BG61341-MS6	QC		62				
BG61341-PS6	QC		63				
0607164-11	As: ppm Arsenic 7060	A	64				MACTEC Engineering & Consulting, Inc
0607164-12	As: ppm Arsenic 7060	A	65				MACTEC Engineering & Consulting, Inc
0607164-13	As: ppm Arsenic 7060	A	66				MACTEC Engineering & Consulting, Inc

Samples Loaded By

Date

Data Processed By

Date

ANALYSIS SEQUENCE

BPG0313

Instrument: GFAA2

Calibration ID: UNASSIGNED

Lab Number	Analysis	Container	Order	Position	STD ID	ISTD ID	Client
0607164-14	As: ppm Arsenic 7060	A	67				MACTEC Engineering & Consulting, Inc
0607164-15	As: ppm Arsenic 7060	A	68				MACTEC Engineering & Consulting, Inc
0607164-16	As: ppm Arsenic 7060	A	69				MACTEC Engineering & Consulting, Inc
0607164-17	As: ppm Arsenic 7060	A	70				MACTEC Engineering & Consulting, Inc
0607164-18	As: ppm Arsenic 7060	A	71				MACTEC Engineering & Consulting, Inc
BPG0313-CCB6	QC		72				
BPG0313-CCV6	QC		73		6G14012		
0607164-19	As: ppm Arsenic 7060	A	74				MACTEC Engineering & Consulting, Inc
0607164-20	As: ppm Arsenic 7060	A	75				MACTEC Engineering & Consulting, Inc
0607164-21	As: ppm Arsenic 7060	A	76				MACTEC Engineering & Consulting, Inc
0607164-22	As: ppm Arsenic 7060	A	77				MACTEC Engineering & Consulting, Inc
0607164-23	As: ppm Arsenic 7060	A	78				MACTEC Engineering & Consulting, Inc
0607164-24	As: ppm Arsenic 7060	A	79				MACTEC Engineering & Consulting, Inc
BPG0313-SRD3	QC		80				
BPG0313-SRD4	QC		81				
BPG0313-CCB7	QC		82				
BPG0313-CCV7	QC		83		6G14012		

Samples Loaded By

Date

Data Processed By

Date

Autosampler Loading List

Sample Information File: 071406YA.SIF

Methods: Pb 2 ~~Tl 2~~ As 5 ~~Sb 5~~ ~~Se 5~~

Location	Elements	Solution
1	Pb	Sample: 0607092-01
2	Pb	Sample: 0607124-01
3	Pb	Sample: BG61330-dup1
4	Pb	Sample: BG61330-sd1 x5
5	Pb,As	Sample: BG61206-blk1
6	Pb,As	Sample: BG61206-bs1 x20
7	Pb,As	Sample: BG61206-bsd1 x20
8	Pb,As	Sample: 0607098-01
9	Pb,As	Sample: 0607098-02
10	Pb,As	Sample: 0607098-03
11	Pb,As	Sample: 0607098-04
12	Pb, Tl, As, Sb, Se	Sample: BG61308-blk1
13	Pb, Tl, As, Sb, Se	Sample: BG61308-bs2
14	Pb, Tl, As, Sb, Se	Sample: BG61308-bsd2
15	Pb	Sample: 0607122-01
16	Pb, Tl, As, Sb	Sample: 0607120-06
17	Pb, As	Sample: 0607133-01
18	Pb, As	Sample: 0607133-02
19	Pb, As, Se	Sample: 0607133-04
20	Pb, As, Se	Sample: BG61308-dup1
21	Pb, As, Se	Sample: BG61308-ms2
22	Pb, As, Se	Sample: BG61308-sd1 x5
23	Tl, As	Sample: BG61320-blk1
24	Tl, As	Sample: BG61320-bs1 x20
25	Tl, As	Sample: BG61320-bsd1 x20
26	Tl, As	Sample: BG61320-srml x50
27	Tl, As	Sample: 0607134-01 x5
28	Tl, As	Sample: 0607134-02 x5
29	Tl, As	Sample: 0607134-03 x5
30	Tl, As	Sample: 0607134-04 x5
31	Tl, As	Sample: 0607134-05 x5
32	Tl, As	Sample: 0607134-06 x5
33	Tl, As	Sample: 0607134-07 x5
34	Tl, As	Sample: 0607134-08 x5
35	Tl, As	Sample: 0607134-09 x5
36	Tl, As	Sample: BG61320-dup1
37	Tl, As	Sample: BG61320-ms1 x20
38	Tl, As	Sample: BG61320-sd1 x25
39	Tl, As	Sample: 0607141-01 x5
40	Tl, As	Sample: 0607141-02 x5
41	Tl, As	Sample: 0607141-03 x5
42	Tl, As	Sample: BG61320-dup2
43	Tl, As	Sample: BG61320-ms2
44	Tl, As	Sample: BG61320-sd2
45	Tl, As	Sample: BG61321-blk1
46	Tl, As	Sample: BG61321-bs1 x20
47	Tl, As	Sample: BG61321-bsd1 x20
48	Tl, As	Sample: BG61321-srml x50
49	Tl, As	Sample: 0607164-01 x5
50	Tl, As	Sample: 0607164-02 x5
51	Tl, As	Sample: 0607164-03 x5
52	Tl, As	Sample: 0607164-04 x5
53	Tl, As	Sample: 0607164-05 x5
54	Tl, As	Sample: 0607164-06 x5
55	Tl, As	Sample: 0607164-07 x5
56	Tl, As	Sample: 0607164-08 x5
57	Tl, As	Sample: 0607164-09 x5
58	Tl, As	Sample: 0607164-10 x5
59	Tl, As	Sample: BG61321-dup1 x5
60	Tl, As	Sample: BG61321-ms1 x20
61	Tl, As	Sample: BG61321-sd1 x25

62	Tl,As	Sample: BG61341-blk1
63	Tl,As	Sample: BG61341-bs1 x20
64	Tl,As	Sample: BG61341-bsd1 x20
65	Tl,As	Sample: BG61341-srml1 x50
66	Tl,As	Sample: 0607164-11 x5
67	Tl,As	Sample: 0607164-12 x5
68	Tl,As	Sample: 0607164-13 x5
69	Tl,As	Sample: 0607164-14 x5
70	Tl,As	Sample: 0607164-15 x5
71	Tl,As	Sample: 0607164-16 x5
72	Tl,As	Sample: 0607164-17 x5
73	Tl,As	Sample: 0607164-18 x5
74	Tl,As	Sample: 0607164-19 x5
75	Tl,As	Sample: 0607164-20 x5
76	Tl,As	Sample: BG61341-dup1 x5
77	Tl,As	Sample: BG61341-ms1 x20
78	Tl,As	Sample: BG61341-sd1 x25
79	Tl,As	Sample: 0607164-21 x5
80	Tl,As	Sample: 0607164-22 x5
81	Tl,As	Sample: 0607164-23 x5
82	Tl,As	Sample: 0607164-24 x5
83	Tl,As	Sample: BG61341-dup2
84	Tl,As	Sample: BG61341-ms2
85	Tl,As	Sample: BG61341-sd2
86	Tl,As	Sample: 0607141-04
121	Pb,Tl,As,Sb	Stock Standard: 5.0 µg/L
	Se	Stock Standard: 10.0 µg/L
124	Pb,Tl,As,Sb	Stock Standard: 10.0 µg/L
	Tl	STD 3: 10.0000 µg/L
	Tl	CCV: 10.0000 µg/L
	Se	Stock Standard: 20.0 µg/L
126	Pb,Tl,As,Sb	Stock Standard: 25.0 µg/L
	Pb,As,Sb	STD 3: 25.0000 µg/L
	Pb,As,Sb	CCV: 25.0000 µg/L
	Se	Stock Standard: 50.0 µg/L
	Se	STD 3: 50.0000 µg/L
	Se	CCV: 50.0000 µg/L
129	Pb,As,Sb	Stock Standard: 50.0 µg/L
	Se	Stock Standard: 100.0 µg/L
131	Pb,Tl,As,Sb	Recovery Stock: 50.0 µg/L
	Se	Recovery Stock: 100.0 µg/L
134	Pb,As,Sb	ICV: 25.0000 µg/L
	Se	ICV: 50.0000 µg/L
136	Pb,As,Sb	CRA 2: 2.0000 µg/L
	Tl	Stock Standard: 2.0 µg/L
	Se	CRA 4: 4.0000 µg/L
139	Tl	ICV: 10.0000 µg/L
141	Pb	Standard 0
	Pb	ICB/CCB: 0.0000 µg/L
	Pb	Diluent
146	Pb	Modifier 2
147	Tl,As,Sb,Se	Modifier 1
148	Tl,As,Sb,Se	Standard 0
	Tl,As,Sb,Se	ICB/CCB: 0.0000 µg/L
	Tl,As,Sb,Se	Diluent

Method Name: As 5
 Method Description: As
 Element: As

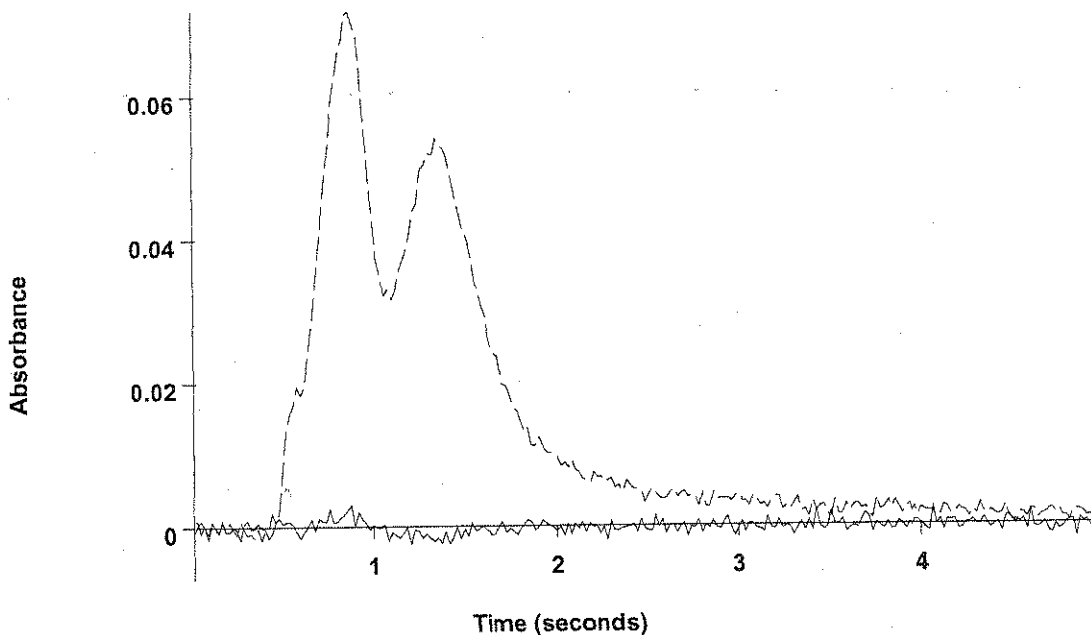
Date: 07/15/2006
 Technique: Furnace
 Calibration Type:
 As, Calc. Intercept : Linear
 Wavelength: 193.7 nm
 Energy: 100
 Slit Width: 0.7
 Lamp Current: 350mA
 Sample Info Name: 071406YA.SIF

Results Data Set Name: 071406yad

Element: As Seq. No.: 176 AS Loc.: 148 Date: 07/15/2006
 Sample ID: Standard 0
 µL dispensed: 10 from 148, 5 from 147, 15 from 148

Repl #	SampleConc	StndConc	BlnkCorr Signal	Peak Area	Peak Height	Bkgnd Area	Bkgnd Height	Time	Peak Stored
1			-0.0007	-0.0007	0.0030	0.0627	0.0718	03:54:37	Yes

As



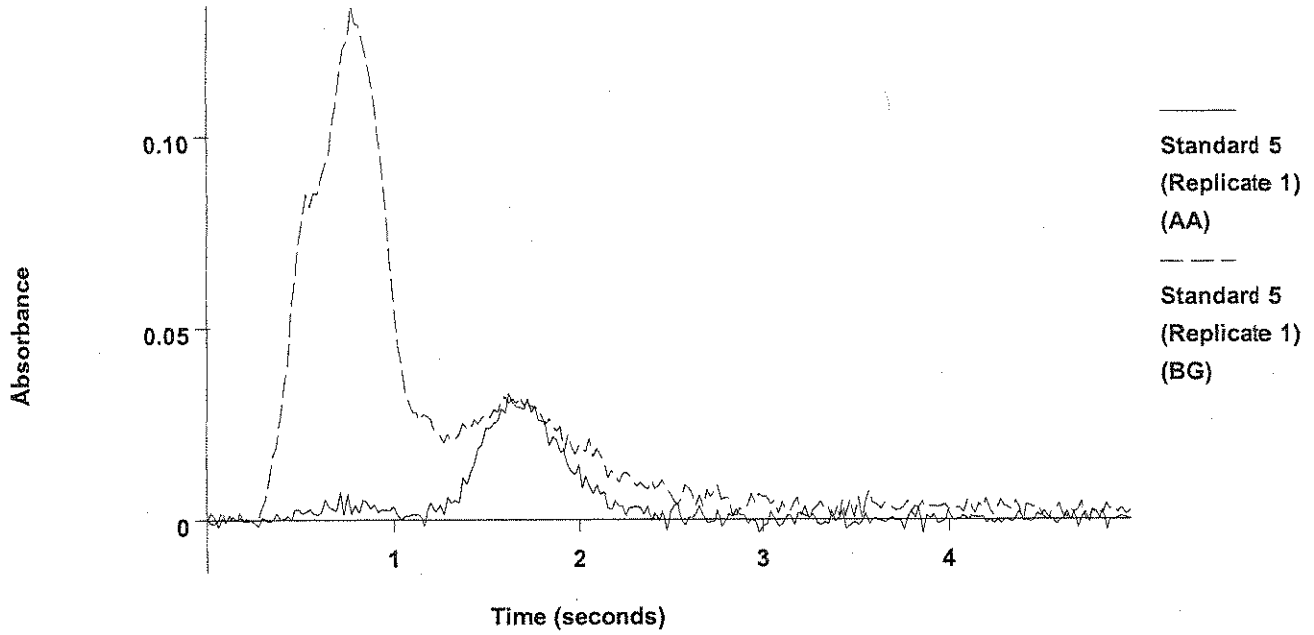
Standard 0
 (Replicate 1)
 (AA)
 Standard 0
 (Replicate 1)
 (BG)

2 -0.0001 -0.0001 0.0026 0.0743 0.1065 03:57:26 Yes
 Mean: -0.0004
 SD : 0.0004
 %RSD: 101.47
 Auto-zero performed.

Element: As Seq. No.: 177 AS Loc.: 121 Date: 07/15/2006
 Sample ID: Standard 5
 µL dispensed: 10 from 148, 5 from 147, 15 from 121

Repl #	SampleConc	StndConc	BlnkCorr Signal	Peak Area	Peak Height	Bkgnd Area	Bkgnd Height	Time	Peak Stored
1			0.0196	0.0192	0.0331	0.0988	0.1343	04:00:42	Yes

As

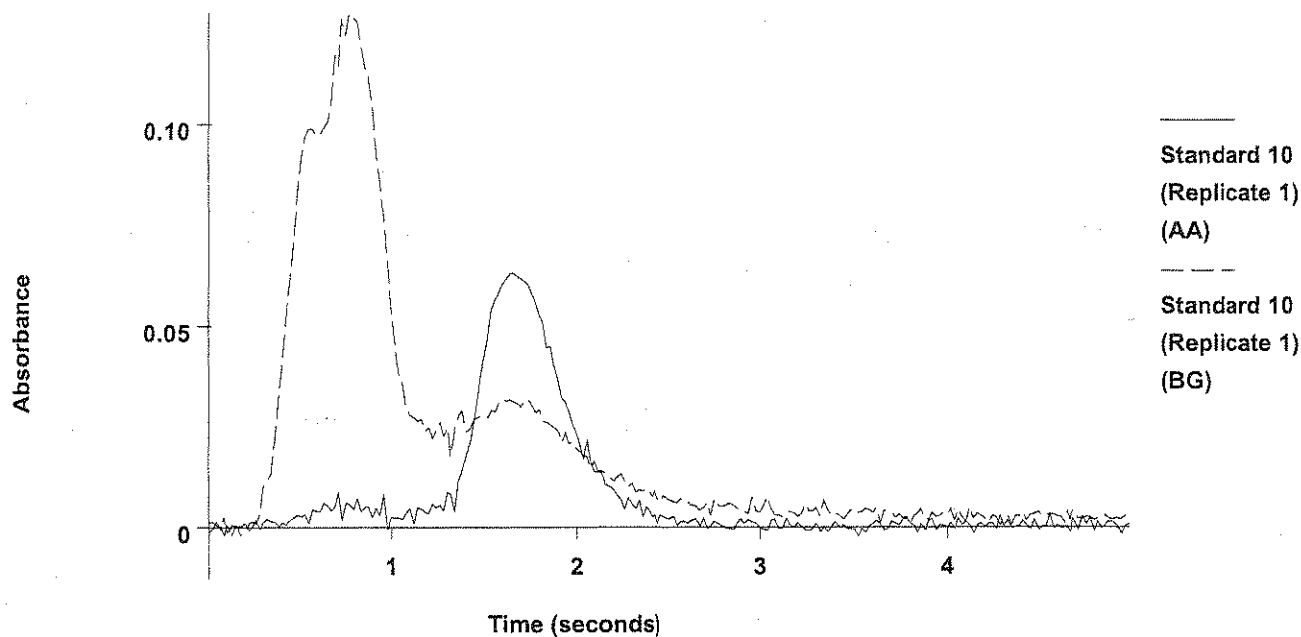


2 0.0193 0.0189 0.0323 0.1024 0.1359 04:03:33 Yes
 Mean: 0.0194
 SD : 0.0002
 %RSD: 1.07
 [As] Standard number 1 applied. [5.0]
 Correlation Coefficient: 1.00000 Slope: 0.00389
 Intercept : 0.00000

=====
 Element: As Seq. No.: 178 AS Loc.: 124 Date: 07/15/2006
 Sample ID: Standard 10
 μL dispensed: 10 from 148, 5 from 147, 15 from 124

Repl #	SampleConc μg/L	StndConc μg/L	BlkCorr Signal	Peak Area	Peak Height	Bkgnd Area	Bkgnd Height	Time	Peak Stored
1			0.0387	0.0383	0.0631	0.1015	0.1275	04:06:50	Yes

As

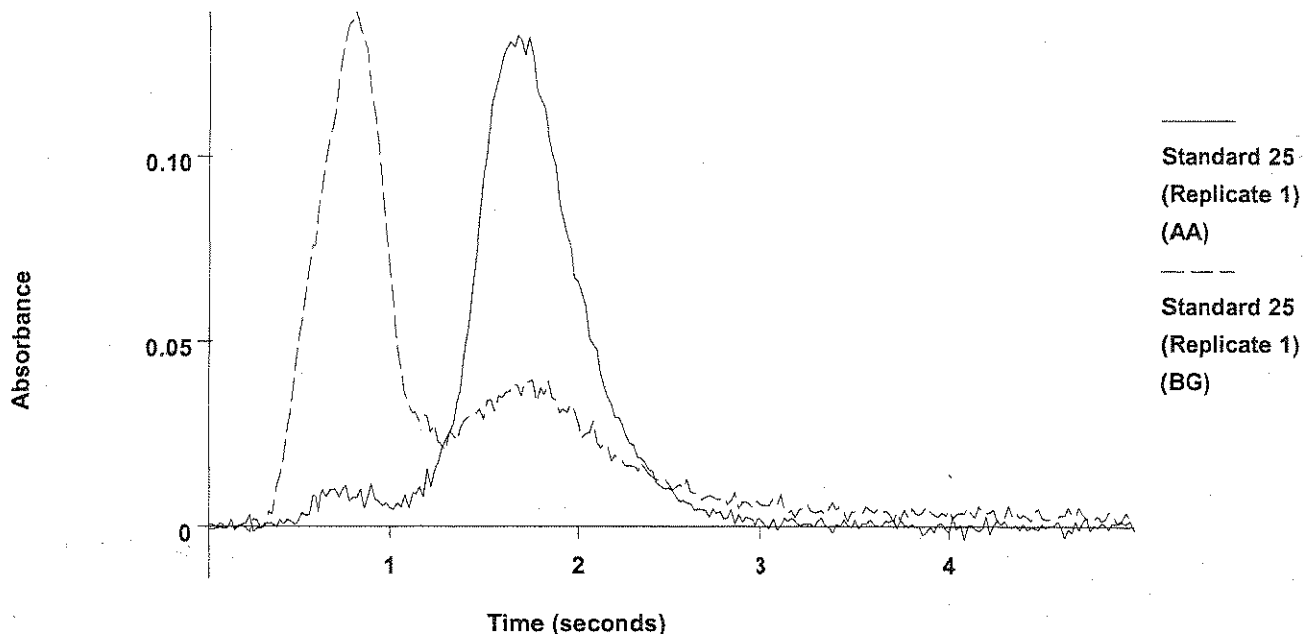


2 0.0371 0.0367 0.0631 0.1031 0.1270 04:09:42 Yes
 Mean: 0.0379
 SD : 0.0012
 %RSD: 3.07
 [As] Standard number 2 applied. [10.0]
 Correlation Coefficient: 0.99989 Slope: 0.00379
 Intercept : 0.00016

=====
 Element: As Seq. No.: 179 AS Loc.: 126 Date: 07/15/2006
 Sample ID: Standard 25
 µL dispensed: 10 from 148, 5 from 147, 15 from 126

Repl #	SampleConc µg/L	StndConc µg/L	BlnkCorr Signal	Peak Area	Peak Height	Bkgnd Area	Bkgnd Height	Time	Peak Store
1			0.0899	0.0895	0.1327	0.1106	0.1389	04:13:01	Yes

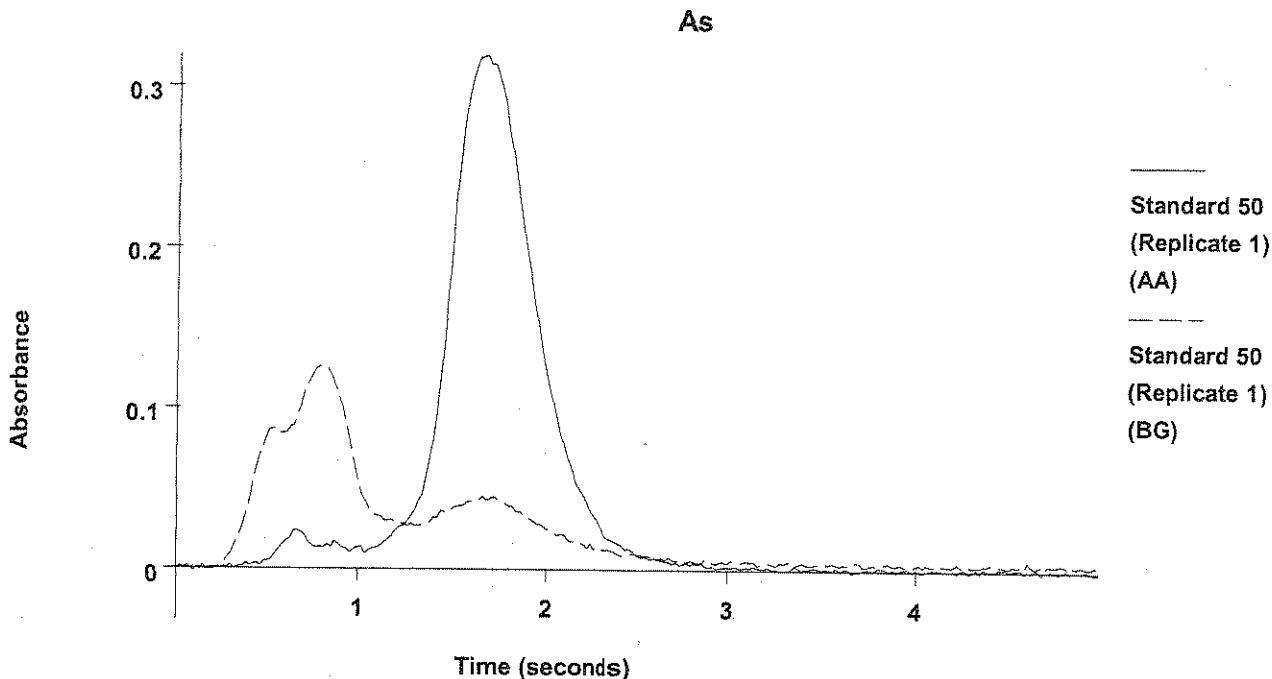
As



2 0.0883 0.0879 0.1315 0.1097 0.1357 04:15:53 Yes
 Mean: 0.0891
 SD : 0.0011
 %RSD: 1.26
 [As] Standard number 3 applied. [25.0]
 Correlation Coefficient: 0.99958 Slope: 0.00354
 Intercept : 0.00119

=====
 Element: As Seq. No.: 180 AS Loc.: 129 Date: 07/15/2006
 Sample ID: Standard 50
 µL dispensed: 10 from 148, 5 from 147, 15 from 129
 =====

Repl #	SampleConc µg/L	StdConc µg/L	BlnkCorr Signal	Peak Area	Peak Height	Bkgnd Area	Bkgnd Height	Time	Peak Stored
1			0.1860	0.1856	0.3196	0.1109	0.1260	04:19:11	Yes

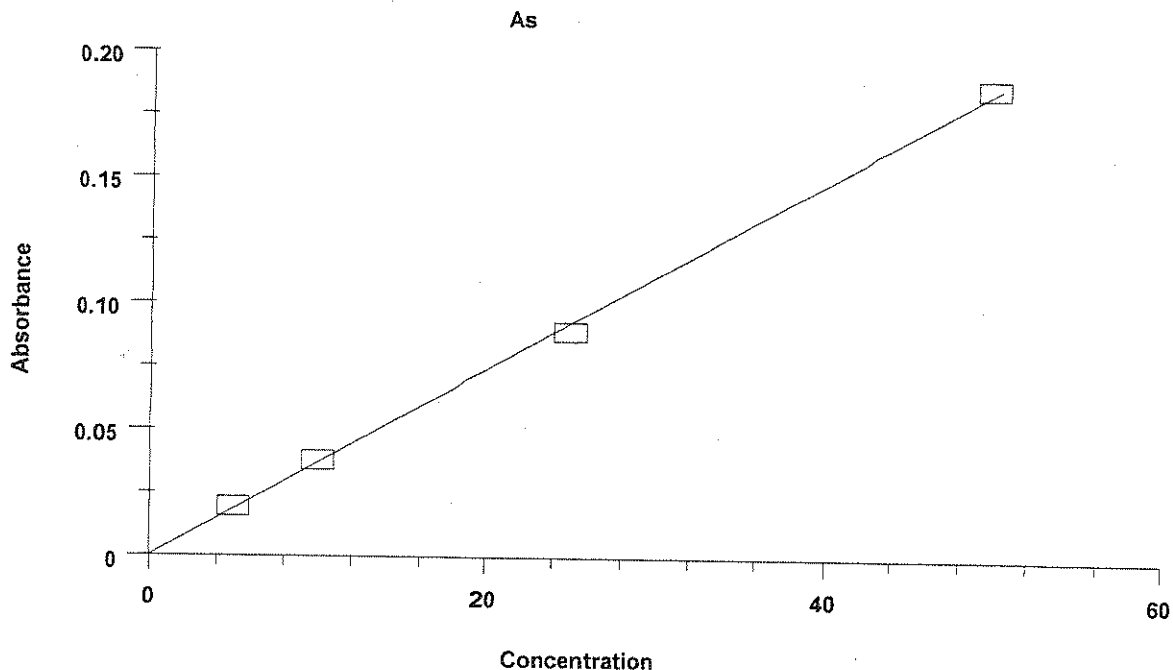


2 0.1873 0.1869 0.3342 0.1059 0.1245 04:22:01 Yes
 Mean: 0.1867
 SD : 0.0009
 %RSD: 0.48
 [As] Standard number 4 applied. [50.0]
 Correlation Coefficient: 0.99965 Slope: 0.00371
 Intercept : -0.00010

Calibration data for As

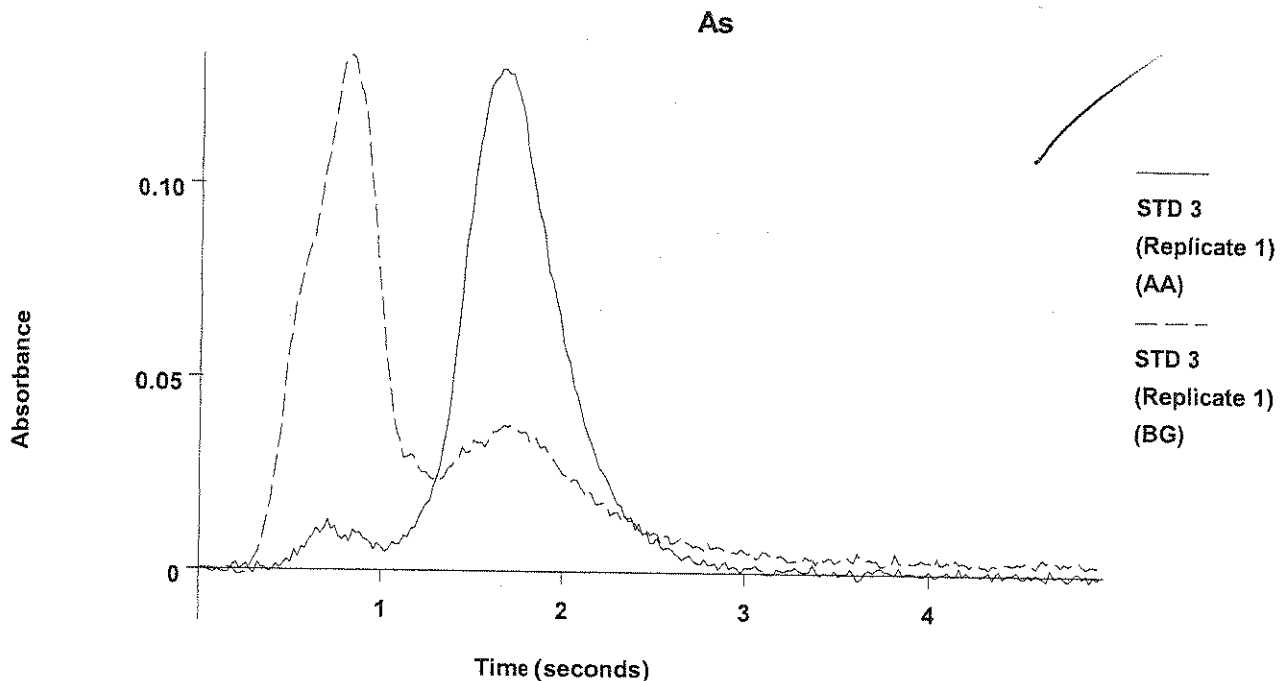
Standard ID	Mean Signal (Pk Area)	Entered Concentration (µg/L)	Calculated Concentration (µg/L)	Standard Deviation	%RSD
Standard 0	-0.0004	-	----	----	----
Standard 5	0.0194	5.0	5.3	0.00	1.07
Standard 10	0.0379	10.0	10.2	0.00	3.07
Standard 25	0.0891	25.0	24.1	0.00	1.26
Standard 50	0.1867	50.0	50.4	0.00	0.48
Correlation Coefficient:		0.99965	Slope:	0.00371	Intercept: -0.0001

Cal 2006



=====
 Element: As Seq. No.: 181 AS Loc.: 126 Date: 07/15/2006
 Sample ID: STD 3
 µL dispensed: 10 from 148, 5 from 147, 15 from 126
 =====

Repl #	Sample Conc µg/L	Std Conc µg/L	Blk Corr Signal	Peak Area	Peak Height	Bkgnd Area	Bkgnd Height	Time	Peak Stored
1	24.1	24.1	0.0891	0.0887	0.1296	0.1082	0.1330	04:24:58	Yes



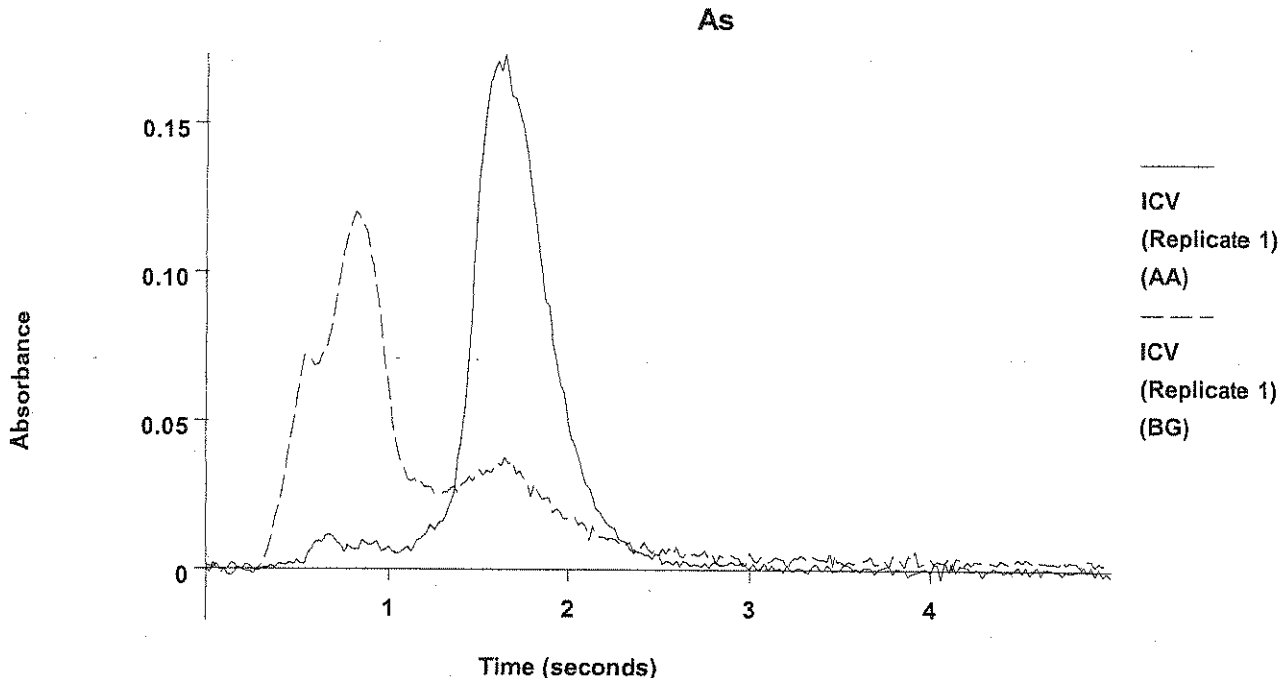
2	24.2	24.2	0.0897	0.0893	0.1330	0.1092	0.1333	04:27:50	Yes
---	------	------	--------	--------	--------	--------	--------	----------	-----

Mean: 24.1 24.1 0.0894
 SD : 0.11 0.11 0.0004
 %RSD: 0.47 0.47 0.47

QC value within specified limits.

=====
 Element: As Seq. No.: 182 AS Loc.: 134 Date: 07/15/2006
 Sample ID: ICV
 µL dispensed: 10 from 148, 5 from 147, 15 from 134

Repl #	SampleConc µg/L	StndConc µg/L	BlnkCorr Signal	Peak Area	Peak Height	Bkgnd Area	Bkgnd Height	Time	Peak Stored
1	24.4	24.4	0.0905	0.0901	0.1733	0.0934	0.1202	04:30:41	Yes

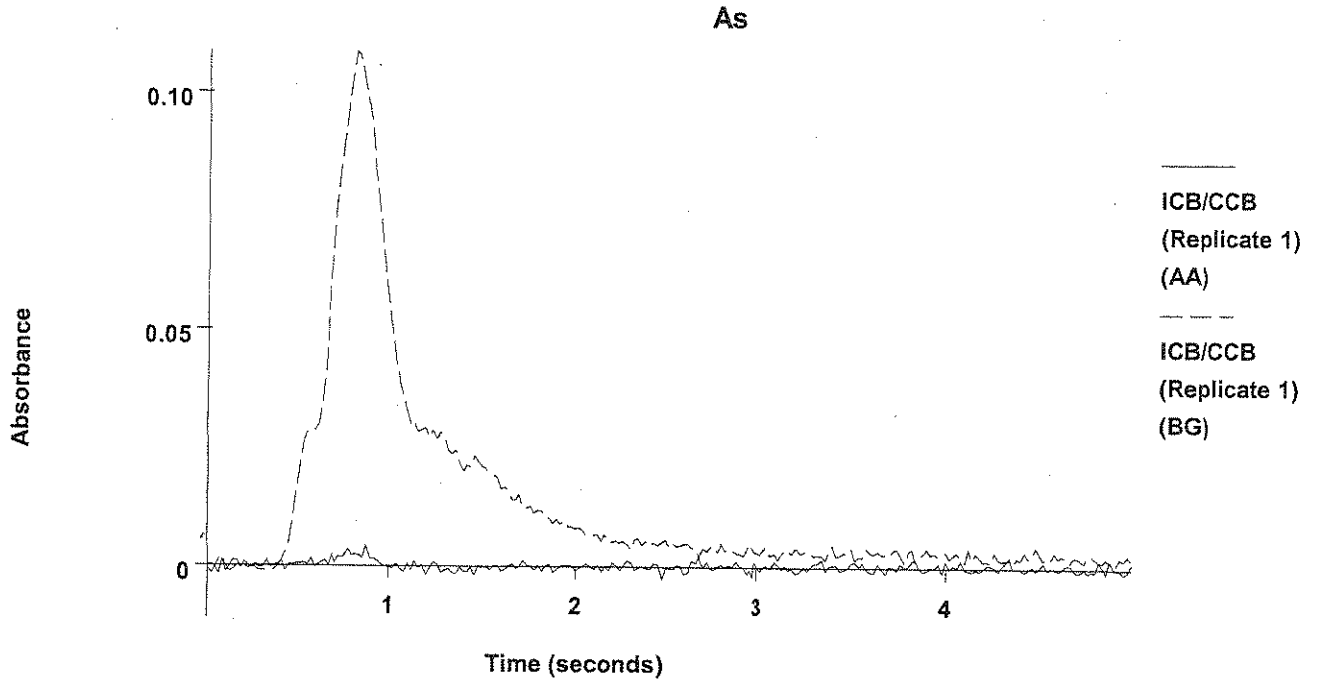


2	24.2	24.2	0.0895	0.0891	0.1590	0.0973	0.1209	04:33:32	Yes
Mean:	24.3	24.3	0.0900						
SD :	0.18	0.18	0.0007						
%RSD:	0.76	0.76	0.76						

QC value within specified limits.

=====
 Element: As Seq. No.: 183 AS Loc.: 148 Date: 07/15/2006
 Sample ID: ICB/CCB
 µL dispensed: 10 from 148, 5 from 147, 15 from 148

Repl #	SampleConc µg/L	StndConc µg/L	BlnkCorr Signal	Peak Area	Peak Height	Bkgnd Area	Bkgnd Height	Time	Peak Stored
1	0.3	0.3	0.0011	0.0007	0.0043	0.0654	0.1085	04:36:21	Yes



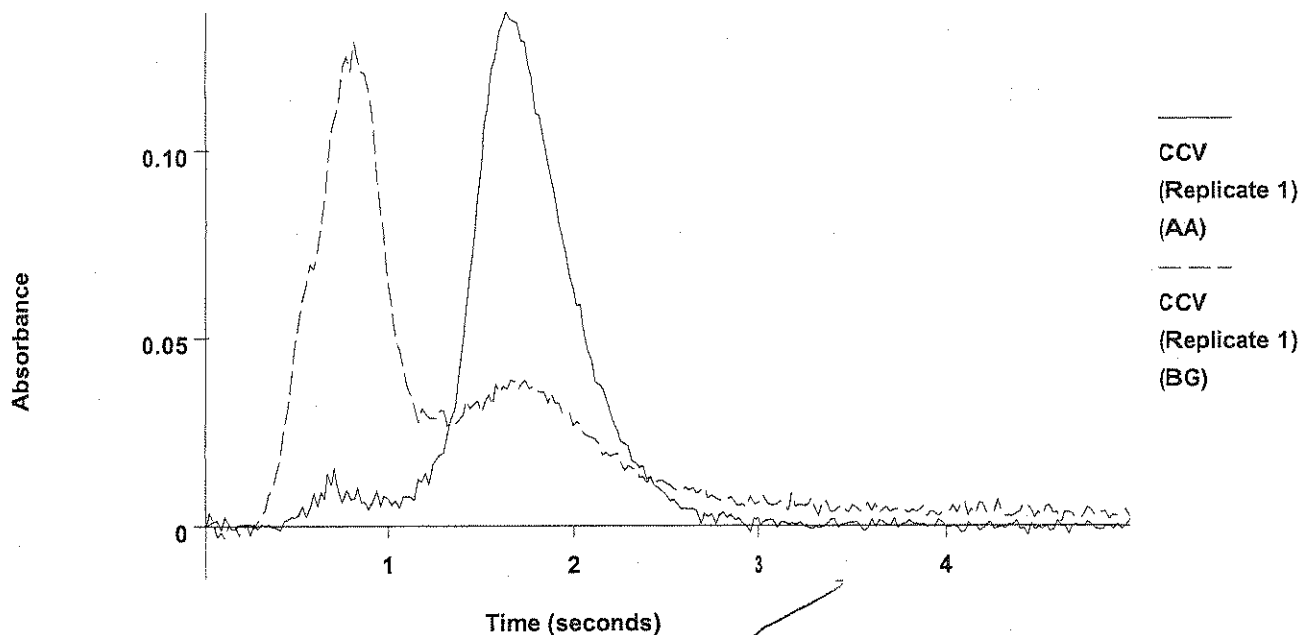
2	0.0	0.0	0.0001	-0.0004	0.0037	0.0711	0.1084	04:39:10	Yes
Mean:	0.2	0.2	0.0006						
SD :	0.20	0.20	0.0007						
%RSD:	110	110	128.95						

QC value within specified limits. ✓

=====
 Element: As Seq. No.: 184 AS Loc.: 5 Date: 07/15/2006
 Sample ID: BG61206-blk1
 µL dispensed: 10 from 148, 5 from 147, 15 from 5
 =====

Repl #	SampleConc µg/L	StndConc µg/L	BlkCorr Signal	Peak Area	Peak Height	Bkgnd Area	Bkgnd Height	Time	Peak Stored
1	0.3	0.3	0.0011	0.0007	0.0042	0.1001	0.1177	04:41:59	Yes

As

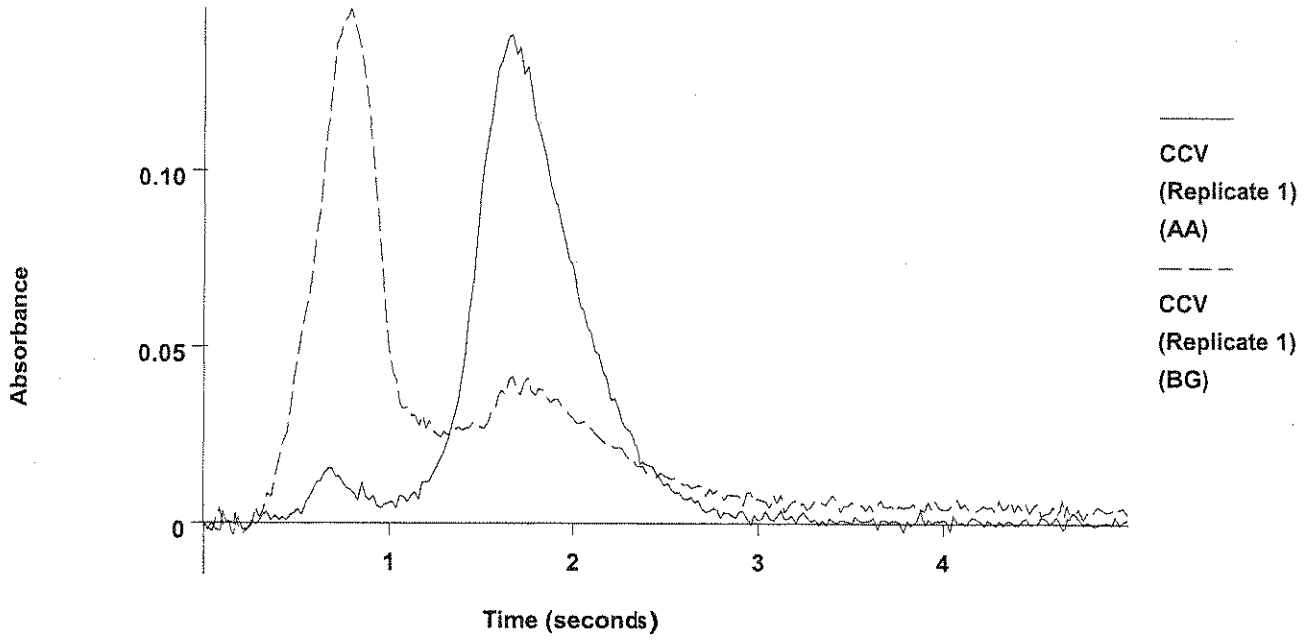


2 3.2 3.2 0.0119 0.0115 0.0275 0.1115 0.2216 05:47:41 Yes
 Mean: 13.6 13.6 0.0504
 SD : 14.7 14.7 0.0544
 %RSD: 108 108 107.92
 QC failed, value less than lower limit for As.

=====
 Element: As Seq. No.: 196 AS Loc.: 126 Date: 07/15/2006
 Sample ID: CCV
 µL dispensed: 10 from 148, 5 from 147, 15 from 126
 =====

Repl #	SampleConc µg/L	StdConc µg/L	BlnkCorr Signal	Peak Area	Peak Height	Bkgnd Area	Bkgnd Height	Time	Peak Stored
1	25.6	25.6	0.0947	0.0943	0.1385	0.1111	0.1460	05:50:33	Yes

As

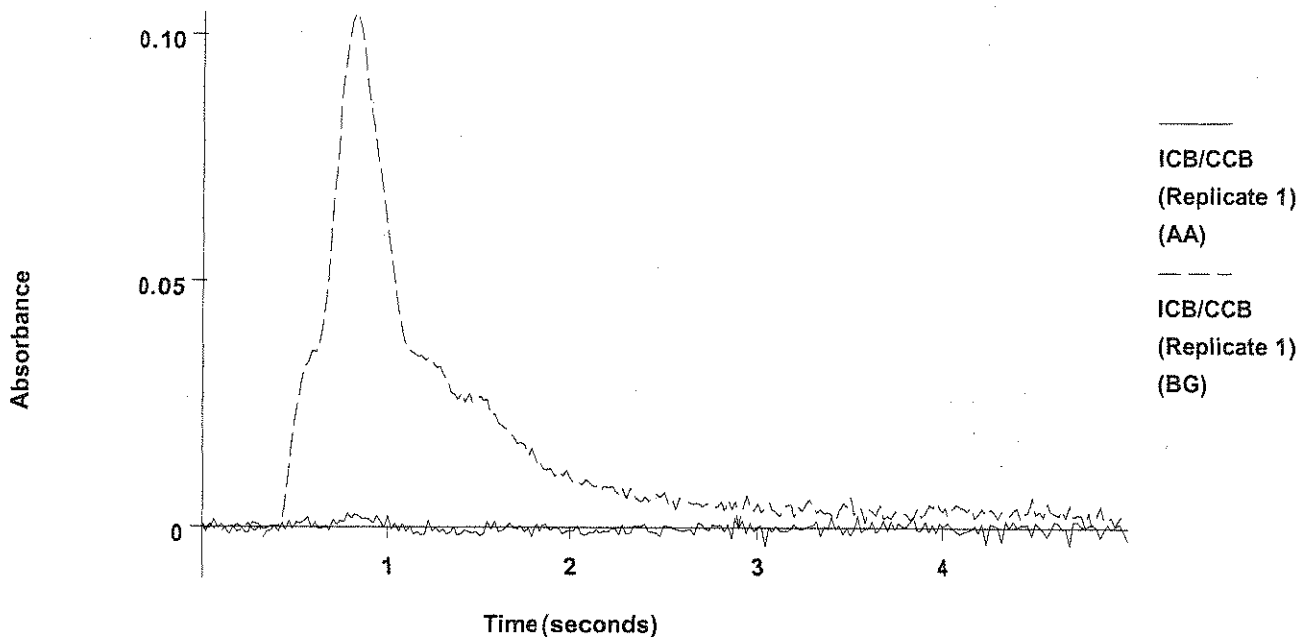


2 25.2 25.2 0.0933 0.0929 0.1316 0.1141 0.1328 05:53:25 Yes
 Mean: 25.4 25.4 0.0940
 SD : 0.27 0.27 0.0010
 %RSD: 1.05 1.05 1.05
 QC value within specified limits.

=====
 Element: As Seq. No.: 197 AS Loc.: 148 Date: 07/15/2006
 Sample ID: ICB/CCB
 µL dispensed: 10 from 148, 5 from 147, 15 from 148
 =====

Repl #	SampleConc µg/L	StndConc µg/L	Blncorr Signal	Peak Area	Peak Height	Bkgnd Area	Bkgnd Height	Time	Peak Stored
1	0.1	0.1	0.0003	-0.0001	0.0028	0.0724	0.1043	05:56:16	Yes

As



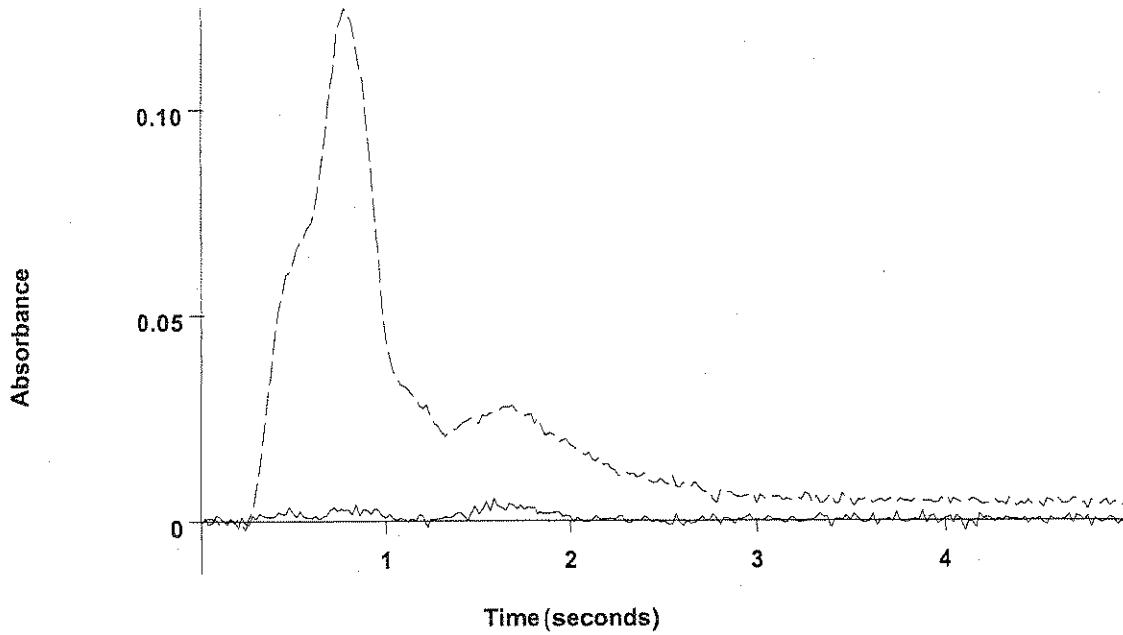
2	0.3	0.3	0.0009	0.0005	0.0048	0.0676	0.1028	05:59:05	Yes
Mean:	0.2	0.2	0.0006						
SD :	0.12	0.12	0.0004						
%RSD:	66.3	66.3	77.24						

QC value within specified limits.

=====
 Element: As Seq. No.: 198 AS Loc.: 16 Date: 07/15/2006
 Sample ID: 0607120-06
 µL dispensed: 10 from 148, 5 from 147, 15 from 16
 =====

Repl #	SampleConc µg/L	StdConc µg/L	Blncorr Signal	Peak Area	Peak Height	Bkgnd Area	Bkgnd Height	Time	Peak Stored
1	4.6	4.6	0.0170	0.0166	0.0240	0.1588	0.1695	06:01:55	Yes

As



 BG61308-sd1 x5
 (Replicate 1)
 (AA)

 BG61308-sd1 x5
 (Replicate 1)
 (BG)

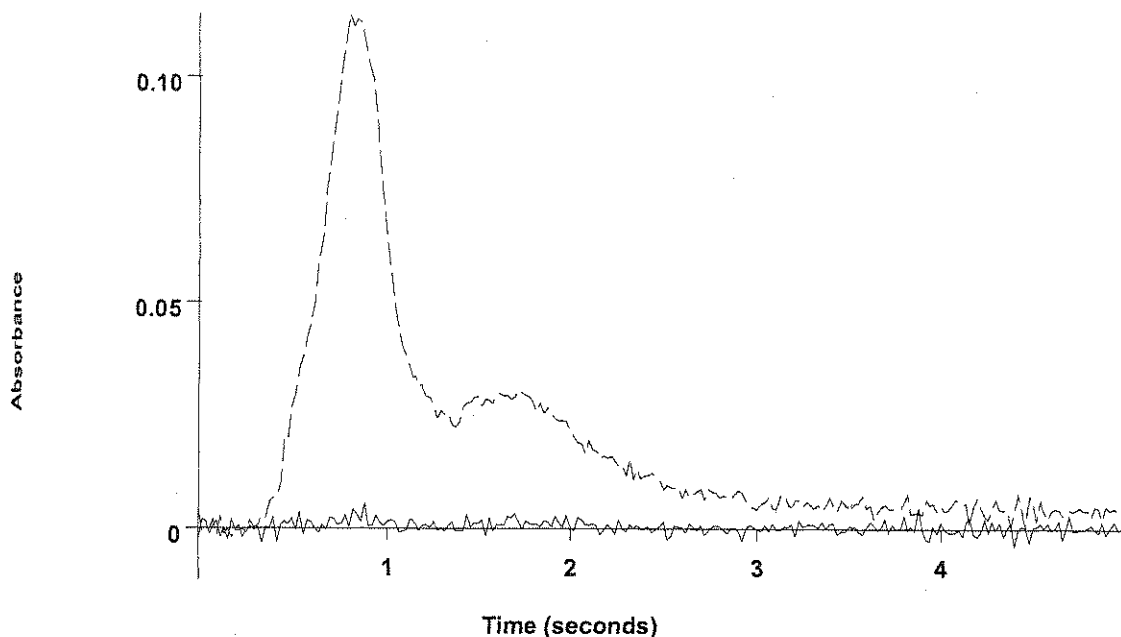
2	0.6	0.6	0.0021	0.0017	0.0043	0.0988	0.1222	06:44:44	Yes
Mean:	0.9	0.9	0.0031						
SD :	0.38	0.38	0.0014						
%RSD:	44.2	44.2	45.53						

Handwritten signature or initials

=====
 Element: As Seq. No.: 206 AS Loc.: 23 Date: 07/15/2006
 Sample ID: BG61320-blk1
 µL dispensed: 10 from 148, 5 from 147, 15 from 23
 =====

Repl #	SampleConc µg/L	StndConc µg/L	BlnkCorr Signal	Peak Area	Peak Height	Bkgnd Area	Bkgnd Height	Time	Peak Stored
1	0.7	0.7	0.0026	0.0022	0.0056	0.0917	0.1139	06:47:34	Yes

As



 BG61320-blk1
 (Replicate 1)
 (AA)

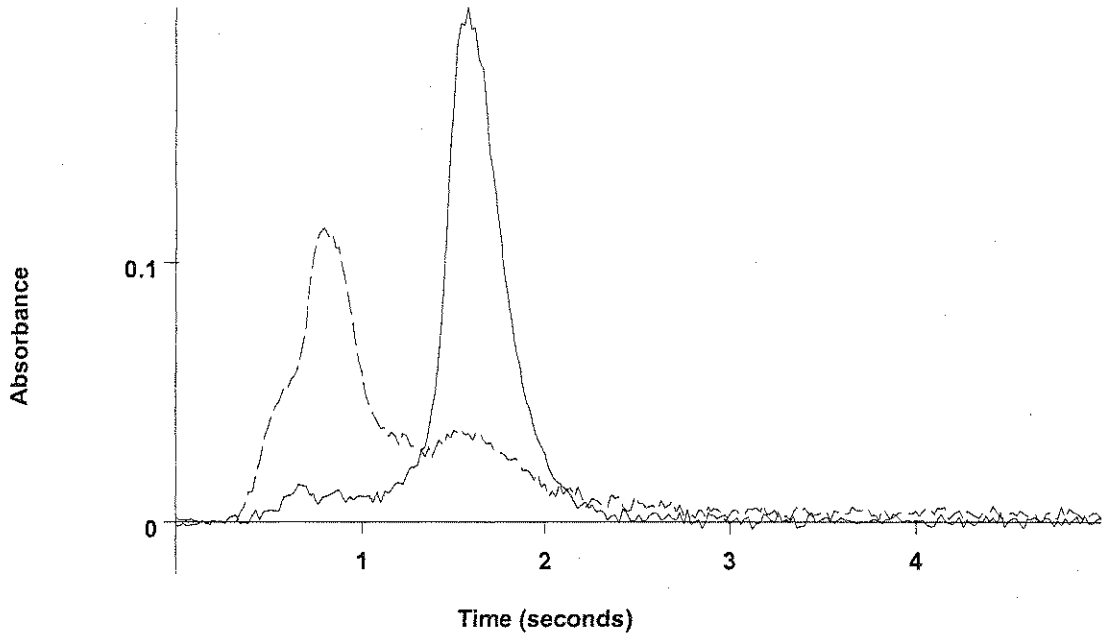
 BG61320-blk1
 (Replicate 1)
 (BG)

2.	1.2	1.2	0.0044	0.0040	0.0058	0.1046	0.1180	06:50:24	Yes
Mean:	1.0	1.0	0.0035						
SD :	0.33	0.33	0.0012						
%RSD:	34.4	34.4	35.31						

=====
 Element: As Seq. No.: 207 AS Loc.: 24 Date: 07/15/2006
 Sample ID: BG61320-bs1 x20
 µL dispensed: 10 from 148, 5 from 147, 15 from 24

Repl #	SampleConc µg/L	StndConc µg/L	BlnkCorr Signal	Peak Area	Peak Height	Bkgnd Area	Bkgnd Height	Time	Peak Stored
1	23.4	23.4	0.0867	0.0863	0.1983	0.0871	0.1134	06:53:15	Yes

As



 BG61320-bs1 x20
 (Replicate 1)
 (AA)

 BG61320-bs1 x20
 (Replicate 1)
 (BG)

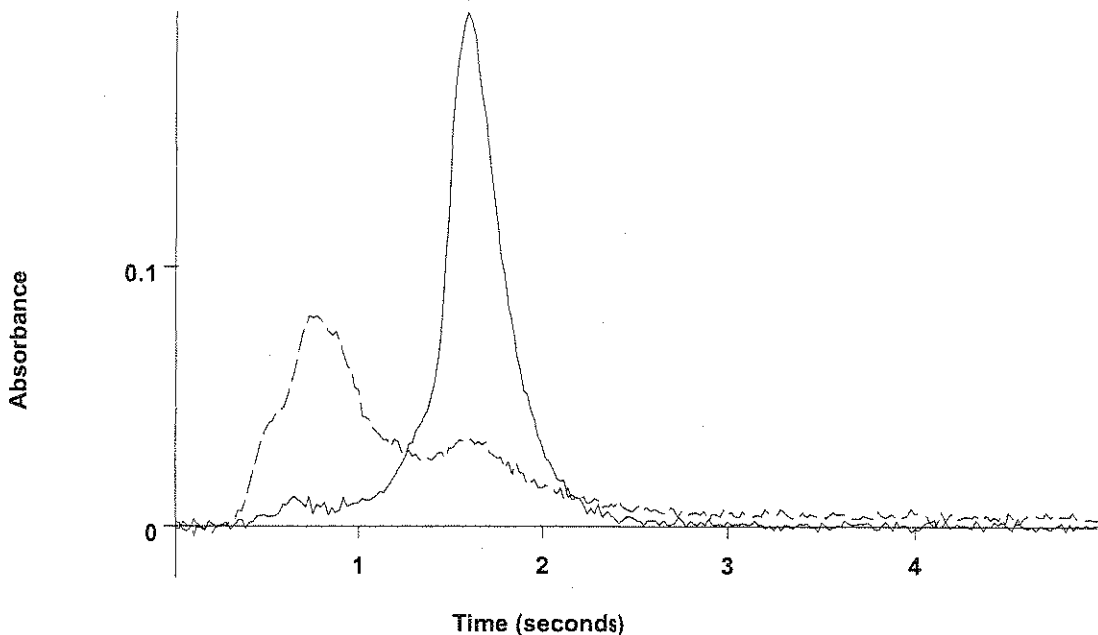
2	23.4	23.4	0.0865	0.0861	0.1893	0.0907	0.1105	06:56:04	Yes
Mean:	23.4	23.4	0.0866						
SD :	0.04	0.04	0.0001						
%RSD:	0.17	0.17	0.17						

aus

=====
 Element: As Seq. No.: 208 AS Loc.: 25 Date: 07/15/2006
 Sample ID: BG61320-bsd1 x20
 µL dispensed: 10 from 148, 5 from 147, 15 from 25
 =====

Repl #	SampleConc µg/L	StndConc µg/L	BlkCorr Signal	Peak Area	Peak Height	Bkgnd Area	Bkgnd Height	Time	Peak Stored
1	23.6	23.6	0.0874	0.0870	0.1979	0.0789	0.0810	06:58:53	Yes

As



 BG61320-bsd1 x20
 (Replicate 1)
 (AA)

 BG61320-bsd1 x20
 (Replicate 1)
 (BG)

2	23.3	23.3	0.0864	0.0860	0.1794	0.0864	0.1080	07:01:43	Yes
Mean:	23.5	23.5	0.0869						
SD :	0.20	0.20	0.0007						
%RSD:	0.85	0.85	0.85						

945

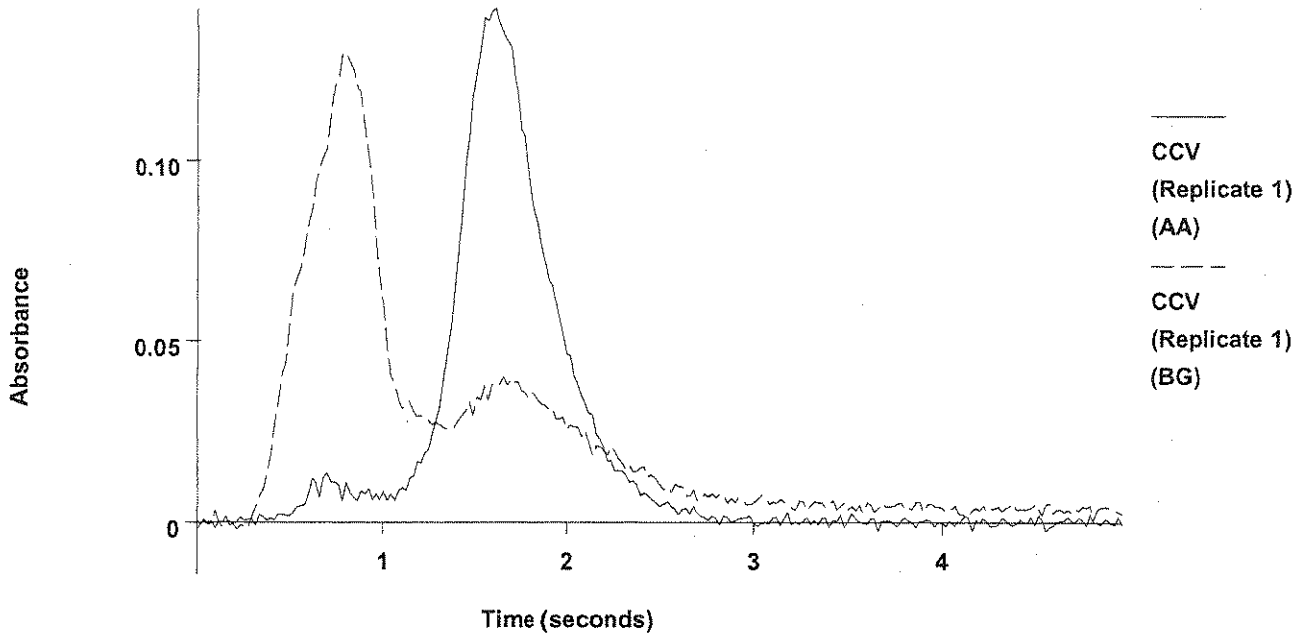
=====
 Element: As Seq. No.: 209 AS Loc.: 126 Date: 07/15/2006

Sample ID: CCV

µL dispensed: 10 from 148, 5 from 147, 15 from 126

Repl #	SampleConc µg/L	StdConc µg/L	BlkCorr Signal	Peak Area	Peak Height	Bkgnd Area	Bkgnd Height	Time	Peak Stored
1	23.7	23.7	0.0878	0.0874	0.1422	0.1082	0.1298	07:04:35	Yes

As

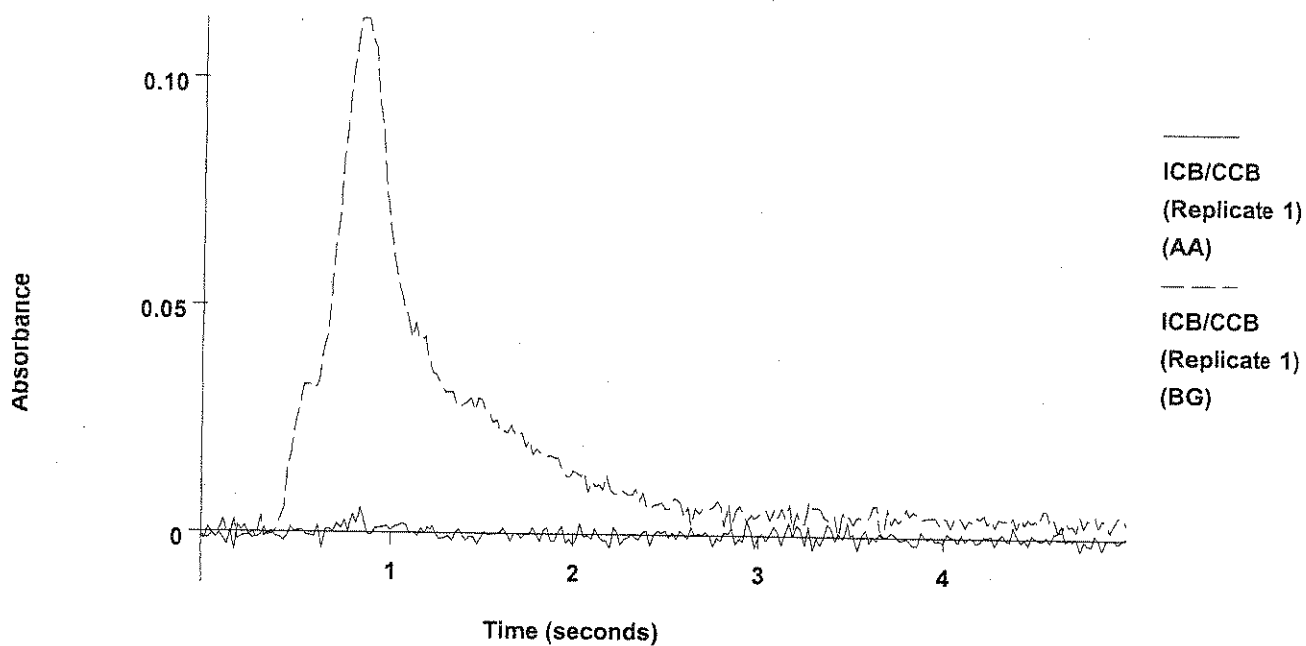


2 23.5 23.5 0.0872 0.0868 0.1434 0.1038 0.1229 07:07:28 Yes
 Mean: 23.6 23.6 0.0875
 SD : 0.11 0.11 0.0004
 %RSD: 0.48 0.48 0.48
 QC value within specified limits. ✓

=====
 Element: As Seq. No.: 210 AS Loc.: 148 Date: 07/15/2006
 Sample ID: ICB/CCB
 µL dispensed: 10 from 148, 5 from 147, 15 from 148

Repl #	SampleConc µg/L	StndConc µg/L	BlnkCorr Signal	Peak Area	Peak Height	Bkgnd Area	Bkgnd Height	Time	Peak Stored
1	0.1	0.1	0.0003	-0.0001	0.0055	0.0808	0.1130	07:10:18	Yes

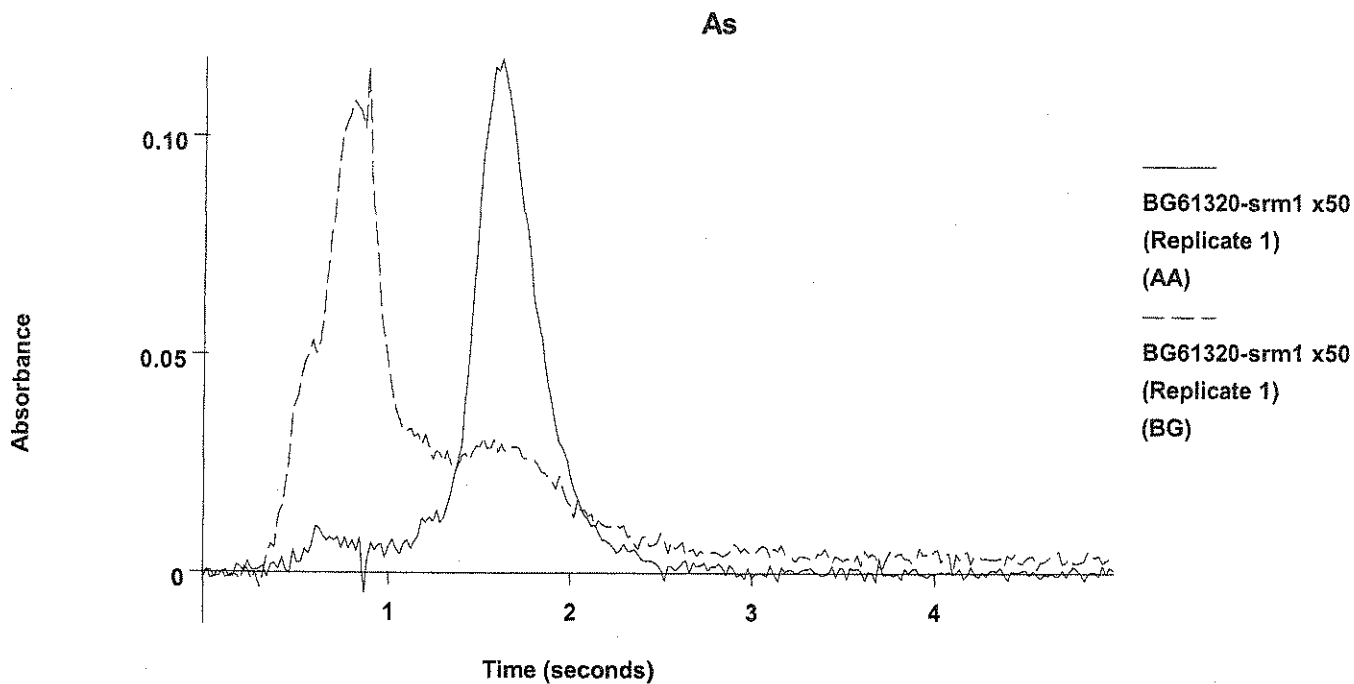
As



2 0.4 0.4 0.0013 0.0009 0.0050 0.0783 0.1109 07:13:08 Yes
 Mean: 0.2 0.2 0.0008
 SD : 0.20 0.20 0.0007
 %RSD: 80.5 80.5 90.03
 QC value within specified limits. ✓

=====
 Element: As Seq. No.: 211 AS Loc.: 26 Date: 07/15/2006
 Sample ID: BG61320-srml x50
 µL dispensed: 10 from 148, 5 from 147, 15 from 26

Repl #	Sample Conc µg/L	Stnd Conc µg/L	Blnk Corr Signal	Peak Area	Peak Height	Bkgnd Area	Bkgnd Height	Time	Peak Stored
1	15.3	15.3	0.0567	0.0563	0.1178	0.0842	0.1157	07:15:57	Yes



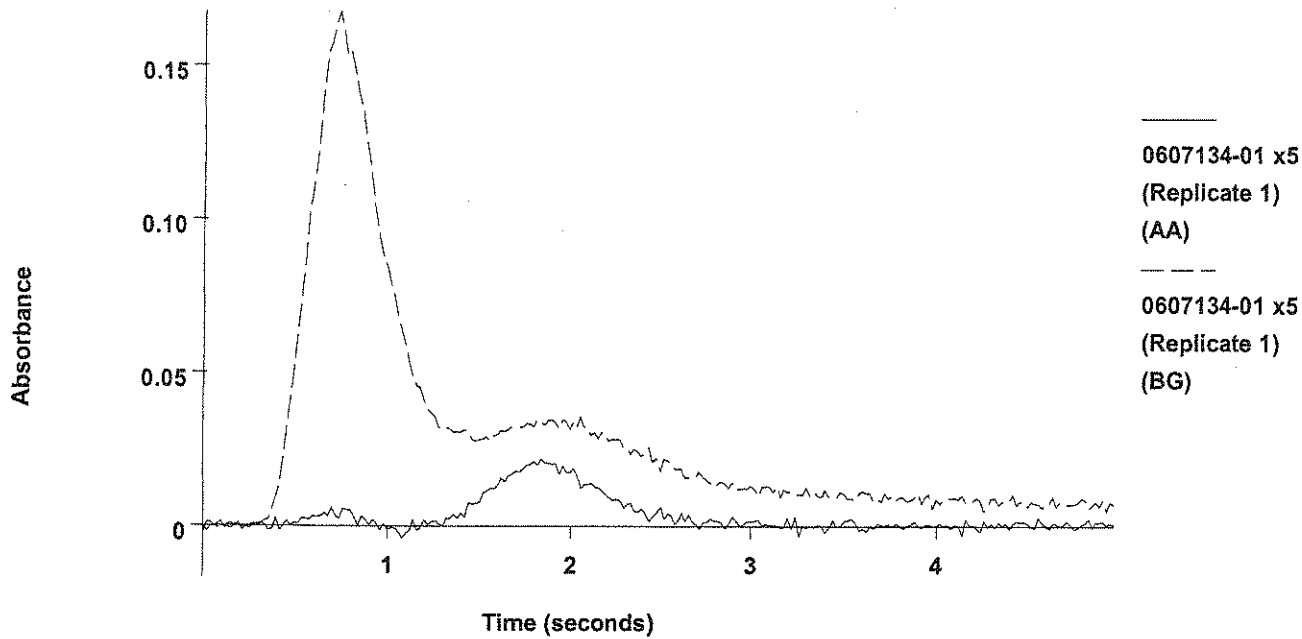
2	14.9	14.9	0.0551	0.0547	0.1147	0.0859	0.1128	07:18:46	Yes
Mean:	15.1	15.1	0.0559						
SD :	0.31	0.31	0.0011						
%RSD:	2.03	2.03	2.03						

75.5

=====
 Element: As Seq. No.: 212 AS Loc.: 27 Date: 07/15/2006
 Sample ID: 0607134-01 x5
 µL dispensed: 10 from 148, 5 from 147, 15 from 27
 =====

Repl #	SampleConc µg/L	StndConc µg/L	BlnkCorr Signal	Peak Area	Peak Height	Bkgnd Area	Bkgnd Height	Time	Peak Stored
1	4.8	4.8	0.0176	0.0172	0.0219	0.1425	0.1677	07:21:35	Yes

As



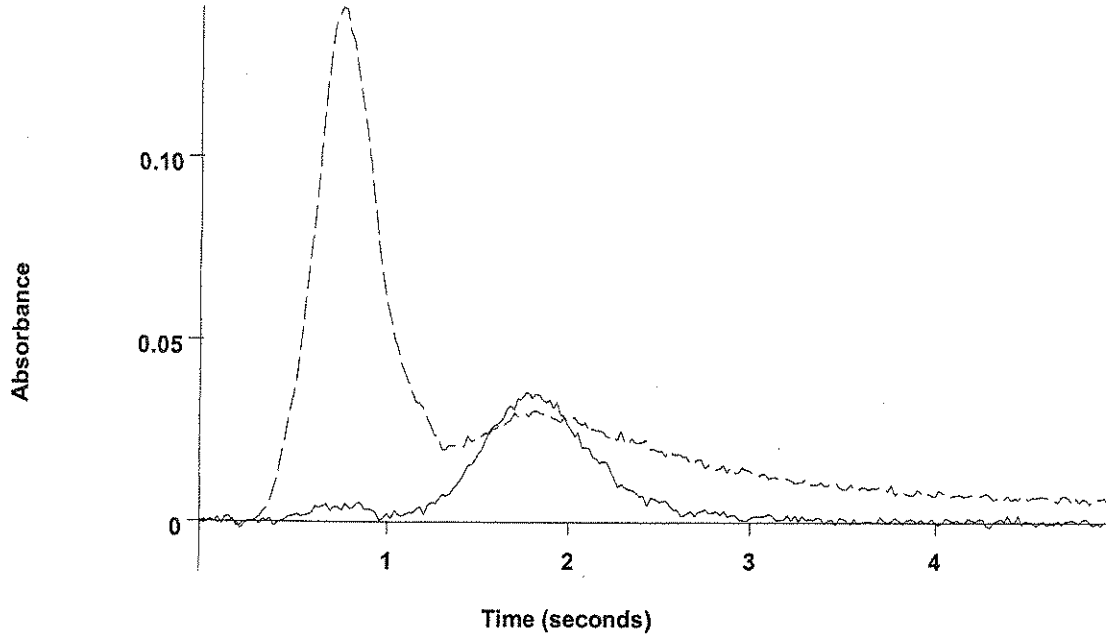
2	4.7	4.7	0.0172	0.0168	0.0210	0.1312	0.1385	07:24:24	Yes
Mean:	4.7	4.7	0.0174						
SD :	0.08	0.08	0.0003						
%RSD:	1.70	1.70	1.71						

Handwritten signature

=====
 Element: As Seq. No.: 213 AS Loc.: 28 Date: 07/15/2006
 Sample ID: 0607134-02 x5
 µL dispensed: 10 from 148, 5 from 147, 15 from 28
 =====

Repl #	SampleConc µg/L	StndConc µg/L	BlkCorr Signal	Peak Area	Peak Height	Bkgnd Area	Bkgnd Height	Time	Peak Stored
1	8.2	8.2	0.0303	0.0299	0.0356	0.1185	0.1409	07:27:14	Yes

As



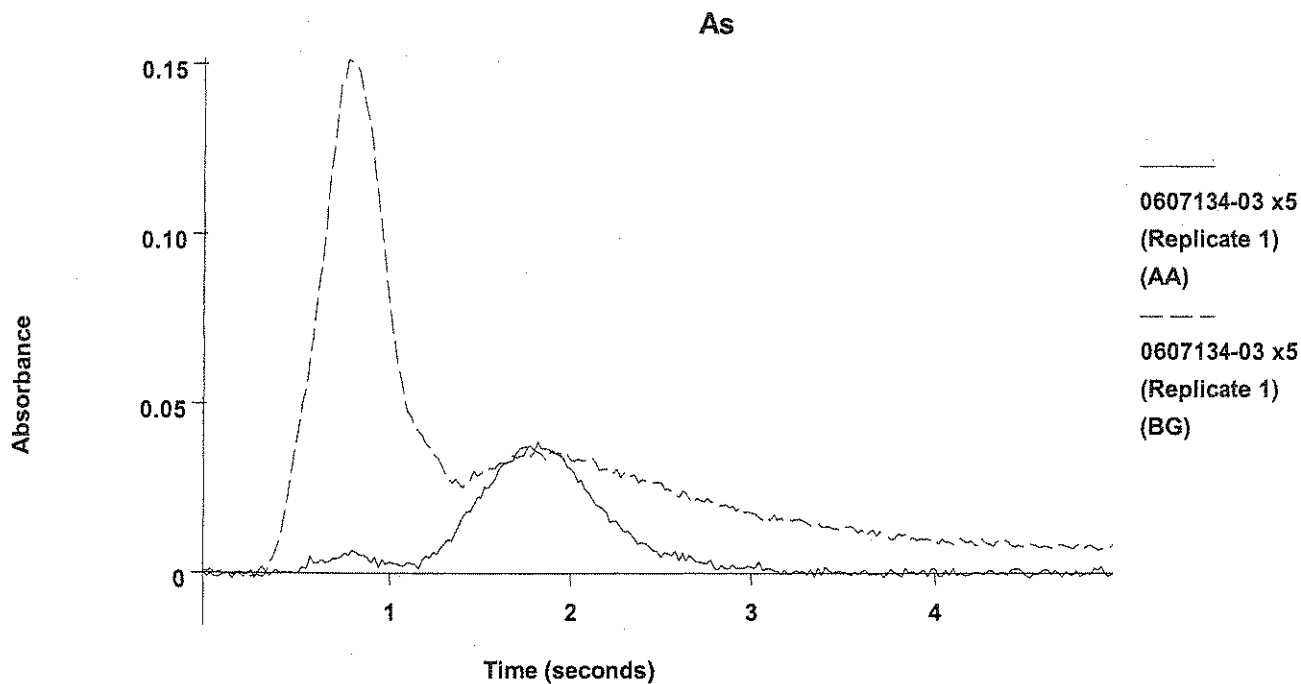
0607134-02 x5
(Replicate 1)
(AA)

0607134-02 x5
(Replicate 1)
(BG)

2	8.0	8.0	0.0297	0.0293	0.0390	0.1191	0.1373	07:30:04	Yes
Mean:	8.1	8.1	0.0300						
SD :	0.11	0.11	0.0004						
%RSD:	1.40	1.40	1.41						

=====
 Element: As Seq. No.: 214 AS Loc.: 29 Date: 07/15/2006
 Sample ID: 0607134-03 x5
 µL dispensed: 10 from 148, 5 from 147, 15 from 29
 =====

Repl #	SampleConc µg/L	StndConc µg/L	BlnkCorr Signal	Peak Area	Peak Height	Bkgnd Area	Bkgnd Height	Time	Peak Stored
1	9.1	9.1	0.0336	0.0332	0.0387	0.1404	0.1515	07:32:53	Yes

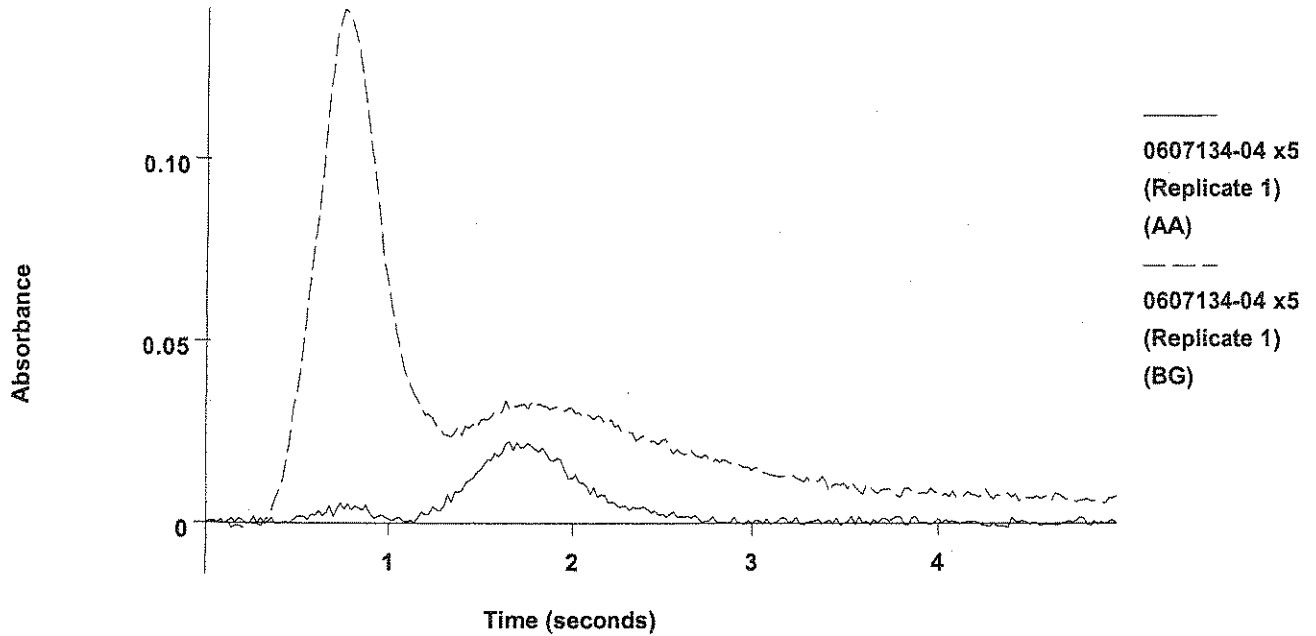


2	9.4	9.4	0.0347	0.0342	0.0388	0.1389	0.1540	07:35:43	Yes
Mean:	9.2	9.2	0.0341						
SD :	0.20	0.20	0.0007						
%RSD:	2.15	2.15	2.16						

=====
 Element: As Seq. No.: 215 AS Loc.: 30 Date: 07/15/2006
 Sample ID: 0607134-04 x5
 µL dispensed: 10 from 148, 5 from 147, 15 from 30
 =====

Repl #	SampleConc µg/L	StndConc µg/L	BlkCorr Signal	Peak Area	Peak Height	Bkgnd Area	Bkgnd Height	Time	Peak Stored
1	5.0	5.0	0.0186	0.0182	0.0225	0.1254	0.1413	07:38:32	Yes

As

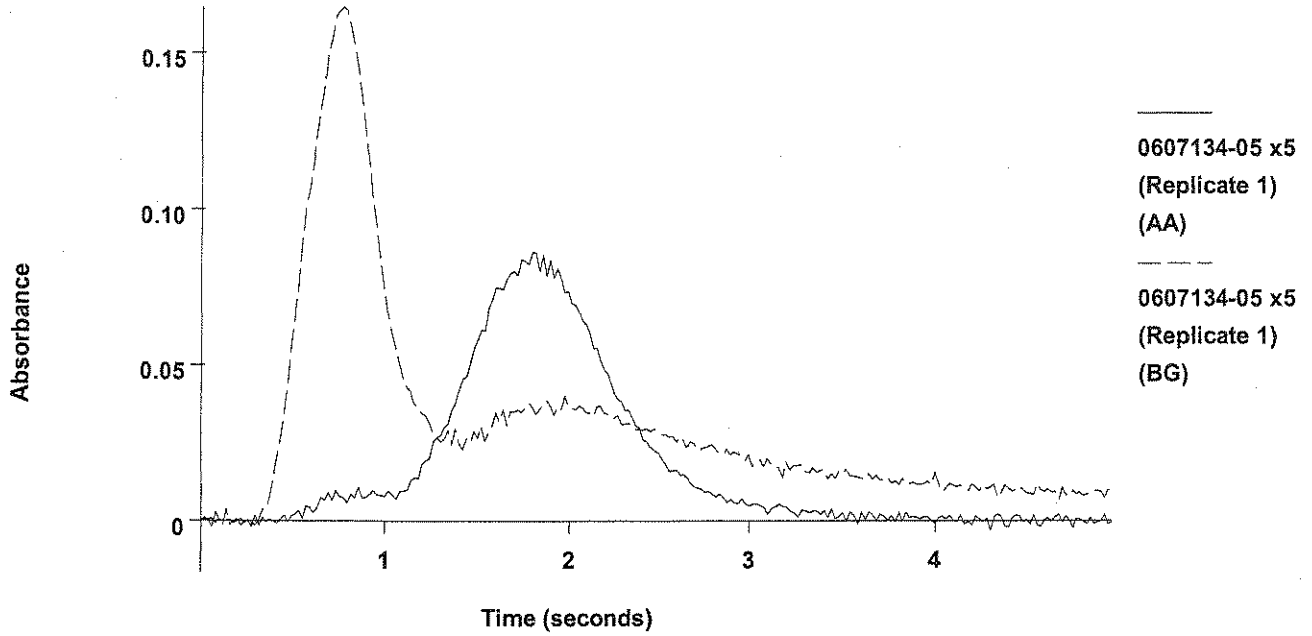


2	5.2	5.2	0.0191	0.0187	0.0219	0.1269	0.1395	07:41:21	Yes
Mean:	5.1	5.1	0.0188						
SD :	0.09	0.09	0.0003						
%RSD:	1.80	1.80	1.81						

=====
 Element: As Seq. No.: 216 AS Loc.: 31 Date: 07/15/2006
 Sample ID: 0607134-05 x5
 µL dispensed: 10 from 148, 5 from 147, 15 from 31
 =====

Repl #	SampleConc µg/L	StndConc µg/L	BlkCorr Signal	Peak Area	Peak Height	Bkgnd Area	Bkgnd Height	Time	Peak Stored
1	23.1	23.1	0.0855	0.0851	0.0863	0.1539	0.1647	07:44:10	Yes

As

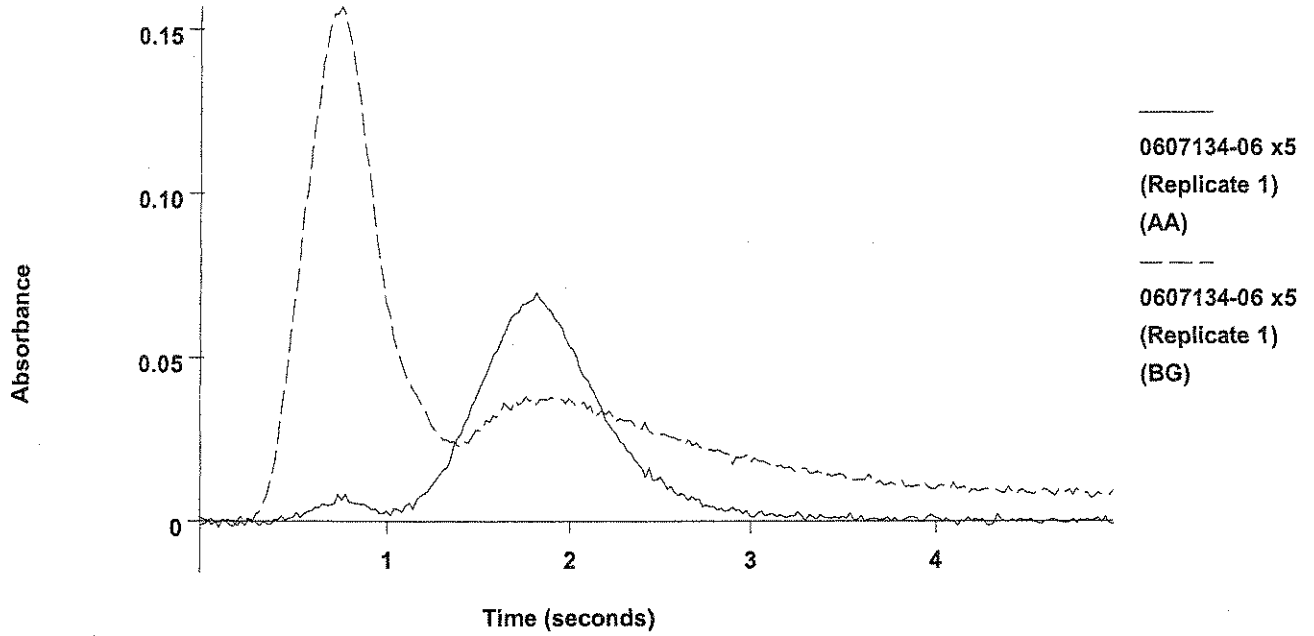


2	23.3	23.3	0.0864	0.0860	0.0870	0.1538	0.1588	07:46:59	Yes
Mean:	23.2	23.2	0.0859						
SD :	0.18	0.18	0.0007						
%RSD:	0.76	0.76	0.76						

=====
 Element: As Seq. No.: 217 AS Loc.: 32 Date: 07/15/2006
 Sample ID: 0607134-06 x5
 µL dispensed: 10 from 148, 5 from 147, 15 from 32
 =====

Repl #	SampleConc µg/L	StndConc µg/L	BlkCorr Signal	Peak Area	Peak Height	Bkgnd Area	Bkgnd Height	Time	Peak Stored
1	15.9	15.9	0.0588	0.0584	0.0698	0.1491	0.1570	07:49:49	Yes

As

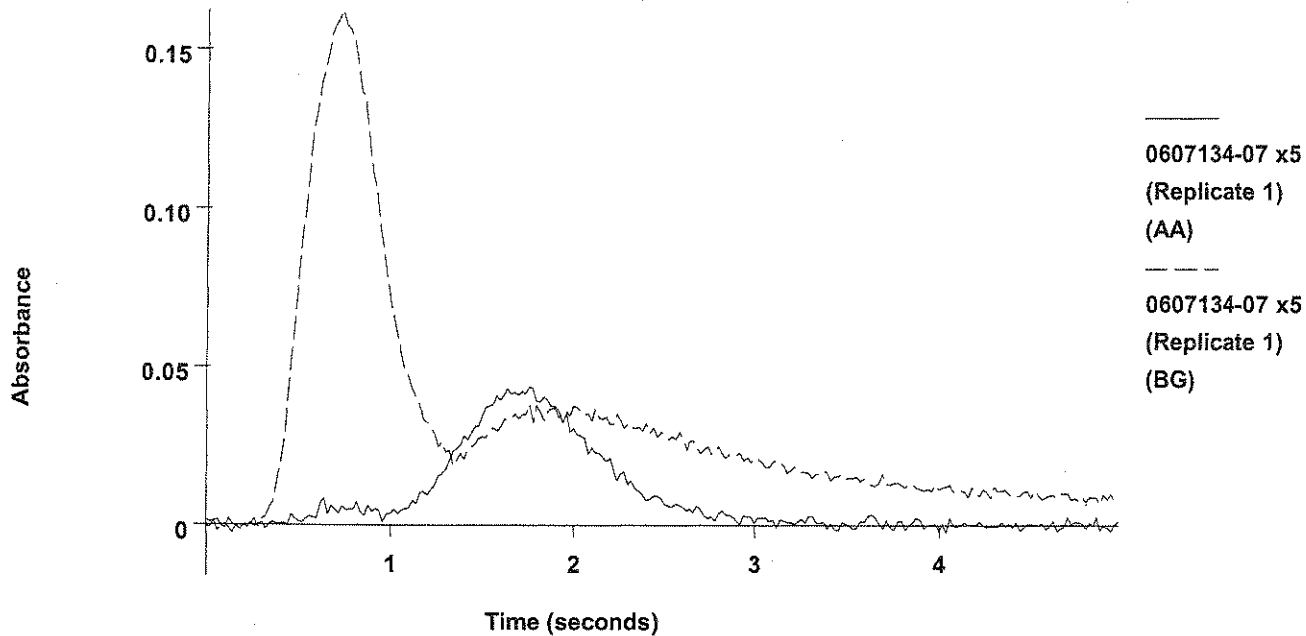


2	16.2	16.2	0.0598	0.0594	0.0625	0.1448	0.1560	07:52:39	Yes
Mean:	16.0	16.0	0.0593						
SD :	0.18	0.18	0.0007						
%RSD:	1.13	1.13	1.13						

=====
 Element: As Seq. No.: 218 AS Loc.: 33 Date: 07/15/2006
 Sample ID: 0607134-07 x5
 µL dispensed: 10 from 148, 5 from 147, 15 from 33
 =====

Repl #	SampleConc µg/L	StndConc µg/L	BlkCorr Signal	Peak Area	Peak Height	Bkgnd Area	Bkgnd Height	Time	Peak Stored
1	11.2	11.2	0.0415	0.0411	0.0438	0.1571	0.1622	07:55:29	Yes

As



0607134-07 x5
(Replicate 1)
(AA)

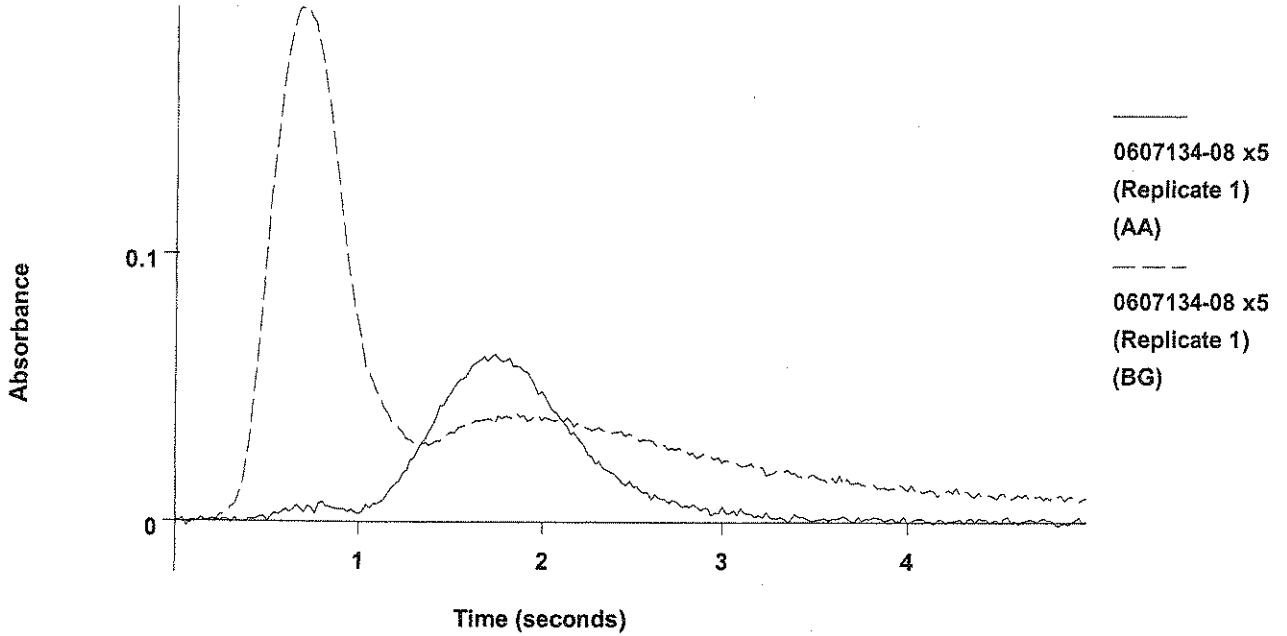
0607134-07 x5
(Replicate 1)
(BG)

2	10.9	10.9	0.0404	0.0400	0.0447	0.1519	0.1502	07:58:19	Yes
Mean:	11.1	11.1	0.0409						
SD :	0.22	0.22	0.0008						
%RSD:	1.97	1.97	1.97						

=====
 Element: As Seq. No.: 219 AS Loc.: 34 Date: 07/15/2006
 Sample ID: 0607134-08 x5
 µL dispensed: 10 from 148, 5 from 147, 15 from 34
 =====

Repl #	SampleConc µg/L	StndConc µg/L	BlnkCorr Signal	Peak Area	Peak Height	Bkgnd Area	Bkgnd Height	Time	Peak Stored
1	16.9	16.9	0.0624	0.0620	0.0628	0.1808	0.1918	08:01:09	Yes

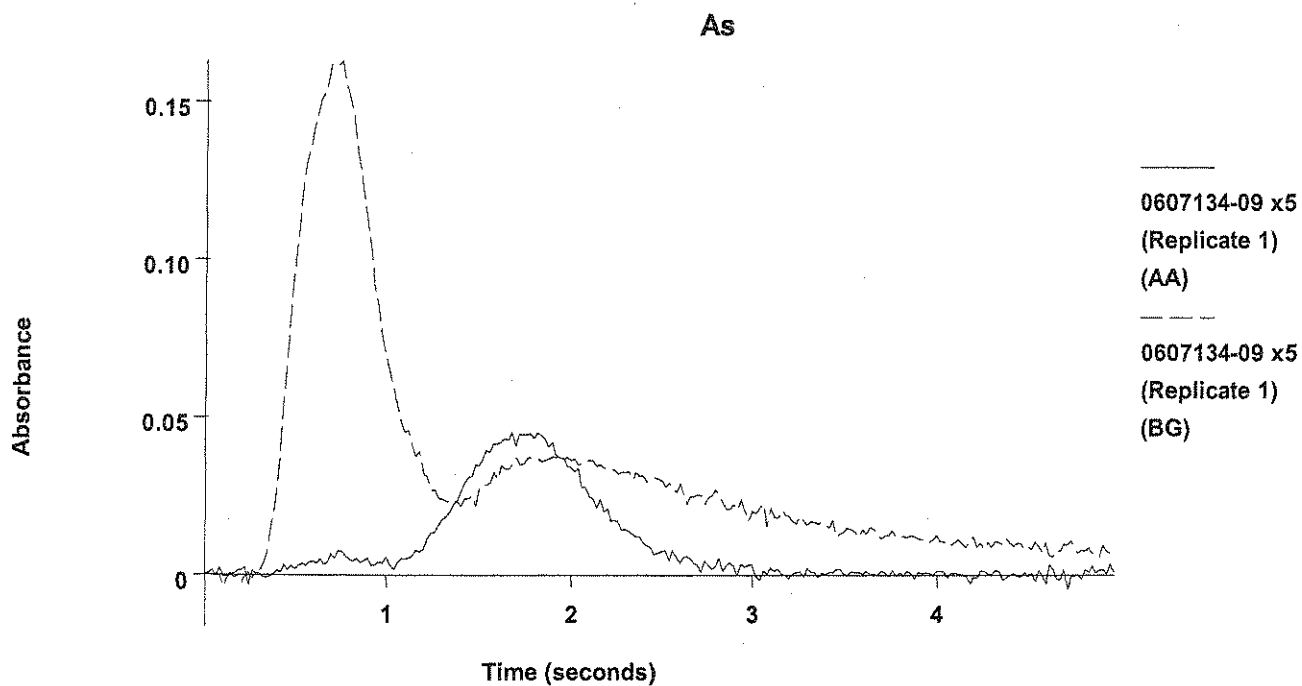
As



2	16.7	16.7	0.0618	0.0614	0.0616	0.1857	0.1906	08:04:00	Yes
Mean:	16.8	16.8	0.0621						
SD :	0.11	0.11	0.0004						
%RSD:	0.67	0.67	0.68						

=====
 Element: As Seq. No.: 220 AS Loc.: 35 Date: 07/15/2006
 Sample ID: 0607134-09 x5
 µL dispensed: 10 from 148, 5 from 147, 15 from 35
 =====

Repl #	SampleConc µg/L	StndConc µg/L	BlkCorr Signal	Peak Area	Peak Height	Bkgnd Area	Bkgnd Height	Time	Peak Stored
1	11.7	11.7	0.0434	0.0430	0.0452	0.1607	0.1630	08:06:50	Yes

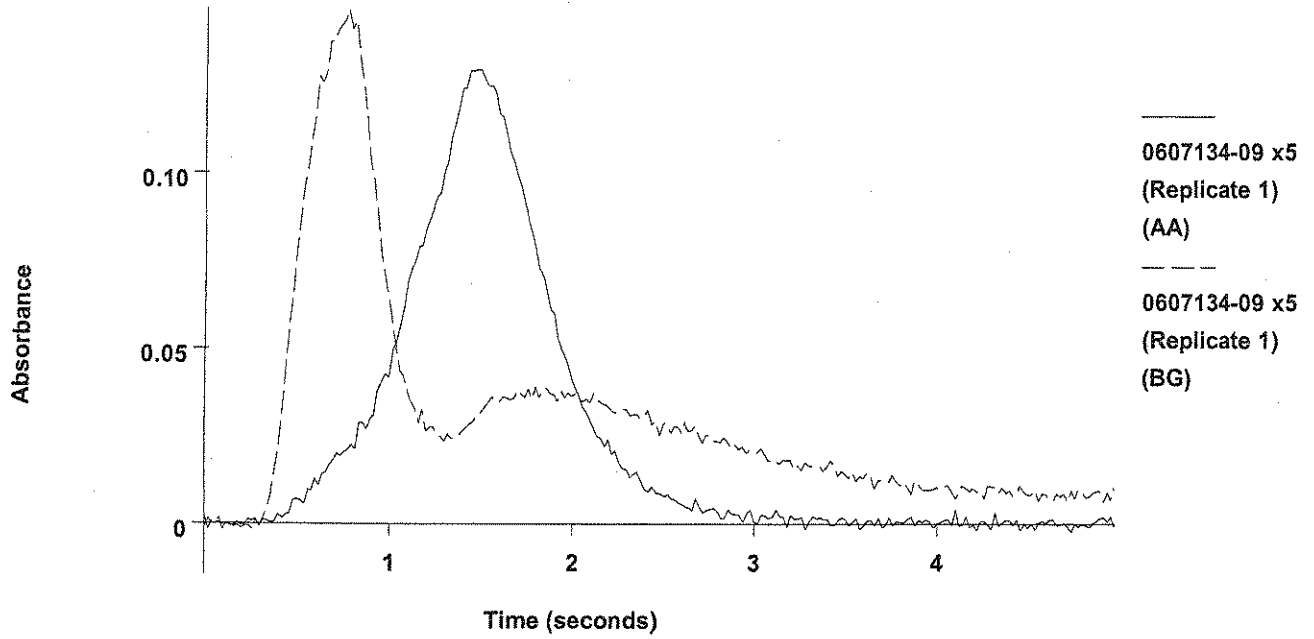


2	11.5	11.5	0.0424	0.0420	0.0458	0.1482	0.1518	08:09:40	Yes
Mean:	11.6	11.6	0.0429						
SD :	0.19	0.19	0.0007						
%RSD:	1.65	1.65	1.66						

=====
 Element: As Seq. No.: 221 AS Loc.: 35 Date: 07/15/2006
 Sample ID: 0607134-09 x5
 µL dispensed: 4 from 148, 5 from 147, 6 from 131, 15 from 35
 =====

Repl #	SampleConc µg/L	StndConc µg/L	Blncorr Signal	Peak Area	Peak Height	Bkgnd Area	Bkgnd Height	Time	Peak Stored
1	31.2	31.2	0.1155	0.1150	0.1296	0.1504	0.1467	08:12:38	Yes

As



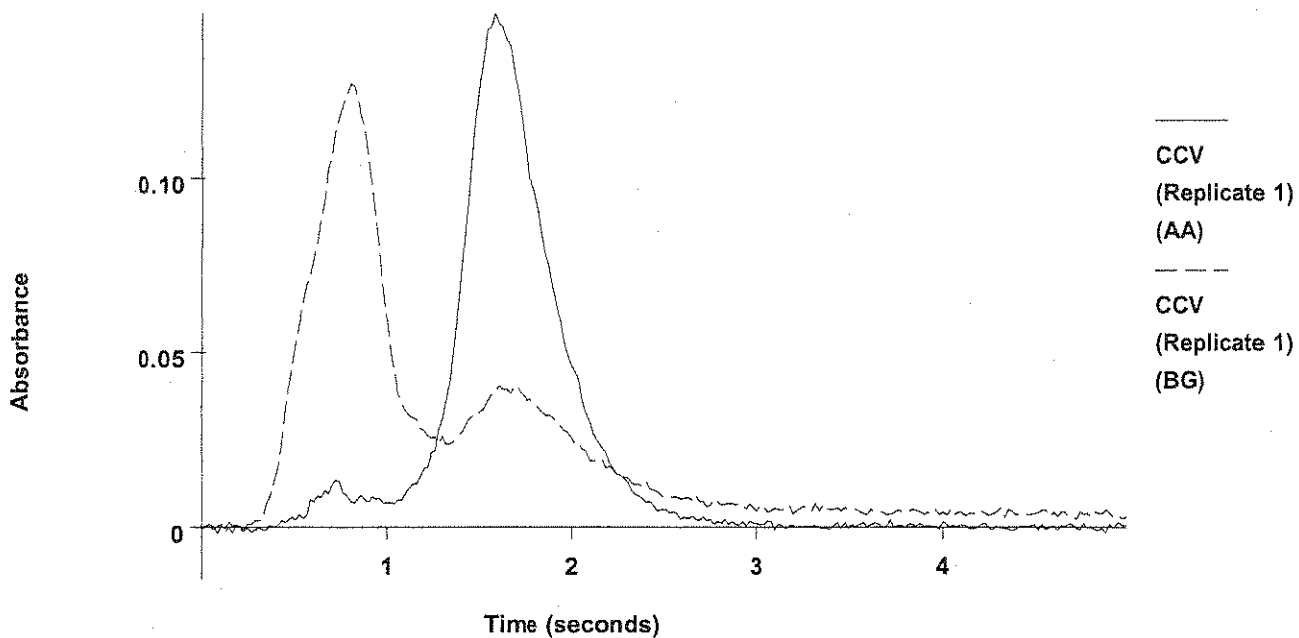
2	31.4	31.4	0.1162	0.1158	0.1310	0.1547	0.1483	08:15:35	Yes
Mean:	31.3	31.3	0.1158						
SD :	0.14	0.14	0.0005						
%RSD:	0.43	0.43	0.43						

Recovery for As = 98.3 % within 85 % to 115 %

=====
 Element: As Seq. No.: 222 AS Loc.: 126 Date: 07/15/2006
 Sample ID: CCV
 µL dispensed: 10 from 148, 5 from 147, 15 from 126
 =====

Repl #	SampleConc µg/L	StdConc µg/L	BlkCorr Signal	Peak Area	Peak Height	Bkgnd Area	Bkgnd Height	Time	Peak Stored
1	23.6	23.6	0.0872	0.0868	0.1473	0.1051	0.1270	08:18:27	Yes

As

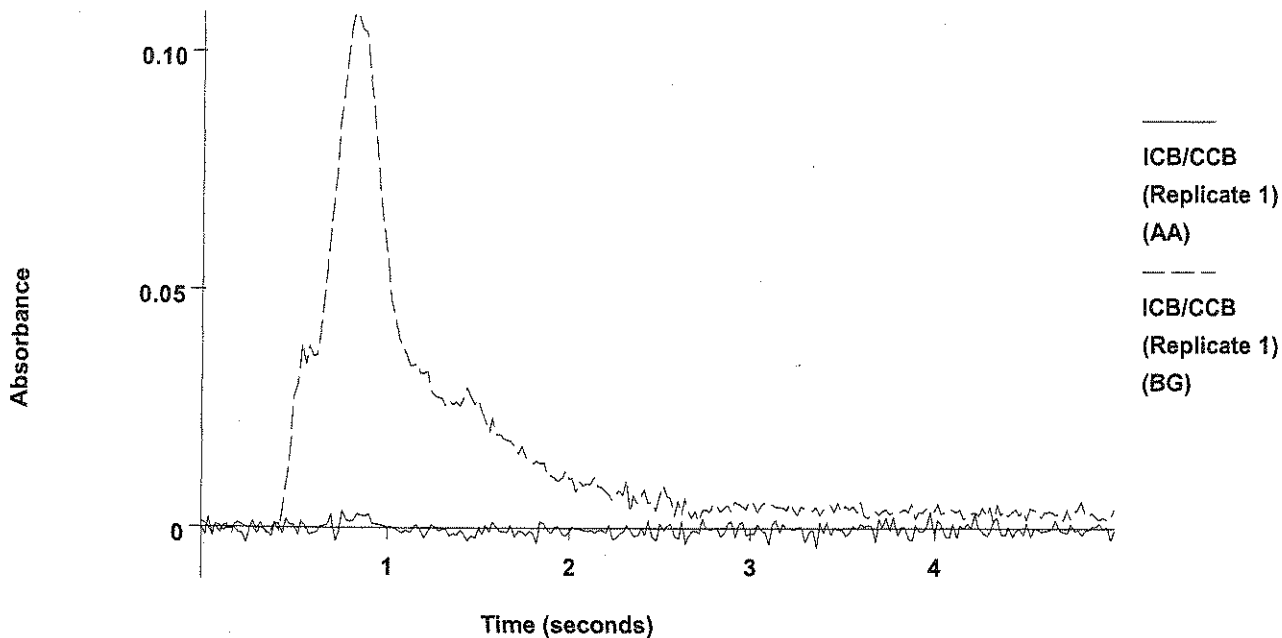


2 23.1 23.1 0.0854 0.0850 0.1463 0.1026 0.1284 08:21:19 Yes
 Mean: 23.3 23.3 0.0863
 SD : 0.34 0.34 0.0013
 %RSD: 1.47 1.47 1.47
 QC value within specified limits.

=====
 Element: As Seq. No.: 223 AS Loc.: 148 Date: 07/15/2006
 Sample ID: ICB/CCB
 µL dispensed: 10 from 148, 5 from 147, 15 from 148
 =====

Repl #	SampleConc µg/L	StndConc µg/L	BlnkCorr Signal	Peak Area	Peak Height	Bkgnd Area	Bkgnd Height	Time	Peak Stored
1	-0.2	-0.2	-0.0008	-0.0013	0.0036	0.0731	0.1081	08:24:10	Yes

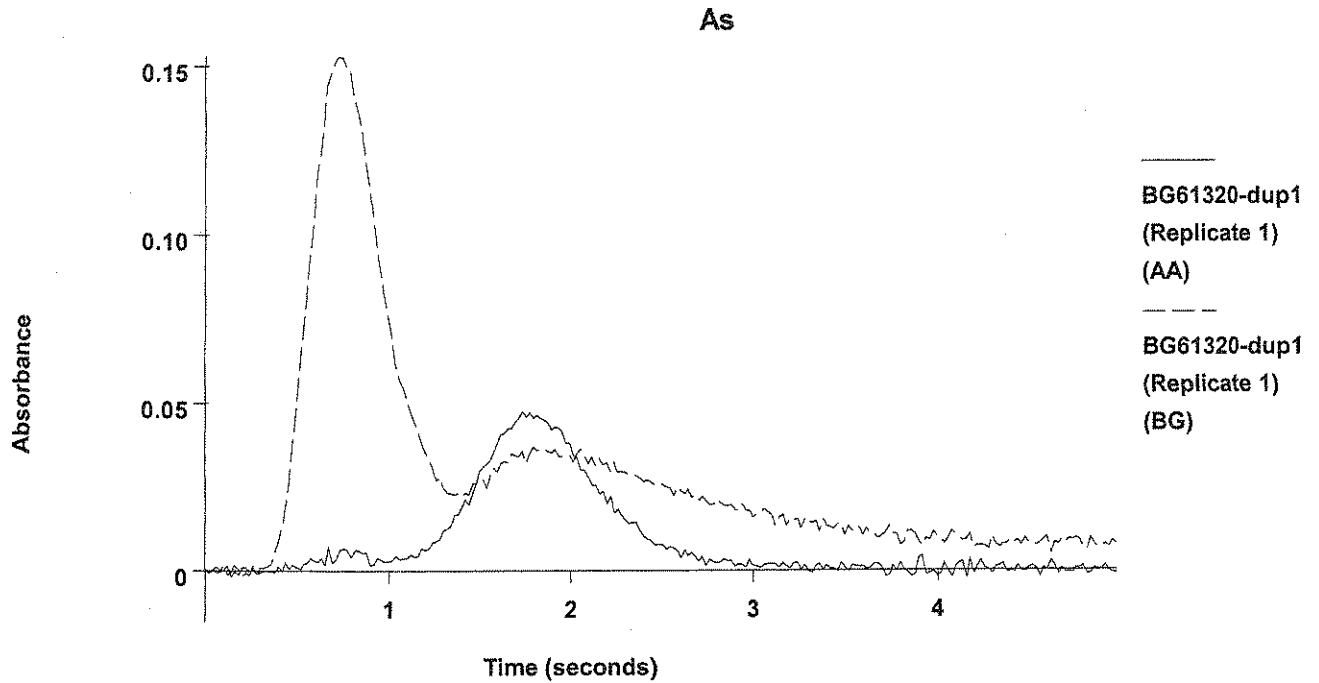
As



2 0.2 0.2 0.0007 0.0002 0.0041 0.0742 0.1083 08:26:59 Yes
 Mean: 0.0 0.0 -0.0001
 SD : 0.29 0.29 0.0011
 %RSD: 86900 86900 1100.29
 QC value within specified limits. ✓

=====
 Element: As Seq. No.: 224 AS Loc.: 36 Date: 07/15/2006
 Sample ID: BG61320-dup1
 µL dispensed: 10 from 148, 5 from 147, 15 from 36
 =====

Repl #	SampleConc µg/L	StndConc µg/L	Blncorr Signal	Peak Area	Peak Height	Bkgnd Area	Bkgnd Height	Time	Peak Stored
1	11.2	11.2	0.0412	0.0408	0.0475	0.1430	0.1530	08:29:48	Yes



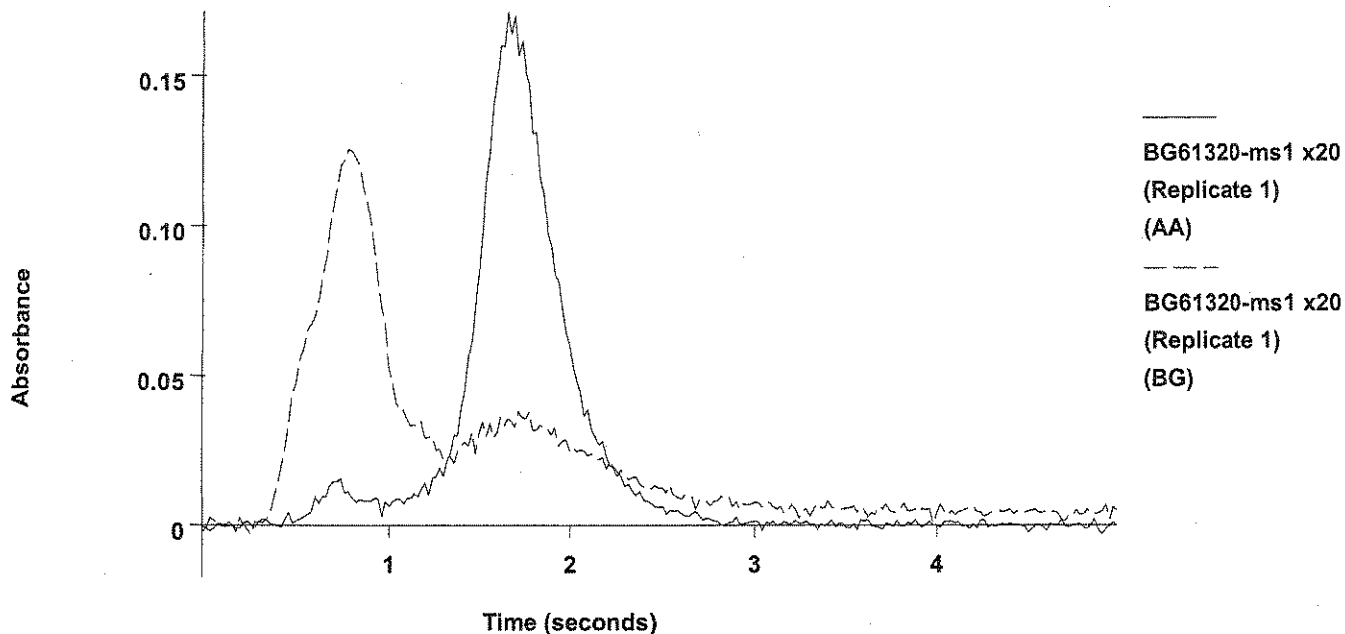
2	11.2	11.2	0.0415	0.0410	0.0477	0.1448	0.1573	08:32:38	Yes
Mean:	11.2	11.2	0.0413						
SD :	0.04	0.04	0.0002						
%RSD:	0.37	0.37	0.37						

$$\frac{11.6 - 11.2}{11.4} = 45$$

=====
 Element: As Seq. No.: 225 AS Loc.: 37 Date: 07/15/2006
 Sample ID: BG61320-msl x20
 µL dispensed: 10 from 148, 5 from 147, 15 from 37
 =====

Repl #	SampleConc µg/L	StndConc µg/L	BlkCorr Signal	Peak Area	Peak Height	Bkgnd Area	Bkgnd Height	Time	Peak Stored
1	24.9	24.9	0.0922	0.0918	0.1715	0.1048	0.1257	08:35:29	Yes

As



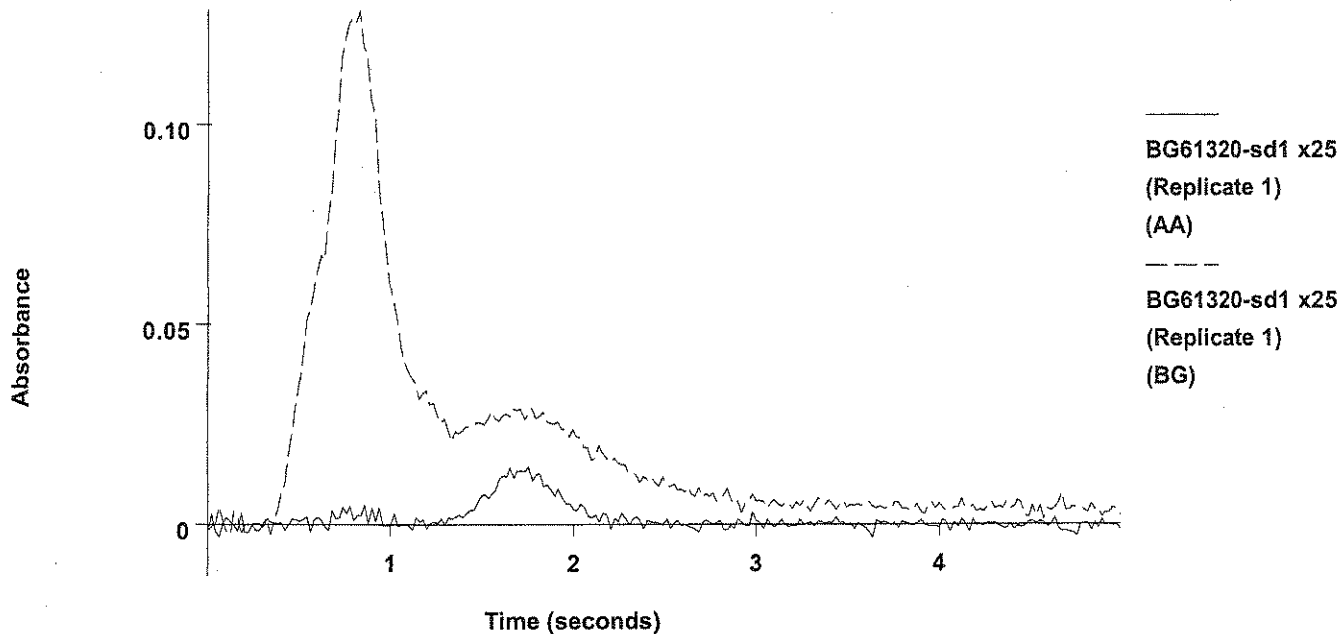
2	24.9	24.9	0.0923	0.0919	0.1640	0.1054	0.1280	08:38:19	Yes
Mean:	24.9	24.9	0.0923						
SD :	0.01	0.01	0.0000						
%RSD:	0.05	0.05	0.05						

24.9(20) - 11.6(5)
 500 = 885

=====
 Element: As Seq. No.: 226 AS Loc.: 38 Date: 07/15/2006
 Sample ID: BG61320-sd1 x25
 µL dispensed: 10 from 148, 5 from 147, 15 from 38
 =====

Repl #	SampleConc µg/L	StndConc µg/L	Blncorr Signal	Peak Area	Peak Height	Bkgnd Area	Bkgnd Height	Time	Peak Stored
1	2.0	2.0	0.0075	0.0071	0.0146	0.0959	0.1285	08:41:09	Yes

As

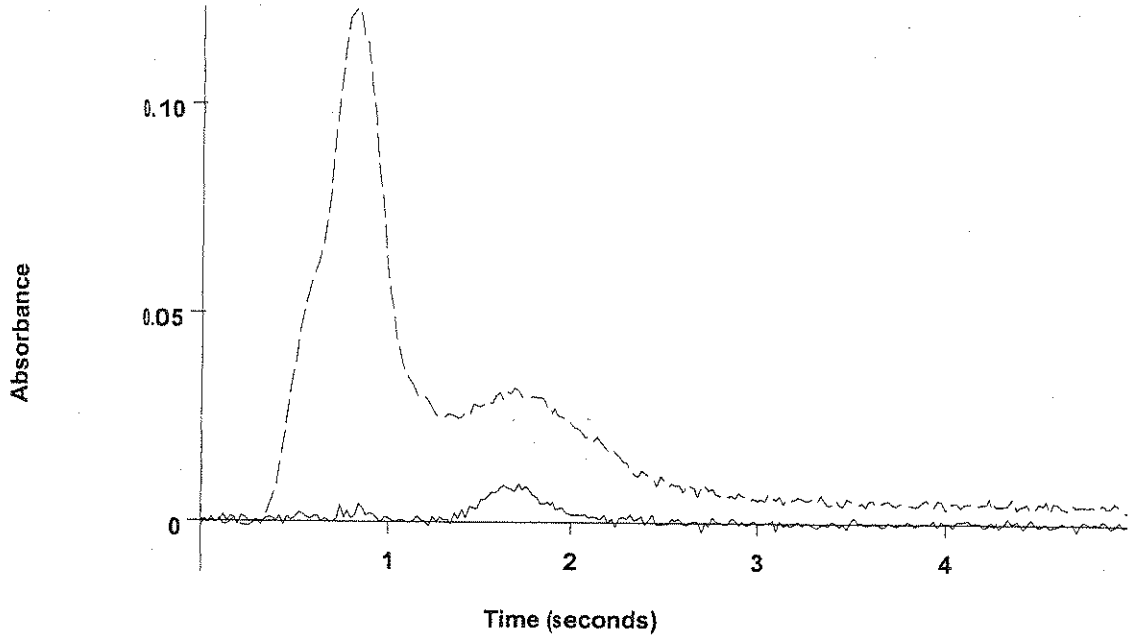


2	2.2	2.2	0.0080	0.0076	0.0167	0.0920	0.1255	08:43:59	Yes
Mean:	2.1	2.1	0.0078						
SD :	0.10	0.10	0.0004						
%RSD:	4.94	4.94	5.00						

=====
 Element: As Seq. No.: 227 AS Loc.: 39 Date: 07/15/2006
 Sample ID: 0607141-01 x5
 µL dispensed: 10 from 148, 5 from 147, 15 from 39
 =====

Repl #	SampleConc µg/L	StndConc µg/L	BlnkCorr Signal	Peak Area	Peak Height	Bkgnd Area	Bkgnd Height	Time	Peak Stored
1	5.5	5.5	0.0202	0.0198	0.0212	0.1516	0.1569	08:46:50	Yes

As



 BG61320-sd2
 (Replicate 1)
 (AA)

 BG61320-sd2
 (Replicate 1)
 (BG)

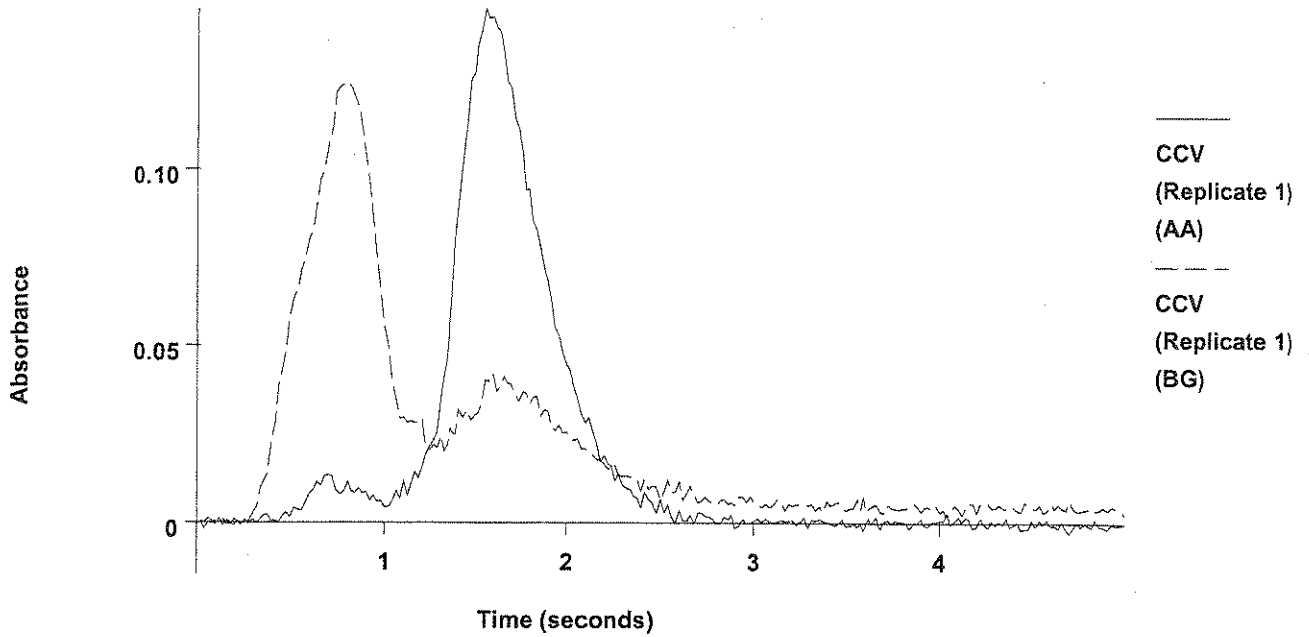
2	1.3	1.3	0.0047	0.0043	0.0102	0.0954	0.1178	09:29:41	Yes
Mean:	1.4	1.4	0.0050						
SD :	0.15	0.15	0.0005						
%RSD:	10.5	10.5	10.70						

Handwritten initials

=====
 Element: As Seq. No.: 235 AS Loc.: 126 Date: 07/15/2006
 Sample ID: CCV
 µL dispensed: 10 from 148, 5 from 147, 15 from 126
 =====

Repl #	SampleConc µg/L	StndConc µg/L	BlkCorr Signal	Peak Area	Peak Height	Bkgnd Area	Bkgnd Height	Time	Peak Stored
1	23.2	23.2	0.0860	0.0856	0.1455	0.1049	0.1247	09:32:34	Yes

As



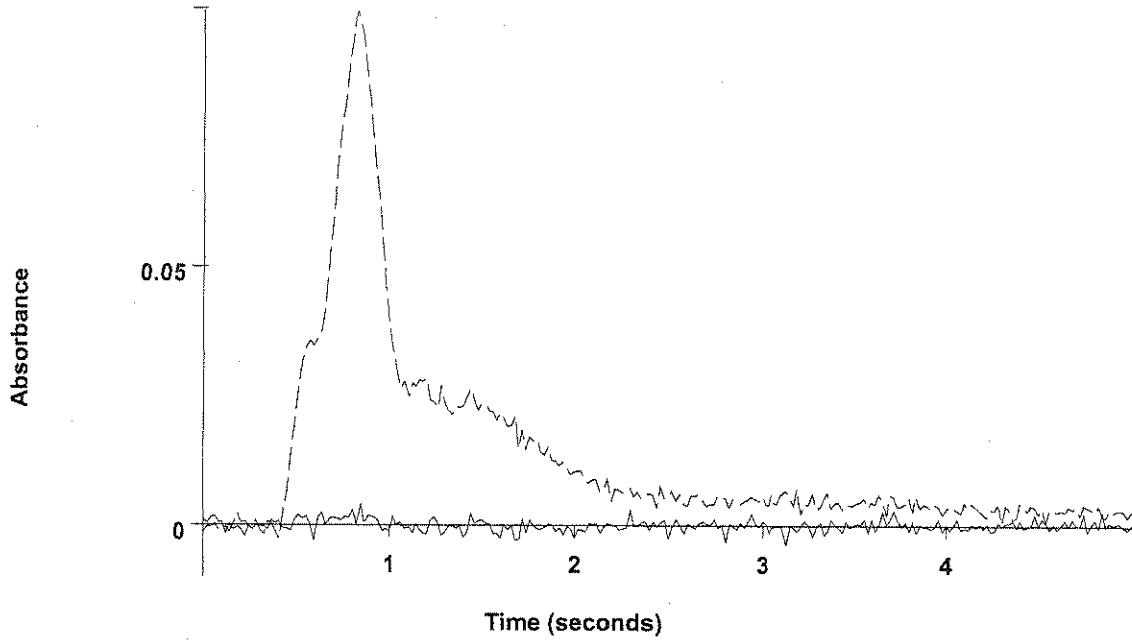
2 23.7 23.7 0.0879 0.0875 0.1443 0.1097 0.1288 09:35:26 Yes
 Mean: 23.5 23.5 0.0869
 SD : 0.36 0.36 0.0013
 %RSD: 1.55 1.55 1.55
 QC value within specified limits.



=====
 Element: As Seq. No.: 236 AS Loc.: 148 Date: 07/15/2006
 Sample ID: ICB/CCB
 µL dispensed: 10 from 148, 5 from 147, 15 from 148
 =====

Repl #	SampleConc µg/L	StndConc µg/L	Blncorr Signal	Peak Area	Peak Height	Bkgnd Area	Bkgnd Height	Time	Peak Stored
1	0.2	0.2	0.0006	0.0002	0.0041	0.0680	0.0996	09:38:16	Yes

As



 ICB/CCB
 (Replicate 1)
 (AA)

 ICB/CCB
 (Replicate 1)
 (BG)

2 0.3 0.3 0.0010 0.0006 0.0054 0.0702 0.1036 09:41:05 Yes
 Mean: 0.2 0.2 0.0008
 SD : 0.08 0.08 0.0003
 %RSD: 32.8 32.8 36.63
 QC value within specified limits.

=====
 Element: As Seq. No.: 237 AS Loc.: 45 Date: 07/15/2006
 Sample ID: BG61321-blk1
 µL dispensed: 10 from 148, 5 from 147, 15 from 45

Repl #	SampleConc µg/L	StndConc µg/L	BlkCorr Signal	Peak Area	Peak Height	Bkgnd Area	Bkgnd Height	Time	Peak Stored
1	0.2	0.2	0.0005	0.0001	0.0052	0.0846	0.1078	09:43:56	Yes

ANALYSIS SEQUENCE

BPG0339

Instrument: GFAA2

Calibration ID: UNASSIGNED

Lab Number	Analysis	Container	Order	Position	STD ID	ISTD ID	Client
BPG0339-CAL1	QC		1		6G18061		
BPG0339-CAL2	QC		2		6G18010		
BPG0339-CAL3	QC		3		6G18011		
BPG0339-CAL4	QC		4		6G18012		
BPG0339-CAL5	QC		5		6G18013		
BPG0339-ICV1	QC		6		6G18012		
BPG0339-SCV1	QC		7		6G18014		
BPG0339-ICB1	QC		8				
BG61320-BLK4	QC		9				
BG61320-BS4	QC		10				
BG61320-BSD4	QC		11				
BPG0339-CCB1	QC		12				
BPG0339-CCV1	QC		13		6G18012		
BG61320-SRM4	QC		14				
BG61320-DUP5	QC		15				
BG61320-MS5	QC		16				
BG61320-PS4	QC		17				
0607134-01	TI: ppm Thallium 7841	A	18				MACTEC Engineering & Consulting, Inc
0607134-02	TI: ppm Thallium 7841	A	19				MACTEC Engineering & Consulting, Inc
0607134-03	TI: ppm Thallium 7841	A	20				MACTEC Engineering & Consulting, Inc
0607134-04	TI: ppm Thallium 7841	A	21				MACTEC Engineering & Consulting, Inc
0607134-05	TI: ppm Thallium 7841	A	22				MACTEC Engineering & Consulting, Inc
0607134-06	TI: ppm Thallium 7841	A	23				MACTEC Engineering & Consulting, Inc
BPG0339-CCB2	QC		24				
BPG0339-CCV2	QC		25		6G18012		
0607134-07	TI: ppm Thallium 7841	A	26				MACTEC Engineering & Consulting, Inc
0607134-08	TI: ppm Thallium 7841	A	27				MACTEC Engineering & Consulting, Inc
0607134-09	TI: ppm Thallium 7841	A	28				MACTEC Engineering & Consulting, Inc
BPG0339-SRD1	QC		29				
BG61321-BLK3	QC		30				
BG61321-BS3	QC		31				
BG61321-BSD3	QC		32				
BG61321-SRM3	QC		33				

Samples Loaded By

Date

Data Processed By

Date

ANALYSIS SEQUENCE

BPG0339

Instrument: GFAA2

Calibration ID: UNASSIGNED

Lab Number	Analysis	Container	Order	Position	STD ID	ISTD ID	Client
BG61321-DUP5	QC		34				
BG61321-MS5	QC		35				
BPG0339-CCB3	QC		36				
BPG0339-CCV3	QC		37		6G18012		
BG61321-PS4	QC		38				
0607164-01	Tl: ppm Thallium 7841	A	39				MACTEC Engineering & Consulting, Inc
0607164-02	Tl: ppm Thallium 7841	A	40				MACTEC Engineering & Consulting, Inc
0607164-03	Tl: ppm Thallium 7841	A	41				MACTEC Engineering & Consulting, Inc
0607164-04	Tl: ppm Thallium 7841	A	42				MACTEC Engineering & Consulting, Inc
0607164-05	Tl: ppm Thallium 7841	A	43				MACTEC Engineering & Consulting, Inc
0607164-06	Tl: ppm Thallium 7841	A	44				MACTEC Engineering & Consulting, Inc
0607164-07	Tl: ppm Thallium 7841	A	45				MACTEC Engineering & Consulting, Inc
0607164-08	Tl: ppm Thallium 7841	A	46				MACTEC Engineering & Consulting, Inc
0607164-09	Tl: ppm Thallium 7841	A	47				MACTEC Engineering & Consulting, Inc
BPG0339-CCB4	QC		48				
BPG0339-CCV4	QC		49		6G18012		
0607164-10	Tl: ppm Thallium 7841	A	50				MACTEC Engineering & Consulting, Inc
BPG0339-SRD2	QC		51				
BG61341-BLK4	QC		52				
BG61341-BS4	QC		53				
BG61341-BSD4	QC		54				
BG61341-SRM4	QC		55				
0607164-11	Tl: ppm Thallium 7841	A	56				MACTEC Engineering & Consulting, Inc
0607164-12	Tl: ppm Thallium 7841	A	57				MACTEC Engineering & Consulting, Inc
0607164-13	Tl: ppm Thallium 7841	A	58				MACTEC Engineering & Consulting, Inc
0607164-14	Tl: ppm Thallium 7841	A	59				MACTEC Engineering & Consulting, Inc
BPG0339-CCB5	QC		60				
BPG0339-CCV5	QC		61		6G18012		
0607164-15	Tl: ppm Thallium 7841	A	62				MACTEC Engineering & Consulting, Inc
0607164-16	Tl: ppm Thallium 7841	A	63				MACTEC Engineering & Consulting, Inc
0607164-17	Tl: ppm Thallium 7841	A	64				MACTEC Engineering & Consulting, Inc
0607164-18	Tl: ppm Thallium 7841	A	65				MACTEC Engineering & Consulting, Inc
0607164-19	Tl: ppm Thallium 7841	A	66				MACTEC Engineering & Consulting, Inc

Samples Loaded By

Date

Data Processed By

Date

ANALYSIS SEQUENCE

BPG0339

Instrument: GFAA2

Calibration ID: UNASSIGNED

Lab Number	Analysis	Container	Order	Position	STD ID	ISTD ID	Client
BPG0339-CCB6	QC		67				
BPG0339-CCV6	QC		68		6G18012		

Samples Loaded By _____ Date _____

Data Processed By _____ Date _____

Autosampler Loading List

Sample Information File: 071706YA.SIF

Methods: As 5 Sb 5 Tl 2

Location	Elements	Solution
1	Sb,Tl	Sample: bg61308-blk1
2	Sb,Tl	Sample: bg61308-bs2
3	Sb,Tl	Sample: bg61308-bsd2
4	Sb,Tl	Sample: 0607120-06
5	As	Sample: 0607133-01
9	Tl	Sample: bg61320-blk1
10	Tl	Sample: bg61320-bs1 x20
11	Tl	Sample: bg61320-bsd1 x20
12	Tl	Sample: bg61320-srml x50
13	Tl	Sample: 0607134-01 x5
14	Tl	Sample: 0607134-02 x5
15	Tl	Sample: 0607134-03 x5
16	Tl	Sample: 0607134-04 x5
17	Tl	Sample: 0607134-05 x5
18	Tl	Sample: 0607134-06 x5
19	Tl	Sample: 0607134-07 x5
20	Tl	Sample: 0607134-08 x5
21	Tl	Sample: 0607134-09 x5
22	Tl	Sample: bg61320-dup1 x5
23	Tl	Sample: bg61320-ms1 x20
24	Tl	Sample: bg61320-sd1 x25
25	Tl	Sample: bg61321-blk1
26	Tl	Sample: bg61321-bs1 x20
27	Tl	Sample: bg61321-bsd1 x20
28	Tl	Sample: bg61321-srml x50
29	Tl	Sample: 0607164-01 x5
30	Tl	Sample: 0607164-02 x5
31	Tl	Sample: 0607164-03 x5
32	Tl	Sample: 0607164-04 x5
33	Tl	Sample: 0607164-05 x5
34	Tl	Sample: 0607164-06 x5
35	Tl	Sample: 0607164-07 x5
36	Tl	Sample: 0607164-08 x5
37	Tl	Sample: 0607164-09 x5
38	Tl	Sample: 0607164-10 x5
39	Tl	Sample: bg61321-dup1 x5
40	Tl	Sample: bg61321-ms1 x20
41	Tl	Sample: bg61321-sd1 x25
42	Tl	Sample: bg61341-blk1
43	Tl	Sample: bg61341-bs1 x20
44	Tl	Sample: bg61341-bsd1 x20
45	Tl	Sample: bg61341-srml x50
46	Tl	Sample: 0607164-11 x5
47	Tl	Sample: 0607164-12 x5
48	Tl	Sample: 0607164-13 x5
49	Tl	Sample: 0607164-14 x5
50	Tl	Sample: 0607164-15 x5
51	Tl	Sample: 0607164-16 x5
52	Tl	Sample: 0607164-17 x5
53	Tl	Sample: 0607164-18 x5
54	Tl	Sample: 0607164-19 x5
55	Tl	Sample: 0607164-20 x5
56	Tl	Sample: bg61341-dup1 x5
57	Tl	Sample: bg61341-ms1 x20
58	Tl	Sample: bg61341-sd1 x25
59	Tl	Sample: 0607164-21 x5
60	Tl	Sample: 0607164-22 x5
61	Tl	Sample: 0607164-23 x5
62	Tl	Sample: 0607164-24 x5
63	Tl	Sample: bg61341-dup2 x5
64	Tl	Sample: bg61341-ms2 x20

65	Tl	Sample: bg61341-sd2 x25
121	As, Sb, Tl	Stock Standard: 5.0 µg/L
124	As, Sb, Tl	Stock Standard: 10.0 µg/L
	Tl	STD 3: 10.0000 µg/L
	Tl	CCV: 10.0000 µg/L
126	As, Sb, Tl	Stock Standard: 25.0 µg/L
	As, Sb	STD 3: 25.0000 µg/L
	As, Sb	CCV: 25.0000 µg/L
129	As, Sb	Stock Standard: 50.0 µg/L
131	As, Sb, Tl	Recovery Stock: 50.0 µg/L
134	As, Sb	ICV: 25.0000 µg/L
136	As, Sb	CRA 2: 2.0000 µg/L
	Tl	Stock Standard: 2.0 µg/L
139	Tl	ICV: 10.0000 µg/L
147	As, Sb, Tl	Modifier 1
148	As, Sb, Tl	Standard 0
	As, Sb, Tl	ICB/CCB: 0.0000 µg/L
	As, Sb, Tl	Diluent

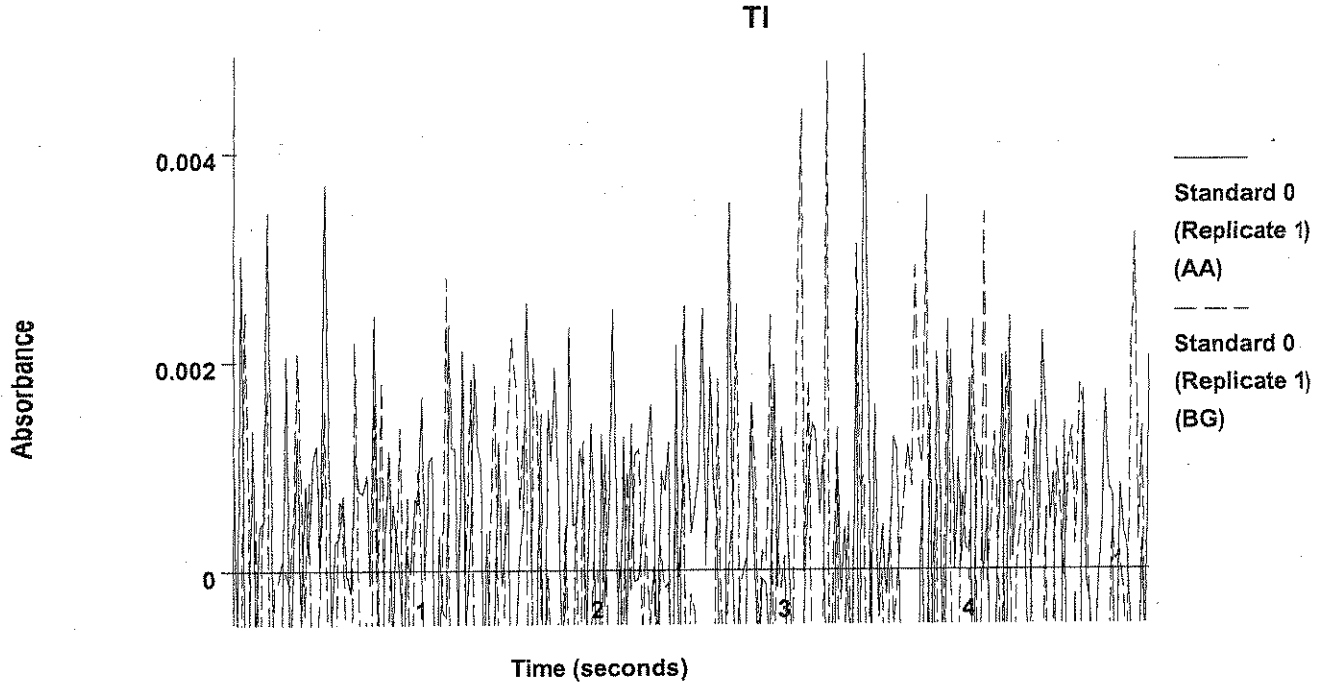
Method Name: Tl 2
 Method Description: Tl 2
 Element: Tl

Date: 07/18/2006
 Technique: Furnace
 Calibration Type:
 Tl, Calc. Intercept : Linear
 Wavelength: 276.8 nm
 Energy: 100
 Slit Width: 0.7
 Lamp Current: 6 mA
 Sample Info Name: 071706YA.SIF

Results Data Set Name: 071806yad

Element: Tl Seq. No.: 28 AS Loc.: 148 Date: 07/18/2006
 Sample ID: Standard 0
 µL dispensed: 10 from 148, 5 from 147, 15 from 148

Repl #	SampleConc	StndConc	BlnkCorr Signal	Peak Area	Peak Height	Bkgnd Area	Bkgnd Height	Time	Peak Stored
1			0.0013	0.0013	0.0049	-0.0005	0.0049	12:11:22	Yes



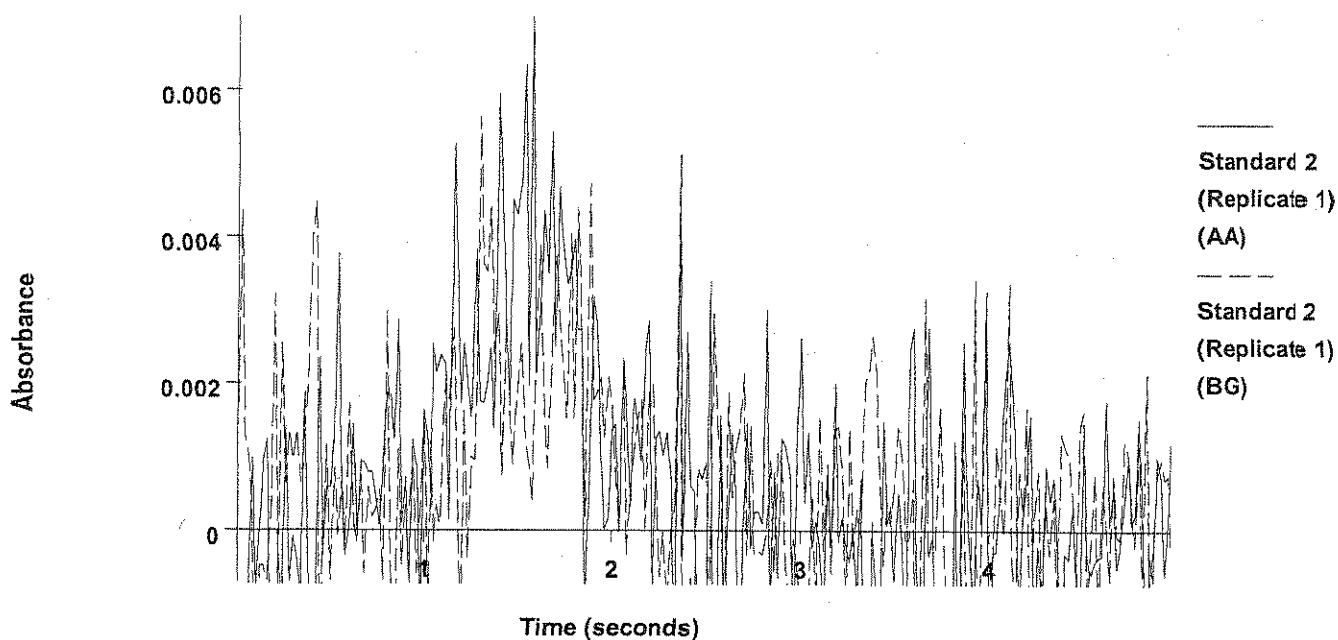
2			0.0003	0.0003	0.0047	0.0002	0.0048	12:14:11	Yes
Mean:			0.0008						
SD :			0.0007						
%RSD:			86.43						

Auto-zero performed.

Element: Tl Seq. No.: 29 AS Loc.: 136 Date: 07/18/2006
 Sample ID: Standard 2
 µL dispensed: 10 from 148, 5 from 147, 15 from 136

Repl #	SampleConc	StndConc	BlnkCorr Signal	Peak Area	Peak Height	Bkgnd Area	Bkgnd Height	Time	Peak Stored
1			0.0027	0.0036	0.0070	0.0033	0.0056	12:17:25	Yes

TI

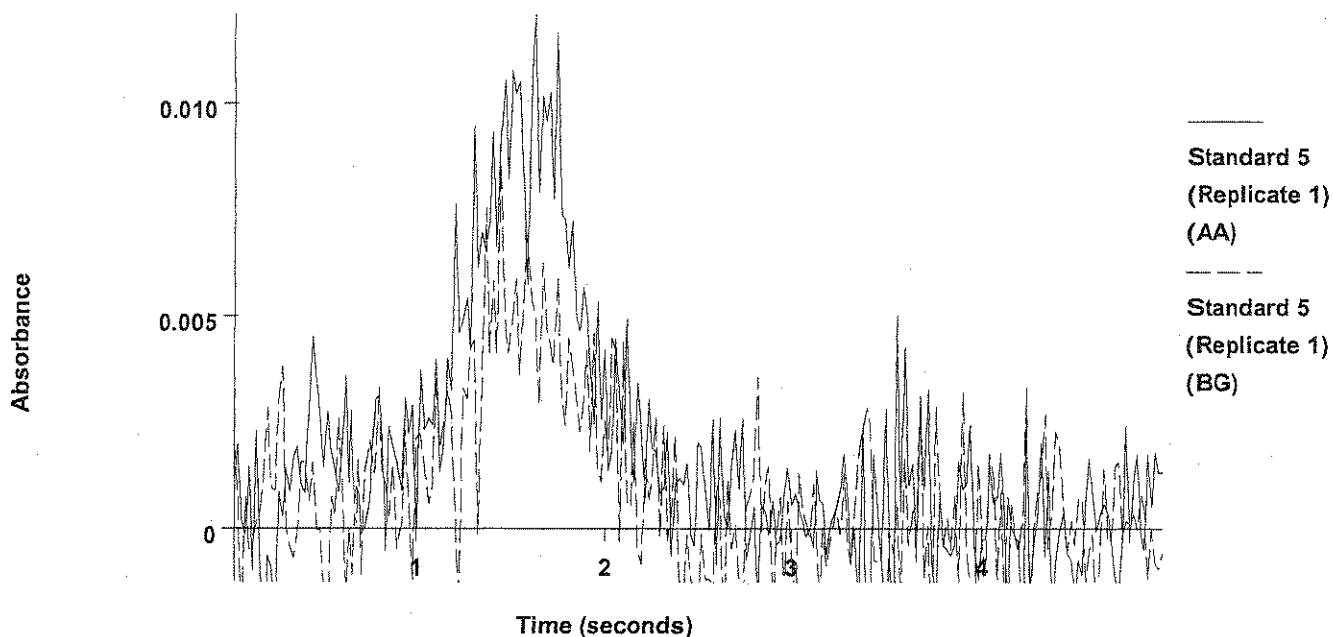


2 0.0038 0.0046 0.0073 0.0025 0.0062 12:20:14 Yes
 Mean: 0.0033
 SD : 0.0007
 %RSD: 22.59
 [TI] Standard number 1 applied. [2.0]
 Correlation Coefficient: 1.00000 Slope: 0.00163
 Intercept : 0.00000

=====
 Element: Tl Seq. No.: 30 AS Loc.: 121 Date: 07/18/2006
 Sample ID: Standard 5
 µL dispensed: 10 from 148, 5 from 147, 15 from 121

Repl #	SampleConc µg/L	StndConc µg/L	Blncorr Signal	Peak Area	Peak Height	Bkgnd Area	Bkgnd Height	Time	Peak Stored
1			0.0087	0.0095	0.0121	0.0048	0.0086	12:23:30	Yes

Tl

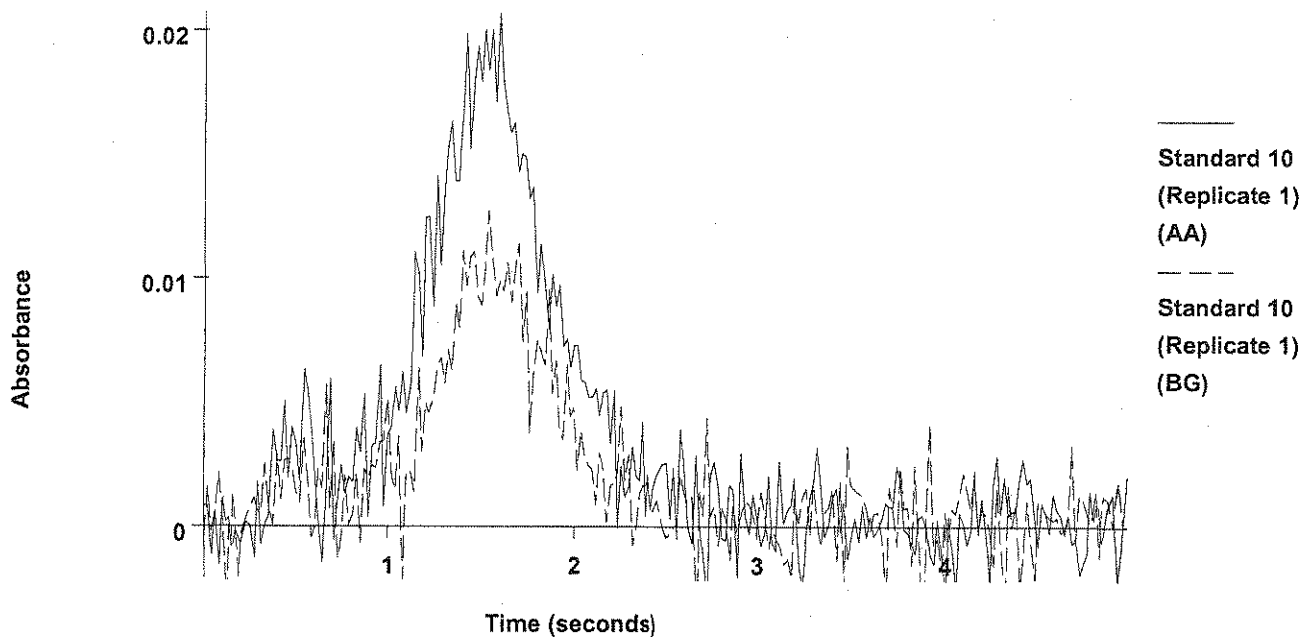


2
 Mean: 0.0069 0.0078 0.0116 0.0041 0.0074 12:26:21 Yes
 SD : 0.0078
 SD : 0.0012
 %RSD: 15.96
 [Tl] Standard number 2 applied. [5.0]
 Correlation Coefficient: 0.99980 Slope: 0.00156
 Intercept : 0.00005

=====
 Element: Tl Seq. No.: 31 AS Loc.: 124 Date: 07/18/2006
 Sample ID: Standard 10
 µL dispensed: 10 from 148, 5 from 147, 15 from 124

Repl #	SampleConc µg/L	StdConc µg/L	Blncorr Signal	Peak Area	Peak Height	Bkgnd Area	Bkgnd Height	Time	Peak Stored
1			0.0161	0.0169	0.0207	0.0098	0.0127	12:29:38	Yes

TI

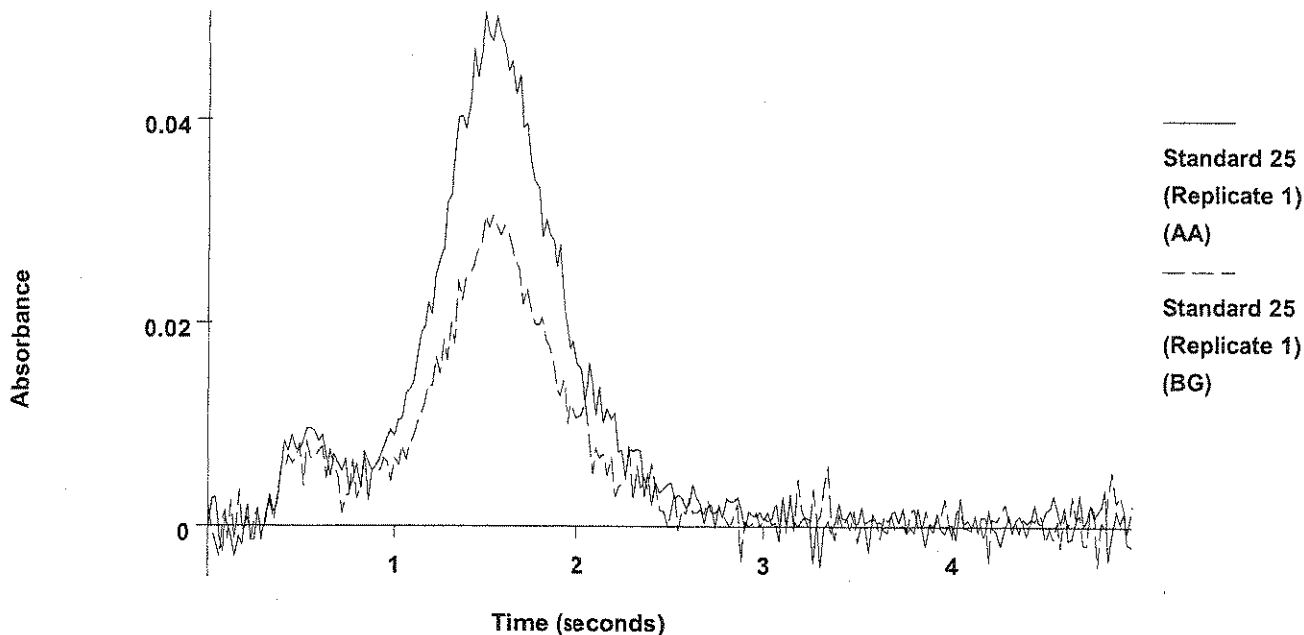


2 0.0158 0.0167 0.0201 -0.0083 0.0125 12:32:30 Yes
 Mean: 0.0160
 SD : 0.0002
 %RSD: 1.00
 [TI] Standard number 3 applied. [10.0]
 Correlation Coefficient: 0.99989 Slope: 0.00159
 Intercept : -0.00001

=====
 Element: TI Seq. No.: 32 AS Loc.: 126 Date: 07/18/2006
 Sample ID: Standard 25
 µL dispensed: 10 from 148, 5 from 147, 15 from 126
 =====

Repl #	SampleConc µg/L	StndConc µg/L	BlnkCorr Signal	Peak Area	Peak Height	Bkgnd Area	Bkgnd Height	Time	Peak Stored
1			0.0409	0.0417	0.0505	0.0271	0.0306	12:35:48	Yes

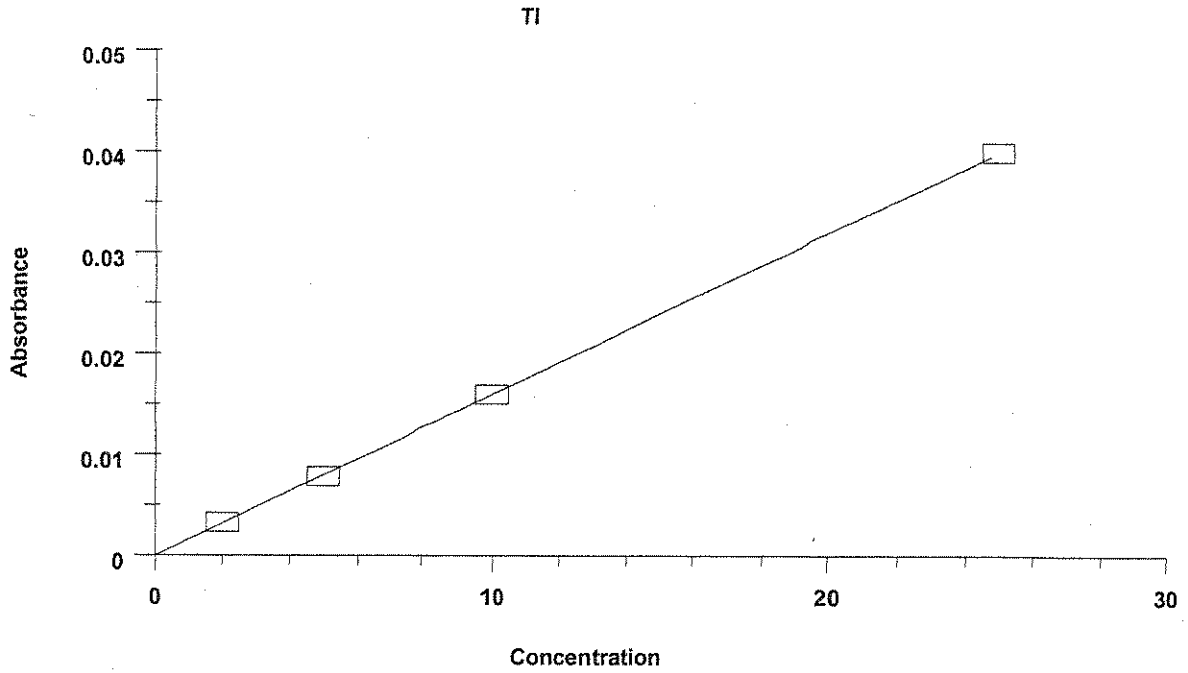
TI



2 0.0390 0.0398 0.0494 0.0248 0.0304 12:38:40 Yes
Mean: 0.0399
SD : 0.0013
%RSD: 3.37
[Tl] Standard number 4 applied. [25.0]
Correlation Coefficient: 0.99998 Slope: 0.00160
Intercept : -0.00003

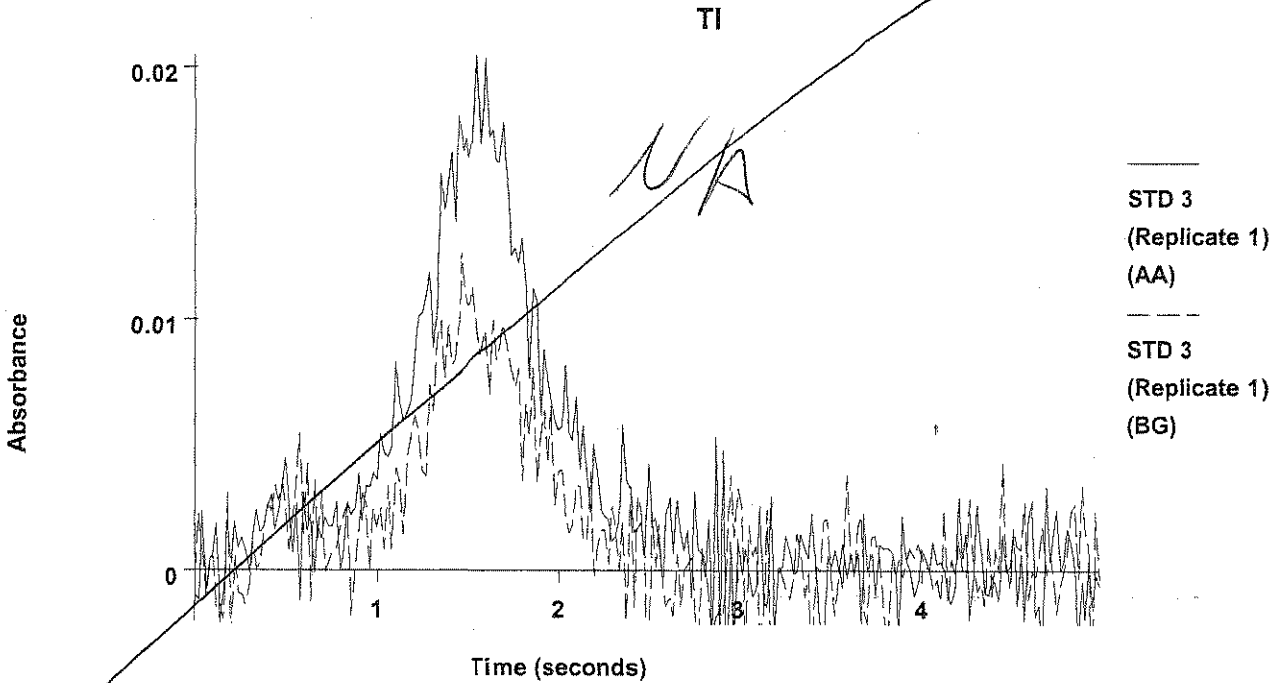
Calibration data for Tl

Standard ID	Mean Signal (Pk Area)	Entered Concentration (µg/L)	Calculated Concentration (µg/L)	Standard Deviation	%RSD
Standard 0	0.0008	-	-	-----	-----
Standard 2	0.0033	2.0	2.1	0.00	22.59
Standard 5	0.0078	5.0	4.9	0.00	15.96
Standard 10	0.0160	10.0	10.0	0.00	1.00
Standard 25	0.0399	25.0	25.0	0.00	3.37
Correlation Coefficient: 0.99998		Slope:	0.00160	Intercept:	0.0000



=====
 Element: TI Seq. No.: 33 AS Loc.: 124 Date: 07/18/2006
 Sample ID: STD 3
 µL dispensed: 10 from 148, 5 from 147, 15 from 124
 =====

Repl #	Sample Conc µg/L	Std Conc µg/L	Blk Corr Signal	Peak Area	Peak Height	Bkgnd Area	Bkgnd Height	Time	Peak Stored
1	9.5	9.5	0.0151	0.0159	0.0205	0.0089	0.0126	12:41:37	Yes



2 9.5 9.5 0.0151 0.0159 0.0203 0.0105 0.0143 12:44:29 Yes

Mean: 9.5 9.5 0.0151
 SD : 0.00 0.00 0.0000
 %RSD: 0.03 0.03 0.03

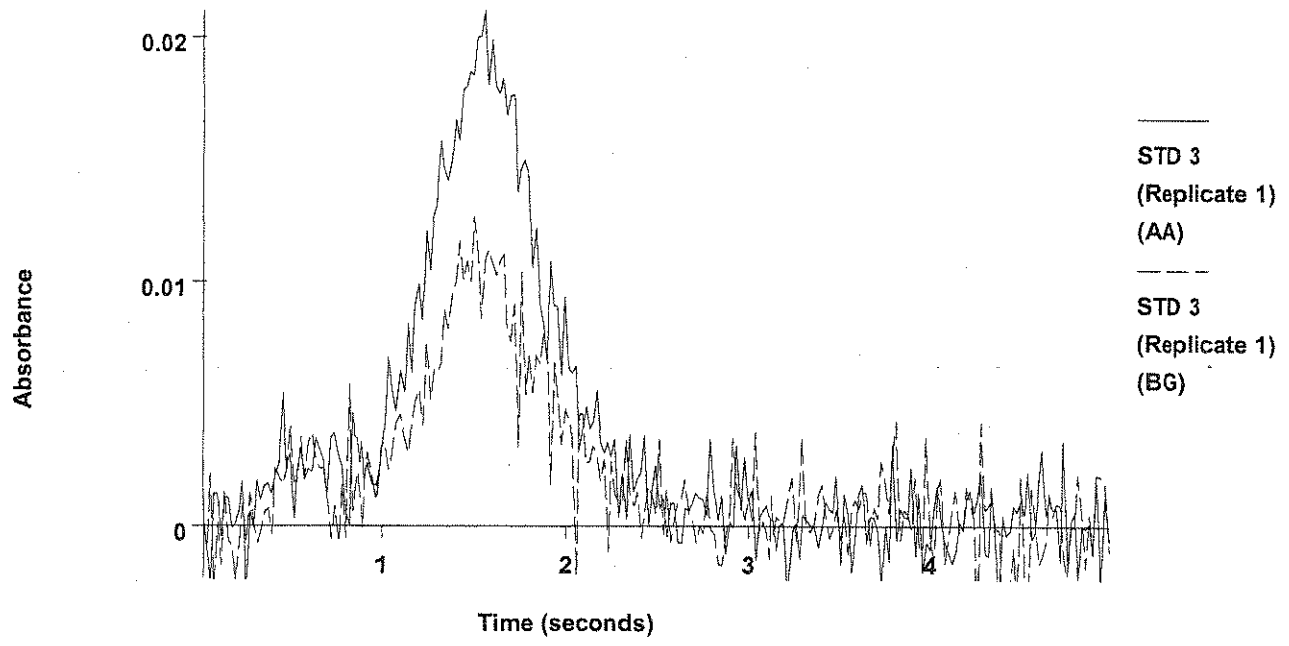
UA

QC failed, value less than lower limit for Tl.

=====
 Element: Tl Seq. No.: 34 AS Loc.: 124 Date: 07/18/2006
 Sample ID: STD 3
 µL dispensed: 10 from 148, 5 from 147, 15 from 124
 =====

Repl #	SampleConc µg/L	StndConc µg/L	BlnkCorr Signal	Peak Area	Peak Height	Bkgnd Area	Bkgnd Height	Time	Peak Stored
1	10.1	10.1	0.0161	0.0170	0.0211	0.0101	0.0127	12:47:21	Yes

Tl



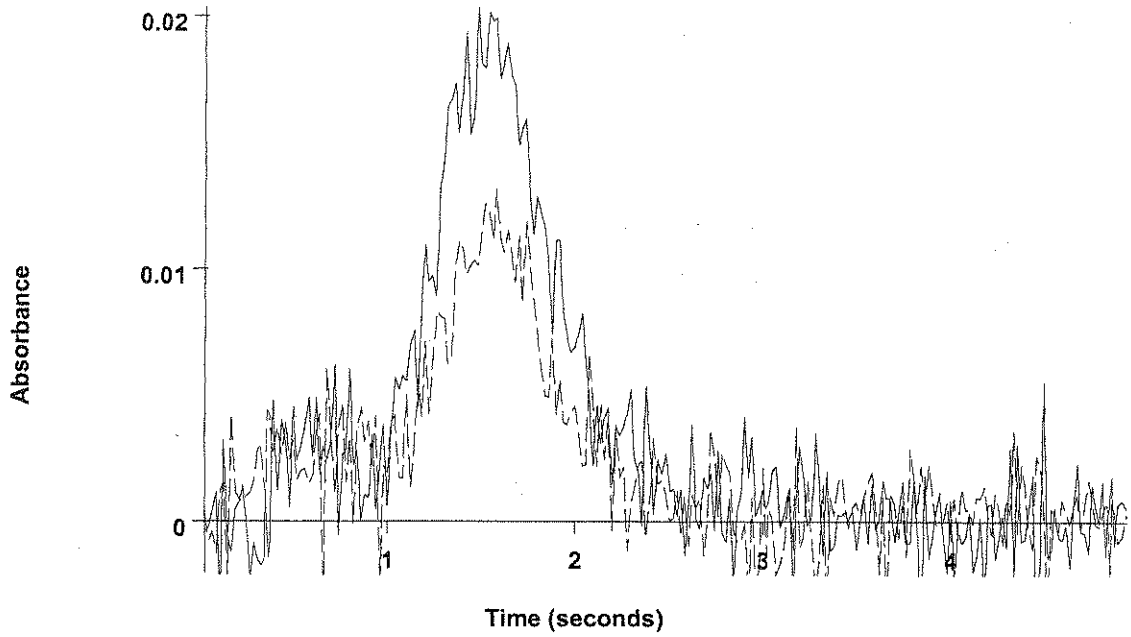
2	10.4	10.4	0.0166	0.0174	0.0211	0.0085	0.0141	12:50:12	Yes
Mean:	10.3	10.3	0.0164						
SD :	0.22	0.22	0.0003						
%RSD:	2.13	2.13	2.13						

QC value within specified limits. ✓

=====
 Element: Tl Seq. No.: 35 AS Loc.: 139 Date: 07/18/2006
 Sample ID: ICV
 µL dispensed: 10 from 148, 5 from 147, 15 from 139
 =====

Repl #	SampleConc µg/L	StndConc µg/L	BlnkCorr Signal	Peak Area	Peak Height	Bkgnd Area	Bkgnd Height	Time	Peak Stored
1	9.9	9.9	0.0158	0.0167	0.0204	0.0115	0.0132	12:53:02	Yes

TI



ICV
(Replicate 1)
(AA)

ICV
(Replicate 1)
(BG)

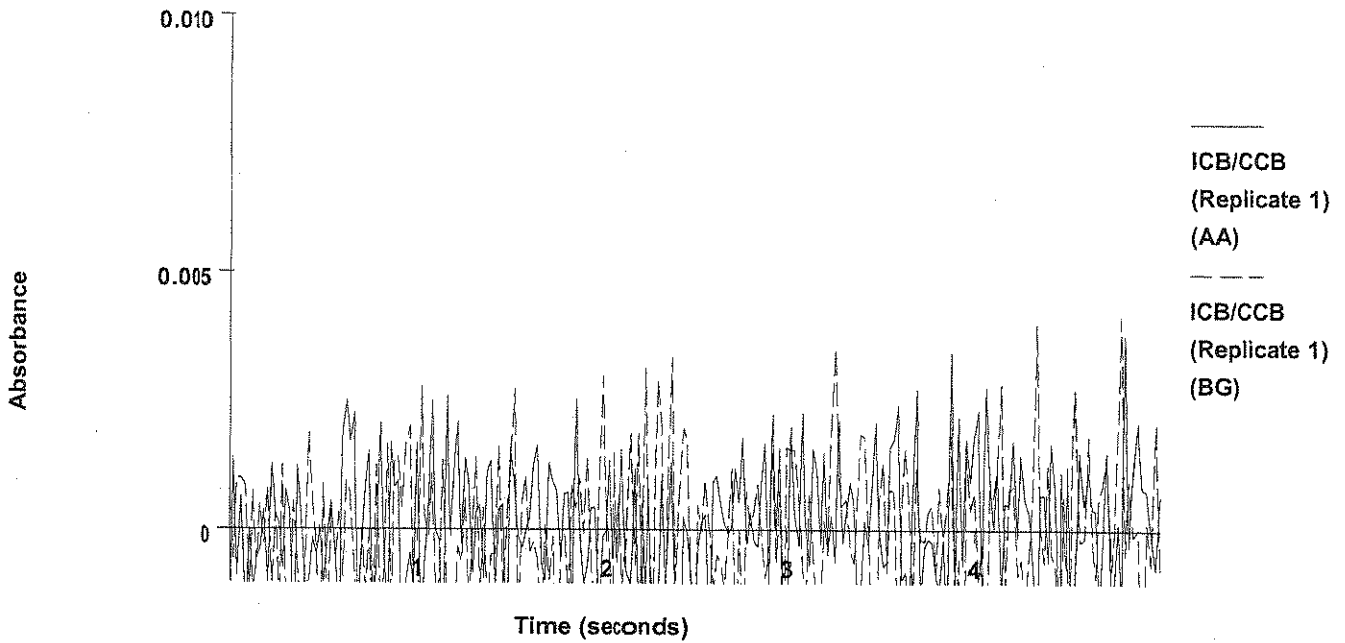
2	11.0	11.0	0.0175	0.0184	0.0220	0.0112	0.0136	12:55:53	Yes
Mean:	10.4	10.4	0.0167						
SD :	0.75	0.75	0.0012						
%RSD:	7.18	7.18	7.20						

QC value within specified limits. ✓

=====
 Element: Tl Seq. No.: 36 AS Loc.: 148 Date: 07/18/2006
 Sample ID: ICB/CCB
 µL dispensed: 10 from 148, 5 from 147, 15 from 148
 =====

Repl #	SampleConc µg/L	StndConc µg/L	BlkCorr Signal	Peak Area	Peak Height	Bkgnd Area	Bkgnd Height	Time	Peak Stored
1	-0.2	-0.2	-0.0003	0.0005	0.0038	0.0000	0.0042	12:58:44	Yes

TI

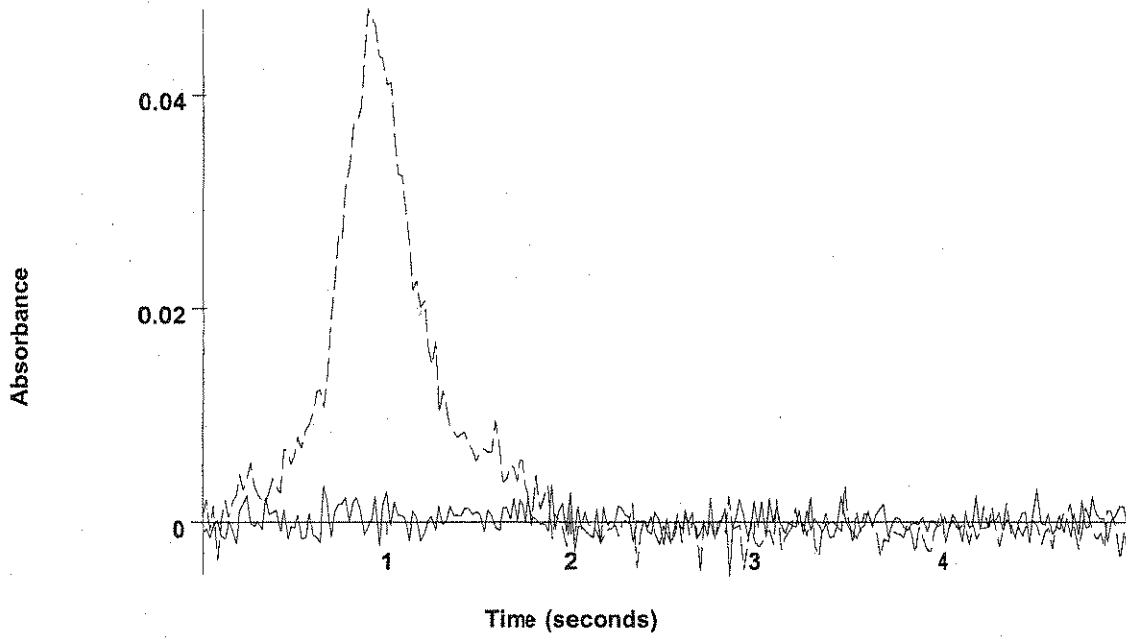


2 -0.1 -0.1 -0.0003 0.0006 0.0056 -0.0008 0.0046 01:01:33 Yes
 Mean: -0.2 -0.2 -0.0003
 SD : 0.03 0.03 0.0001
 %RSD: 19.30 19.30 17.31
 QC value within specified limits.

=====
 Element: Tl Seq. No.: 37 AS Loc.: 1 Date: 07/18/2006
 Sample ID: bg61308-blk1
 µL dispensed: 10 from 148, 5 from 147, 15 from 1
 =====

Repl #	SampleConc µg/L	StndConc µg/L	BlkCorr Signal	Peak Area	Peak Height	Bkgnd Area	Bkgnd Height	Time	Peak Stored
1	0.2	0.2	0.0003	0.0011	0.0046	0.0004	0.0044	01:04:22	Yes

TI



 0607120-06
 (Replicate 1)
 (AA)

 0607120-06
 (Replicate 1)
 (BG)

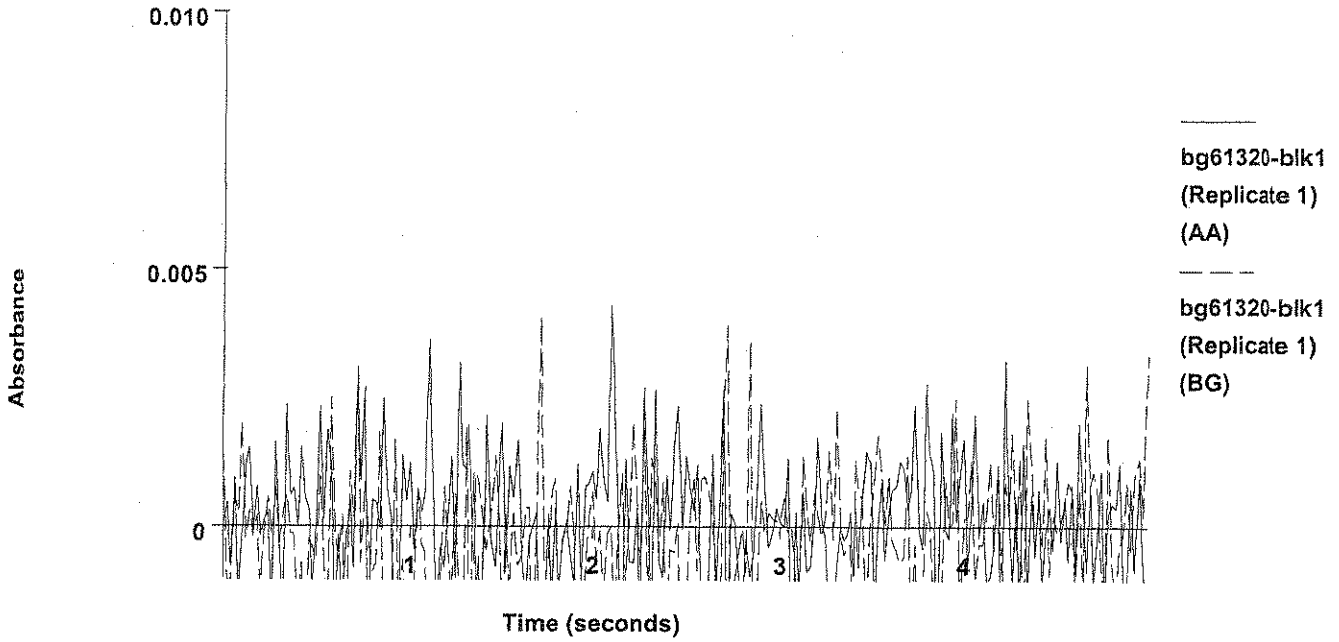
2	-0.6	-0.6	-0.0010	-0.0002	0.0045	0.0270	0.0498	01:30:12	Yes
Mean:	-0.4	-0.4	-0.0006						
SD :	0.33	0.33	0.0005						
%RSD:	85.55	85.55	81.39						

ND

=====
 Element: TI Seq. No.: 42 AS Loc.: 9 Date: 07/18/2006
 Sample ID: bg61320-blk1
 µL dispensed: 10 from 148, 5 from 147, 15 from 9

Repl #	SampleConc µg/L	StdConc µg/L	BlnkCorr Signal	Peak Area	Peak Height	Bkgnd Area	Bkgnd Height	Time	Peak Stored
1	0.0	0.0	0.0000	0.0009	0.0043	-0.0006	0.0041	01:33:03	Yes

Tl



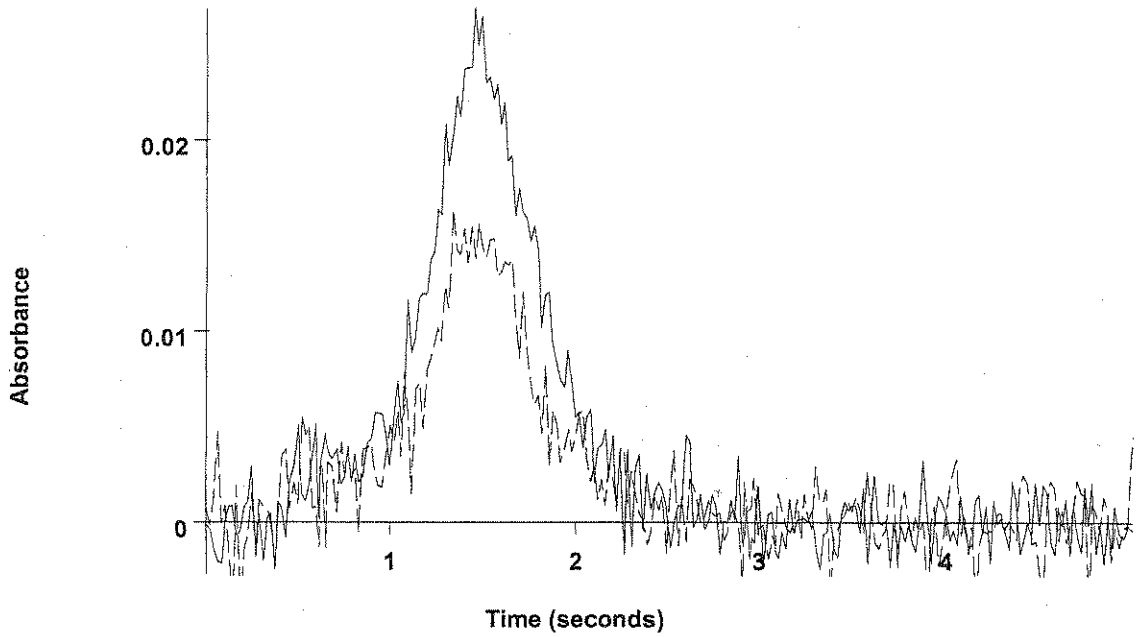
2	-1.0	-1.0	-0.0017	-0.0009	0.0046	-0.0001	0.0037	01:35:54	Yes
Mean:	-0.5	-0.5	-0.0008						
SD :	0.77	0.77	0.0012						
%RSD:	152.0	152.0	146.30						

AD

=====
 Element: Tl Seq. No.: 43 AS Loc.: 9 Date: 07/18/2006
 Sample ID: bg61320-blk1
 µL dispensed: 7 from 148, 5 from 147, 3 from 131, 15 from 9
 =====

Repl #	SampleConc µg/L	StndConc µg/L	BlnkCorr Signal	Peak Area	Peak Height	Bkgnd Area	Bkgnd Height	Time	Peak Stored
1	11.1	11.1	0.0177	0.0186	0.0269	0.0122	0.0164	01:38:53	Yes

Tl



 bg61320-blk1
 (Replicate 1)
 (AA)

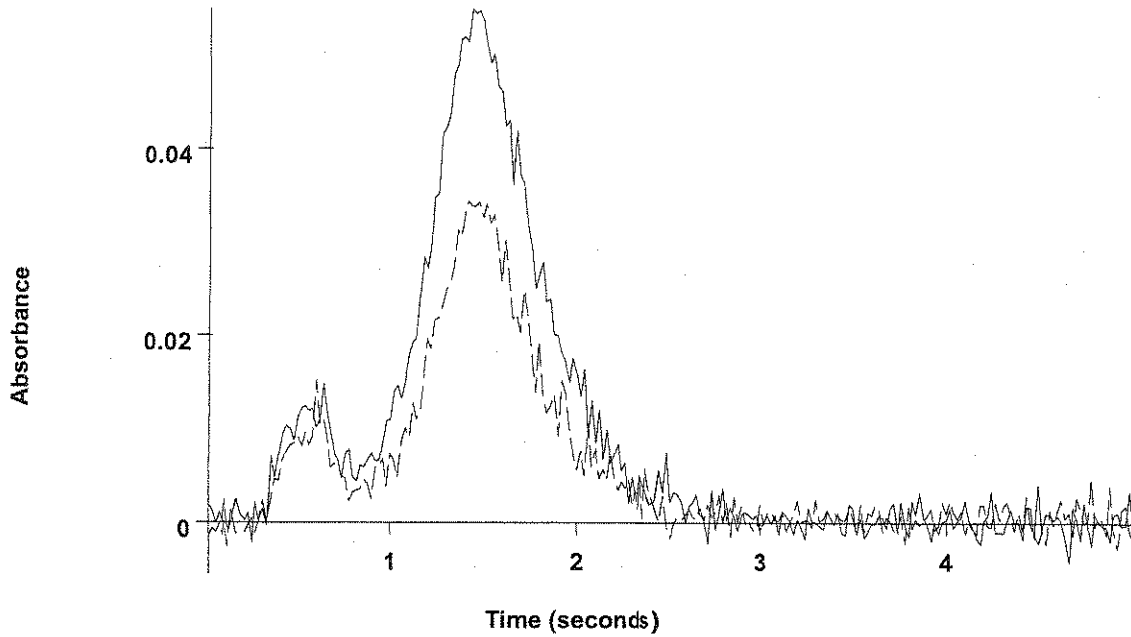
 bg61320-blk1
 (Replicate 1)
 (BG)

2 11.6 11.6 0.0185 0.0193 0.0280 0.0115 0.0160 01:41:52 Yes
 Mean: 11.4 11.4 0.0181
 SD : 0.35 0.35 0.0006
 %RSD: 3.06 3.06 3.07 ✓
 Recovery for Tl = 113.6 % within 85 % to 115 %

=====
 Element: Tl Seq. No.: 44 AS Loc.: 10 Date: 07/18/2006
 Sample ID: bg61320-bs1 x20
 µL dispensed: 10 from 148, 5 from 147, 15 from 10
 =====

Repl #	SampleConc µg/L	StrndConc µg/L	BlnkCorr Signal	Peak Area	Peak Height	Bkgnd Area	Bkgnd Height	Time	Peak Stored
1	27.0	27.0	0.0431	0.0440	0.0549	0.0280	0.0344	01:44:43	Yes

Tl



 bg61320-bs1 x20
 (Replicate 1)
 (AA)

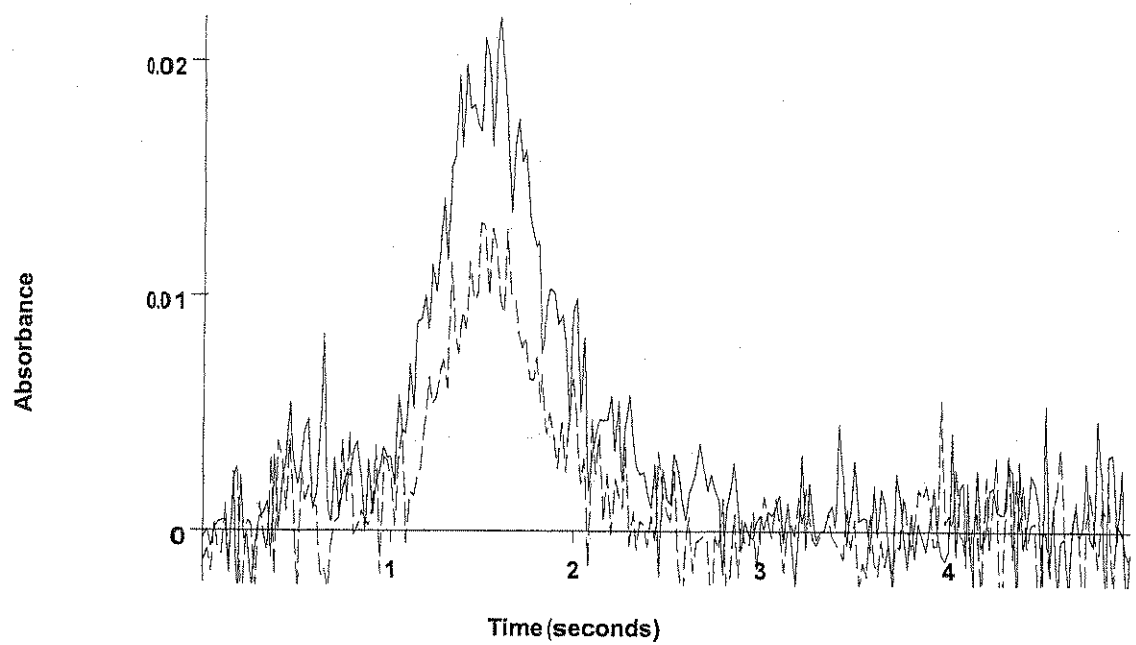
 bg61320-bs1 x20
 (Replicate 1)
 (BG)

2 25.3 25.3 0.0404 0.0412 0.0477 0.0246 0.0304 01:47:34 Yes
 Mean: 26.1 26.1 0.0418
 SD : 1.22 1.22 0.0020
 %RSD: 4.67 4.67 4.68
 Result for Tl is greater than 100 percent of calibration range.

=====
 Element: Tl Seq. No.: 45 AS Loc.: 10 Date: 07/18/2006
 Sample ID: bg61320-bs1 x20
 µL dispensed: 20 from 148, 5 from 147, 5 from 10

Repl #	SampleConc µg/L	StdConc µg/L	BlkCorr Signal	Peak Area	Peak Height	Bkgnd Area	Bkgnd Height	Time	Peak Stored
1	32.1	10.7	0.0170	0.0179	0.0219	0.0079	0.0131	01:50:24	Yes

Tl



 bg61320-bs1 x20
 (Replicate 1)
 (AA)

 bg61320-bs1 x20
 (Replicate 1)
 (BG)

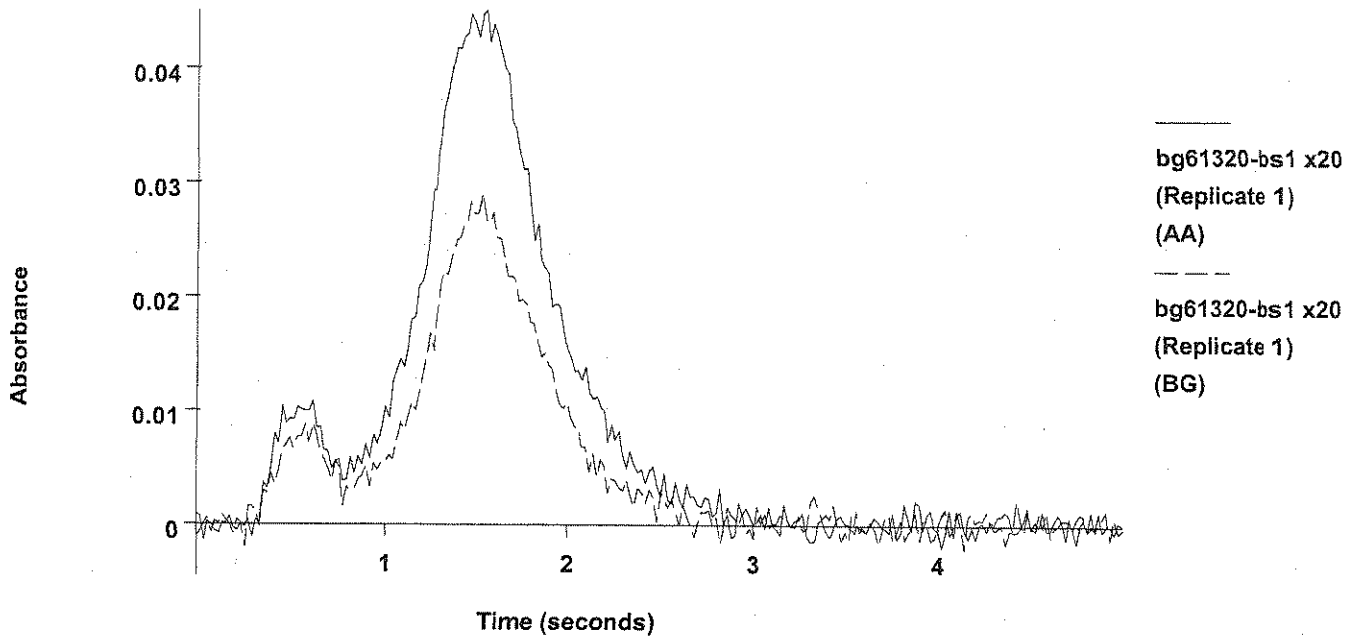
2.	29.0	9.7	0.0154	0.0163	0.0196	0.0102	0.0126	01:53:14	Yes
Mean:	30.5	10.2	0.0162						
SD :	2.16	0.72	0.0012						
%RSD:	7.08	7.08	7.09						

X60 1226

=====
 Element: Tl Seq. No.: 46 AS Loc.: 11 Date: 07/18/2006
 Sample ID: bg61320-bs1 x20
 µL dispensed: 10 from 148, 5 from 147, 15 from 11
 =====

Repl #	SampleConc µg/L	StndConc µg/L	BlnkCorr Signal	Peak Area	Peak Height	Bkgnd Area	Bkgnd Height	Time	Peak Stored
1	24.4	24.4	0.0389	0.0398	0.0451	0.0245	0.0291	01:56:06	Yes

TI



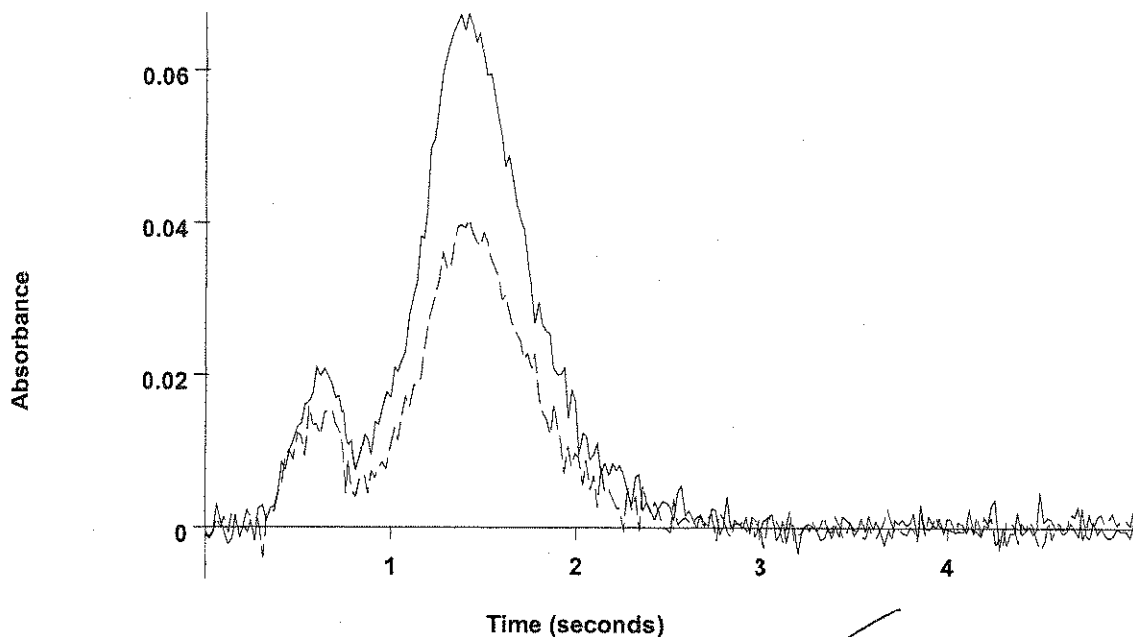
2	23.3	23.3	0.0372	0.0381	0.0430	0.0245	0.0259	01:58:57	Yes
Mean:	23.8	23.8	0.0381						
SD :	0.75	0.75	0.0012						
%RSD:	3.14	3.14	3.14						

92%

=====
 Element: Tl Seq. No.: 47 AS Loc.: 12 Date: 07/18/2006
 Sample ID: bg61320-srml x50
 µL dispensed: 10 from 148, 5 from 147, 15 from 12
 =====

Repl #	SampleConc µg/L	StndConc µg/L	BlkCarr Signal	Peak Area	Peak Height	Bkgnd Area	Bkgnd Height	Time	Peak Stored
1	34.0	34.0	0.0543	0551	0.0674	0.0337	0.0405	02:01:46	Yes

Tl



 bg61320-srm1 x50
 (Replicate 1)
 (AA)

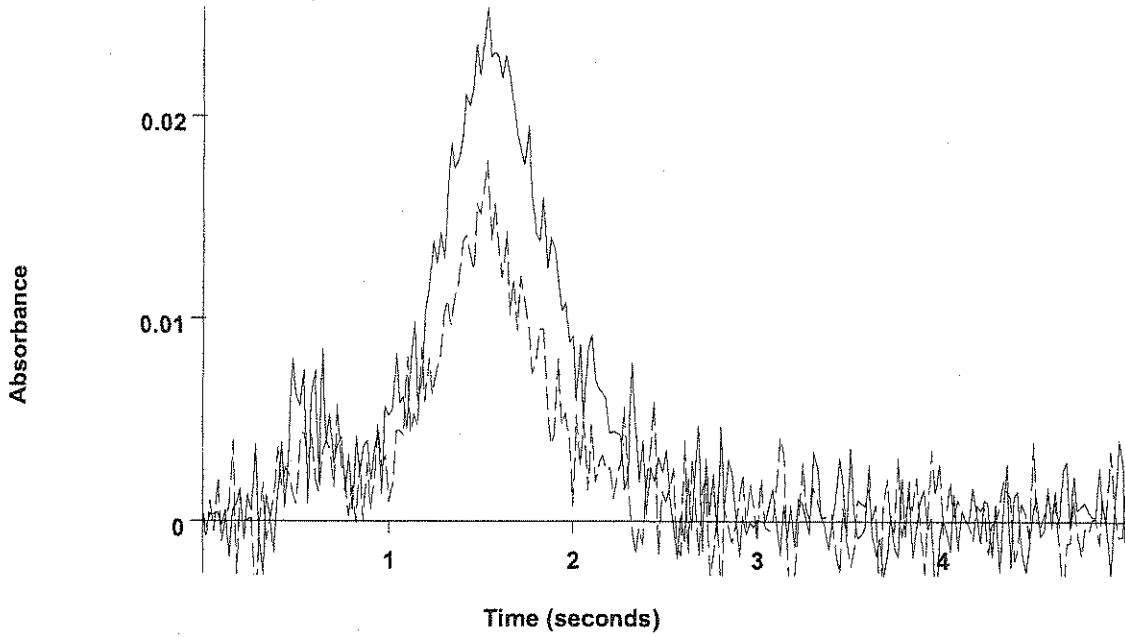
 bg61320-srm1 x50
 (Replicate 1)
 (BG)

Sample absorbance is greater than that of the highest standard.
 2 31.9 31.9 0.0510 0.0518 0.0647 0.0320 0.0397 02:04:37 Yes
 Sample absorbance is greater than that of the highest standard.
 Mean: 32.9 32.9 0.0526
 SD : 1.45 1.45 0.0023
 %RSD: 4.41 4.41 4.41
 Sample absorbance is greater than that of the highest standard.
 Result for Tl is greater than 100 percent of calibration range.

=====
 Element: Tl Seq. No.: 48 AS Loc.: 12 Date: 07/18/2006
 Sample ID: bg61320-srm1 x50
 µL dispensed: 20 from 148, 5 from 147, 5 from 12

Repl #	SampleConc µg/L	StndConc µg/L	BlkCorr Signal	Peak Area	Peak Height	Bkgnd Area	Bkgnd Height	Time	Peak Stored
1	37.9	12.6	0.0201	0.0210	0.0254	0.0124	0.0178	02:07:26	Yes

TI



 bg61320-srm1 x50
 (Replicate 1)
 (AA)

 bg61320-srm1 x50
 (Replicate 1)
 (BG)

2	33.8	11.3	0.0180	0.0188	0.0264	0.0108	0.0153	02:10:16	Yes
Mean:	35.8	11.9	0.0191						
SD :	2.87	0.96	0.0015						
%RSD:	8.01	8.01	8.02						

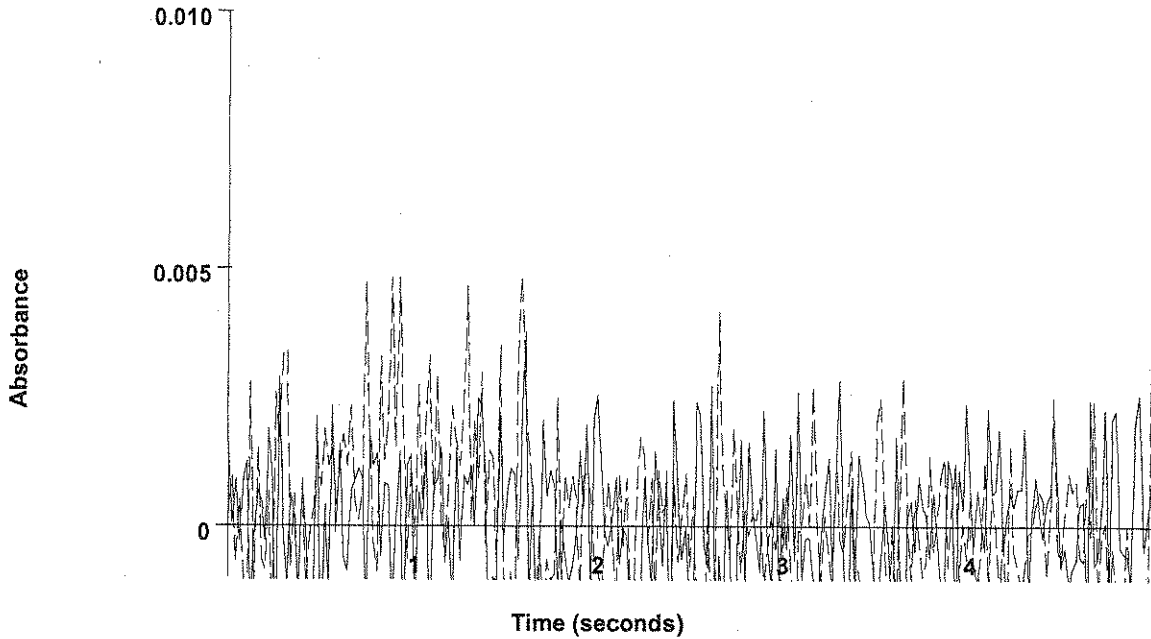
X150

$\frac{11.9(150)100}{1} / 1000 = 178.5$

=====
 Element: Tl Seq. No.: 49 AS Loc.: 13 Date: 07/18/2006
 Sample ID: 0607134-01 x5
 µL dispensed: 10 from 148, 5 from 147, 15 from 13
 =====

Repl #	SampleConc µg/L	StndConc µg/L	BlkCorr Signal	Peak Area	Peak Height	Bkgnd Area	Bkgnd Height	Time	Peak Stored
1	-0.1	-0.1	-0.0001	0.0007	0.0038	0.0013	0.0049	02:13:06	Yes

TI



 0607134-01 x5
 (Replicate 1)
 (AA)

 0607134-01 x5
 (Replicate 1)
 (BG)

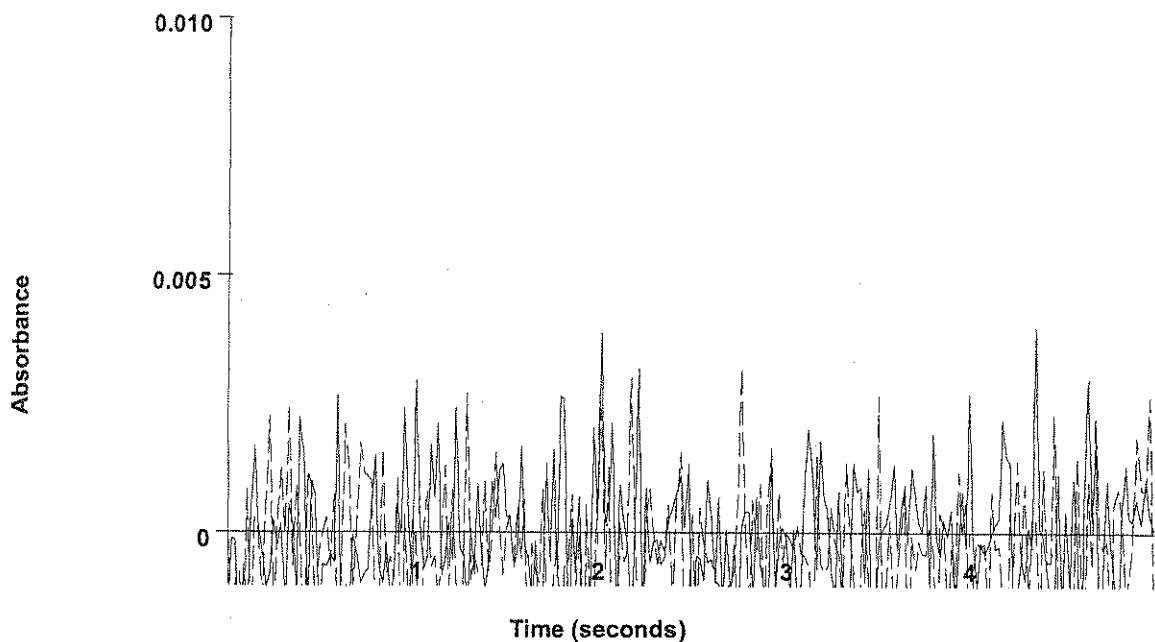
2	-0.9	-0.9	-0.0015	-0.0007	0.0042	0.0003	0.0053	02:15:57	Yes
Mean:	-0.5	-0.5	-0.0008						
SD :	0.62	0.62	0.0010						
%RSD:	121.6	121.6	117.10						

M

=====
 Element: Tl Seq. No.: 50 AS Loc.: 14 Date: 07/18/2006
 Sample ID: 0607134-02 x5
 µL dispensed: 10 from 148, 5 from 147, 15 from 14

Repl #	SampleConc µg/L	StndConc µg/L	BlkCorr Signal	Peak Area	Peak Height	Bkgnd Area	Bkgnd Height	Time	Peak Stored
1	-0.6	-0.6	-0.0009	-0.0001	0.0040	-0.0019	0.0032	02:18:47	Yes

TI



 0607134-02 x5
 (Replicate 1)
 (AA)

 0607134-02 x5
 (Replicate 1)
 (BG)

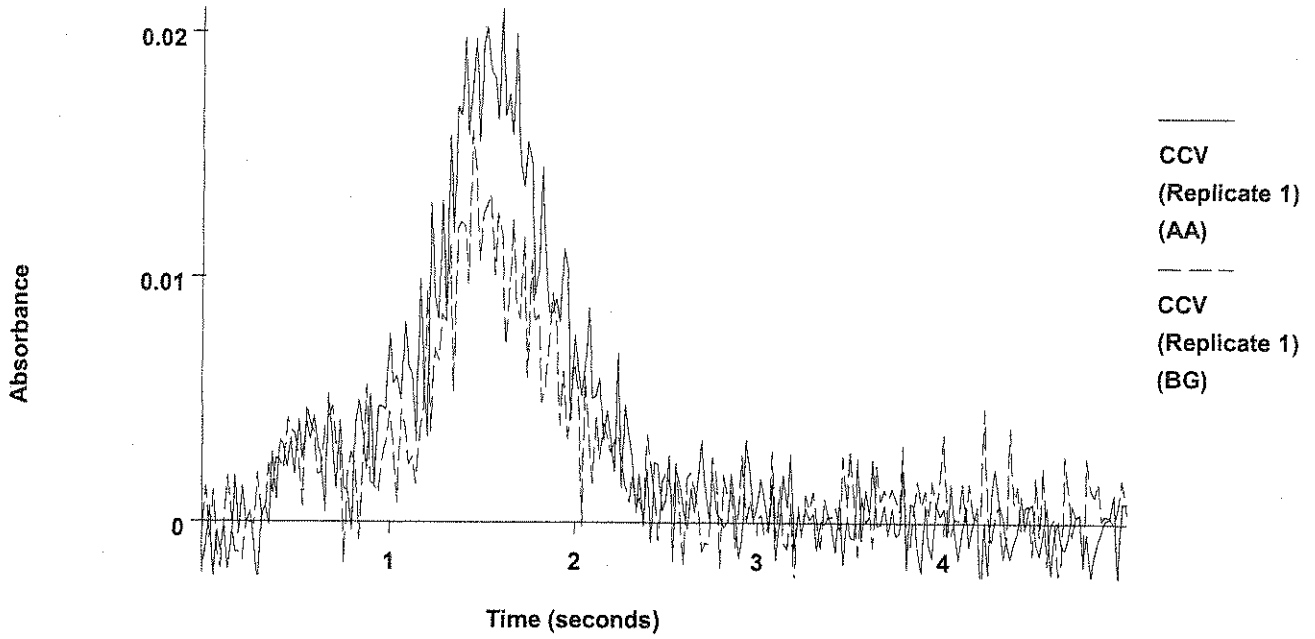
2	0.3	0.3	0.0005	0.0013	0.0041	-0.0010	0.0040	02:21:37	Yes
Mean:	-0.1	-0.1	-0.0002						
SD :	0.64	0.64	0.0010						
%RSD:	563.5	563.5	480.60						

M

=====
 Element: Tl Seq. No.: 51 AS Loc.: 124 Date: 07/18/2006
 Sample ID: CCV
 µL dispensed: 10 from 148, 5 from 147, 15 from 124

Repl #	SampleConc µg/L	StndConc µg/L	BlkCorr Signal	Peak Area	Peak Height	Bkgnd Area	Bkgnd Height	Time	Peak Stored
1	9.7	9.7	0.0154	0.0163	0.0210	0.0124	0.0160	02:24:27	Yes

Tl

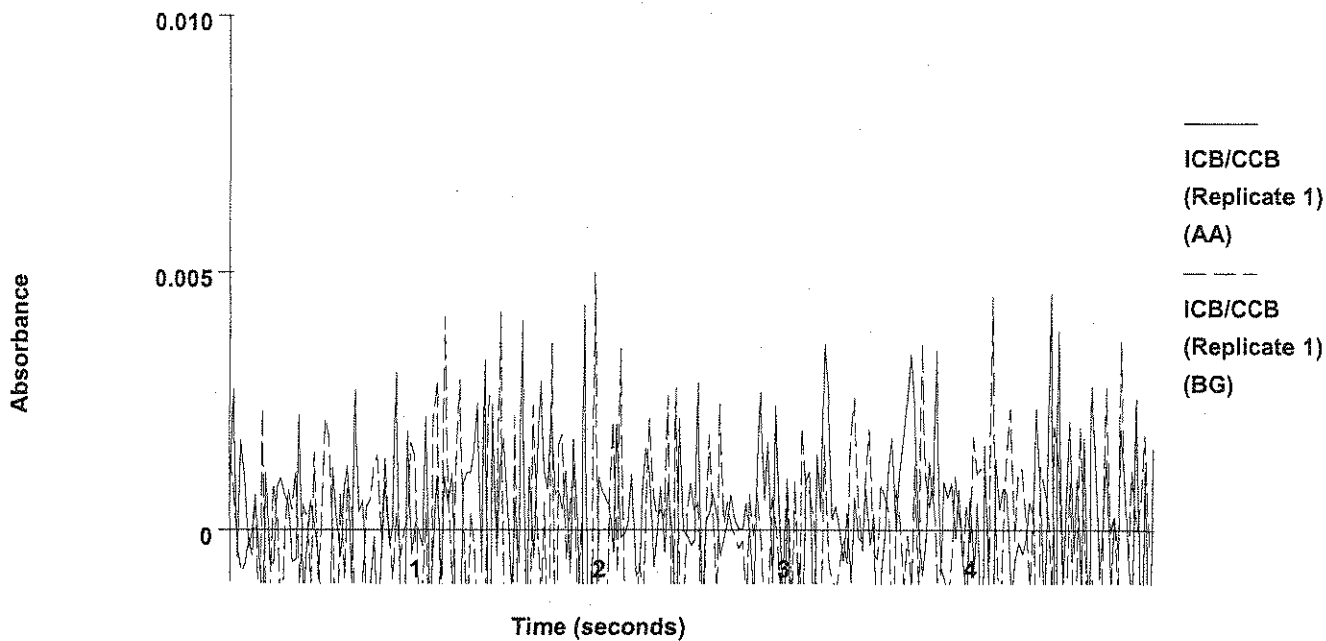


2 9.8 9.8 0.0156 0.0165 0.0235 0.0106 0.0156 02:27:20 Yes
 Mean: 9.7 9.7 0.0155
 SD : 0.09 0.09 0.0001
 %RSD: 0.91 0.91 0.91 ✓
 QC value within specified limits.

=====
 Element: Tl Seq. No.: 52 AS Loc.: 148 Date: 07/18/2006
 Sample ID: ICB/CCB
 µL dispensed: 10 from 148, 5 from 147, 15 from 148
 =====

Repl #	SampleConc µg/L	StndConc µg/L	BlnkCorr Signal	Peak Area	Peak Height	Bkgnd Area	Bkgnd Height	Time	Peak Stored
1	0.2	0.2	0.0003	0.0012	0.0046	0.0000	0.0050	02:30:10	Yes

Tl

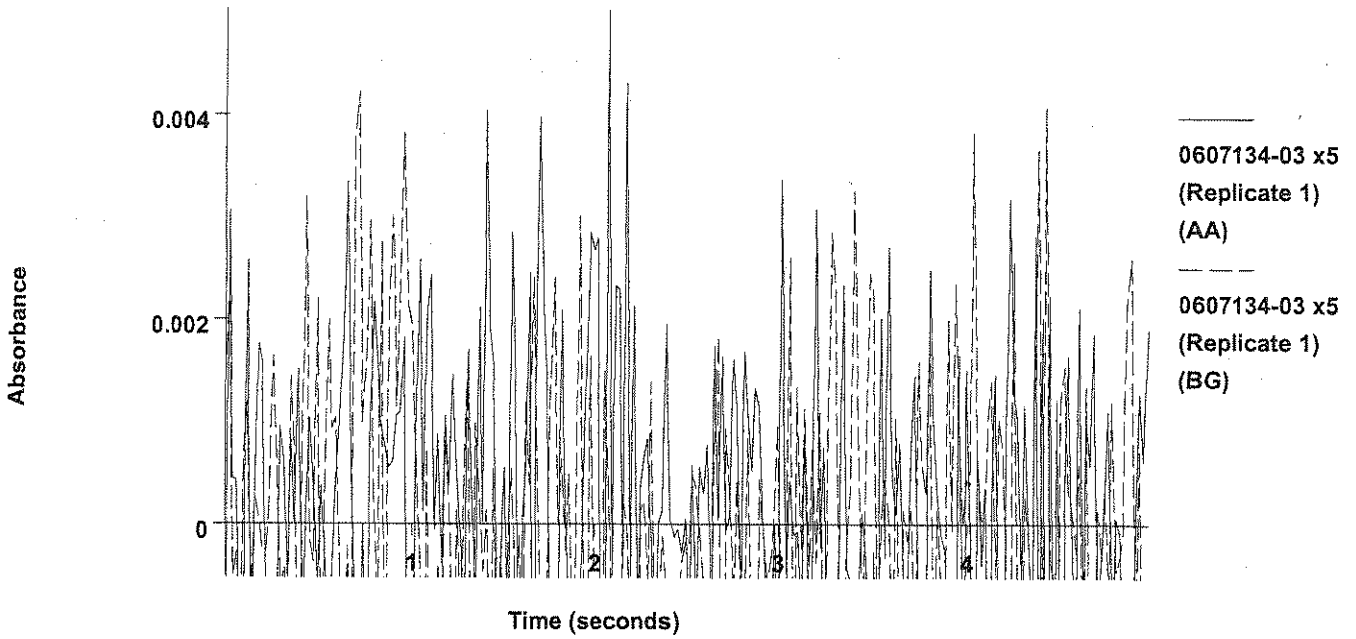


2 -0.5 -0.5 -0.0009 -0.0001 0.0037 0.0013 0.0059 02:33:00 Yes
 Mean: -0.2 -0.2 -0.0003
 SD : 0.54 0.54 0.0009
 %RSD: 342.8 342.8 304.95
 QC value within specified limits.

=====
 Element: Tl Seq. No.: 53 AS Loc.: 15 Date: 07/18/2006
 Sample ID: 0607134-03 x5
 µL dispensed: 10 from 148, 5 from 147, 15 from 15
 =====

Repl #	SampleConc µg/L	StndConc µg/L	Blncorr Signal	Peak Area	Peak Height	Bkgnd Area	Bkgnd Height	Time	Peak Stored
1	0.2	0.2	0.0003	0.0011	0.0050	0.0002	0.0042	02:35:50	Yes

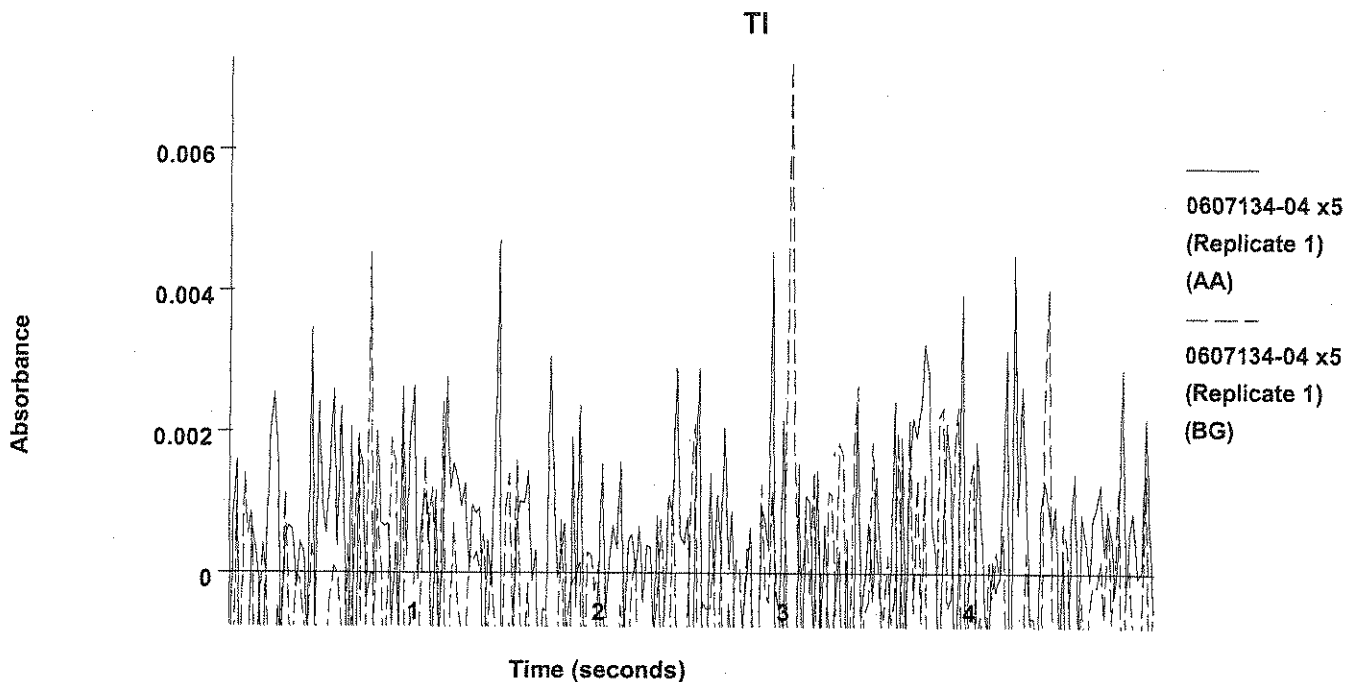
TI



2	-0.1	-0.1	-0.0002	0.0006	0.0029	-0.0005	0.0020	02:38:39	Yes
Mean:	0.0	0.0	0.0000						
SD :	0.21	0.21	0.0003						
%RSD:	846.7	846.7	3851.78						

=====
 Element: TI Seq. No.: 54 AS Loc.: 16 Date: 07/18/2006
 Sample ID: 0607134-04 x5
 µL dispensed: 10 from 148, 5 from 147, 15 from 16
 =====

Repl #	SampleConc µg/L	StndConc µg/L	BlnkCorr Signal	Peak Area	Peak Height	Bkgnd Area	Bkgnd Height	Time	Peak Stored
1	0.4	0.4	0.0006	0.0014	0.0047	-0.0016	0.0073	02:41:30	Yes

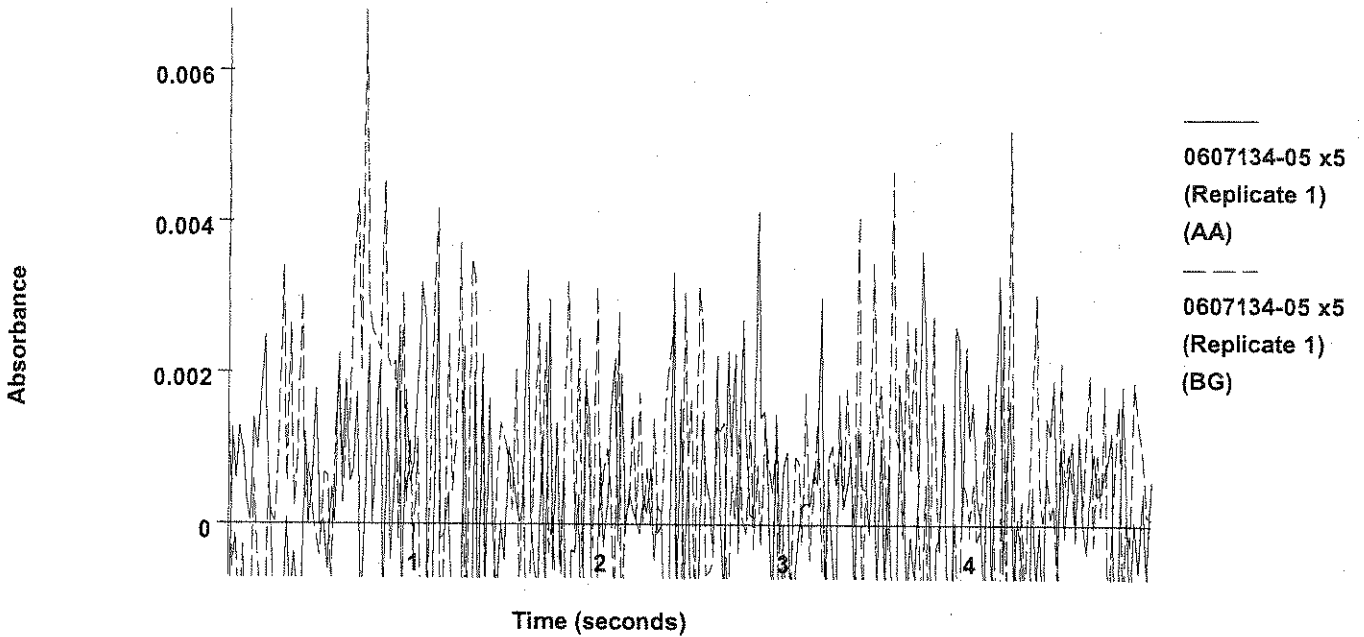


2	-1.4	-1.4	-0.0023	-0.0014	0.0041	0.0008	0.0044	02:44:21	Yes
Mean:	-0.5	-0.5	-0.0009						
SD :	1.25	1.25	0.0020						
%RSD:	243.0	243.0	234.01						

=====
 Element: Tl Seq. No.: 55 AS Loc.: 17 Date: 07/18/2006
 Sample ID: 0607134-05 x5
 µL dispensed: 10 from 148, 5 from 147, 15 from 17
 =====

Repl #	SampleConc µg/L	StndConc µg/L	BlnkCorr Signal	Peak Area	Peak Height	Bkgnd Area	Bkgnd Height	Time	Peak Stored
1	0.4	0.4	0.0007	0.0015	0.0041	0.0033	0.0068	02:47:10	Yes

Tl

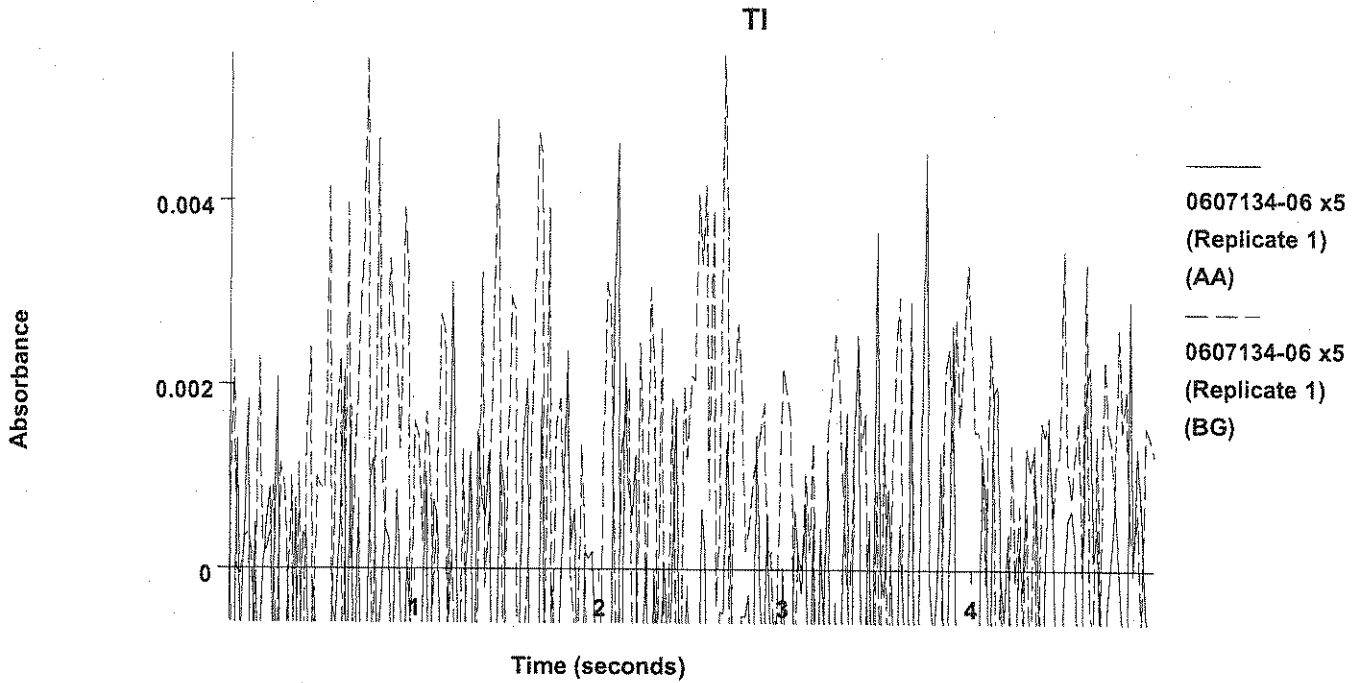


2	-0.7	-0.7	-0.0011	-0.0003	0.0042	0.0046	0.0068	02:50:00	Yes
Mean:	-0.1	-0.1	-0.0002						
SD :	0.80	0.80	0.0013						
%RSD:	662.6	662.6	569.35						

u

=====
 Element: Tl Seq. No.: 56 AS Loc.: 18 Date: 07/18/2006
 Sample ID: 0607134-06 x5
 µL dispensed: 10 from 148, 5 from 147, 15 from 18
 =====

Repl #	SampleConc µg/L	StndConc µg/L	BlkCorr Signal	Peak Area	Peak Height	Bkgnd Area	Bkgnd Height	Time	Peak Stored
1	-1.6	-1.6	-0.0027	-0.0018	0.0046	0.0040	0.0056	02:52:51	Yes

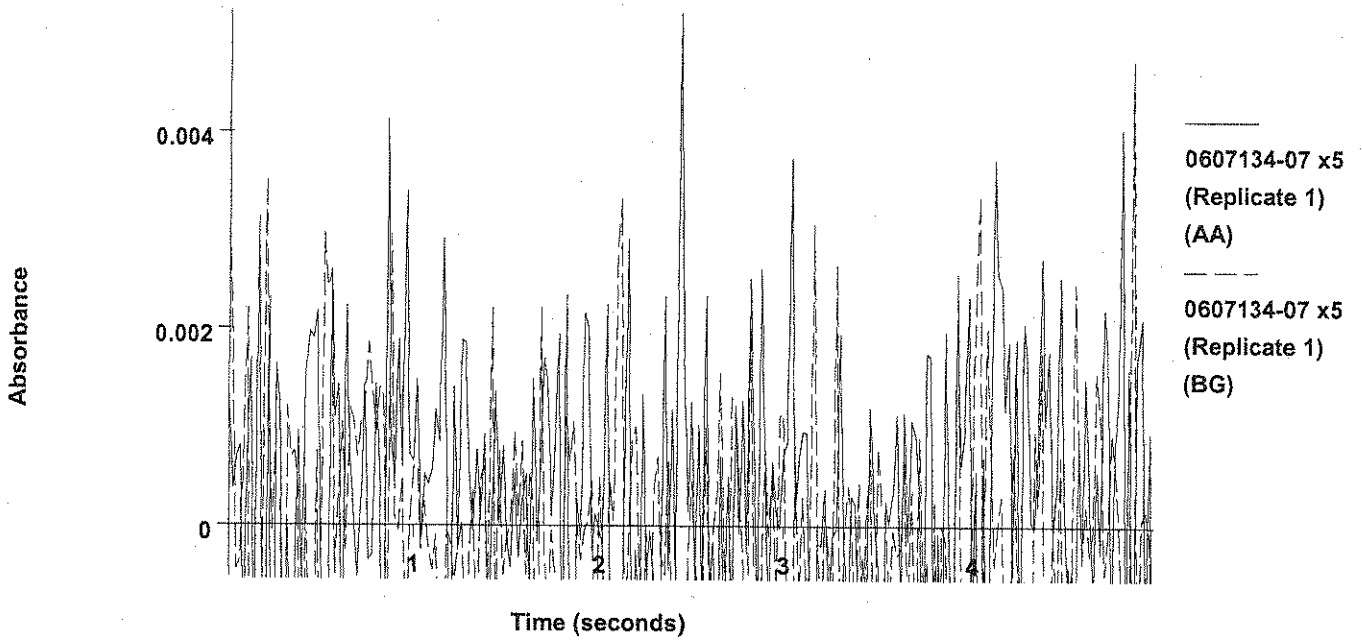


2	-0.3	-0.3	-0.0005	0.0003	0.0048	0.0001	0.0049	02:55:42	Yes
Mean:	-1.0	-1.0	-0.0016						
SD :	0.96	0.96	0.0015						
%RSD:	99.45	99.45	97.46						

=====
 Element: Tl Seq. No.: 57 AS Loc.: 19 Date: 07/18/2006
 Sample ID: 0607134-07 x5
 µL dispensed: 10 from 148, 5 from 147, 15 from 19
 =====

Repl #	SampleConc µg/L	StndConc µg/L	BlnkCorr Signal	Peak Area	Peak Height	Bkgnd Area	Bkgnd Height	Time	Peak Stored
1	0.6	0.6	0.0010	0.0018	0.0052	-0.0005	0.0047	02:58:32	Yes

TI



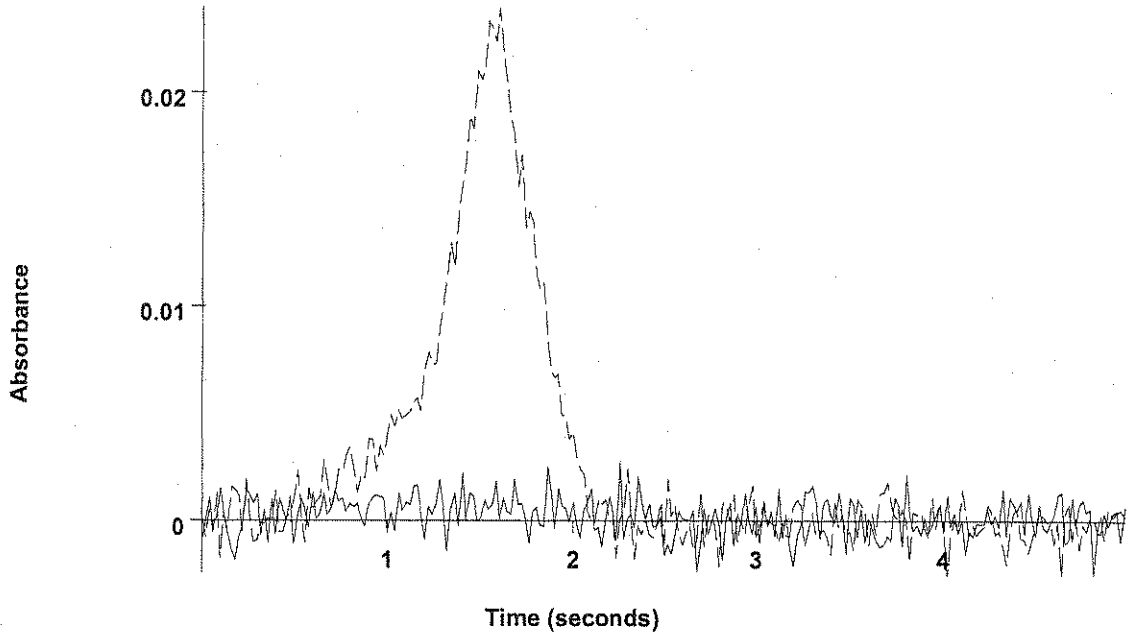
2	1.3	1.3	0.0021	0.0029	0.0053	-0.0003	0.0043	03:01:22	Yes
Mean:	1.0	1.0	0.0015						
SD :	0.51	0.51	0.0008						
%RSD:	51.94	51.94	53.01						

Handwritten mark

=====
 Element: Tl Seq. No.: 58 AS Loc.: 20 Date: 07/18/2006
 Sample ID: 0607134-08 x5
 µL dispensed: 10 from 148, 5 from 147, 15 from 20
 =====

Repl #	SampleConc µg/L	StndConc µg/L	BlnkCorr Signal	Peak Area	Peak Height	Bkgnd Area	Bkgnd Height	Time	Peak Stored
1	0.1	0.1	0.0002	0.0010	0.0028	0.0130	0.0240	03:04:13	Yes

Tl



 0607134-08 x5
 (Replicate 1)
 (AA)

 0607134-08 x5
 (Replicate 1)
 (BG)

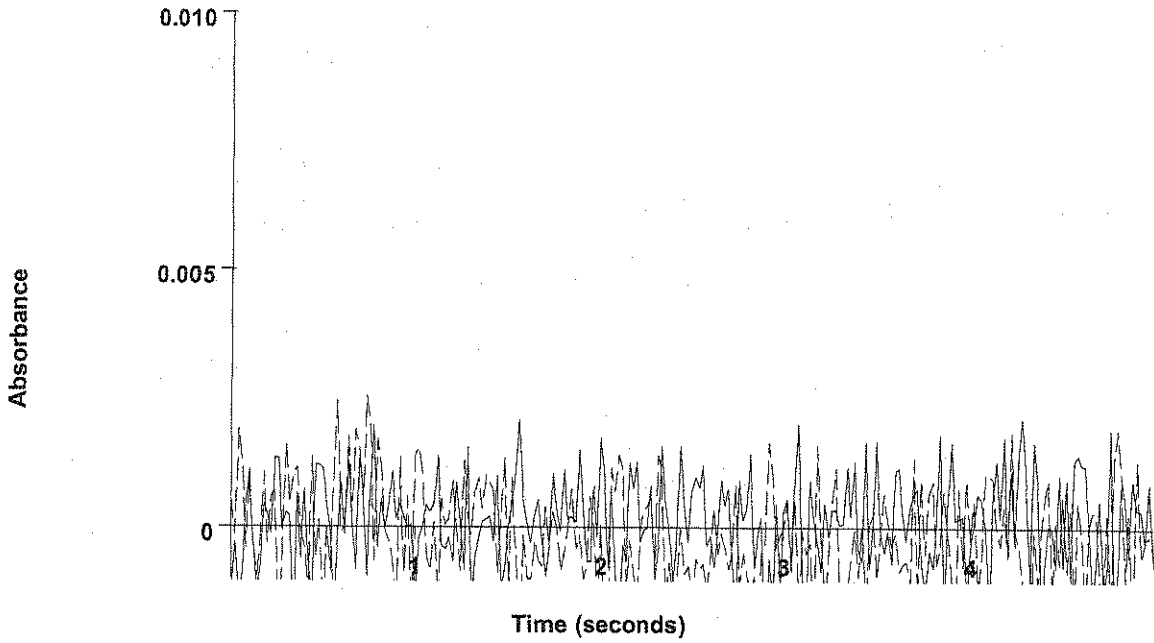
2	-0.4	-0.4	-0.0006	0.0002	0.0057	0.0131	0.0198	03:07:03	Yes
Mean:	-0.1	-0.1	-0.0002						
SD :	0.35	0.35	0.0006						
%RSD:	288.2	288.2	248.15						

W

=====
 Element: Tl Seq. No.: 59 AS Loc.: 21 Date: 07/18/2006
 Sample ID: 0607134-09 x5
 µL dispensed: 10 from 148, 5 from 147, 15 from 21

Repl #	SampleConc µg/L	StndConc µg/L	BlnkCorr Signal	Peak Area	Peak Height	Bkgnd Area	Bkgnd Height	Time	Peak Stored
1	-0.1	-0.1	-0.0002	0.0006	0.0021	-0.0005	0.0026	03:09:53	Yes

TI



0607134-09 x5
 (Replicate 1)
 (AA)

0607134-09 x5
 (Replicate 1)
 (BG)

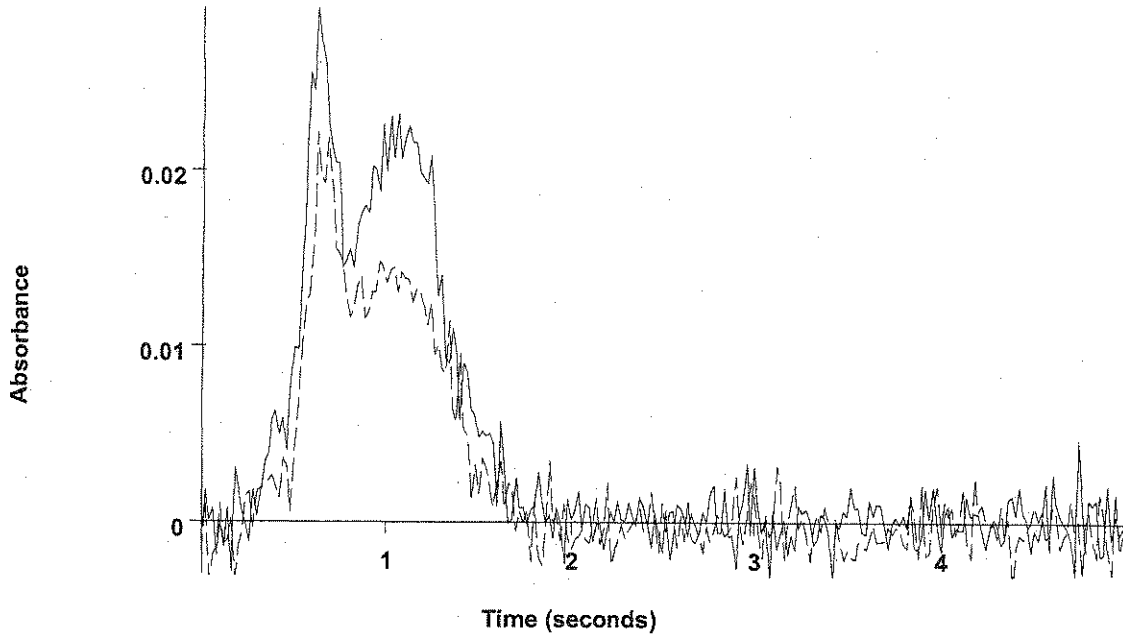
2	-0.2	-0.2	-0.0003	0.0005	0.0023	0.0004	0.0023	03:12:44	Yes
Mean:	-0.2	-0.2	-0.0003						
SD :	0.04	0.04	0.0001						
%RSD:	28.54	28.54	25.30						

RD

=====
 Element: Tl Seq. No.: 60 AS Loc.: 21 Date: 07/18/2006
 Sample ID: 0607134-09 x5
 µL dispensed: 7 from 148, 5 from 147, 3 from 131, 15 from 21
 =====

Repl #	SampleConc µg/L	StndConc µg/L	BlkCorr Signal	Peak Area	Peak Height	Bkgnd Area	Bkgnd Height	Time	Peak Stored
1	11.7	11.7	0.0187	0.0195	0.0293	0.0120	0.0222	03:15:42	Yes

Tl



 0607134-09 x5
 (Replicate 1)
 (AA)

 0607134-09 x5
 (Replicate 1)
 (BG)

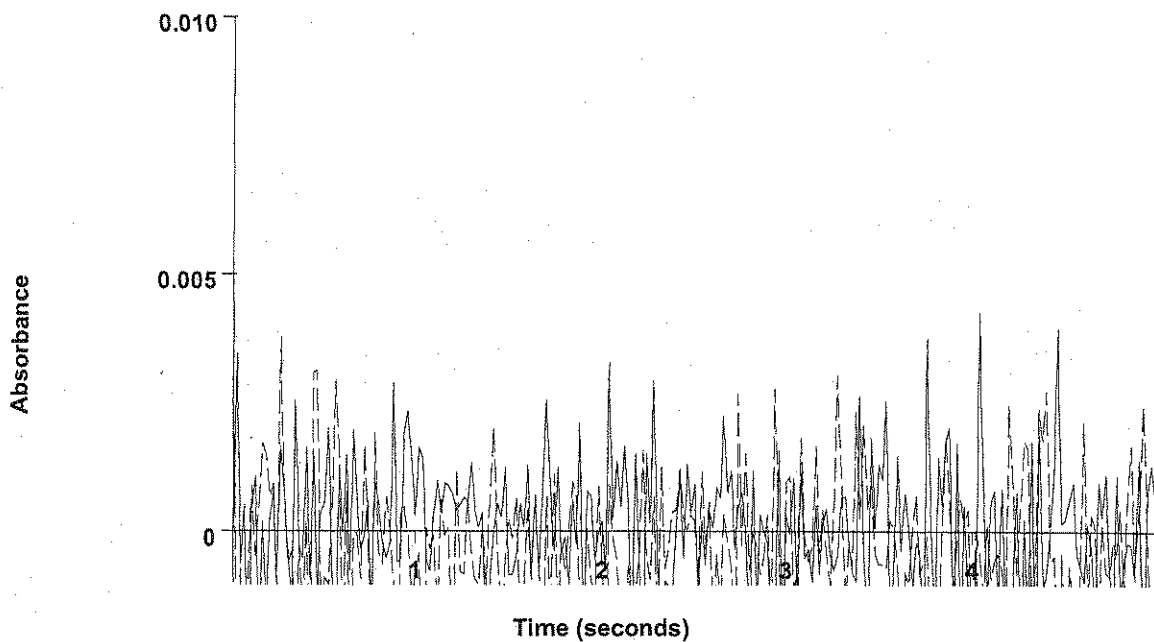
2	10.1	10.1	0.0161	0.0170	0.0262	0.0111	0.0191	03:18:39	Yes
Mean:	10.9	10.9	0.0174						
SD :	1.13	1.13	0.0018						
%RSD:	10.38	10.38	10.40						

Recovery for Tl = 109.2 % within 85 % to 115 % ✓

=====
 Element: Tl Seq. No.: 61 AS Loc.: 22 Date: 07/18/2006
 Sample ID: bg61320-dup1 x5
 µL dispensed: 10 from 148, 5 from 147, 15 from 22
 =====

Repl #	SampleConc µg/L	StdConc µg/L	BlkCorr Signal	Peak Area	Peak Height	Bkgnd Area	Bkgnd Height	Time	Peak Stored
1	-0.2	-0.2	-0.0004	0.0004	0.0043	-0.0014	0.0038	03:21:28	Yes

TI



 bg61320-dup1 x5
 (Replicate 1)
 (AA)

 bg61320-dup1 x5
 (Replicate 1)
 (BG)

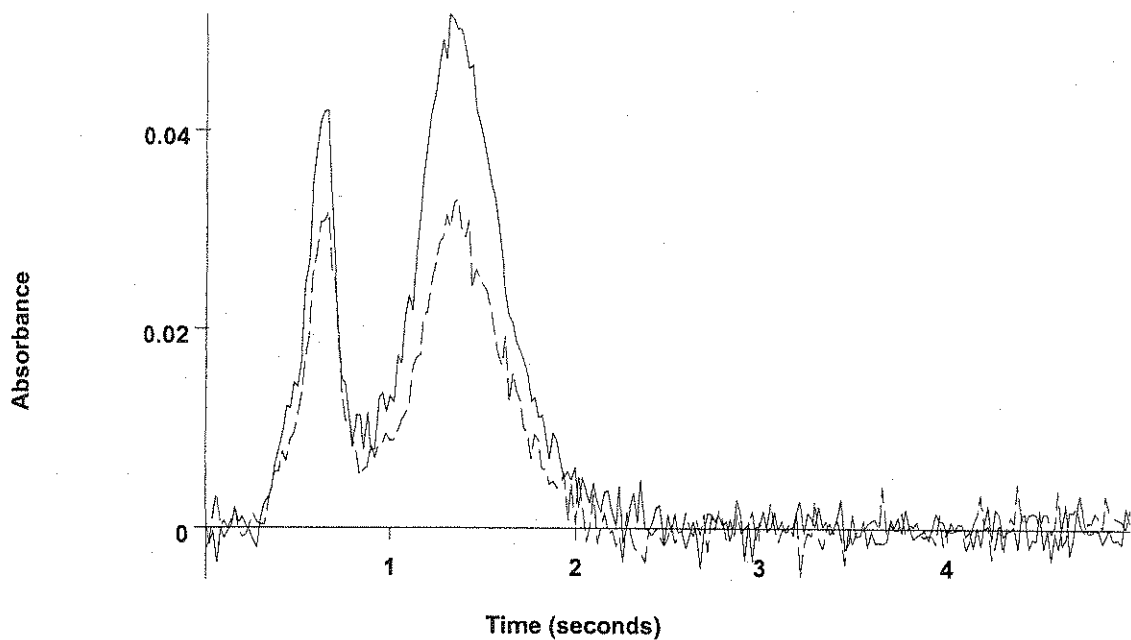
2	-0.9	-0.9	-0.0014	-0.0006	0.0050	0.0009	0.0046	03:24:18	Yes
Mean:	-0.6	-0.6	-0.0009						
SD :	0.45	0.45	0.0007						
%RSD:	81.22	81.22	78.46						

W

=====
 Element: Tl Seq. No.: 62 AS Loc.: 23 Date: 07/18/2006
 Sample ID: bg61320-ms1 x20
 µL dispensed: 10 from 148, 5 from 147, 15 from 23
 =====

Repl #	SampleConc µg/L	StndConc µg/L	BlkCorr Signal	Peak Area	Peak Height	Bkgnd Area	Bkgnd Height	Time	Peak Stored
1	24.4	24.4	0.0390	0.0398	0.0517	0.0261	0.0330	03:27:08	Yes

TI



 bg61320-ms1 x20
 (Replicate 1)
 (AA)

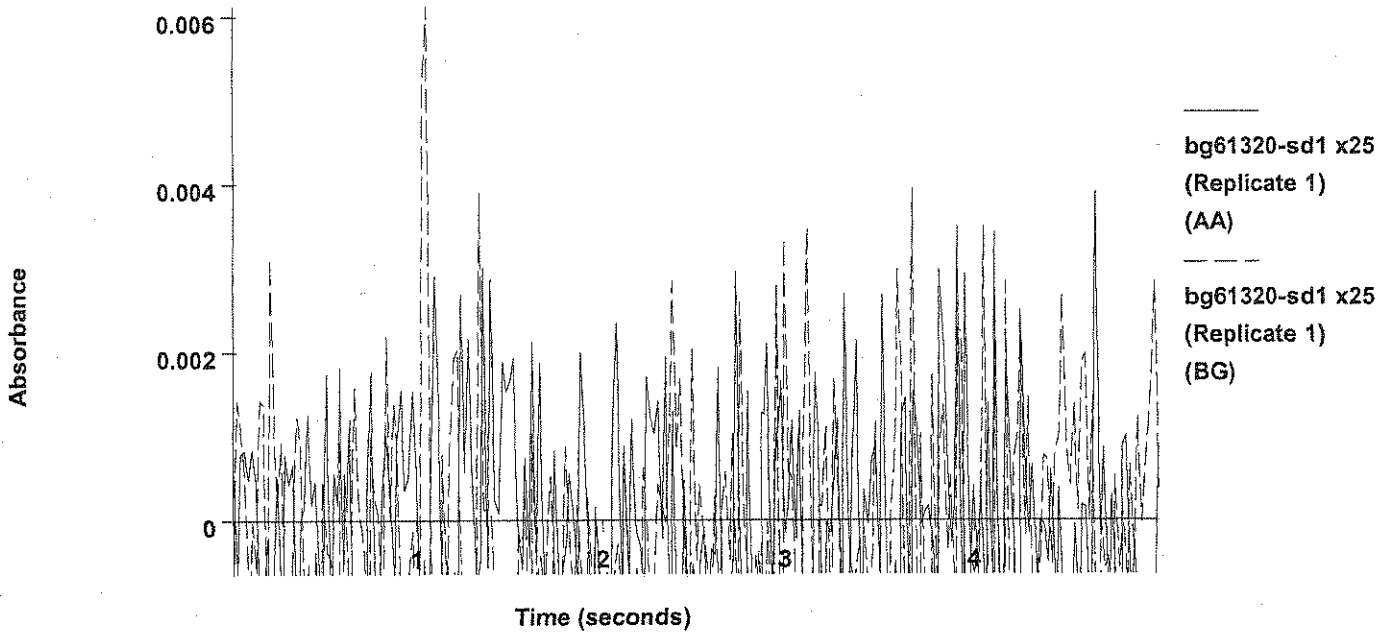
 bg61320-ms1 x20
 (Replicate 1)
 (BG)

2	24.5	24.5	0.0391	0.0399	0.0525	0.0244	0.0327	03:29:58	Yes
Mean:	24.4	24.4	0.0390						
SD :	0.05	0.05	0.0001						
%RSD:	0.20	0.20	0.20						

98%

=====
 Element: Tl Seq. No.: 63 AS Loc.: 24 Date: 07/18/2006
 Sample ID: bg61320-sd1 x25
 µL dispensed: 10 from 148, 5 from 147, 15 from 24

Repl #	SampleConc µg/L	StdConc µg/L	BlkCorr Signal	Peak Area	Peak Height	Bkgnd Area	Bkgnd Height	Time	Peak Stored
1	-0.3	-0.3	-0.0005	0.0003	0.0039	-0.0009	0.0061	03:32:47	Yes

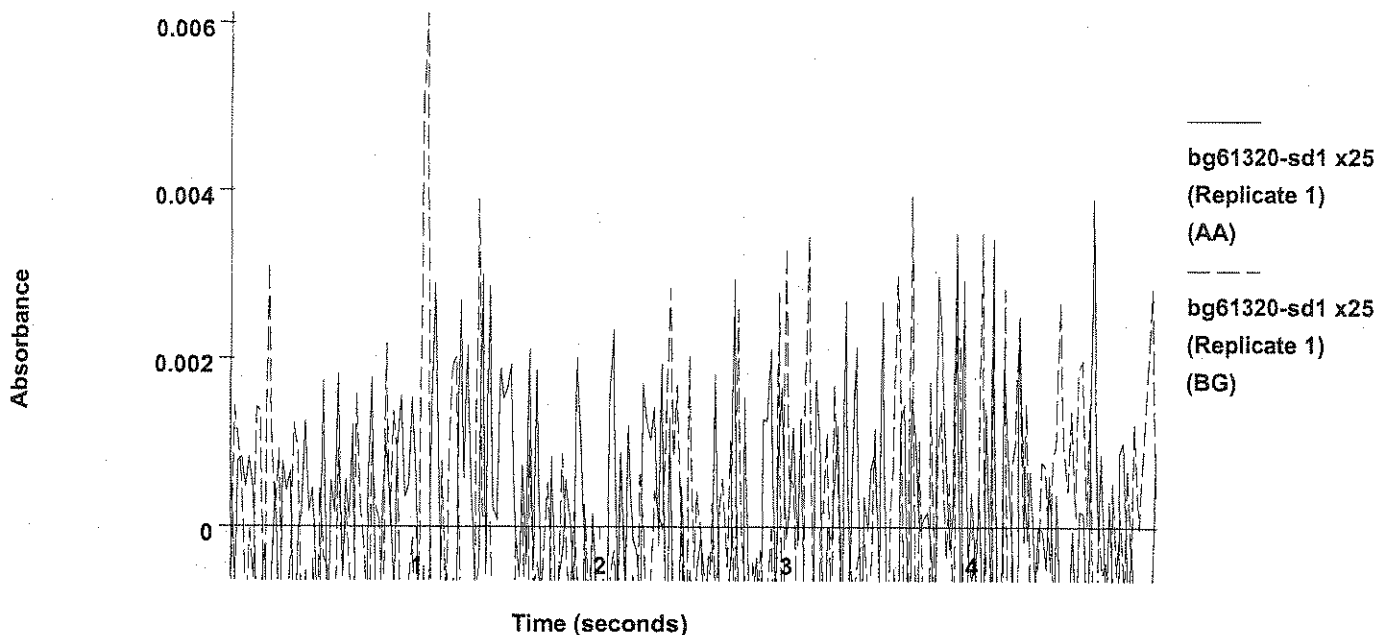


2	0.2	0.2	0.0003	0.0011	0.0036	-0.0015	0.0053	03:35:37	Yes
Mean:	0.0	0.0	-0.0001						
SD :	0.37	0.37	0.0006						
%RSD:	747.1	747.1	534.68						

=====
 Element: Tl Seq. No.: 64 AS Loc.: 124 Date: 07/18/2006
 Sample ID: CCV
 µL dispensed: 10 from 148, 5 from 147, 15 from 124
 =====

Repl #	SampleConc µg/L	StndConc µg/L	BlkCorr Signal	Peak Area	Peak Height	Bkgnd Area	Bkgnd Height	Time	Peak Stored
1	10.6	10.6	0.0170	0.0178	0.0218	0.0087	0.0136	03:38:28	Yes

T1



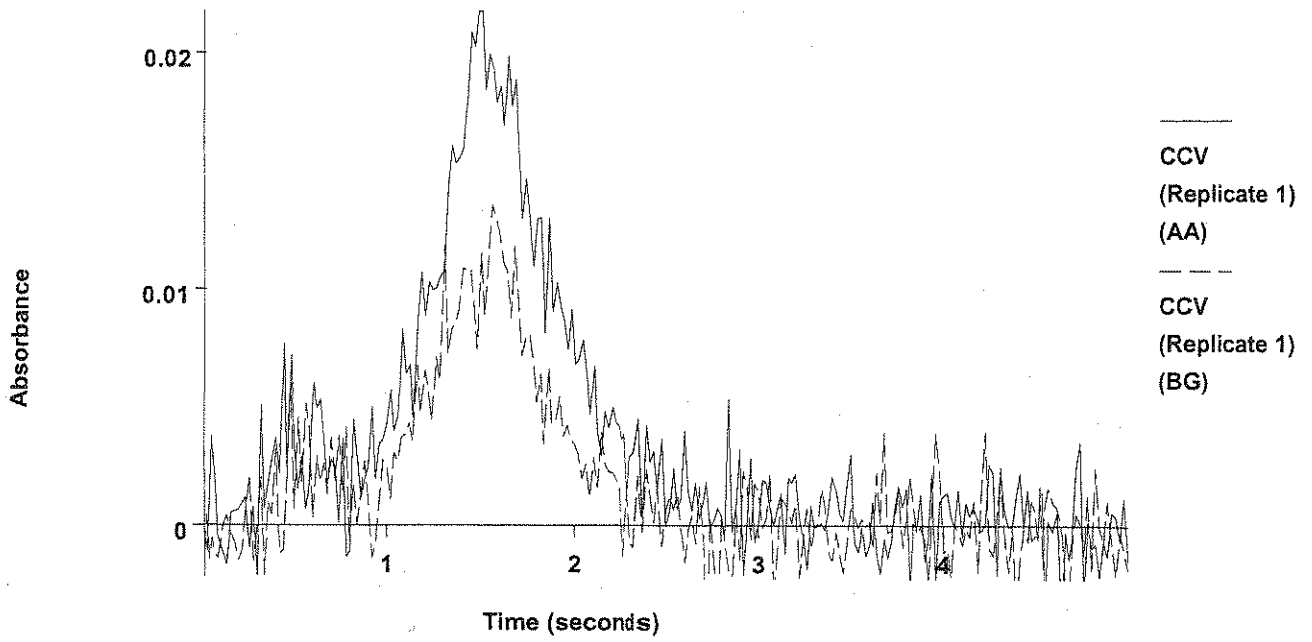
2	0.2	0.2	0.0003	0.0011	0.0036	-0.0015	0.0053	03:35:37	Yes
Mean:	0.0	0.0	-0.0001						
SD :	0.37	0.37	0.0006						
%RSD:	747.1	747.1	534.68						

Handwritten signature or initials

=====
 Element: T1 Seq. No.: 64 AS Loc.: 124 Date: 07/18/2006
 Sample ID: CCV
 µL dispensed: 10 from 148, 5 from 147, 15 from 124
 =====

Repl #	SampleConc µg/L	StndConc µg/L	BlnkCorr Signal	Peak Area	Peak Height	Bkgnd Area	Bkgnd Height	Time	Peak Stored
1	10.6	10.6	0.0170	0.0178	0.0218	0.0087	0.0136	03:38:28	Yes

TI

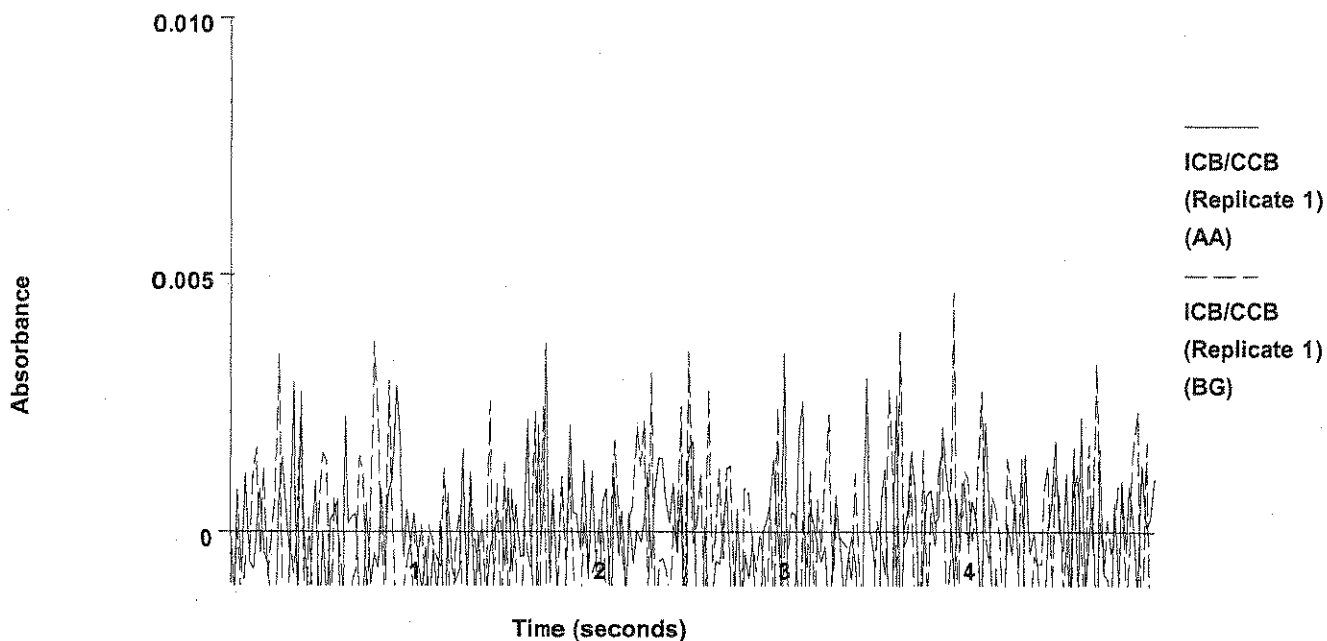


2 9.7 9.7 0.0155 0.0164 0.0209 0.0098 0.0129 03:41:20 Yes
 Mean: 10.2 10.2 0.0163
 SD : 0.63 0.63 0.0010
 %RSD: 6.22 6.22 6.23 ✓
 QC value within specified limits.

=====
 Element: T1 Seq. No.: 65 AS Loc.: 148 Date: 07/18/2006
 Sample ID: ICB/CCB
 µL dispensed: 10 from 148, 5 from 147, 15 from 148

Repl #	SampleConc µg/L	StndConc µg/L	BlkCorr Signal	Peak Area	Peak Height	Bkgnd Area	Bkgnd Height	Time	Peak Stored
1	-0.9	-0.9	-0.0015	-0.0006	0.0037	-0.0005	0.0047	03:44:10	Yes

Tl



2 -0.2 -0.2 -0.0004 0.0005 0.0050 -0.0005 0.0046 03:47:00 Yes

Mean: -0.6 -0.6 -0.0009

SD : 0.49 0.49 0.0008

%RSD: 88.03 88.03 85.02

QC value within specified limits. ✓

=====
 Element: Tl Seq. No.: 66 AS Loc.: 25 Date: 07/18/2006
 Sample ID: bg61321-blk1
 µL dispensed: 10 from 148, 5 from 147, 15 from 25
 =====

Repl #	SampleConc µg/L	StndConc µg/L	BlnkCorr Signal	Peak Area	Peak Height	Bkgnd Area	Bkgnd Height	Time	Peak Stored
1	-0.1	-0.1	-0.0002	0.0006	0.0049	0.0003	0.0054	03:49:50	Yes

ANALYSIS SEQUENCE

BPG0312

Instrument: HG1

Calibration ID: UNASSIGNED

Lab Number	Analysis	Container	Order	Position	STD ID	ISTD ID	Client
BPG0312-CAL1	QC		1		6G13027		
BPG0312-CAL2	QC		2		6G13028		
BPG0312-CAL3	QC		3		6G13029		
BPG0312-CAL4	QC		4		6G13030		
BPG0312-CAL5	QC		5		6G13031		
BPG0312-CAL6	QC		6		6G13032		
BPG0312-ICV1	QC		7		6G13030		
BPG0312-SCV1	QC		8		6G13033		
BPG0312-ICB1	QC		9				
BG61322-BLK1	QC		10				
BG61322-BS1	QC		11				
BPG0312-CCB1	QC		12				
BPG0312-CCV1	QC		13		6G13030		
BG61322-BSD1	QC		14				
BG61322-SRM1	QC		15				
BG61322-DUP1	QC		16				
BG61322-MS1	QC		17				
BG61322-MSD1	QC		18				
BG61322-PS1	QC		19				
0607134-01	Hg: ppm Mercury 7471	A	20				MACTEC Engineering & Consulting, In
0607134-02	Hg: ppm Mercury 7471	A	21				MACTEC Engineering & Consulting, In
0607134-03	Hg: ppm Mercury 7471	A	22				MACTEC Engineering & Consulting, In
0607134-03RE1	Hg: ppm Mercury 7471	A	23				MACTEC Engineering & Consulting, In
BPG0312-CCB2	QC		24				
BPG0312-CCV2	QC		25		6G13030		
0607134-04	Hg: ppm Mercury 7471	A	26				MACTEC Engineering & Consulting, In
0607134-05	Hg: ppm Mercury 7471	A	27				MACTEC Engineering & Consulting, In
0607134-06	Hg: ppm Mercury 7471	A	28				MACTEC Engineering & Consulting, In
0607134-06RE1	Hg: ppm Mercury 7471	A	29				MACTEC Engineering & Consulting, In
0607134-07	Hg: ppm Mercury 7471	A	30				MACTEC Engineering & Consulting, In
0607134-08	Hg: ppm Mercury 7471	A	31				MACTEC Engineering & Consulting, In
0607134-08RE1	Hg: ppm Mercury 7471	A	32				MACTEC Engineering & Consulting, In
0607134-09	Hg: ppm Mercury 7471	A	33				MACTEC Engineering & Consulting, In

Samples Loaded By

Date

Data Processed By

Date

ANALYSIS SEQUENCE

BPG0312

Instrument: HG1

Calibration ID: UNASSIGNED

Lab Number	Analysis	Container	Order	Position	STD ID	ISTD ID	Client
0607164-01	Hg: ppm Mercury 7471	A	34				MACTEC Engineering & Consulting, Inc
0607164-02	Hg: ppm Mercury 7471	A	35				MACTEC Engineering & Consulting, Inc
BPG0312-CCB3	QC		36				
BPG0312-CCV3	QC		37		6G13030		
0607164-03	Hg: ppm Mercury 7471	A	38				MACTEC Engineering & Consulting, Inc
0607164-04	Hg: ppm Mercury 7471	A	39				MACTEC Engineering & Consulting, Inc
BPG0312-SRD1	QC		40				
0607164-02RE1	Hg: ppm Mercury 7471	A	41				MACTEC Engineering & Consulting, Inc
0607164-04RE1	Hg: ppm Mercury 7471	A	42				MACTEC Engineering & Consulting, Inc
BG61323-BLK1	QC		43				
BG61323-BS1	QC		44				
BG61323-BSD1	QC		45				
BG61323-SRM1	QC		46				
BG61323-DUP1	QC		47				
BPG0312-CCB4	QC		48				
BPG0312-CCV4	QC		49		6G13030		
BG61323-DUP2	QC		50				
BG61323-MS1	QC		51				
BG61323-MS2	QC		52				
BG61323-MSD1	QC		53				
BG61323-MSD2	QC		54				
BG61323-PS1	QC		55				
BG61323-PS2	QC		56				
0607164-05	Hg: ppm Mercury 7471	A	57				MACTEC Engineering & Consulting, Inc
0607164-06	Hg: ppm Mercury 7471	A	58				MACTEC Engineering & Consulting, Inc
0607164-07	Hg: ppm Mercury 7471	A	59				MACTEC Engineering & Consulting, Inc
BPG0312-CCB5	QC		60				
BPG0312-CCV5	QC		61		6G13030		
0607164-08	Hg: ppm Mercury 7471	A	62				MACTEC Engineering & Consulting, Inc
0607164-09	Hg: ppm Mercury 7471	A	63				MACTEC Engineering & Consulting, Inc
0607164-10	Hg: ppm Mercury 7471	A	64				MACTEC Engineering & Consulting, Inc
0607164-11	Hg: ppm Mercury 7471	A	65				MACTEC Engineering & Consulting, Inc
0607164-12	Hg: ppm Mercury 7471	A	66				MACTEC Engineering & Consulting, Inc

Samples Loaded By

Date

Data Processed By

Date

ANALYSIS SEQUENCE

BPG0312

Instrument: HG1

Calibration ID: UNASSIGNED

Lab Number	Analysis	Container	Order	Position	STD ID	ISTD ID	Client
0607164-13	Hg: ppm Mercury 7471	A	67				MACTEC Engineering & Consulting, Inc
0607164-14	Hg: ppm Mercury 7471	A	68				MACTEC Engineering & Consulting, Inc
0607164-15	Hg: ppm Mercury 7471	A	69				MACTEC Engineering & Consulting, Inc
0607164-16	Hg: ppm Mercury 7471	A	70				MACTEC Engineering & Consulting, Inc
0607164-17	Hg: ppm Mercury 7471	A	71				MACTEC Engineering & Consulting, Inc
BPG0312-CCB6	QC		72				
BPG0312-CCV6	QC		73		6G13030		
0607164-18	Hg: ppm Mercury 7471	A	74				MACTEC Engineering & Consulting, Inc
0607164-18RE1	Hg: ppm Mercury 7471	A	75				MACTEC Engineering & Consulting, Inc
0607164-19	Hg: ppm Mercury 7471	A	76				MACTEC Engineering & Consulting, Inc
0607164-20	Hg: ppm Mercury 7471	A	77				MACTEC Engineering & Consulting, Inc
0607164-21	Hg: ppm Mercury 7471	A	78				MACTEC Engineering & Consulting, Inc
0607164-22	Hg: ppm Mercury 7471	A	79				MACTEC Engineering & Consulting, Inc
0607164-23	Hg: ppm Mercury 7471	A	80				MACTEC Engineering & Consulting, Inc
0607164-24	Hg: ppm Mercury 7471	A	81				MACTEC Engineering & Consulting, Inc
BPG0312-SRD2	QC		82				
BPG0312-SRD3	QC		83				
BPG0312-CCB7	QC		84				
BPG0312-CCV7	QC		85		6G13030		

Samples Loaded By

Date

Data Processed By

Date

Autosampler Loading List

Sample Information File: 071406A.SIF
 Methods: Hg_5ppb Shigh

Location	Elements	Solution
0	Hg	Wash Solution
1	Hg	Calib Blank
	Hg	ICCB: 0.0000 µg/L
2	Hg	0.5 ug/L: 0.5 µg/L
3	Hg	1.0 ug/L: 1.0 µg/L
4	Hg	3.0 ug/L: 3.0 µg/L
	Hg	STD 3.0: 3.0000 µg/L
5	Hg	5.0 ug/L: 5.0 µg/L
6	Hg	10.0 ug/L: 10.0 µg/L
7	Hg	ICV: 3.0000 µg/L
9	Hg	Sample: bg61322-blk1
10	Hg	Sample: bg61322-bs1 rem 7/14/06 88m
11	Hg	Sample: bg61322-bsd1
12	Hg	Sample: bg61322-srml x10
13	Hg	Sample: 0607134-01
14	Hg	Sample: 0607134-02
15	Hg	Sample: 0607134-03 dilution 7/14/06 88m
16	Hg	Sample: 0607134-04
17	Hg	Sample: 0607134-05
18	Hg	Sample: 0607134-06 dilution 7/14/06 88m
19	Hg	Sample: 0607134-07
20	Hg	Sample: 0607134-08 dilution 7/14/06 88m
21	Hg	Sample: 0607134-09
22	Hg	Sample: bg61322-dup1
23	Hg	Sample: bg61322-ms1
24	Hg	Sample: bg61322-msd1
25	Hg	Sample: bg61322-sd1 x5
26	Hg	Sample: bg61322-pds1
27	Hg	Sample: 0607141-01
28	Hg	Sample: 0607141-02
29	Hg	Sample: 0607141-03
30	Hg	Sample: 0607141-04
31	Hg	Sample: bg61322-dup2
32	Hg	Sample: bg61322-ms2
33	Hg	Sample: bg61322-msd2
34	Hg	Sample: bg61322-sd2 x5
35	Hg	Sample: bg61322-pds2
36	Hg	Sample: 0607164-01
37	Hg	Sample: 0607164-02 dilution 7/14/06 88m
38	Hg	Sample: 0607164-03
39	Hg	Sample: 0607164-04 dilution 7/14/06 88m
40	Hg	Sample: bg61323-blk1
41	Hg	Sample: bg61323-bs1
42	Hg	Sample: bg61323-bsd1
43	Hg	Sample: bg61323-srml x10
44	Hg	Sample: 0607164-05
45	Hg	Sample: 0607164-06
46	Hg	Sample: 0607164-07
47	Hg	Sample: 0607164-08
48	Hg	Sample: 0607164-09
49	Hg	Sample: 0607164-10
50	Hg	Sample: bg61323-dup1
51	Hg	Sample: bg61323-ms1
52	Hg	Sample: bg61323-msd1
53	Hg	Sample: bg61323-sd1 x5
54	Hg	Sample: bg61323-pds1

55	Hg	Sample: 0607164-11
56	Hg	Sample: 0607164-12
57	Hg	Sample: 0607164-13
58	Hg	Sample: 0607164-14
59	Hg	Sample: 0607164-15
60	Hg	Sample: 0607164-16
61	Hg	Sample: 0607164-17
62	Hg	Sample: 0607164-18 dilution 7/14/06 85m
63	Hg	Sample: 0607164-19
64	Hg	Sample: 0607164-20
65	Hg	Sample: 0607164-21
66	Hg	Sample: 0607164-22
67	Hg	Sample: 0607164-23
68	Hg	Sample: 0607164-24
69	Hg	Sample: bg61323-dup2
70	Hg	Sample: bg61323-ms2
71	Hg	Sample: bg61323-msd2
72	Hg	Sample: bg61323-sd2 x5
73	Hg	Sample: bg61323-pds2

Autosampler Loading List

Sample Information File: 071406A.SIF

Methods: Hg_5ppb Shigh

Location	Elements	Solution
0	Hg	Wash Solution
1	Hg	Calib Blank
	Hg	ICCB: 0.0000 µg/L
2	Hg	0.5 ug/L: 0.5 µg/L
3	Hg	1.0 ug/L: 1.0 µg/L
4	Hg	3.0 ug/L: 3.0 µg/L
	Hg	STD 3.0: 3.0000 µg/L
5	Hg	5.0 ug/L: 5.0 µg/L
6	Hg	10.0 ug/L: 10.0 µg/L
7	Hg	ICV: 3.0000 µg/L
74	Hg	Sample: bg61322-bs1
75	Hg	Sample: 0607134-03 x2
76	Hg	Sample: 0607134-06 x2
77	Hg	Sample: 0607134-08 x5
78	Hg	Sample: 0607164-02 x10
79	Hg	Sample: 0607164-04 x5
80	Hg	Sample: 0607164-18 x5

Method Name: Hg 5ppb Shigh
 Method Description: SnCl/Hg read
 Element: Hg

Date: 07/14/2006
 Technique: FI-MHS
 Calibration Type:
 Hg, Calc. Intercept : Linear
 Wavelength: 253.7 nm
 Sample Info Name: 071406A.SIF

Results Data Set Name: 071406ad

Element: Hg Seq. No.: 1 AS Loc.: 1 Date: 07/14/2006
 Sample ID: Calib Blank

Repl #	Sample Conc µg/L	Stnd Conc µg/L	Blk Corr Signal	Peak Area	Peak Height	Time	Peak Stored
1			0.0455	0.0455	0.0091	10:13:13	Yes
2			0.0439	0.0439	0.0091	10:13:43	Yes
Mean:			0.0447				
SD :			0.0011				
%RSD:			2.4522				

Auto-zero performed.

Element: Hg Seq. No.: 2 AS Loc.: 2 Date: 07/14/2006
 Sample ID: 0.5 ug/L

Repl #	Sample Conc µg/L	Stnd Conc µg/L	Blk Corr Signal	Peak Area	Peak Height	Time	Peak Stored
1			0.0328	0.0775	0.0156	10:15:07	Yes
2			0.0274	0.0721	0.0151	10:15:36	Yes
Mean:			0.0301				
SD :			0.0038				
%RSD:			12.5650				

Method Name: Hg 5ppb Shigh
 Method Description: SnCl/Hg read
 Element: Hg

Date: 07/14/2006
 Technique: FI-MHS
 Calibration Type:
 Hg, Calc. Intercept : Linear
 Wavelength: 253.7 nm
 Sample Info Name: 071406A.SIF

Results Data Set Name: 071406ad

Element: Hg Seq. No.: 3 AS Loc.: 1 Date: 07/14/2006
 Sample ID: Calib Blank

Repl #	Sample Conc µg/L	Stnd Conc µg/L	Blk Corr Signal	Peak Area	Peak Height	Time	Peak Stored
1			0.0493	0.0493	0.0092	10:17:48	Yes
2			0.0467	0.0467	0.0089	10:18:17	Yes
Mean:			0.0480				
SD :			0.0019				
%RSD:			3.8634				

Auto-zero performed.

Element: Hg Seq. No.: 4 AS Loc.: 2 Date: 07/14/2006

Sample ID: 0.5 ug/L

Repl #	SampleConc µg/L	StndConc µg/L	BlnkCorr Signal	Peak Area	Peak Height	Time	Peak Stored
1			0.0290	0.0770	0.0148	10:19:40	Yes
2			0.0275	0.0755	0.0147	10:20:09	Yes
Mean:			0.0283				
SD :			0.0011				
%RSD:			3.7334				

[Hg] Standard number 1 applied. [0.50]
Correlation Coefficient: 1.00000 Slope: 0.05653
Intercept : 0.00000

Element: Hg Seq. No.: 5 AS Loc.: 3 Date: 07/14/2006
Sample ID: 1.0 ug/L

Repl #	SampleConc µg/L	StndConc µg/L	BlnkCorr Signal	Peak Area	Peak Height	Time	Peak Stored
1			0.0729	0.1210	0.0233	10:21:33	Yes
2			0.0717	0.1198	0.0234	10:22:02	Yes
Mean:			0.0723				
SD :			0.0008				
%RSD:			1.1572				

[Hg] Standard number 2 applied. [1.00]
Correlation Coefficient: 0.99213 Slope: 0.07234
Intercept : -0.00264

Element: Hg Seq. No.: 6 AS Loc.: 4 Date: 07/14/2006
Sample ID: 3.0 ug/L

Repl #	SampleConc µg/L	StndConc µg/L	BlnkCorr Signal	Peak Area	Peak Height	Time	Peak Stored
1			0.2702	0.3182	0.0622	10:23:26	Yes
2			0.2731	0.3211	0.0625	10:23:55	Yes
Mean:			0.2716				
SD :			0.0020				
%RSD:			0.7373				

[Hg] Standard number 3 applied. [3.00]
Correlation Coefficient: 0.99691 Slope: 0.09304
Intercept : -0.01160

Element: Hg Seq. No.: 7 AS Loc.: 5 Date: 07/14/2006
Sample ID: 5.0 ug/L

Repl #	SampleConc µg/L	StndConc µg/L	BlnkCorr Signal	Peak Area	Peak Height	Time	Peak Stored
1			0.4674	0.5155	0.1002	10:25:21	Yes
2			0.4625	0.5105	0.1000	10:25:50	Yes
Mean:			0.4650				
SD :			0.0035				
%RSD:			0.7574				

[Hg] Standard number 4 applied. [5.00]
Correlation Coefficient: 0.99900 Slope: 0.09509
Intercept : -0.01323

Element: Hg Seq. No.: 8 AS Loc.: 6 Date: 07/14/2006
Sample ID: 10.0 ug/L

Repl #	SampleConc µg/L	StndConc µg/L	BlnkCorr Signal	Peak Area	Peak Height	Time	Peak Stored
--------	-----------------	---------------	-----------------	-----------	-------------	------	-------------

#	µg/L	µg/L	Signal	Area	Height	Stored
1			0.9614	1.0094	0.1971	10:27:17 Yes
2			0.9488	0.9969	0.1965	10:27:46 Yes
Mean:			0.9551			
SD :			0.0089			
%RSD:			0.9270			

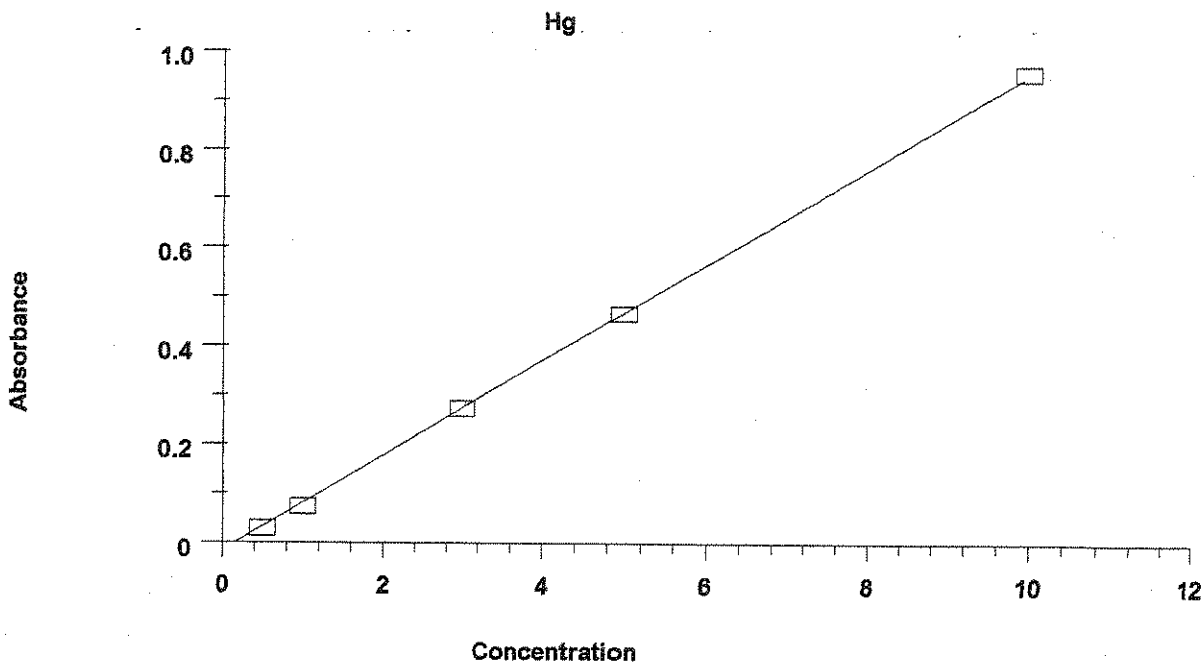
[Hg] Standard number 5 applied. [10.00]
 Correlation Coefficient: 0.99972 Slope: 0.09673
 Intercept : -0.01564

Calibration data for Hg

Standard ID	Mean Signal (Pk Area)	Entered Concentration (µg/L)	Calculated Concentration (µg/L)	Standard Deviation	%RSD
Calib Blank	0.0480	--	----	----	----
0.5 ug/L	0.0283	0.50	0.45	0.001	3.7
1.0 ug/L	0.0723	1.00	0.91	0.001	1.2
3.0 ug/L	0.2716	3.00	2.97	0.002	0.7
5.0 ug/L	0.4650	5.00	4.97	0.004	0.8
10.0 ug/L	0.9551	10.00	10.04	0.009	0.9
Calib Blank	0.0480	--	----	----	----

Correlation Coefficient: 0.99972 Slope: 0.09673 Intercept: -0.0156

val. good



Element: Hg Seq. No.: 9 AS Loc.: 4 Date: 07/14/2006
 Sample ID: STD 3.0

Repl #	Sample Conc (µg/L)	Std Conc (µg/L)	Blk Corr Signal	Peak Area	Peak Height	Time	Peak Stored
1	2.98	2.98	0.2726	0.3207	0.0623	10:29:14	Yes
2	2.97	2.97	0.2715	0.3195	0.0624	10:29:43	Yes
Mean:	2.97	2.97	0.2721				
SD :	0.008	0.008	0.0008				

%RSD: 0.3 0.3 0.2976
 QC value within specified limits.

Element: Hg Seq. No.: 10 AS Loc.: 7 Date: 07/14/2006
 Sample ID: ICV

Repl #	SampleConc µg/L	StndConc µg/L	BlnkCorr Signal	Peak Area	Peak Height	Time	Peak Stored
1	2.98	2.98	0.2724	0.3204	0.0621	10:31:10	Yes
2	2.92	2.92	0.2664	0.3144	0.0617	10:31:39	Yes
Mean:	2.95	2.95	0.2694				
SD :	0.044	0.044	0.0043				
%RSD:	1.5	1.5	1.5809				

QC value within specified limits.

Element: Hg Seq. No.: 11 AS Loc.: 1 Date: 07/14/2006
 Sample ID: ICCB

Repl #	SampleConc µg/L	StndConc µg/L	BlnkCorr Signal	Peak Area	Peak Height	Time	Peak Stored
1	0.16	0.16	-0.0003	0.0477	0.0091	10:33:03	Yes
2	0.18	0.18	0.0014	0.0494	0.0093	10:33:32	Yes
Mean:	0.17	0.17	0.0005				
SD :	0.012	0.012	0.0011				
%RSD:	7.1	7.1	213.5465				

QC value within specified limits.

Element: Hg Seq. No.: 12 AS Loc.: 9 Date: 07/14/2006
 Sample ID: bg61322-blk1

Repl #	SampleConc µg/L	StndConc µg/L	BlnkCorr Signal	Peak Area	Peak Height	Time	Peak Stored
1	-0.16	-0.16	-0.0313	0.0167	0.0028	10:34:56	Yes
2	-0.19	-0.19	-0.0345	0.0135	0.0025	10:35:25	Yes
Mean:	-0.18	-0.18	-0.0329				
SD :	0.023	0.023	0.0022				
%RSD:	13.0	13.0	6.8203				

QC value within specified limits.

Element: Hg Seq. No.: 13 AS Loc.: 10 Date: 07/14/2006
 Sample ID: bg61322-bs1

Repl #	SampleConc µg/L	StndConc µg/L	BlnkCorr Signal	Peak Area	Peak Height	Time	Peak Stored
1	4.16	4.16	0.3868	0.4348	0.0838	10:36:48	Yes
2	4.06	4.06	0.3768	0.4248	0.0837	10:37:17	Yes
Mean:	4.11	4.11	0.3818				
SD :	0.073	0.073	0.0071				
%RSD:	1.8	1.8	1.8560				

QC value within specified limits.

Element: Hg Seq. No.: 14 AS Loc.: 11 Date: 07/14/2006
 Sample ID: bg61322-bsd1

Repl #	SampleConc µg/L	StndConc µg/L	BlnkCorr Signal	Peak Area	Peak Height	Time	Peak Stored
1	2.83	2.83	0.2581	0.3061	0.0595	10:38:40	Yes
2	2.83	2.83	0.2584	0.3064	0.0597	10:39:10	Yes
Mean:	2.83	2.83	0.2583				
SD :	0.002	0.002	0.0002				

QC value within specified limits.

ND

137% => rerun

94% 3.43 - 2.83 / 100 = 17%

3.13

%RSD:

Element: Hg Seq. No.: 15 AS Loc.: 12 Date: 07/14/2006
 Sample ID: bg61322-srml x10

Repl #	SampleConc µg/L	StndConc µg/L	BlnkCorr Signal	Peak Area	Peak Height	Time	Peak Stored
1	4.47	4.47	0.4169	0.4649	0.0851	10:40:35	Yes
2	4.45	4.45	0.4144	0.4624	0.0852	10:41:04	Yes
Mean:	4.46	4.46	0.4156				
SD :	0.018	0.018	0.0018				
%RSD:	0.4	0.4	0.4290				

$\frac{4.46(10)(40)}{0.6(1000)} = 2.97$

Element: Hg Seq. No.: 16 AS Loc.: 13 Date: 07/14/2006
 Sample ID: 0607134-01

Repl #	SampleConc µg/L	StndConc µg/L	BlnkCorr Signal	Peak Area	Peak Height	Time	Peak Stored
1	3.50	3.50	0.3224	0.3705	0.0722	10:42:28	Yes
2	3.46	3.46	0.3188	0.3668	0.0717	10:42:58	Yes
Mean:	3.48	3.48	0.3206				
SD :	0.027	0.027	0.0026				
%RSD:	0.8	0.8	0.8097				

Element: Hg Seq. No.: 17 AS Loc.: 14 Date: 07/14/2006
 Sample ID: 0607134-02

Repl #	SampleConc µg/L	StndConc µg/L	BlnkCorr Signal	Peak Area	Peak Height	Time	Peak Stored
1	0.32	0.32	0.0150	0.0630	0.0114	10:44:24	Yes
2	0.29	0.29	0.0125	0.0605	0.0108	10:44:53	Yes
Mean:	0.30	0.30	0.0137				
SD :	0.018	0.018	0.0017				
%RSD:	5.9	5.9	12.6009				

Element: Hg Seq. No.: 18 AS Loc.: 15 Date: 07/14/2006
 Sample ID: 0607134-03

Repl #	SampleConc µg/L	StndConc µg/L	BlnkCorr Signal	Peak Area	Peak Height	Time	Peak Stored
1	12.58	12.58	1.2007	1.2488	0.2405	10:46:20	Yes
2	12.57	12.57	1.2001	1.2481	0.2425	10:46:49	Yes
Mean:	12.57	12.57	1.2004				
SD :	0.005	0.005	0.0005				
%RSD:							

Sample absorbance is greater than that of the highest standard.
 Sample absorbance is greater than that of the highest standard.
 Sample absorbance is greater than that of the highest standard.

Element: Hg Seq. No.: 19 AS Loc.: 16 Date: 07/14/2006
 Sample ID: 0607134-04

Repl #	SampleConc µg/L	StndConc µg/L	BlnkCorr Signal	Peak Area	Peak Height	Time	Peak Stored
1	4.90	4.90	0.4579	0.5059	0.0974	10:48:18	Yes
2	4.91	4.91	0.4589	0.5069	0.0981	10:48:47	Yes
Mean:	4.90	4.90	0.4584				
SD :	0.007	0.007	0.0007				

%RSD: 0.1 0.1 0.1547

Element: Hg Seq. No.: 20 AS Loc.: 17 Date: 07/14/2006
Sample ID: 0607134-05

Repl #	SampleConc µg/L	StndConc µg/L	Blncorr Signal	Peak Area	Peak Height	Time	Peak Stored
1	6.49	6.49	0.6116	0.6597	0.1290	10:50:13	Yes
2	6.23	6.23	0.5871	0.6351	0.1249	10:50:42	Yes
Mean:	6.36	6.36	0.5994				
SD :	0.180	0.180	0.0174				
%RSD:	2.8	2.8	2.8975				

Element: Hg Seq. No.: 21 AS Loc.: 18 Date: 07/14/2006
Sample ID: 0607134-06

Repl #	SampleConc µg/L	StndConc µg/L	Blncorr Signal	Peak Area	Peak Height	Time	Peak Stored
1	13.02	13.02	1.2441	1.2921	0.2435	10:52:04	Yes
Sample absorbance is greater than that of the highest standard.							
2	13.07	13.07	1.2490	1.2970	0.2455	10:52:33	Yes
Sample absorbance is greater than that of the highest standard.							
Mean:	13.05	13.05	1.2465				
SD :	0.036	0.036	0.0034				
%RSD:	0.3	0.3	0.2761				
Sample absorbance is greater than that of the highest standard.							

Element: Hg Seq. No.: 22 AS Loc.: 4 Date: 07/14/2006
Sample ID: STD 3.0

Repl #	SampleConc µg/L	StndConc µg/L	Blncorr Signal	Peak Area	Peak Height	Time	Peak Stored
1	2.89	2.89	0.2636	0.3117	0.0609	10:53:57	Yes
2	2.91	2.91	0.2659	0.3140	0.0616	10:54:26	Yes
Mean:	2.90	2.90	0.2648				
SD :	0.017	0.017	0.0016				
%RSD:	0.6	0.6	0.6134				
QC value within specified limits.							

Element: Hg Seq. No.: 23 AS Loc.: 1 Date: 07/14/2006
Sample ID: ICCB

Repl #	SampleConc µg/L	StndConc µg/L	Blncorr Signal	Peak Area	Peak Height	Time	Peak Stored
1	0.16	0.16	-0.0005	0.0475	0.0090	10:55:58	Yes
2	0.15	0.15	-0.0013	0.0467	0.0090	10:56:28	Yes
Mean:	0.15	0.15	-0.0009				
SD :	0.006	0.006	0.0006				
%RSD:	3.9	3.9	62.8272				
QC value within specified limits.							

Element: Hg Seq. No.: 24 AS Loc.: 19 Date: 07/14/2006
Sample ID: 0607134-07

Repl #	SampleConc µg/L	StndConc µg/L	Blncorr Signal	Peak Area	Peak Height	Time	Peak Stored
1	2.85	2.85	0.2600	0.3080	0.0586	10:57:51	Yes
2	2.84	2.84	0.2590	0.3070	0.0588	10:58:20	Yes

Mean: 2.84 2.84 0.2595
 SD : 0.008 0.008 0.0007
 %RSD: 0.3 0.3 0.2881

Element: Hg Seq. No.: 25 AS Loc.: 20 Date: 07/14/2006
 Sample ID: 0607134-08

Repl #	SampleConc µg/L	StndConc µg/L	Blncorr Signal	Peak Area	Peak Height	Time	Peak Stored
1	15.16	15.16	1.4511	1.4991	0.2878	10:59:43	Yes
2	15.11	15.11	1.4460	1.4941	0.2891	11:00:12	Yes
Sample absorbance is greater than that of the highest standard.							
Mean:	15.14	15.14	1.4486				
SD :	0.037	0.037	0.0036				
%RSD:	0.2	0.2	0.2463				
Sample absorbance is greater than that of the highest standard.							

Element: Hg Seq. No.: 26 AS Loc.: 21 Date: 07/14/2006
 Sample ID: 0607134-09

Repl #	SampleConc µg/L	StndConc µg/L	Blncorr Signal	Peak Area	Peak Height	Time	Peak Stored
1	1.21	1.21	0.1011	0.1491	0.0280	11:01:35	Yes
2	1.19	1.19	0.0993	0.1474	0.0279	11:02:04	Yes
Mean:	1.20	1.20	0.1002				
SD :	0.013	0.013	0.0013				
%RSD:	1.1	1.1	1.2537				

Element: Hg Seq. No.: 27 AS Loc.: 22 Date: 07/14/2006
 Sample ID: bg61322-dup1

Repl #	SampleConc µg/L	StndConc µg/L	Blncorr Signal	Peak Area	Peak Height	Time	Peak Stored
1	1.31	1.31	0.1115	0.1595	0.0302	11:03:27	Yes
2	1.28	1.28	0.1078	0.1559	0.0301	11:03:56	Yes
Mean:	1.30	1.30	0.1097				
SD :	0.027	0.027	0.0026				
%RSD:	2.1	2.1	2.3666				

$\frac{1.30 - 1.20}{1.25} \cdot 100 = 8\%$

Element: Hg Seq. No.: 28 AS Loc.: 23 Date: 07/14/2006
 Sample ID: bg61322-ms1

Repl #	SampleConc µg/L	StndConc µg/L	Blncorr Signal	Peak Area	Peak Height	Time	Peak Stored
1	5.16	5.16	0.4837	0.5318	0.1022	11:05:21	Yes
2	5.15	5.15	0.4826	0.5306	0.1027	11:05:50	Yes
Mean:	5.16	5.16	0.4832				
SD :	0.009	0.009	0.0008				
%RSD:	0.2	0.2	0.1726				

$\frac{5.16 - 1.20}{3} \cdot 100 = 132\%$

Element: Hg Seq. No.: 29 AS Loc.: 24 Date: 07/14/2006
 Sample ID: bg61322-msd1

Repl #	SampleConc µg/L	StndConc µg/L	Blncorr Signal	Peak Area	Peak Height	Time	Peak Stored
1	4.49	4.49	0.4189	0.4669	0.0896	11:07:15	Yes
2	4.46	4.46	0.4158	0.4638	0.0899	11:07:44	Yes

Mean: 4.48 4.48 0.4173
 SD : 0.022 0.022 0.0021
 %RSD: 0.5 0.5 0.5144

$$\frac{4.48 - 1.70}{3} \cdot 100 = 109\%$$

$$\frac{5.16 - 4.48}{4.82} \cdot 100 = 14\%$$

Element: Hg Seq. No.: 30 AS Loc.: 25 Date: 07/14/2006
 Sample ID: bg61322-sd1 x5

Repl #	Sample Conc µg/L	Stnd Conc µg/L	Blncorr Signal	Peak Area	Peak Height	Time	Peak Stored
1	-0.07	-0.07	-0.0227	0.0253	0.0048	11:09:09	Yes
2	-0.08	-0.08	-0.0231	0.0249	0.0048	11:09:38	Yes
Mean:	-0.08	-0.08	-0.0229				
SD :	0.003	0.003	0.0003				
%RSD:	3.5	3.5	1.1045				

Element: Hg Seq. No.: 31 AS Loc.: 26 Date: 07/14/2006
 Sample ID: bg61322-pds1

Repl #	Sample Conc µg/L	Stnd Conc µg/L	Blncorr Signal	Peak Area	Peak Height	Time	Peak Stored
1	4.37	4.37	0.4070	0.4550	0.0880	11:11:04	Yes
2	4.30	4.30	0.4000	0.4480	0.0880	11:11:33	Yes
Mean:	4.33	4.33	0.4035				
SD :	0.051	0.051	0.0049				
%RSD:	1.2	1.2	1.2258				

Element: Hg Seq. No.: 32 AS Loc.: 27 Date: 07/14/2006
 Sample ID: 0607141-01

Repl #	Sample Conc µg/L	Stnd Conc µg/L	Blncorr Signal	Peak Area	Peak Height	Time	Peak Stored
1	0.26	0.26	0.0097	0.0577	0.0100	11:12:58	Yes
2	0.18	0.18	0.0019	0.0500	0.0093	11:13:28	Yes
Mean:	0.22	0.22	0.0058				
SD :	0.057	0.057	0.0055				
%RSD:	25.6	25.6	94.3843				

Element: Hg Seq. No.: 33 AS Loc.: 28 Date: 07/14/2006
 Sample ID: 0607141-02

Repl #	Sample Conc µg/L	Stnd Conc µg/L	Blncorr Signal	Peak Area	Peak Height	Time	Peak Stored
1	0.20	0.20	0.0041	0.0522	0.0097	11:14:54	Yes
2	0.19	0.19	0.0028	0.0508	0.0096	11:15:24	Yes
Mean:	0.20	0.20	0.0034				
SD :	0.010	0.010	0.0010				
%RSD:	5.1	5.1	28.3765				

Element: Hg Seq. No.: 34 AS Loc.: 4 Date: 07/14/2006
 Sample ID: STD 3.0

Repl #	Sample Conc µg/L	Stnd Conc µg/L	Blncorr Signal	Peak Area	Peak Height	Time	Peak Stored
1	2.95	2.95	0.2702	0.3182	0.0617	11:16:50	Yes
2	2.97	2.97	0.2718	0.3199	0.0620	11:17:19	Yes
Mean:	2.96	2.96	0.2710				
SD :	0.012	0.012	0.0012				
%RSD:	0.4	0.4	0.4400				

QC value within specified limits.

Element: Hg Seq. No.: 35 AS Loc.: 1 Date: 07/14/2006
Sample ID: ICCB

Repl #	SampleConc µg/L	StndConc µg/L	BlkCorr Signal	Peak Area	Peak Height	Time	Peak Stored
1	0.14	0.14	-0.0019	0.0461	0.0088	11:18:43	Yes
2	0.16	0.16	-0.0007	0.0474	0.0090	11:19:12	Yes
Mean:	0.15	0.15	-0.0013				
SD :	0.009	0.009	0.0009				
%RSD:	6.2	6.2	69.3412				

QC value within specified limits.

Element: Hg Seq. No.: 36 AS Loc.: 29 Date: 07/14/2006
Sample ID: 0607141-03

Repl #	SampleConc µg/L	StndConc µg/L	BlkCorr Signal	Peak Area	Peak Height	Time	Peak Stored
1	0.35	0.35	0.0181	0.0662	0.0124	11:20:37	Yes
2	0.30	0.30	0.0131	0.0611	0.0119	11:21:06	Yes
Mean:	0.32	0.32	0.0156				
SD :	0.037	0.037	0.0036				
%RSD:	11.4	11.4	22.8222				

ND

Element: Hg Seq. No.: 37 AS Loc.: 30 Date: 07/14/2006
Sample ID: 0607141-04

Repl #	SampleConc µg/L	StndConc µg/L	BlkCorr Signal	Peak Area	Peak Height	Time	Peak Stored
1	-0.09	-0.09	-0.0245	0.0235	0.0041	11:22:33	Yes
2	-0.11	-0.11	-0.0266	0.0214	0.0039	11:23:02	Yes
Mean:	-0.10	-0.10	-0.0256				
SD :	0.016	0.016	0.0015				
%RSD:	15.2	15.2	5.9084				

ND

Element: Hg Seq. No.: 38 AS Loc.: 31 Date: 07/14/2006
Sample ID: bg61322-dup2

Repl #	SampleConc µg/L	StndConc µg/L	BlkCorr Signal	Peak Area	Peak Height	Time	Peak Stored
1	-0.14	-0.14	-0.0292	0.0189	0.0035	11:24:30	Yes
2	-0.11	-0.11	-0.0262	0.0218	0.0038	11:25:00	Yes
Mean:	-0.12	-0.12	-0.0277				
SD :	0.022	0.022	0.0021				
%RSD:	17.5	17.5	7.6081				

ND

Element: Hg Seq. No.: 39 AS Loc.: 32 Date: 07/14/2006
Sample ID: bg61322-ms2

Repl #	SampleConc µg/L	StndConc µg/L	BlkCorr Signal	Peak Area	Peak Height	Time	Peak Stored
1	2.92	2.92	0.2672	0.3152	0.0600	11:26:25	Yes
2	2.91	2.91	0.2660	0.3140	0.0603	11:26:54	Yes
Mean:	2.92	2.92	0.2666				
SD :	0.009	0.009	0.0009				
%RSD:	0.3	0.3	0.3226				

9770

Element: Hg Seq. No.: 40 AS Loc.: 33 Date: 07/14/2006
 Sample ID: bg61322-msd2

Repl #	SampleConc µg/L	StndConc µg/L	BlnkCorr Signal	Peak Area	Peak Height	Time	Peak Stored
1	2.94	2.94	0.2688	0.3169	0.0605	11:28:14	Yes
2	2.94	2.94	0.2685	0.3165	0.0608	11:28:44	Yes
Mean:	2.94	2.94	0.2686				
SD :	0.003	0.003	0.0003				
%RSD:			0.1020				

9870 $\frac{2.94-2.92}{2.93} \approx 1\%$

Element: Hg Seq. No.: 41 AS Loc.: 34 Date: 07/14/2006
 Sample ID: bg61322-sd2 x5

Repl #	SampleConc µg/L	StndConc µg/L	BlnkCorr Signal	Peak Area	Peak Height	Time	Peak Stored
1	-0.32	-0.32	-0.0466	0.0014	0.0006	11:30:05	Yes
2	-0.28	-0.28	-0.0429	0.0051	0.0010	11:30:34	Yes
Mean:	-0.30	-0.30	-0.0448				
SD :	0.027	0.027	0.0026				
%RSD:	9.1	9.1	5.9143				

ND

Element: Hg Seq. No.: 42 AS Loc.: 35 Date: 07/14/2006
 Sample ID: bg61322-pds2

Repl #	SampleConc µg/L	StndConc µg/L	BlnkCorr Signal	Peak Area	Peak Height	Time	Peak Stored
1	2.91	2.91	0.2654	0.3135	0.0602	11:31:56	Yes
2	2.90	2.90	0.2650	0.3130	0.0608	11:32:25	Yes
Mean:	2.90	2.90	0.2652				
SD :	0.003	0.003	0.0003				
%RSD:	0.1	0.1	0.1146				

9790

Element: Hg Seq. No.: 43 AS Loc.: 36 Date: 07/14/2006
 Sample ID: 0607164-01

Repl #	SampleConc µg/L	StndConc µg/L	BlnkCorr Signal	Peak Area	Peak Height	Time	Peak Stored
1	5.59	5.59	0.5250	0.5730	0.1098	11:33:48	Yes
2	5.57	5.57	0.5230	0.5710	0.1100	11:34:16	Yes
Mean:	5.58	5.58	0.5240				
SD :	0.014	0.014	0.0014				
%RSD:	0.3	0.3	0.2658				

Element: Hg Seq. No.: 44 AS Loc.: 37 Date: 07/14/2006
 Sample ID: 0607164-02

Repl #	SampleConc µg/L	StndConc µg/L	BlnkCorr Signal	Peak Area	Peak Height	Time	Peak Stored
1	32.43	32.43	3.1213	3.1694	0.5907	11:35:39	Yes
2	32.15	32.15	3.0940	3.1420	0.5896	11:36:09	Yes
Mean:	32.29	32.29	3.1077				
SD :	0.200	0.200	0.0193				
%RSD:	0.6	0.6	0.6215				

Sample absorbance is greater than that of the highest standard.
 Sample absorbance is greater than that of the highest standard.
 Sample absorbance is greater than that of the highest standard.

Element: Hg Seq. No.: 45 AS Loc.: 38 Date: 07/14/2006
 Sample ID: 0607164-03

Repl #	SampleConc µg/L	StndConc µg/L	BlnkCorr Signal	Peak Area	Peak Height	Time	Peak Stored
1	3.26	3.26	0.2995	0.3475	0.0672	11:37:32	Yes
2	3.24	3.24	0.2974	0.3454	0.0673	11:38:01	Yes
Mean:	3.25	3.25	0.2984				
SD :	0.015	0.015	0.0015				
%RSD:	0.5	0.5	0.5005				

Element: Hg Seq. No.: 46 AS Loc.: 4 Date: 07/14/2006
 Sample ID: STD 3.0

Repl #	SampleConc µg/L	StndConc µg/L	BlnkCorr Signal	Peak Area	Peak Height	Time	Peak Stored
1	2.97	2.97	0.2717	0.3197	0.0624	11:39:26	Yes
2	2.96	2.96	0.2711	0.3191	0.0625	11:39:55	Yes
Mean:	2.97	2.97	0.2714				
SD :	0.005	0.005	0.0005				
%RSD:	0.2	0.2	0.1685				

QC value within specified limits.

Element: Hg Seq. No.: 47 AS Loc.: 1 Date: 07/14/2006
 Sample ID: ICCB

Repl #	SampleConc µg/L	StndConc µg/L	BlnkCorr Signal	Peak Area	Peak Height	Time	Peak Stored
1	0.16	0.16	-0.0001	0.0479	0.0090	11:41:18	Yes
2	0.14	0.14	-0.0020	0.0460	0.0090	11:41:48	Yes
Mean:	0.15	0.15	-0.0010				
SD :	0.014	0.014	0.0014				
%RSD:	9.3	9.3	131.0592				

QC value within specified limits.

Element: Hg Seq. No.: 48 AS Loc.: 39 Date: 07/14/2006
 Sample ID: 0607164-04

Repl #	SampleConc µg/L	StndConc µg/L	BlnkCorr Signal	Peak Area	Peak Height	Time	Peak Stored
1	17.51	17.51	1.6778	1.7258	0.3280	11:43:11	Yes
Sample absorbance is greater than that of the highest standard.							
2	17.24	17.24	1.6515	1.6995	0.3272	11:43:41	Yes
Sample absorbance is greater than that of the highest standard.							
Mean:	17.37	17.37	1.6646				
SD :	0.192	0.192	0.0186				
%RSD:	1.1	1.1	1.1158				

Sample absorbance is greater than that of the highest standard.

Element: Hg Seq. No.: 49 AS Loc.: 40 Date: 07/14/2006
 Sample ID: bg61323-blkl

Repl #	SampleConc µg/L	StndConc µg/L	BlnkCorr Signal	Peak Area	Peak Height	Time	Peak Stored
1	-0.22	-0.22	-0.0370	0.0111	0.0022	11:45:05	Yes
2	-0.20	-0.20	-0.0354	0.0126	0.0023	11:45:36	Yes
Mean:	-0.21	-0.21	-0.0362				
SD :	0.011	0.011	0.0011				

%RSD: 5.4 5.4 3.0409

Element: Hg Seq. No.: 50 AS Loc.: 41 Date: 07/14/2006
Sample ID: bg61323-bs1

Repl #	SampleConc µg/L	StndConc µg/L	BlnkCorr Signal	Peak Area	Peak Height	Time	Peak Stored
1	2.78	2.78	0.2528	0.3008	0.0586	11:46:59	Yes
2	2.79	2.79	0.2540	0.3020	0.0591	11:47:28	Yes
Mean:	2.78	2.78	0.2534				
SD :	0.008	0.008	0.0008				
%RSD:	0.3	0.3	0.3211				

0.3 → 0

Element: Hg Seq. No.: 51 AS Loc.: 42 Date: 07/14/2006
Sample ID: bg61323-bsdl

Repl #	SampleConc µg/L	StndConc µg/L	BlnkCorr Signal	Peak Area	Peak Height	Time	Peak Stored
1	2.73	2.73	0.2482	0.2962	0.0574	11:48:53	Yes
2	2.75	2.75	0.2502	0.2982	0.0580	11:49:22	Yes
Mean:	2.74	2.74	0.2492				
SD :	0.015	0.015	0.0014				
%RSD:	0.5	0.5	0.5720				

9.9% $\frac{2.78 - 2.74}{2.74} \cdot 100 = 1.46\%$

Element: Hg Seq. No.: 52 AS Loc.: 43 Date: 07/14/2006
Sample ID: bg61323-srml x10

Repl #	SampleConc µg/L	StndConc µg/L	BlnkCorr Signal	Peak Area	Peak Height	Time	Peak Stored
1	4.42	4.42	0.4122	0.4602	0.0858	11:50:47	Yes
2	4.36	4.36	0.4061	0.4541	0.0857	11:51:16	Yes
Mean:	4.39	4.39	0.4091				
SD :	0.044	0.044	0.0043				
%RSD:	1.0	1.0	1.0479				

$\frac{4.39(10)(40)}{0.6(1000)} = 2.93$

Element: Hg Seq. No.: 53 AS Loc.: 44 Date: 07/14/2006
Sample ID: 0607164-05

Repl #	SampleConc µg/L	StndConc µg/L	BlnkCorr Signal	Peak Area	Peak Height	Time	Peak Stored
1	9.51	9.51	0.9046	0.9526	0.1829	11:52:45	Yes
2	9.45	9.45	0.8989	0.9469	0.1837	11:53:14	Yes
Mean:	9.48	9.48	0.9017				
SD :	0.042	0.042	0.0040				
%RSD:	0.4	0.4	0.4462				

Element: Hg Seq. No.: 54 AS Loc.: 45 Date: 07/14/2006
Sample ID: 0607164-06

Repl #	SampleConc µg/L	StndConc µg/L	BlnkCorr Signal	Peak Area	Peak Height	Time	Peak Stored
1	8.48	8.48	0.8041	0.8522	0.1650	11:54:42	Yes
2	8.52	8.52	0.8081	0.8562	0.1651	11:55:11	Yes
Mean:	8.50	8.50	0.8061				
SD :	0.029	0.029	0.0028				
%RSD:	0.3	0.3	0.3509				

Element: Hg Seq. No.: 55 AS Loc.: 46 Date: 07/14/2006
 Sample ID: 0607164-07

Repl #	SampleConc µg/L	StndConc µg/L	BlnkCorr Signal	Peak Area	Peak Height	Time	Peak Stored
1	2.89	2.89	0.2641	0.3121	0.0603	11:56:38	Yes
2	2.93	2.93	0.2682	0.3162	0.0609	11:57:07	Yes
Mean:	2.91	2.91	0.2661				
SD :	0.030	0.030	0.0029				
%RSD:	1.0	1.0	1.0904				

Element: Hg Seq. No.: 56 AS Loc.: 47 Date: 07/14/2006
 Sample ID: 0607164-08

Repl #	SampleConc µg/L	StndConc µg/L	BlnkCorr Signal	Peak Area	Peak Height	Time	Peak Stored
1	8.02	8.02	0.7604	0.8084	0.1559	11:58:35	Yes
2	7.97	7.97	0.7552	0.8032	0.1559	11:59:03	Yes
Mean:	8.00	8.00	0.7578				
SD :	0.038	0.038	0.0036				
%RSD:	0.5	0.5	0.4796				

Element: Hg Seq. No.: 57 AS Loc.: 48 Date: 07/14/2006
 Sample ID: 0607164-09

Repl #	SampleConc µg/L	StndConc µg/L	BlnkCorr Signal	Peak Area	Peak Height	Time	Peak Stored
1	7.09	7.09	0.6703	0.7183	0.1389	12:00:28	Yes
2	7.10	7.10	0.6708	0.7188	0.1397	12:00:58	Yes
Mean:	7.09	7.09	0.6706				
SD :	0.004	0.004	0.0003				
%RSD:							

Element: Hg Seq. No.: 58 AS Loc.: 4 Date: 07/14/2006
 Sample ID: STD 3.0

Repl #	SampleConc µg/L	StndConc µg/L	BlnkCorr Signal	Peak Area	Peak Height	Time	Peak Stored
1	2.97	2.97	0.2715	0.3196	0.0622	12:02:21	Yes
2	2.95	2.95	0.2698	0.3178	0.0623	12:02:50	Yes
Mean:	2.96	2.96	0.2707				
SD :	0.013	0.013	0.0013				
%RSD:	0.4	0.4	0.4693				

QC value within specified limits.

Element: Hg Seq. No.: 59 AS Loc.: 1 Date: 07/14/2006
 Sample ID: ICCB

Repl #	SampleConc µg/L	StndConc µg/L	BlnkCorr Signal	Peak Area	Peak Height	Time	Peak Stored
1	0.14	0.14	-0.0026	0.0455	0.0087	12:04:14	Yes
2	0.14	0.14	-0.0025	0.0455	0.0088	12:04:44	Yes
Mean:	0.14	0.14	-0.0025				
SD :	0.000	0.000	0.0000				
%RSD:			0.4914				

QC value within specified limits.

Element: Hg Seq. No.: 60 AS Loc.: 49 Date: 07/14/2006

Sample ID: 0607164-10

Repl #	SampleConc µg/L	StndConc µg/L	BlnkCorr Signal	Peak Area	Peak Height	Time	Peak Stored
1	0.07	0.07	-0.0092	0.0389	0.0072	12:06:06	Yes
2	0.05	0.05	-0.0104	0.0376	0.0070	12:06:36	Yes
Mean:	0.06	0.06	-0.0098				
SD :	0.009	0.009	0.0009				
%RSD:	15.1	15.1	9.0516				

ND

Element: Hg Seq. No.: 61 AS Loc.: 50 Date: 07/14/2006
Sample ID: bg61323-dup1

Repl #	SampleConc µg/L	StndConc µg/L	BlnkCorr Signal	Peak Area	Peak Height	Time	Peak Stored
1	0.05	0.05	-0.0110	0.0371	0.0068	12:07:56	Yes
2	0.02	0.02	-0.0141	0.0339	0.0066	12:08:26	Yes
Mean:	0.03	0.03	-0.0126				
SD :	0.023	0.023	0.0022				
%RSD:	72.6	72.6	17.8923				

ND

Element: Hg Seq. No.: 62 AS Loc.: 51 Date: 07/14/2006
Sample ID: bg61323-ms1

Repl #	SampleConc µg/L	StndConc µg/L	BlnkCorr Signal	Peak Area	Peak Height	Time	Peak Stored
1	3.11	3.11	0.2852	0.3333	0.0633	12:09:47	Yes
2	3.11	3.11	0.2852	0.3332	0.0637	12:10:16	Yes
Mean:	3.11	3.11	0.2852				
SD :	0.000	0.000	0.0000				
%RSD:							

104%

Element: Hg Seq. No.: 63 AS Loc.: 52 Date: 07/14/2006
Sample ID: bg61323-msd1

Repl #	SampleConc µg/L	StndConc µg/L	BlnkCorr Signal	Peak Area	Peak Height	Time	Peak Stored
1	3.18	3.18	0.2917	0.3397	0.0649	12:11:39	Yes
2	3.16	3.16	0.2902	0.3382	0.0651	12:12:08	Yes
Mean:	3.17	3.17	0.2910				
SD :	0.011	0.011	0.0010				
%RSD:	0.3	0.3	0.3608				

106% $\frac{3.17 - 3.11}{3.14} \cdot 100 = 2.90$

Element: Hg Seq. No.: 64 AS Loc.: 53 Date: 07/14/2006
Sample ID: bg61323-sd1 x5

Repl #	SampleConc µg/L	StndConc µg/L	BlnkCorr Signal	Peak Area	Peak Height	Time	Peak Stored
1	-0.25	-0.25	-0.0397	0.0083	0.0014	12:13:31	Yes
2	-0.28	-0.28	-0.0432	0.0048	0.0013	12:14:00	Yes
Mean:	-0.27	-0.27	-0.0415				
SD :	0.025	0.025	0.0024				
%RSD:	9.5	9.5	5.8913				

ND

Element: Hg Seq. No.: 65 AS Loc.: 54 Date: 07/14/2006
Sample ID: bg61323-pds1

Repl #	SampleConc µg/L	StndConc µg/L	BlnkCorr Signal	Peak Area	Peak Height	Time	Peak Stored
--------	-----------------	---------------	-----------------	-----------	-------------	------	-------------

#	µg/L	µg/L	Signal	Area	Height	Time	Stored
1	3.15	3.15	0.2895	0.3375	0.0648	12:15:23	Yes
2	3.13	3.13	0.2870	0.3350	0.0649	12:15:53	Yes
Mean:	3.14	3.14	0.2882				
SD :	0.018	0.018	0.0018				
%RSD:	0.6	0.6	0.6185				

10590

Element: Hg Seq. No.: 66 AS Loc.: 55 Date: 07/14/2006
Sample ID: 0607164-11

Repl #	SampleConc µg/L	StndConc µg/L	BlnkCorr Signal	Peak Area	Peak Height	Time	Peak Stored
1	0.29	0.29	0.0125	0.0605	0.0114	12:17:16	Yes
2	0.29	0.29	0.0123	0.0603	0.0114	12:17:45	Yes
Mean:	0.29	0.29	0.0124				
SD :	0.002	0.002	0.0001				
%RSD:	0.5	0.5	1.1920				

ND

Element: Hg Seq. No.: 67 AS Loc.: 56 Date: 07/14/2006
Sample ID: 0607164-12

Repl #	SampleConc µg/L	StndConc µg/L	BlnkCorr Signal	Peak Area	Peak Height	Time	Peak Stored
1	0.01	0.01	-0.0151	0.0329	0.0061	12:19:09	Yes
2	-0.04	-0.04	-0.0193	0.0287	0.0058	12:19:39	Yes
Mean:	-0.02	-0.02	-0.0172				
SD :	0.031	0.031	0.0030				
%RSD:	193.4	193.4	17.2850				

ND

Element: Hg Seq. No.: 68 AS Loc.: 57 Date: 07/14/2006
Sample ID: 0607164-13

Repl #	SampleConc µg/L	StndConc µg/L	BlnkCorr Signal	Peak Area	Peak Height	Time	Peak Stored
1	0.26	0.26	0.0091	0.0571	0.0111	12:21:04	Yes
2	0.29	0.29	0.0125	0.0605	0.0114	12:21:33	Yes
Mean:	0.27	0.27	0.0108				
SD :	0.025	0.025	0.0024				
%RSD:	9.1	9.1	22.1915				

ND

Element: Hg Seq. No.: 69 AS Loc.: 58 Date: 07/14/2006
Sample ID: 0607164-14

Repl #	SampleConc µg/L	StndConc µg/L	BlnkCorr Signal	Peak Area	Peak Height	Time	Peak Stored
1	3.75	3.75	0.3475	0.3956	0.0758	12:22:58	Yes
2	3.70	3.70	0.3421	0.3901	0.0757	12:23:28	Yes
Mean:	3.73	3.73	0.3448				
SD :	0.040	0.040	0.0038				
%RSD:	1.1	1.1	1.1086				

Element: Hg Seq. No.: 70 AS Loc.: 4 Date: 07/14/2006
Sample ID: STD 3.0

Repl #	SampleConc µg/L	StndConc µg/L	BlnkCorr Signal	Peak Area	Peak Height	Time	Peak Stored
1	3.03	3.03	0.2775	0.3255	0.0626	12:24:53	Yes
2	3.00	3.00	0.2747	0.3227	0.0627	12:25:22	Yes

Mean: 3.02 3.02 0.2761
 SD : 0.021 0.021 0.0020
 %RSD: 0.7 0.7 0.7270
 QC value within specified limits. ✓

=====
 Element: Hg Seq. No.: 71 AS Loc.: 1 Date: 07/14/2006
 Sample ID: ICCB

Repl #	SampleConc µg/L	StndConc µg/L	Blncorr Signal	Peak Area	Peak Height	Time	Peak Stored
1	0.14	0.14	-0.0024	0.0456	0.0087	12:26:46	Yes
2	0.11	0.11	-0.0047	0.0434	0.0085	12:27:15	Yes
Mean:	0.13	0.13	-0.0036				
SD :	0.016	0.016	0.0016				
%RSD:	13.1	13.1	44.4730				

QC value within specified limits. ✓

=====
 Element: Hg Seq. No.: 72 AS Loc.: 59 Date: 07/14/2006
 Sample ID: 0607164-15

Repl #	SampleConc µg/L	StndConc µg/L	Blncorr Signal	Peak Area	Peak Height	Time	Peak Stored
1	0.12	0.12	-0.0036	0.0444	0.0087	12:28:39	Yes
2	0.16	0.16	-0.0003	0.0477	0.0090	12:29:09	Yes
Mean:	0.14	0.14	-0.0019				
SD :	0.024	0.024	0.0023				
%RSD:	17.1	17.1	121.3757				

ND

=====
 Element: Hg Seq. No.: 73 AS Loc.: 60 Date: 07/14/2006
 Sample ID: 0607164-16

Repl #	SampleConc µg/L	StndConc µg/L	Blncorr Signal	Peak Area	Peak Height	Time	Peak Stored
1	0.26	0.26	0.0094	0.0575	0.0106	12:30:34	Yes
2	0.21	0.21	0.0051	0.0532	0.0103	12:31:04	Yes
Mean:	0.24	0.24	0.0073				
SD :	0.031	0.031	0.0030				
%RSD:	13.2	13.2	41.6199				

ND

=====
 Element: Hg Seq. No.: 74 AS Loc.: 61 Date: 07/14/2006
 Sample ID: 0607164-17

Repl #	SampleConc µg/L	StndConc µg/L	Blncorr Signal	Peak Area	Peak Height	Time	Peak Stored
1	1.36	1.36	0.1162	0.1642	0.0310	12:32:31	Yes
2	1.33	1.33	0.1125	0.1606	0.0308	12:33:00	Yes
Mean:	1.34	1.34	0.1144				
SD :	0.027	0.027	0.0026				
%RSD:	2.0	2.0	2.2576				

=====
 Element: Hg Seq. No.: 75 AS Loc.: 62 Date: 07/14/2006
 Sample ID: 0607164-18

Repl #	SampleConc µg/L	StndConc µg/L	Blncorr Signal	Peak Area	Peak Height	Time	Peak Stored
1	15.85	15.85	1.5171	1.5652	0.2989	12:34:27	Yes
2	15.74	15.74	1.5067	1.5547	0.2981	12:34:57	Yes

Sample absorbance is greater than that of the highest standard.

Sample absorbance is greater than that of the highest standard.

Mean: 15.79 15.79 1.5119
 SD : 0.076 0.076 0.0074
 %RSD: 0.5 0.5 0.4878

Sample absorbance is greater than that of the highest standard.

Element: Hg Seq. No.: 76 AS Loc.: 63 Date: 07/14/2006
 Sample ID: 0607164-19

Repl #	SampleConc µg/L	StndConc µg/L	BlnkCorr Signal	Peak Area	Peak Height	Time	Peak Stored
1	-0.21	-0.21	-0.0355	0.0125	0.0025	12:36:21	Yes
2	-0.19	-0.19	-0.0343	0.0137	0.0027	12:36:50	Yes
Mean:	-0.20	-0.20	-0.0349				
SD :	0.009	0.009	0.0009				
%RSD:	4.5	4.5	2.4669				

Element: Hg Seq. No.: 77 AS Loc.: 64 Date: 07/14/2006
 Sample ID: 0607164-20

Repl #	SampleConc µg/L	StndConc µg/L	BlnkCorr Signal	Peak Area	Peak Height	Time	Peak Stored
1	-0.09	-0.09	-0.0244	0.0236	0.0044	12:38:11	Yes
2	-0.10	-0.10	-0.0249	0.0232	0.0044	12:38:40	Yes
Mean:	-0.09	-0.09	-0.0246				
SD :	0.003	0.003	0.0003				
%RSD:	3.6	3.6	1.3044				

Element: Hg Seq. No.: 78 AS Loc.: 65 Date: 07/14/2006
 Sample ID: 0607164-21

Repl #	SampleConc µg/L	StndConc µg/L	BlnkCorr Signal	Peak Area	Peak Height	Time	Peak Stored
1	1.86	1.86	0.1642	0.2123	0.0410	12:40:01	Yes
2	1.83	1.83	0.1616	0.2097	0.0409	12:40:30	Yes
Mean:	1.85	1.85	0.1629				
SD :	0.019	0.019	0.0018				
%RSD:	1.0	1.0	1.1330				

Element: Hg Seq. No.: 79 AS Loc.: 66 Date: 07/14/2006
 Sample ID: 0607164-22

Repl #	SampleConc µg/L	StndConc µg/L	BlnkCorr Signal	Peak Area	Peak Height	Time	Peak Stored
1	0.83	0.83	0.0646	0.1127	0.0213	12:41:51	Yes
2	0.81	0.81	0.0627	0.1107	0.0212	12:42:20	Yes
Mean:	0.82	0.82	0.0637				
SD :	0.014	0.014	0.0014				
%RSD:	1.8	1.8	2.2025				

Element: Hg Seq. No.: 80 AS Loc.: 67 Date: 07/14/2006
 Sample ID: 0607164-23

Repl #	SampleConc µg/L	StndConc µg/L	BlnkCorr Signal	Peak Area	Peak Height	Time	Peak Stored
1	4.90	4.90	0.4578	0.5059	0.0979	12:43:43	Yes
2	4.97	4.97	0.4648	0.5129	0.0989	12:44:12	Yes
Mean:	4.93	4.93	0.4613				

SD : 0.051 0.051 0.0050
 %RSD: 1.0 1.0 1.0733

Element: Hg Seq. No.: 81 AS Loc.: 68 Date: 07/14/2006
 Sample ID: 0607164-24

Repl #	SampleConc µg/L	StndConc µg/L	Blncorr Signal	Peak Area	Peak Height	Time	Peak Stored
1	0.39	0.39	0.0224	0.0704	0.0140	12:45:35	Yes
2	0.42	0.42	0.0252	0.0732	0.0142	12:46:04	Yes
Mean:	0.41	0.41	0.0238				
SD :	0.020	0.020	0.0020				
%RSD:	5.0	5.0	8.3255				

Element: Hg Seq. No.: 82 AS Loc.: 4 Date: 07/14/2006
 Sample ID: STD 3.0

Repl #	SampleConc µg/L	StndConc µg/L	Blncorr Signal	Peak Area	Peak Height	Time	Peak Stored
1	3.01	3.01	0.2756	0.3236	0.0626	12:47:28	Yes
2	2.96	2.96	0.2708	0.3188	0.0623	12:47:58	Yes
Mean:	2.99	2.99	0.2732				
SD :	0.035	0.035	0.0034				
%RSD:	1.2	1.2	1.2373				

QC value within specified limits. ✓

Element: Hg Seq. No.: 83 AS Loc.: 1 Date: 07/14/2006
 Sample ID: ICCB

Repl #	SampleConc µg/L	StndConc µg/L	Blncorr Signal	Peak Area	Peak Height	Time	Peak Stored
1	-0.28	-0.28	-0.0424	0.0056	0.0010	12:49:20	Yes
2	-0.32	-0.32	-0.0462	0.0018	0.0005	12:49:49	Yes
Mean:	-0.30	-0.30	-0.0443				
SD :	0.028	0.028	0.0027				
%RSD:	9.3	9.3	6.0373				

QC failed, value less than lower limit for Hg.

Element: Hg Seq. No.: 84 AS Loc.: 1 Date: 07/14/2006
 Sample ID: ICCB

Repl #	SampleConc µg/L	StndConc µg/L	Blncorr Signal	Peak Area	Peak Height	Time	Peak Stored
1	-0.31	-0.31	-0.0452	0.0028	0.0005	12:51:12	Yes
2	-0.14	-0.14	-0.0297	0.0184	0.0039	12:51:43	Yes
Mean:	-0.23	-0.23	-0.0374				
SD :	0.114	0.114	0.0110				
%RSD:	50.5	50.5	29.3801				

QC value within specified limits. ✓

Element: Hg Seq. No.: 85 AS Loc.: 69 Date: 07/14/2006
 Sample ID: bg61323-dup2

Repl #	SampleConc µg/L	StndConc µg/L	Blncorr Signal	Peak Area	Peak Height	Time	Peak Stored
1	0.75	0.75	0.0572	0.1052	0.0202	12:53:06	Yes
2	0.76	0.76	0.0580	0.1060	0.0203	12:53:36	Yes
Mean:	0.76	0.76	0.0576				

± MRL

SD : 0.006 0.006 0.0006
 %RSD: 0.8 0.8 0.9740

Element: Hg Seq. No.: 86 AS Loc.: 70 Date: 07/14/2006
 Sample ID: bg61323-ms2

Repl #	SampleConc µg/L	StndConc µg/L	BlnkCorr Signal	Peak Area	Peak Height	Time	Peak Stored
1	3.89	3.89	0.3604	0.4085	0.0782	12:54:59	Yes
2	3.80	3.80	0.3523	0.4004	0.0777	12:55:29	Yes
Mean:	3.85	3.85	0.3564				
SD :	0.059	0.059	0.0057				
%RSD:	1.5	1.5	1.6082				

128%

Element: Hg Seq. No.: 87 AS Loc.: 71 Date: 07/14/2006
 Sample ID: bg61323-msd2

Repl #	SampleConc µg/L	StndConc µg/L	BlnkCorr Signal	Peak Area	Peak Height	Time	Peak Stored
1	4.07	4.07	0.3784	0.4264	0.0822	12:56:53	Yes
2	4.08	4.08	0.3788	0.4268	0.0824	12:57:22	Yes
Mean:	4.08	4.08	0.3786				
SD :	0.003	0.003	0.0003				
%RSD:							

136% $\frac{4.08 - 3.85}{3.965} \cdot 100 = 6\%$

Element: Hg Seq. No.: 88 AS Loc.: 72 Date: 07/14/2006
 Sample ID: bg61323-sd2 x5

Repl #	SampleConc µg/L	StndConc µg/L	BlnkCorr Signal	Peak Area	Peak Height	Time	Peak Stored
1	-0.20	-0.20	-0.0348	0.0132	0.0025	12:58:47	Yes
2	-0.18	-0.18	-0.0330	0.0150	0.0027	12:59:16	Yes
Mean:	-0.19	-0.19	-0.0339				
SD :	0.013	0.013	0.0013				
%RSD:	6.9	6.9	3.6930				

ND

Element: Hg Seq. No.: 89 AS Loc.: 73 Date: 07/14/2006
 Sample ID: bg61323-pds2

Repl #	SampleConc µg/L	StndConc µg/L	BlnkCorr Signal	Peak Area	Peak Height	Time	Peak Stored
1	3.41	3.41	0.3146	0.3627	0.0696	01:00:41	Yes
2	3.38	3.38	0.3115	0.3596	0.0693	01:01:10	Yes
Mean:	3.40	3.40	0.3131				
SD :	0.023	0.023	0.0022				
%RSD:	0.7	0.7	0.7016				

113%

Element: Hg Seq. No.: 90 AS Loc.: 4 Date: 07/14/2006
 Sample ID: STD 3.0

Repl #	SampleConc µg/L	StndConc µg/L	BlnkCorr Signal	Peak Area	Peak Height	Time	Peak Stored
1	3.00	3.00	0.2746	0.3227	0.0627	01:02:36	Yes
2	2.98	2.98	0.2728	0.3209	0.0627	01:03:06	Yes
Mean:	2.99	2.99	0.2737				
SD :	0.013	0.013	0.0013				
%RSD:	0.4	0.4	0.4637				

QC value within specified limits. ✓

=====
Element: Hg Seq. No.: 91 AS Loc.: 1 Date: 07/14/2006
Sample ID: ICCB
=====

Repl #	SampleConc µg/L	StndConc µg/L	BlkCorr Signal	Peak Area	Peak Height	Time	Peak Stored
1	-0.11	-0.11	-0.0261	0.0219	0.0039	01:04:29	Yes
2	-0.11	-0.11	-0.0267	0.0213	0.0040	01:04:58	Yes
Mean:	-0.11	-0.11	-0.0264				
SD :	0.004	0.004	0.0004				
%RSD:	3.6	3.6	1.4638				

QC value within specified limits. ✓

Element: Hg Seq. No.: 92 AS Loc.: 4 Date: 07/14/2006
Sample ID: STD 3.0

Repl #	SampleConc µg/L	StndConc µg/L	Blncorr Signal	Peak Area	Peak Height	Time	Peak Stored
1	3.01	3.01	0.2756	0.3236	0.0614	01:11:43	Yes
2	3.00	3.00	0.2745	0.3225	0.0616	01:12:13	Yes
Mean:	3.00	3.00	0.2750				
SD :	0.008	0.008	0.0008				
%RSD:	0.3	0.3	0.2812				

QC value within specified limits.

Element: Hg Seq. No.: 93 AS Loc.: 7 Date: 07/14/2006
Sample ID: ICV

Repl #	SampleConc µg/L	StndConc µg/L	Blncorr Signal	Peak Area	Peak Height	Time	Peak Stored
1	3.03	3.03	0.2778	0.3258	0.0628	01:13:39	Yes
2	3.03	3.03	0.2775	0.3255	0.0628	01:14:09	Yes
Mean:	3.03	3.03	0.2776				
SD :	0.003	0.003	0.0003				
%RSD:							

QC value within specified limits.

Element: Hg Seq. No.: 94 AS Loc.: 1 Date: 07/14/2006
Sample ID: ICCB

Repl #	SampleConc µg/L	StndConc µg/L	Blncorr Signal	Peak Area	Peak Height	Time	Peak Stored
1	-0.19	-0.19	-0.0339	0.0141	0.0026	01:15:34	Yes
2	-0.18	-0.18	-0.0328	0.0152	0.0026	01:16:03	Yes
Mean:	-0.18	-0.18	-0.0333				
SD :	0.008	0.008	0.0008				
%RSD:	4.3	4.3	2.2772				

QC value within specified limits.

Element: Hg Seq. No.: 95 AS Loc.: 74 Date: 07/14/2006
Sample ID: bg61322-bs1

Repl #	SampleConc µg/L	StndConc µg/L	Blncorr Signal	Peak Area	Peak Height	Time	Peak Stored
1	3.43	3.43	0.3166	0.3646	0.0689	01:17:27	Yes
2	3.42	3.42	0.3149	0.3629	0.0690	01:17:56	Yes
Mean:	3.43	3.43	0.3157				
SD :	0.012	0.012	0.0012				
%RSD:	0.4	0.4	0.3824				

11490

Element: Hg Seq. No.: 96 AS Loc.: 75 Date: 07/14/2006
Sample ID: 0607134-03 x2

Repl #	SampleConc µg/L	StndConc µg/L	Blncorr Signal	Peak Area	Peak Height	Time	Peak Stored
1	5.95	5.95	0.5597	0.6078	0.1134	01:19:21	Yes
2	5.98	5.98	0.5626	0.6106	0.1147	01:19:51	Yes
Mean:	5.96	5.96	0.5612				
SD :	0.021	0.021	0.0020				
%RSD:	0.3	0.3	0.3566				

Element: Hg Seq. No.: 97 AS Loc.: 76 Date: 07/14/2006

Sample ID: 0607134-06 x2

Repl #	SampleConc µg/L	StndConc µg/L	BlnkCorr Signal	Peak Area	Peak Height	Time	Peak Stored
1	6.57	6.57	0.6196	0.6676	0.1233	01:21:17	Yes
2	6.53	6.53	0.6161	0.6641	0.1241	01:21:46	Yes
Mean:	6.55	6.55	0.6178				
SD :	0.026	0.026	0.0025				
%RSD:	0.4	0.4	0.4049				

Element: Hg Seq. No.: 98 AS Loc.: 77 Date: 07/14/2006
Sample ID: 0607134-08 x5

Repl #	SampleConc µg/L	StndConc µg/L	BlnkCorr Signal	Peak Area	Peak Height	Time	Peak Stored
1	2.70	2.70	0.2458	0.2938	0.0552	01:23:13	Yes
2	2.68	2.68	0.2436	0.2917	0.0551	01:23:43	Yes
Mean:	2.69	2.69	0.2447				
SD :	0.016	0.016	0.0015				
%RSD:	0.6	0.6	0.6281				

Element: Hg Seq. No.: 99 AS Loc.: 78 Date: 07/14/2006
Sample ID: 0607164-02 x10

Repl #	SampleConc µg/L	StndConc µg/L	BlnkCorr Signal	Peak Area	Peak Height	Time	Peak Stored
1	3.03	3.03	0.2779	0.3259	0.0612	01:25:06	Yes
2	3.02	3.02	0.2766	0.3246	0.0610	01:25:35	Yes
Mean:	3.03	3.03	0.2772				
SD :	0.010	0.010	0.0009				
%RSD:	0.3	0.3	0.3418				

Element: Hg Seq. No.: 100 AS Loc.: 79 Date: 07/14/2006
Sample ID: 0607164-04 x5

Repl #	SampleConc µg/L	StndConc µg/L	BlnkCorr Signal	Peak Area	Peak Height	Time	Peak Stored
1	3.24	3.24	0.2976	0.3456	0.0642	01:26:56	Yes
2	3.22	3.22	0.2958	0.3439	0.0646	01:27:25	Yes
Mean:	3.23	3.23	0.2967				
SD :	0.013	0.013	0.0012				
%RSD:	0.4	0.4	0.4188				

Element: Hg Seq. No.: 101 AS Loc.: 80 Date: 07/14/2006
Sample ID: 0607164-18 x5

Repl #	SampleConc µg/L	StndConc µg/L	BlnkCorr Signal	Peak Area	Peak Height	Time	Peak Stored
1	2.78	2.78	0.2529	0.3010	0.0558	01:28:46	Yes
2	2.76	2.76	0.2514	0.2995	0.0563	01:29:15	Yes
Mean:	2.77	2.77	0.2522				
SD :	0.011	0.011	0.0011				
%RSD:	0.4	0.4	0.4214				

Element: Hg Seq. No.: 102 AS Loc.: 4 Date: 07/14/2006
Sample ID: STD 3.0

Repl #	SampleConc µg/L	StndConc µg/L	BlnkCorr Signal	Peak Area	Peak Height	Time	Peak Stored
--------	--------------------	------------------	--------------------	--------------	----------------	------	----------------

#	µg/L	µg/L	Signal	Area	Height		Stored
1	2.94	2.94	0.2688	0.3168	0.0599	01:30:39	Yes
2	2.93	2.93	0.2682	0.3163	0.0603	01:31:08	Yes
Mean:	2.94	2.94	0.2685				
SD :	0.004	0.004	0.0004				
%RSD:	0.1	0.1	0.1399				

QC value within specified limits. ✓

=====
Element: Hg Seq. No.: 103 AS Loc.: 1 Date: 07/14/2006
Sample ID: ICCB
=====

Repl #	SampleConc µg/L	StndConc µg/L	Blncorr Signal	Peak Area	Peak Height	Time	Peak Stored
1	-0.20	-0.20	-0.0346	0.0134	0.0024	01:32:32	Yes
2	-0.22	-0.22	-0.0369	0.0111	0.0022	01:33:01	Yes
Mean:	-0.21	-0.21	-0.0358				
SD :	0.017	0.017	0.0016				
%RSD:	8.1	8.1	4.5427				

QC value within specified limits. ✓

Metals Logbooks

ESS LABORATORY
METALS PREP LOGBOOK

ANALYST: 1003 HNO₃ Reagent - AR#: 0601060 Hpt Plate MS# 2 Temp (°C) 95
 DATE: 7/13/06 1:1 HCl Reagent- WR#: 060108C
 TIME: 11:00 1:1 HNO₃ Reagent- WR#: 060230W
 Batch ID: B661300 H₂O₂ Reagent- AR#: 060107LD

Sample ID	matrix	pH	Initial wgt/vol	Final wgt/vol	QC ID/Lot #	QC wgt/vol	Method	Hot Plate Number	Comments
B661300-B661	S	~	~	100.1	~	~	B050	MS# 2	
-01			1.08		6E01037	0.501			
-02			1.80		6E01037	0.501			
-03			1.25		6E01038	~			
-04			1.82						
-05			1.80						
-06			1.25						
-07			1.85						
-08			1.75						
-09			1.87						
B661300-0001			1.76						
-001			1.78		6E01037	0.501			
07191-01			1.72			~			
-02	V		1.79						
-03	S	~	1.75	100.1			B050	MS# 2	

ESS LABORATORY METALS PREP LOGBOOK

ANALYST: WJS
 DATE: 7/23/10
 TIME: 11:00 | 16:50
 Batch ID: BG61320

HNO₃ Reagent - AR#: 0606760
 1:1 HCl Reagent- WR#: 0606782
 1:1 HNO₃ Reagent- WR#: 0606308
 H₂O₂ Reagent- AR#: 0607560

Hot Plate Temp (°C)
80#2 95

Sample ID	matrix	pH	Initial wgt/vol	Final wgt/vol	QC ID/Lot #	QC wgt/vol	Method	Hot Plate Number	Comments
07191-04	S	~	1.81g	1.00g	"	"	3080	419#2	
BG61320-000			1.81g		"	"			
-033	S	~	1.77g	1.00g	6EM037	0.50g	3080	419#2	
07155-01	S	~	1.91g	1.00g	"	"	3080	419#5	16.52
WJS 7153A 08/16/09-01			~					419#	
WJS 7153B 08/16/09-02			~					419#	
WJS 7153C 08/16/09-03	S	~	~	1.00g	"	"	3080	419#	

MATRIX KEY: AQ = AQUEOUS, S = SOIL, O = OIL, F = FILTER, D = SLUDGE

ESS Laboratory
Mercury Soils Prep Logbook

Batch ID: BG61300

Reagent IDs:

Cal std ID*: 6G11019

Analyst: WJ

Aqua Regia WJ060713A

NaCl-NH₂OH*HCl WJ060530B

Date: 7/13/01

KMnO₄ WJ060630G

ICV std ID**: 6G11020

Sample		Quality Control		COMMENTS	Final Vol (ml)	Bath #	Temp. (°C)	Time in	Time out
ID	Wgt (g)	ID/Lot #	Spike wt/vol						
BG61300-0101	~	~	~		40	WB#2	25	16:00	16:30
-051	1	6G11020	0.12						
-0501	~	6G11020	0.12						
-0501	2.63	6G11020	~						
071301-01	0.61g	~	~						
-02	0.66g								
-03	0.62g								
-04	0.66g								
-05	0.65g								
-06	0.67g								
-07	0.67g								
-08	0.62g								
-09	0.63g								
BG61300-0101	0.63g	~	~						
-051	0.64g	6G11020	0.12						
-0501	0.61g	6G11020	0.12						
07141-01	0.60g	~	~						
-02	0.67g								
-03	0.61g								
-04	0.66g								
BG61300-0101	0.66g	~	~						
-051	0.61g	6G11020	0.12						
-0501	0.65g	6G11020	0.12		40	WB#2	25	16:00	16:30
WJ 7/13/01 07113-01	~	~	~					~	~
WJ 7/13/01 02	~	~	~		40	WB#2	25	~	~

* Calibration standards are prepared daily at 0.0, 0.5, 1.0, 3.0, and 5.0 ppb. See SOP for preparation instructions.

**ICV is prepared daily at a concentration of 2.0 ppb. See SOP for preparation instructions.

CONTROL# 30.0011-0601A

ESS Laboratory

Mercury Soils Prep Logbook

Batch ID: 15661322

Reagent IDs:

Cal std ID*: 6G11015

Analyst: PMS

Aqua Regia W070673A

NaCl-NH₂OH*HCl W0706730B

Date: 7/13/11

KMnO₄ W0706730C

ICV std ID**: 6G11020

Sample		Quality Control		COMMENTS	Final Vol (ml)	Bath #	Temp. (°C)	Time in	Time out
ID	Wgt (g)	ID/Lot #	Spike wt/vol						
07163-03 W071131W	"	"	"		40	W5#3	28	2:00	2:15
07164-01	0.6g							2:06	2:51
-02	0.6g								
-03	0.6g								
-04	0.6g				40	W5#3	28	2:06	2:51

* Calibration standards are prepared daily at 0.0, 0.5, 1.0, 3.0, and 5.0 ppb. See SOP for preparation instructions.
 **ICV is prepared daily at a concentration of 2.0 ppb. See SOP for preparation instructions.
 CONTROL# 30.0011-0601A



DataPack™

Lot No. D048-540
Revised: 09/12/05

Trace Metals in Soil

Catalog No. 540

Certification


Method 3050 HNO₃, H₂O₂, HCL

Parameter	Total Concentration ¹ (mg/Kg)	Certified Value ² (mg/Kg)	Performance Acceptance Limits™ ³ (mg/Kg)
aluminum	55800*	7590	4390 - 10800
antimony	194	77.5	D.L. - 173
arsenic	90.3	80.9	64.5 - 97.3
barium	810*	156	128 - 184
beryllium	157	143	117 - 169
boron	144	96.6	54.0 - 139
cadmium	264	233	188 - 277
calcium	10500*	4320	3420 - 5220
chromium	73.9	60.8	47.7 - 73.8
cobalt	74.3	68.6	56.1 - 81.1
copper	144	131	108 - 154
iron	24400*	14400	7420 - 21400
lead	96.8	76.8	61.9 - 91.8
magnesium	3780*	2220	1710 - 2730
manganese	579	304	243 - 365
mercury	3.66	3.60	2.45 - 4.75
molybdenum	70.1	58.4	46.3 - 70.5
nickel	61.2	49.6	40.4 - 58.8
potassium	32500*	2380	1700 - 3060
selenium	94.9	82.9	62.6 - 103
silver	89.6	80.0	49.0 - 111
sodium	14900*	456	254 - 658
strontium	327	113	90.1 - 136
thallium	178	158	119 - 197
tin	199	175	122 - 228
titanium	3100*	281	111 - 451
vanadium	111	72.4	51.7 - 93.0
zinc	140	116	90.5 - 141

6E04038

Method 3050 HNO₃, H₂O₂

Parameter	Total Concentration ¹ mg/Kg	Certified Value ² mg/Kg	Performance Acceptance Limits™ ³ mg/Kg
aluminum	55800*	8250	4770 - 11700
antimony	194	62.2	D.L. - 171
arsenic	90.3	79.8	61.2 - 98.4
barium	810*	159	125 - 193
beryllium	157	148	114 - 182
boron	144	97.8	64.4 - 131
cadmium	264	240	191 - 289
calcium	10500*	4450	3450 - 5450
chromium	73.9	57.9	45.3 - 70.5
cobalt	74.3	68.3	54.9 - 81.7
copper	144	131	106 - 156
iron	24400*	12700	7300 - 18000
lead	96.8	79.3	62.4 - 96.2
magnesium	3780*	2420	1800 - 3040
manganese	579	305	240 - 371
mercury	3.66	3.60	2.45 - 4.75
molybdenum	70.1	56.7	46.3 - 73.7
nickel	61.2	51.8	40.4 - 58.8
potassium	32500*	2570	1700 - 3060
selenium	94.9	82.9	62.6 - 103
silver	89.6	80.0	49.0 - 111
sodium	14900*	456	254 - 658
strontium	327	113	90.1 - 136
thallium	178	158	119 - 197
tin	199	175	122 - 228
titanium	3100*	281	111 - 451
vanadium	111	66.9	48.7 - 85.2
zinc	140	116	91.6 - 140



Semi-Volatile Organics Data Package

Semi-Volatile Organics Sample Data

ESS Laboratory

Division of Thielsch Engineering, Inc.

CERTIFICATE OF ANALYSIS

Client Name: MACTEC Engineering & Consulting, Inc.
Client Project ID: Providence Gorham Site
Client Sample ID: SS-SI26
Date Sampled: 07/12/06 13:00
Percent Solids: 19
Initial Volume: 19.4
Final Volume: 1
Extraction Method: 3541

ESS Laboratory Work Order: 0607134
ESS Laboratory Sample ID: 0607134-01
Sample Matrix: Soil
Analyst: VSC
Prepared: 07/13/06

8270C Polynuclear Aromatic Hydrocarbons

<u>Analyte</u>	<u>Results</u>	<u>Units</u>	<u>MRL</u>	<u>DF</u>	<u>Analyzed</u>
1-Methylnaphthalene	ND	ug/Kg dry	2710	1	07/13/06
2-Methylnaphthalene	ND	ug/Kg dry	2710	1	07/13/06
Acenaphthene	ND	ug/Kg dry	2710	1	07/13/06
Acenaphthylene	ND	ug/Kg dry	2710	1	07/13/06
Anthracene	ND	ug/Kg dry	2710	1	07/13/06
Benzo(a)anthracene	ND	ug/Kg dry	2710	1	07/13/06
Benzo(a)pyrene	ND	ug/Kg dry	2710	1	07/13/06
Benzo(b)fluoranthene	ND	ug/Kg dry	2710	1	07/13/06
Benzo(g,h,i)perylene	ND	ug/Kg dry	2710	1	07/13/06
Benzo(k)fluoranthene	ND	ug/Kg dry	2710	1	07/13/06
Chrysene	ND	ug/Kg dry	2710	1	07/13/06
Dibenzo(a,h)Anthracene	ND	ug/Kg dry	2710	1	07/13/06
Fluoranthene	ND	ug/Kg dry	2710	1	07/13/06
Fluorene	ND	ug/Kg dry	2710	1	07/13/06
Indeno(1,2,3-cd)Pyrene	ND	ug/Kg dry	2710	1	07/13/06
Naphthalene	ND	ug/Kg dry	2710	1	07/13/06
Phenanthrene	ND	ug/Kg dry	2710	1	07/13/06
Pyrene	ND	ug/Kg dry	2710	1	07/13/06

	<u>%Recovery</u>	<u>Qualifier</u>	<u>Limits</u>
Surrogate: 1,2-Dichlorobenzene-d4	40 %		30-130
Surrogate: 2-Fluorobiphenyl	44 %		30-130
Surrogate: Nitrobenzene-d5	39 %		30-130
Surrogate: p-Terphenyl-d14	39 %		30-130

ESS Laboratory

Division of Thielsch Engineering, Inc.

CERTIFICATE OF ANALYSIS

Client Name: MACTEC Engineering & Consulting, Inc.
Client Project ID: Providence Gorham Site
Client Sample ID: SS-SI27
Date Sampled: 07/12/06 13:15
Percent Solids: 82
Initial Volume: 20.6
Final Volume: 1
Extraction Method: 3541

ESS Laboratory Work Order: 0607134
ESS Laboratory Sample ID: 0607134-02
Sample Matrix: Soil
Analyst: VSC
Prepared: 07/15/06

8270C Polynuclear Aromatic Hydrocarbons

<u>Analyte</u>	<u>Results</u>	<u>Units</u>	<u>MRL</u>	<u>DF</u>	<u>Analyzed</u>
1-Methylnaphthalene	ND	ug/Kg dry	592	1	07/18/06
2-Methylnaphthalene	ND	ug/Kg dry	592	1	07/18/06
Acenaphthene	ND	ug/Kg dry	592	1	07/18/06
Acenaphthylene	ND	ug/Kg dry	592	1	07/18/06
Anthracene	ND	ug/Kg dry	592	1	07/18/06
Benzo(a)anthracene	ND	ug/Kg dry	592	1	07/18/06
Benzo(a)pyrene	ND	ug/Kg dry	592	1	07/18/06
Benzo(b)fluoranthene	ND	ug/Kg dry	592	1	07/18/06
Benzo(g,h,i)perylene	ND	ug/Kg dry	592	1	07/18/06
Benzo(k)fluoranthene	ND	ug/Kg dry	592	1	07/18/06
Chrysene	ND	ug/Kg dry	592	1	07/18/06
Dibenzo(a,h)Anthracene	ND	ug/Kg dry	592	1	07/18/06
Fluoranthene	ND	ug/Kg dry	592	1	07/18/06
Fluorene	ND	ug/Kg dry	592	1	07/18/06
Indeno(1,2,3-cd)Pyrene	ND	ug/Kg dry	592	1	07/18/06
Naphthalene	ND	ug/Kg dry	592	1	07/18/06
Phenanthrene	ND	ug/Kg dry	592	1	07/18/06
Pyrene	ND	ug/Kg dry	592	1	07/18/06

	<u>%Recovery</u>	<u>Qualifier</u>	<u>Limits</u>
Surrogate: 1,2-Dichlorobenzene-d4	80 %		30-130
Surrogate: 2-Fluorobiphenyl	80 %		30-130
Surrogate: Nitrobenzene-d5	75 %		30-130
Surrogate: p-Terphenyl-d14	74 %		30-130

ESS Laboratory

Division of Thielsch Engineering, Inc.

CERTIFICATE OF ANALYSIS

Client Name: MACTEC Engineering & Consulting, Inc.
Client Project ID: Providence Gorham Site
Client Sample ID: SS-SI28
Date Sampled: 07/12/06 13:30
Percent Solids: 84
Initial Volume: 20
Final Volume: 1
Extraction Method: 3541

ESS Laboratory Work Order: 0607134
ESS Laboratory Sample ID: 0607134-03
Sample Matrix: Soil
Analyst: VSC
Prepared: 07/13/06

8270C Polynuclear Aromatic Hydrocarbons

<u>Analyte</u>	<u>Results</u>	<u>Units</u>	<u>MRL</u>	<u>DF</u>	<u>Analyzed</u>
1-Methylnaphthalene	ND	ug/Kg dry	595	1	07/13/06
2-Methylnaphthalene	ND	ug/Kg dry	595	1	07/13/06
Acenaphthene	ND	ug/Kg dry	595	1	07/13/06
Acenaphthylene	ND	ug/Kg dry	595	1	07/13/06
Anthracene	995	ug/Kg dry	595	1	07/13/06
Benzo(a)anthracene	2150	ug/Kg dry	595	1	07/13/06
Benzo(a)pyrene	1990	ug/Kg dry	595	1	07/13/06
Benzo(b)fluoranthene	2000	ug/Kg dry	595	1	07/13/06
Benzo(g,h,i)perylene	660	ug/Kg dry	595	1	07/13/06
Benzo(k)fluoranthene	1570	ug/Kg dry	595	1	07/13/06
Chrysene	2320	ug/Kg dry	595	1	07/13/06
Dibenzo(a,h)Anthracene	ND	ug/Kg dry	595	1	07/13/06
Fluoranthene	4540	ug/Kg dry	595	1	07/13/06
Fluorene	ND	ug/Kg dry	595	1	07/13/06
Indeno(1,2,3-cd)Pyrene	730	ug/Kg dry	595	1	07/13/06
Naphthalene	ND	ug/Kg dry	595	1	07/13/06
Phenanthrene	3900	ug/Kg dry	595	1	07/13/06
Pyrene	3810	ug/Kg dry	595	1	07/13/06

	<u>%Recovery</u>	<u>Qualifier</u>	<u>Limits</u>
Surrogate: 1,2-Dichlorobenzene-d4	59 %		30-130
Surrogate: 2-Fluorobiphenyl	66 %		30-130
Surrogate: Nitrobenzene-d5	58 %		30-130
Surrogate: p-Terphenyl-d14	69 %		30-130

ESS Laboratory

Division of Thielsch Engineering, Inc.

CERTIFICATE OF ANALYSIS

Client Name: MACTEC Engineering & Consulting, Inc.
Client Project ID: Providence Gorham Site
Client Sample ID: SS-SI29
Date Sampled: 07/12/06 13:45
Percent Solids: 88
Initial Volume: 20.9
Final Volume: 1
Extraction Method: 3541

ESS Laboratory Work Order: 0607134
ESS Laboratory Sample ID: 0607134-04
Sample Matrix: Soil
Analyst: VSC
Prepared: 07/13/06

8270C Polynuclear Aromatic Hydrocarbons

<u>Analyte</u>	<u>Results</u>	<u>Units</u>	<u>MRL</u>	<u>DF</u>	<u>Analyzed</u>
1-Methylnaphthalene	ND	ug/Kg dry	544	1	07/14/06
2-Methylnaphthalene	ND	ug/Kg dry	544	1	07/14/06
Acenaphthene	ND	ug/Kg dry	544	1	07/14/06
Acenaphthylene	ND	ug/Kg dry	544	1	07/14/06
Anthracene	ND	ug/Kg dry	544	1	07/14/06
Benzo(a)anthracene	ND	ug/Kg dry	544	1	07/14/06
Benzo(a)pyrene	ND	ug/Kg dry	544	1	07/14/06
Benzo(b)fluoranthene	ND	ug/Kg dry	544	1	07/14/06
Benzo(g,h,i)perylene	ND	ug/Kg dry	544	1	07/14/06
Benzo(k)fluoranthene	ND	ug/Kg dry	544	1	07/14/06
Chrysene	ND	ug/Kg dry	544	1	07/14/06
Dibenzo(a,h)Anthracene	ND	ug/Kg dry	544	1	07/14/06
Fluoranthene	ND	ug/Kg dry	544	1	07/14/06
Fluorene	ND	ug/Kg dry	544	1	07/14/06
Indeno(1,2,3-cd)Pyrene	ND	ug/Kg dry	544	1	07/14/06
Naphthalene	ND	ug/Kg dry	544	1	07/14/06
Phenanthrene	ND	ug/Kg dry	544	1	07/14/06
Pyrene	ND	ug/Kg dry	544	1	07/14/06

	<u>%Recovery</u>	<u>Qualifier</u>	<u>Limits</u>
Surrogate: 1,2-Dichlorobenzene-d4	58 %		30-130
Surrogate: 2-Fluorobiphenyl	61 %		30-130
Surrogate: Nitrobenzene-d5	53 %		30-130
Surrogate: p-Terphenyl-d14	60 %		30-130

ESS Laboratory

Division of Thielsch Engineering, Inc.

CERTIFICATE OF ANALYSIS

Client Name: MACTEC Engineering & Consulting, Inc.
Client Project ID: Providence Gorham Site
Client Sample ID: SS-SI30
Date Sampled: 07/12/06 14:00
Percent Solids: 91
Initial Volume: 20.4
Final Volume: 1
Extraction Method: 3541

ESS Laboratory Work Order: 0607134
ESS Laboratory Sample ID: 0607134-05
Sample Matrix: Soil
Analyst: VSC
Prepared: 07/13/06

8270C Polynuclear Aromatic Hydrocarbons

<u>Analyte</u>	<u>Results</u>	<u>Units</u>	<u>MRL</u>	<u>DF</u>	<u>Analyzed</u>
1-Methylnaphthalene	ND	ug/Kg dry	539	1	07/14/06
2-Methylnaphthalene	ND	ug/Kg dry	539	1	07/14/06
Acenaphthene	656	ug/Kg dry	539	1	07/14/06
Acenaphthylene	ND	ug/Kg dry	539	1	07/14/06
Anthracene	1470	ug/Kg dry	539	1	07/14/06
Benzo(a)anthracene	3600	ug/Kg dry	539	1	07/14/06
Benzo(a)pyrene	3220	ug/Kg dry	539	1	07/14/06
Benzo(b)fluoranthene	4090	ug/Kg dry	539	1	07/14/06
Benzo(g,h,i)perylene	1190	ug/Kg dry	539	1	07/14/06
Benzo(k)fluoranthene	2980	ug/Kg dry	539	1	07/14/06
Chrysene	3880	ug/Kg dry	539	1	07/14/06
Dibenzo(a,h)Anthracene	ND	ug/Kg dry	539	1	07/14/06
Fluoranthene	6620	ug/Kg dry	539	1	07/14/06
Fluorene	686	ug/Kg dry	539	1	07/14/06
Indeno(1,2,3-cd)Pyrene	1220	ug/Kg dry	539	1	07/14/06
Naphthalene	ND	ug/Kg dry	539	1	07/14/06
Phenanthrene	6210	ug/Kg dry	539	1	07/14/06
Pyrene	6290	ug/Kg dry	539	1	07/14/06

	<u>%Recovery</u>	<u>Qualifier</u>	<u>Limits</u>
Surrogate: 1,2-Dichlorobenzene-d4	61 %		30-130
Surrogate: 2-Fluorobiphenyl	68 %		30-130
Surrogate: Nitrobenzene-d5	59 %		30-130
Surrogate: p-Terphenyl-d14	71 %		30-130

ESS Laboratory

Division of Thielsch Engineering, Inc.

CERTIFICATE OF ANALYSIS

Client Name: MACTEC Engineering & Consulting, Inc.
Client Project ID: Providence Gorham Site
Client Sample ID: SS-SI31
Date Sampled: 07/12/06 14:15
Percent Solids: 74
Initial Volume: 20.5
Final Volume: 1
Extraction Method: 3541

ESS Laboratory Work Order: 0607134
ESS Laboratory Sample ID: 0607134-06
Sample Matrix: Soil
Analyst: VSC
Prepared: 07/13/06

8270C Polynuclear Aromatic Hydrocarbons

Analyte	Results	Units	MRL	DF	Analyzed
1-Methylnaphthalene	2480	ug/Kg dry	659	1	07/14/06
2-Methylnaphthalene	3170	ug/Kg dry	659	1	07/14/06
Acenaphthene	6760	ug/Kg dry	659	1	07/14/06
Acenaphthylene	ND	ug/Kg dry	659	1	07/14/06
Anthracene	11100	ug/Kg dry	659	1	07/14/06
Benzo(a)anthracene	E 21400	ug/Kg dry	659	1	07/14/06
Benzo(a)pyrene	E 15100	ug/Kg dry	659	1	07/14/06
Benzo(b)fluoranthene	E 23600	ug/Kg dry	659	1	07/14/06
Benzo(g,h,i)perylene	5890	ug/Kg dry	659	1	07/14/06
Benzo(k)fluoranthene	E ND	ug/Kg dry	659	1	07/14/06
Chrysene	E 16600	ug/Kg dry	659	1	07/14/06
Dibenzo(a,h)Anthracene	ND	ug/Kg dry	659	1	07/14/06
Fluoranthene	E 37900	ug/Kg dry	659	1	07/14/06
Fluorene	7040	ug/Kg dry	659	1	07/14/06
Indeno(1,2,3-cd)Pyrene	6120	ug/Kg dry	659	1	07/14/06
Naphthalene	5030	ug/Kg dry	659	1	07/14/06
Phenanthrene	E 48200	ug/Kg dry	659	1	07/14/06
Pyrene	E 34600	ug/Kg dry	659	1	07/14/06

	%Recovery	Qualifier	Limits
Surrogate: 1,2-Dichlorobenzene-d4	68 %		30-130
Surrogate: 2-Fluorobiphenyl	73 %		30-130
Surrogate: Nitrobenzene-d5	64 %		30-130
Surrogate: p-Terphenyl-d14	85 %		30-130

REVISED

AUG 01, 2006

ESS Laboratory

Division of Thielsch Engineering, Inc.

CERTIFICATE OF ANALYSIS

Client Name: MACTEC Engineering & Consulting, Inc.
Client Project ID: Providence Gorham Site
Client Sample ID: SS-SI31
Date Sampled: 07/12/06 14:15
Percent Solids: 74
Initial Volume: 20.5
Final Volume: 1
Extraction Method: 3541

ESS Laboratory Work Order: 0607134
ESS Laboratory Sample ID: 0607134-06RE1
Sample Matrix: Soil
Analyst: VSC
Prepared: 07/13/06

8270C Polynuclear Aromatic Hydrocarbons

<u>Analyte</u>	<u>Results</u>	<u>Units</u>	<u>MRL</u>	<u>DF</u>	<u>Analyzed</u>
1-Methylnaphthalene	ND	ug/Kg dry	6590	10	07/14/06
2-Methylnaphthalene	ND	ug/Kg dry	6590	10	07/14/06
Acenaphthene	8230	ug/Kg dry	6590	10	07/14/06
Acenaphthylene	ND	ug/Kg dry	6590	10	07/14/06
Anthracene	16100	ug/Kg dry	6590	10	07/14/06
Benzo(a)anthracene	21600	ug/Kg dry	6590	10	07/14/06
Benzo(a)pyrene	18500	ug/Kg dry	6590	10	07/14/06
Benzo(b)fluoranthene	18100	ug/Kg dry	6590	10	07/14/06
Benzo(g,h,i)perylene	ND	ug/Kg dry	6590	10	07/14/06
Benzo(k)fluoranthene	16100	ug/Kg dry	6590	10	07/14/06
Chrysene	21700	ug/Kg dry	6590	10	07/14/06
Dibenzo(a,h)Anthracene	ND	ug/Kg dry	6590	10	07/14/06
Fluoranthene	49500	ug/Kg dry	6590	10	07/14/06
Fluorene	8800	ug/Kg dry	6590	10	07/14/06
Indeno(1,2,3-cd)Pyrene	ND	ug/Kg dry	6590	10	07/14/06
Naphthalene	ND	ug/Kg dry	6590	10	07/14/06
Phenanthrene	56600	ug/Kg dry	6590	10	07/14/06
Pyrene	41800	ug/Kg dry	6590	10	07/14/06

	<u>%Recovery</u>	<u>Qualifier</u>	<u>Limits</u>
Surrogate: 1,2-Dichlorobenzene-d4	82 %		30-130
Surrogate: 2-Fluorobiphenyl	81 %		30-130
Surrogate: Nitrobenzene-d5	73 %		30-130
Surrogate: p-Terphenyl-d14	83 %		30-130

REVISED

AUG 01 2006

ESS Laboratory

Division of Thielsch Engineering, Inc.

CERTIFICATE OF ANALYSIS

Client Name: MACTEC Engineering & Consulting, Inc.
Client Project ID: Providence Gorham Site
Client Sample ID: SS-SI32
Date Sampled: 07/12/06 14:30
Percent Solids: 85
Initial Volume: 19.9
Final Volume: 1
Extraction Method: 3541

ESS Laboratory Work Order: 0607134
ESS Laboratory Sample ID: 0607134-07
Sample Matrix: Soil
Analyst: VSC
Prepared: 07/13/06

8270C Polynuclear Aromatic Hydrocarbons

<u>Analyte</u>	<u>Results</u>	<u>Units</u>	<u>MRL</u>	<u>DF</u>	<u>Analyzed</u>
1-Methylnaphthalene	ND	ug/Kg dry	591	1	07/14/06
2-Methylnaphthalene	673	ug/Kg dry	591	1	07/14/06
Acenaphthene	1970	ug/Kg dry	591	1	07/14/06
Acenaphthylene	ND	ug/Kg dry	591	1	07/14/06
Anthracene	3910	ug/Kg dry	591	1	07/14/06
Benzo(a)anthracene	7070	ug/Kg dry	591	1	07/14/06
Benzo(a)pyrene	5720	ug/Kg dry	591	1	07/14/06
Benzo(b)fluoranthene	7530	ug/Kg dry	591	1	07/14/06
Benzo(g,h,i)perylene	1540	ug/Kg dry	591	1	07/14/06
Benzo(k)fluoranthene	3310	ug/Kg dry	591	1	07/14/06
Chrysene	6600	ug/Kg dry	591	1	07/14/06
Dibenzo(a,h)Anthracene	ND	ug/Kg dry	591	1	07/14/06
Fluoranthene	E 13400	ug/Kg dry	591	1	07/14/06
Fluorene	2100	ug/Kg dry	591	1	07/14/06
Indeno(1,2,3-cd)Pyrene	1750	ug/Kg dry	591	1	07/14/06
Naphthalene	1360	ug/Kg dry	591	1	07/14/06
Phenanthrene	E 13500	ug/Kg dry	591	1	07/14/06
Pyrene	11200	ug/Kg dry	591	1	07/14/06

	<u>%Recovery</u>	<u>Qualifier</u>	<u>Limits</u>
Surrogate: 1,2-Dichlorobenzene-d4	48 %		30-130
Surrogate: 2-Fluorobiphenyl	52 %		30-130
Surrogate: Nitrobenzene-d5	47 %		30-130
Surrogate: p-Terphenyl-d14	51 %		30-130

REVISED

07/14/06

ESS Laboratory

Division of Thielsch Engineering, Inc.

CERTIFICATE OF ANALYSIS

Client Name: MACTEC Engineering & Consulting, Inc.
Client Project ID: Providence Gorham Site
Client Sample ID: SS-SI32
Date Sampled: 07/12/06 14:30
Percent Solids: 85
Initial Volume: 19.9
Final Volume: 1
Extraction Method: 3541

ESS Laboratory Work Order: 0607134
ESS Laboratory Sample ID: 0607134-07RE1
Sample Matrix: Soil
Analyst: VSC
Prepared: 07/13/06

8270C Polynuclear Aromatic Hydrocarbons

<u>Analyte</u>	<u>Results</u>	<u>Units</u>	<u>MRL</u>	<u>DF</u>	<u>Analyzed</u>
1-Methylnaphthalene	ND	ug/Kg dry	2960	5	07/14/06
2-Methylnaphthalene	ND	ug/Kg dry	2960	5	07/14/06
Acenaphthene	ND	ug/Kg dry	2960	5	07/14/06
Acenaphthylene	ND	ug/Kg dry	2960	5	07/14/06
Anthracene	4930	ug/Kg dry	2960	5	07/14/06
Benzo(a)anthracene	7280	ug/Kg dry	2960	5	07/14/06
Benzo(a)pyrene	6770	ug/Kg dry	2960	5	07/14/06
Benzo(b)fluoranthene	6210	ug/Kg dry	2960	5	07/14/06
Benzo(g,h,i)perylene	ND	ug/Kg dry	2960	5	07/14/06
Benzo(k)fluoranthene	6000	ug/Kg dry	2960	5	07/14/06
Chrysene	7650	ug/Kg dry	2960	5	07/14/06
Dibenzo(a,h)Anthracene	ND	ug/Kg dry	2960	5	07/14/06
Fluoranthene	16900	ug/Kg dry	2960	5	07/14/06
Fluorene	ND	ug/Kg dry	2960	5	07/14/06
Indeno(1,2,3-cd)Pyrene	ND	ug/Kg dry	2960	5	07/14/06
Naphthalene	ND	ug/Kg dry	2960	5	07/14/06
Phenanthrene	17100	ug/Kg dry	2960	5	07/14/06
Pyrene	14100	ug/Kg dry	2960	5	07/14/06

	<u>%Recovery</u>	<u>Qualifier</u>	<u>Limits</u>
Surrogate: 1,2-Dichlorobenzene-d4	55 %		30-130
Surrogate: 2-Fluorobiphenyl	61 %		30-130
Surrogate: Nitrobenzene-d5	49 %		30-130
Surrogate: p-Terphenyl-d14	58 %		30-130

REVISED

AUG 07 2006
REVISED

ESS Laboratory

Division of Thielsch Engineering, Inc.

CERTIFICATE OF ANALYSIS

Client Name: MACTEC Engineering & Consulting, Inc.
 Client Project ID: Providence Gorham Site
 Client Sample ID: SS-SI33 S100
 Date Sampled: 07/12/06 14:45
 Percent Solids: 84
 Initial Volume: 20.1
 Final Volume: 1
 Extraction Method: 3541

ESS Laboratory Work Order: 0607134
 ESS Laboratory Sample ID: 0607134-08
 Sample Matrix: Soil
 Analyst: VSC
 Prepared: 07/13/06

8270C Polynuclear Aromatic Hydrocarbons

Analyte	Results	Units	MRL	DF	Analyzed
1-Methylnaphthalene	4240	ug/Kg dry	592	1	07/14/06
2-Methylnaphthalene	5670	ug/Kg dry	592	1	07/14/06
Acenaphthene	11600	ug/Kg dry	592	1	07/14/06
Acenaphthylene	3800	ug/Kg dry	592	1	07/14/06
Anthracene	E 15700	ug/Kg dry	592	1	07/14/06
Benzo(a)anthracene	E 57800	ug/Kg dry	592	1	07/14/06
Benzo(a)pyrene	E 38400	ug/Kg dry	592	1	07/14/06
Benzo(b)fluoranthene	E 56500	ug/Kg dry	592	1	07/14/06
Benzo(g,h,i)perylene	E 20800	ug/Kg dry	592	1	07/14/06
Benzo(k)fluoranthene	E ND	ug/Kg dry	592	1	07/14/06
Chrysene	E 36500	ug/Kg dry	592	1	07/14/06
Dibenzo(a,h)Anthracene	1640	ug/Kg dry	592	1	07/14/06
Fluoranthene	E 83100	ug/Kg dry	592	1	07/14/06
Fluorene	E 12100	ug/Kg dry	592	1	07/14/06
Indeno(1,2,3-cd)Pyrene	E 20800	ug/Kg dry	592	1	07/14/06
Naphthalene	11000	ug/Kg dry	592	1	07/14/06
Phenanthrene	E 97100	ug/Kg dry	592	1	07/14/06
Pyrene	E 96000	ug/Kg dry	592	1	07/14/06

	%Recovery	Qualifier	Limits
Surrogate: 1,2-Dichlorobenzene-d4	57 %		30-130
Surrogate: 2-Fluorobiphenyl	66 %		30-130
Surrogate: Nitrobenzene-d5	59 %		30-130
Surrogate: p-Terphenyl-d14	118 %		30-130

REVISED

AUG 07 2006

ESS Laboratory

Division of Thielsch Engineering, Inc.

CERTIFICATE OF ANALYSIS

Client Name: MACTEC Engineering & Consulting, Inc.
Client Project ID: Providence Gorham Site
Client Sample ID: SS-SI33 S100
Date Sampled: 07/12/06 14:45
Percent Solids: 84
Initial Volume: 20.1
Final Volume: 1
Extraction Method: 3541

ESS Laboratory Work Order: 0607134
ESS Laboratory Sample ID: 0607134-08RE1
Sample Matrix: Soil
Analyst: VSC
Prepared: 07/13/06

8270C Polynuclear Aromatic Hydrocarbons

<u>Analyte</u>	<u>Results</u>	<u>Units</u>	<u>MRL</u>	<u>DF</u>	<u>Analyzed</u>
1-Methylnaphthalene	ND	ug/Kg dry	11800	20	07/14/06
2-Methylnaphthalene	ND	ug/Kg dry	11800	20	07/14/06
Acenaphthene	13600	ug/Kg dry	11800	20	07/14/06
Acenaphthylene	ND	ug/Kg dry	11800	20	07/14/06
Anthracene	25200	ug/Kg dry	11800	20	07/14/06
Benzo(a)anthracene	47900	ug/Kg dry	11800	20	07/14/06
Benzo(a)pyrene	44400	ug/Kg dry	11800	20	07/14/06
Benzo(b)fluoranthene	41500	ug/Kg dry	11800	20	07/14/06
Benzo(g,h,i)perylene	14700	ug/Kg dry	11800	20	07/14/06
Benzo(k)fluoranthene	46400	ug/Kg dry	11800	20	07/14/06
Chrysene	49800	ug/Kg dry	11800	20	07/14/06
Dibenzo(a,h)Anthracene	ND	ug/Kg dry	11800	20	07/14/06
Fluoranthene	105000	ug/Kg dry	11800	20	07/14/06
Fluorene	14800	ug/Kg dry	11800	20	07/14/06
Indeno(1,2,3-cd)Pyrene	16100	ug/Kg dry	11800	20	07/14/06
Naphthalene	14100	ug/Kg dry	11800	20	07/14/06
Phenanthrene	101000	ug/Kg dry	11800	20	07/14/06
Pyrene	90400	ug/Kg dry	11800	20	07/14/06

	<u>%Recovery</u>	<u>Qualifier</u>	<u>Limits</u>
Surrogate: 1,2-Dichlorobenzene-d4	63 %		30-130
Surrogate: 2-Fluorobiphenyl	63 %		30-130
Surrogate: Nitrobenzene-d5	53 %		30-130
Surrogate: p-Terphenyl-d14	70 %		30-130

REVISED

AUG 01 2006

ESS Laboratory

Division of Thielsch Engineering, Inc.

CERTIFICATE OF ANALYSIS

Client Name: MACTEC Engineering & Consulting, Inc.
Client Project ID: Providence Gorham Site
Client Sample ID: SS-SI33 S105
Date Sampled: 07/12/06 14:45
Percent Solids: 89
Initial Volume: 20.9
Final Volume: 1
Extraction Method: 3541

ESS Laboratory Work Order: 0607134
ESS Laboratory Sample ID: 0607134-09
Sample Matrix: Soil
Analyst: VSC
Prepared: 07/13/06

8270C Polynuclear Aromatic Hydrocarbons

<u>Analyte</u>	<u>Results</u>	<u>Units</u>	<u>MRL</u>	<u>DF</u>	<u>Analyzed</u>
1-Methylnaphthalene	ND	ug/Kg dry	538	1	07/14/06
2-Methylnaphthalene	551	ug/Kg dry	538	1	07/14/06
Acenaphthene	1970	ug/Kg dry	538	1	07/14/06
Acenaphthylene	ND	ug/Kg dry	538	1	07/14/06
Anthracene	3540	ug/Kg dry	538	1	07/14/06
Benzo(a)anthracene	7720	ug/Kg dry	538	1	07/14/06
Benzo(a)pyrene	7110	ug/Kg dry	538	1	07/14/06
Benzo(b)fluoranthene	10600	ug/Kg dry	538	1	07/14/06
Benzo(g,h,i)perylene	2380	ug/Kg dry	538	1	07/14/06
Benzo(k)fluoranthene	3760	ug/Kg dry	538	1	07/14/06
Chrysene	7700	ug/Kg dry	538	1	07/14/06
Dibenzo(a,h)Anthracene	ND	ug/Kg dry	538	1	07/14/06
Fluoranthene	E 13000	ug/Kg dry	538	1	07/14/06
Fluorene	2230	ug/Kg dry	538	1	07/14/06
Indeno(1,2,3-cd)Pyrene	2480	ug/Kg dry	538	1	07/14/06
Naphthalene	1020	ug/Kg dry	538	1	07/14/06
Phenanthrene	E 12800	ug/Kg dry	538	1	07/14/06
Pyrene	E 11000	ug/Kg dry	538	1	07/14/06

	<u>%Recovery</u>	<u>Qualifier</u>	<u>Limits</u>
Surrogate: 1,2-Dichlorobenzene-d4	70 %		30-130
Surrogate: 2-Fluorobiphenyl	75 %		30-130
Surrogate: Nitrobenzene-d5	68 %		30-130
Surrogate: p-Terphenyl-d14	79 %		30-130

REVISED

ESS Laboratory

Division of Thielsch Engineering, Inc.

CERTIFICATE OF ANALYSIS

Client Name: MACTEC Engineering & Consulting, Inc.
Client Project ID: Providence Gorham Site
Client Sample ID: SS-SI33 S105
Date Sampled: 07/12/06 14:45
Percent Solids: 89
Initial Volume: 20.9
Final Volume: 1
Extraction Method: 3541

ESS Laboratory Work Order: 0607134
ESS Laboratory Sample ID: 0607134-09RE1
Sample Matrix: Soil
Analyst: VSC
Prepared: 07/13/06

8270C Polynuclear Aromatic Hydrocarbons

<u>Analyte</u>	<u>Results</u>	<u>Units</u>	<u>MRL</u>	<u>DF</u>	<u>Analyzed</u>
1-Methylnaphthalene	ND	ug/Kg dry	2690	5	07/14/06
2-Methylnaphthalene	ND	ug/Kg dry	2690	5	07/14/06
Acenaphthene	ND	ug/Kg dry	2690	5	07/14/06
Acenaphthylene	ND	ug/Kg dry	2690	5	07/14/06
Anthracene	4090	ug/Kg dry	2690	5	07/14/06
Benzo(a)anthracene	7940	ug/Kg dry	2690	5	07/14/06
Benzo(a)pyrene	7890	ug/Kg dry	2690	5	07/14/06
Benzo(b)fluoranthene	6920	ug/Kg dry	2690	5	07/14/06
Benzo(g,h,i)perylene	ND	ug/Kg dry	2690	5	07/14/06
Benzo(k)fluoranthene	8770	ug/Kg dry	2690	5	07/14/06
Chrysene	8480	ug/Kg dry	2690	5	07/14/06
Dibenzo(a,h)Anthracene	ND	ug/Kg dry	2690	5	07/14/06
Fluoranthene	15400	ug/Kg dry	2690	5	07/14/06
Fluorene	ND	ug/Kg dry	2690	5	07/14/06
Indeno(1,2,3-cd)Pyrene	2740	ug/Kg dry	2690	5	07/14/06
Naphthalene	ND	ug/Kg dry	2690	5	07/14/06
Phenanthrene	14800	ug/Kg dry	2690	5	07/14/06
Pyrene	13000	ug/Kg dry	2690	5	07/14/06

	<u>%Recovery</u>	<u>Qualifier</u>	<u>Limits</u>
Surrogate: 1,2-Dichlorobenzene-d4	79 %		30-130
Surrogate: 2-Fluorobiphenyl	86 %		30-130
Surrogate: Nitrobenzene-d5	73 %		30-130
Surrogate: p-Terphenyl-d14	84 %		30-130

REVISED

AUG 07 2006
REVISED

Semi-Volatile Organics Quality Control Data

ESS Laboratory

Division of Thielsch Engineering, Inc.

CERTIFICATE OF ANALYSIS

Client Name: MACTEC Engineering & Consulting, Inc.
Client Project ID: Providence Gorham Site

ESS Laboratory Work Order: 0607134

Quality Control Data

Analyte	Result	MRL	Units	Spike Level	Source Result	%REC	%REC Limits	RPD	RPD Limit	Qualifier
---------	--------	-----	-------	-------------	---------------	------	-------------	-----	-----------	-----------

3050B/6000/7000 Total Metals

Batch BG61322 - 7471A

Duplicate Source: 0607134-09

Mercury	0.0924	0.036	mg/kg dry		0.085			8	35	
---------	--------	-------	-----------	--	-------	--	--	---	----	--

Matrix Spike Source: 0607134-09

Mercury	0.362	0.035	mg/kg dry	0.211	0.085	131	75-125			+
---------	-------	-------	-----------	-------	-------	-----	--------	--	--	---

Matrix Spike Dup Source: 0607134-09

Mercury	0.330	0.037	mg/kg dry	0.221	0.085	111	75-125	9	35	
---------	-------	-------	-----------	-------	-------	-----	--------	---	----	--

Reference

Mercury	2.97	0.333	mg/kg wet	3.60		82	68.06-131.94			
---------	------	-------	-----------	------	--	----	--------------	--	--	--

8100M Total Petroleum Hydrocarbons

Batch BG61221 - 3541

Blank

Total Petroleum Hydrocarbons	ND	37.5	mg/kg wet							
------------------------------	----	------	-----------	--	--	--	--	--	--	--

Surrogate: O-Terphenyl

	3.74		mg/kg wet	5.00		75	40-140			
--	------	--	-----------	------	--	----	--------	--	--	--

LCS

Total Petroleum Hydrocarbons	641	37.5	mg/kg wet	1000		64	40-140			
------------------------------	-----	------	-----------	------	--	----	--------	--	--	--

Surrogate: O-Terphenyl

	4.61		mg/kg wet	5.00		92	40-140			
--	------	--	-----------	------	--	----	--------	--	--	--

LCS

Total Petroleum Hydrocarbons	25.4	37.5	mg/kg wet	35.0		73	40-140			
------------------------------	------	------	-----------	------	--	----	--------	--	--	--

Surrogate: O-Terphenyl

	3.71		mg/kg wet	5.00		74	40-140			
--	------	--	-----------	------	--	----	--------	--	--	--

LCS Dup

Total Petroleum Hydrocarbons	651	37.5	mg/kg wet	1000		65	40-140	2	50	
------------------------------	-----	------	-----------	------	--	----	--------	---	----	--

Surrogate: O-Terphenyl

	4.59		mg/kg wet	5.00		92	40-140			
--	------	--	-----------	------	--	----	--------	--	--	--

LCS Dup

Total Petroleum Hydrocarbons	24.7	37.5	mg/kg wet	35.0		71	40-140	3	50	
------------------------------	------	------	-----------	------	--	----	--------	---	----	--

Surrogate: O-Terphenyl

	3.54		mg/kg wet	5.00		71	40-140			
--	------	--	-----------	------	--	----	--------	--	--	--

8270C Polynuclear Aromatic Hydrocarbons

Batch BG61307 - 3541

Blank

1-Methylnaphthalene	ND	500	ug/Kg wet							
2-Methylnaphthalene	ND	500	ug/Kg wet							
Acenaphthene	ND	500	ug/Kg wet							
Acenaphthylene	ND	500	ug/Kg wet							
Anthracene	ND	500	ug/Kg wet							
Benzo(a)anthracene	ND	500	ug/Kg wet							
Benzo(a)pyrene	ND	500	ug/Kg wet							
Benzo(b)fluoranthene	ND	500	ug/Kg wet							
Benzo(g,h,i)perylene	ND	500	ug/Kg wet							
Benzo(k)fluoranthene	ND	500	ug/Kg wet							
Chrysene	ND	500	ug/Kg wet							

ESS Laboratory

Division of Thielsch Engineering, Inc.

CERTIFICATE OF ANALYSIS

Client Name: MACTEC Engineering & Consulting, Inc.
Client Project ID: Providence Gorham Site

ESS Laboratory Work Order: 0607134

Quality Control Data

Analyte	Result	MRL	Units	Spike Level	Source Result	%REC	%REC Limits	RPD	RPD Limit	Qualifier
---------	--------	-----	-------	-------------	---------------	------	-------------	-----	-----------	-----------

8270C Polynuclear Aromatic Hydrocarbons

Batch BG61307 - 3541

Dibenzo(a,h)Anthracene	ND	500	ug/Kg wet							
Fluoranthene	ND	500	ug/Kg wet							
Fluorene	ND	500	ug/Kg wet							
Indeno(1,2,3-cd)Pyrene	ND	500	ug/Kg wet							
Naphthalene	ND	500	ug/Kg wet							
Phenanthrene	ND	500	ug/Kg wet							
Pyrene	ND	500	ug/Kg wet							

Surrogate: 1,2-Dichlorobenzene-d4	3920		ug/Kg wet	5000		78	30-130			
Surrogate: 2-Fluorobiphenyl	3820		ug/Kg wet	5000		76	30-130			
Surrogate: Nitrobenzene-d5	3700		ug/Kg wet	5000		74	30-130			
Surrogate: p-Terphenyl-d14	3460		ug/Kg wet	5000		69	30-130			

LCS

2-Methylnaphthalene	3950	500	ug/Kg wet	5000		79	40-140			
Acenaphthene	4080	500	ug/Kg wet	5000		82	40-140			
Acenaphthylene	3820	500	ug/Kg wet	5000		76	40-140			
Anthracene	3950	500	ug/Kg wet	5000		79	40-140			
Benzo(a)anthracene	4030	500	ug/Kg wet	5000		81	40-140			
Benzo(a)pyrene	3910	500	ug/Kg wet	5000		78	40-140			
Benzo(b)fluoranthene	4250	500	ug/Kg wet	5000		85	40-140			
Benzo(g,h,i)perylene	3260	500	ug/Kg wet	5000		65	40-140			
Benzo(k)fluoranthene	4120	500	ug/Kg wet	5000		82	40-140			
Chrysene	4050	500	ug/Kg wet	5000		81	40-140			
Dibenzo(a,h)Anthracene	3790	500	ug/Kg wet	5000		76	40-140			
Fluoranthene	4270	500	ug/Kg wet	5000		85	40-140			
Fluorene	4120	500	ug/Kg wet	5000		82	40-140			
Indeno(1,2,3-cd)Pyrene	3630	500	ug/Kg wet	5000		73	40-140			
Naphthalene	3970	500	ug/Kg wet	5000		79	40-140			
Phenanthrene	3910	500	ug/Kg wet	5000		78	40-140			
Pyrene	3890	500	ug/Kg wet	5000		78	40-140			

Surrogate: 1,2-Dichlorobenzene-d4	4230		ug/Kg wet	5000		85	30-130			
Surrogate: 2-Fluorobiphenyl	4170		ug/Kg wet	5000		83	30-130			
Surrogate: Nitrobenzene-d5	4150		ug/Kg wet	5000		83	30-130			
Surrogate: p-Terphenyl-d14	4130		ug/Kg wet	5000		83	30-130			

LCS Dup

2-Methylnaphthalene	3720	500	ug/Kg wet	5000		74	40-140	7	30	
Acenaphthene	3990	500	ug/Kg wet	5000		80	40-140	2	30	
Acenaphthylene	3740	500	ug/Kg wet	5000		75	40-140	1	30	
Anthracene	3890	500	ug/Kg wet	5000		78	40-140	1	30	
Benzo(a)anthracene	4050	500	ug/Kg wet	5000		81	40-140	0	30	
Benzo(a)pyrene	4060	500	ug/Kg wet	5000		81	40-140	4	30	
Benzo(b)fluoranthene	4510	500	ug/Kg wet	5000		90	40-140	6	30	
Benzo(g,h,i)perylene	3150	500	ug/Kg wet	5000		63	40-140	3	30	
Benzo(k)fluoranthene	3950	500	ug/Kg wet	5000		79	40-140	4	30	
Chrysene	4040	500	ug/Kg wet	5000		81	40-140	0	30	
Dibenzo(a,h)Anthracene	3820	500	ug/Kg wet	5000		76	40-140	0	30	

ESS Laboratory

Division of Thielsch Engineering, Inc.

CERTIFICATE OF ANALYSIS

Client Name: MACTEC Engineering & Consulting, Inc.

Client Project ID: Providence Gorham Site

ESS Laboratory Work Order: 0607134

Quality Control Data

Analyte	Result	MRL	Units	Spike Level	Source Result	%REC	%REC Limits	RPD	RPD Limit	Qualifier
---------	--------	-----	-------	-------------	---------------	------	-------------	-----	-----------	-----------

8270C Polynuclear Aromatic Hydrocarbons

Batch BG61307 - 3541

Fluoranthene	4180	500	ug/Kg wet	5000		84	40-140	1	30	
Fluorene	4000	500	ug/Kg wet	5000		80	40-140	2	30	
Indeno(1,2,3-cd)Pyrene	3620	500	ug/Kg wet	5000		72	40-140	1	30	
Naphthalene	3890	500	ug/Kg wet	5000		78	40-140	1	30	
Phenanthrene	3820	500	ug/Kg wet	5000		76	40-140	3	30	
Pyrene	3890	500	ug/Kg wet	5000		78	40-140	0	30	

Surrogate: 1,2-Dichlorobenzene-d4	4010		ug/Kg wet	5000		80	30-130			
Surrogate: 2-Fluorobiphenyl	4070		ug/Kg wet	5000		81	30-130			
Surrogate: Nitrobenzene-d5	3920		ug/Kg wet	5000		78	30-130			
Surrogate: p-Terphenyl-d14	4210		ug/Kg wet	5000		84	30-130			

Matrix Spike Source: 0607134-04

2-Methylnaphthalene	4030	577	ug/Kg dry	5770	ND	70	40-140			
Acenaphthene	4430	577	ug/Kg dry	5770	ND	77	40-140			
Acenaphthylene	4120	577	ug/Kg dry	5770	ND	71	40-140			
Anthracene	4250	577	ug/Kg dry	5770	ND	74	40-140			
Benzo(a)anthracene	4810	577	ug/Kg dry	5770	183	80	40-140			
Benzo(a)pyrene	4620	577	ug/Kg dry	5770	202	77	40-140			
Benzo(b)fluoranthene	5110	577	ug/Kg dry	5770	ND	89	40-140			
Benzo(g,h,i)perylene	4410	577	ug/Kg dry	5770	ND	76	40-140			
Benzo(k)fluoranthene	3990	577	ug/Kg dry	5770	ND	69	40-140			
Chrysene	4790	577	ug/Kg dry	5770	219	79	40-140			
Dibenzo(a,h)Anthracene	4690	577	ug/Kg dry	5770	ND	81	40-140			
Fluoranthene	5020	577	ug/Kg dry	5770	418	80	40-140			
Fluorene	4590	577	ug/Kg dry	5770	ND	80	40-140			
Indeno(1,2,3-cd)Pyrene	4730	577	ug/Kg dry	5770	ND	82	40-140			
Naphthalene	3930	577	ug/Kg dry	5770	ND	68	40-140			
Phenanthrene	4820	577	ug/Kg dry	5770	265	79	40-140			
Pyrene	4810	577	ug/Kg dry	5770	355	77	40-140			

Surrogate: 1,2-Dichlorobenzene-d4	4170		ug/Kg dry	5770		72	30-130			
Surrogate: 2-Fluorobiphenyl	4550		ug/Kg dry	5770		79	30-130			
Surrogate: Nitrobenzene-d5	4100		ug/Kg dry	5770		71	30-130			
Surrogate: p-Terphenyl-d14	4520		ug/Kg dry	5770		78	30-130			

Matrix Spike Dup Source: 0607134-04

2-Methylnaphthalene	4170	595	ug/Kg dry	5950	ND	70	40-140	0	30	
Acenaphthene	4600	595	ug/Kg dry	5950	ND	77	40-140	0	30	
Acenaphthylene	4260	595	ug/Kg dry	5950	ND	72	40-140	1	30	
Anthracene	4280	595	ug/Kg dry	5950	ND	72	40-140	3	30	
Benzo(a)anthracene	4960	595	ug/Kg dry	5950	183	80	40-140	0	30	
Benzo(a)pyrene	4630	595	ug/Kg dry	5950	202	74	40-140	4	30	
Benzo(b)fluoranthene	5300	595	ug/Kg dry	5950	ND	89	40-140	0	30	
Benzo(g,h,i)perylene	4620	595	ug/Kg dry	5950	ND	78	40-140	3	30	
Benzo(k)fluoranthene	4140	595	ug/Kg dry	5950	ND	70	40-140	1	30	
Chrysene	4900	595	ug/Kg dry	5950	219	79	40-140	0	30	
Dibenzo(a,h)Anthracene	4870	595	ug/Kg dry	5950	ND	82	40-140	1	30	
Fluoranthene	4830	595	ug/Kg dry	5950	418	74	40-140	8	30	

ESS Laboratory

Division of Thielsch Engineering, Inc.

CERTIFICATE OF ANALYSIS

Client Name: MACTEC Engineering & Consulting, Inc.

Client Project ID: Providence Gorham Site

ESS Laboratory Work Order: 0607134

Quality Control Data

Analyte	Result	MRL	Units	Spike Level	Source Result	%REC	%REC Limits	RPD	RPD Limit	Qualifier
8270C Polynuclear Aromatic Hydrocarbons										
Batch BG61307 - 3541										
Fluorene	4770	595	ug/Kg dry	5950	ND	80	40-140	0	30	
Indeno(1,2,3-cd)Pyrene	4870	595	ug/Kg dry	5950	ND	82	40-140	0	30	
Naphthalene	4290	595	ug/Kg dry	5950	ND	72	40-140	6	30	
Phenanthrene	4730	595	ug/Kg dry	5950	265	75	40-140	5	30	
Pyrene	4820	595	ug/Kg dry	5950	355	75	40-140	3	30	
<i>Surrogate: 1,2-Dichlorobenzene-d4</i>	<i>4420</i>		<i>ug/Kg dry</i>	<i>5950</i>		<i>74</i>	<i>30-130</i>			
<i>Surrogate: 2-Fluorobiphenyl</i>	<i>4600</i>		<i>ug/Kg dry</i>	<i>5950</i>		<i>77</i>	<i>30-130</i>			
<i>Surrogate: Nitrobenzene-d5</i>	<i>4260</i>		<i>ug/Kg dry</i>	<i>5950</i>		<i>72</i>	<i>30-130</i>			
<i>Surrogate: p-Terphenyl-d14</i>	<i>4720</i>		<i>ug/Kg dry</i>	<i>5950</i>		<i>79</i>	<i>30-130</i>			
Batch BG61512 - 3541										
Blank										
1-Methylnaphthalene	ND	500	ug/Kg wet							
2-Methylnaphthalene	ND	500	ug/Kg wet							
Acenaphthene	ND	500	ug/Kg wet							
Acenaphthylene	ND	500	ug/Kg wet							
Anthracene	ND	500	ug/Kg wet							
Benzo(a)anthracene	ND	500	ug/Kg wet							
Benzo(a)pyrene	ND	500	ug/Kg wet							
Benzo(b)fluoranthene	ND	500	ug/Kg wet							
Benzo(g,h,i)perylene	ND	500	ug/Kg wet							
Benzo(k)fluoranthene	ND	500	ug/Kg wet							
Chrysene	ND	500	ug/Kg wet							
Dibenzo(a,h)Anthracene	ND	500	ug/Kg wet							
Fluoranthene	ND	500	ug/Kg wet							
Fluorene	ND	500	ug/Kg wet							
Indeno(1,2,3-cd)Pyrene	ND	500	ug/Kg wet							
Naphthalene	ND	500	ug/Kg wet							
Phenanthrene	ND	500	ug/Kg wet							
Pyrene	ND	500	ug/Kg wet							
<i>Surrogate: 1,2-Dichlorobenzene-d4</i>	<i>4020</i>		<i>ug/Kg wet</i>	<i>5000</i>		<i>80</i>	<i>30-130</i>			
<i>Surrogate: 2-Fluorobiphenyl</i>	<i>4000</i>		<i>ug/Kg wet</i>	<i>5000</i>		<i>80</i>	<i>30-130</i>			
<i>Surrogate: Nitrobenzene-d5</i>	<i>4010</i>		<i>ug/Kg wet</i>	<i>5000</i>		<i>80</i>	<i>30-130</i>			
<i>Surrogate: p-Terphenyl-d14</i>	<i>3590</i>		<i>ug/Kg wet</i>	<i>5000</i>		<i>72</i>	<i>30-130</i>			
LCS										
2-Methylnaphthalene	4270	500	ug/Kg wet	5000		85	40-140			
Acenaphthene	4380	500	ug/Kg wet	5000		88	40-140			
Acenaphthylene	3910	500	ug/Kg wet	5000		78	40-140			
Anthracene	4160	500	ug/Kg wet	5000		83	40-140			
Benzo(a)anthracene	4350	500	ug/Kg wet	5000		87	40-140			
Benzo(a)pyrene	4440	500	ug/Kg wet	5000		89	40-140			
Benzo(b)fluoranthene	4800	500	ug/Kg wet	5000		96	40-140			
Benzo(g,h,i)perylene	5780	500	ug/Kg wet	5000		116	40-140			
Benzo(k)fluoranthene	4500	500	ug/Kg wet	5000		90	40-140			
Chrysene	4260	500	ug/Kg wet	5000		85	40-140			
Dibenzo(a,h)Anthracene	5360	500	ug/Kg wet	5000		107	40-140			

ESS Laboratory

Division of Thielsch Engineering, Inc.

CERTIFICATE OF ANALYSIS

Client Name: MACTEC Engineering & Consulting, Inc.
Client Project ID: Providence Gorham Site

ESS Laboratory Work Order: 0607134

Quality Control Data

Analyte	Result	MRL	Units	Spike Level	Source Result	%REC	%REC Limits	RPD	RPD Limit	Qualifier
---------	--------	-----	-------	-------------	---------------	------	-------------	-----	-----------	-----------

8270C Polynuclear Aromatic Hydrocarbons

Batch BG61512 - 3541

Fluoranthene	4470	500	ug/Kg wet	5000		89	40-140			
Fluorene	4320	500	ug/Kg wet	5000		86	40-140			
Indeno(1,2,3-cd)Pyrene	5530	500	ug/Kg wet	5000		111	40-140			
Naphthalene	4200	500	ug/Kg wet	5000		84	40-140			
Phenanthrene	4300	500	ug/Kg wet	5000		86	40-140			
Pyrene	4160	500	ug/Kg wet	5000		83	40-140			
<i>Surrogate: 1,2-Dichlorobenzene-d4</i>	<i>4520</i>		<i>ug/Kg wet</i>	<i>5000</i>		<i>90</i>	<i>30-130</i>			
<i>Surrogate: 2-Fluorobiphenyl</i>	<i>4370</i>		<i>ug/Kg wet</i>	<i>5000</i>		<i>87</i>	<i>30-130</i>			
<i>Surrogate: Nitrobenzene-d5</i>	<i>4430</i>		<i>ug/Kg wet</i>	<i>5000</i>		<i>89</i>	<i>30-130</i>			
<i>Surrogate: p-Terphenyl-d14</i>	<i>4410</i>		<i>ug/Kg wet</i>	<i>5000</i>		<i>88</i>	<i>30-130</i>			

LCS Dup

2-Methylnaphthalene	4120	500	ug/Kg wet	5000		82	40-140	4	30	
Acenaphthene	4080	500	ug/Kg wet	5000		82	40-140	7	30	
Acenaphthylene	3670	500	ug/Kg wet	5000		73	40-140	7	30	
Anthracene	4060	500	ug/Kg wet	5000		81	40-140	2	30	
Benzo(a)anthracene	4150	500	ug/Kg wet	5000		83	40-140	5	30	
Benzo(a)pyrene	4390	500	ug/Kg wet	5000		88	40-140	1	30	
Benzo(b)fluoranthene	4390	500	ug/Kg wet	5000		88	40-140	9	30	
Benzo(g,h,i)perylene	5400	500	ug/Kg wet	5000		108	40-140	7	30	
Benzo(k)fluoranthene	4220	500	ug/Kg wet	5000		84	40-140	7	30	
Chrysene	4130	500	ug/Kg wet	5000		83	40-140	2	30	
Dibenzo(a,h)Anthracene	4990	500	ug/Kg wet	5000		100	40-140	7	30	
Fluoranthene	4440	500	ug/Kg wet	5000		89	40-140	0	30	
Fluorene	4080	500	ug/Kg wet	5000		82	40-140	5	30	
Indeno(1,2,3-cd)Pyrene	5240	500	ug/Kg wet	5000		105	40-140	6	30	
Naphthalene	4030	500	ug/Kg wet	5000		81	40-140	4	30	
Phenanthrene	4170	500	ug/Kg wet	5000		83	40-140	4	30	
Pyrene	4020	500	ug/Kg wet	5000		80	40-140	4	30	
<i>Surrogate: 1,2-Dichlorobenzene-d4</i>	<i>4280</i>		<i>ug/Kg wet</i>	<i>5000</i>		<i>86</i>	<i>30-130</i>			
<i>Surrogate: 2-Fluorobiphenyl</i>	<i>4160</i>		<i>ug/Kg wet</i>	<i>5000</i>		<i>83</i>	<i>30-130</i>			
<i>Surrogate: Nitrobenzene-d5</i>	<i>4310</i>		<i>ug/Kg wet</i>	<i>5000</i>		<i>86</i>	<i>30-130</i>			
<i>Surrogate: p-Terphenyl-d14</i>	<i>4160</i>		<i>ug/Kg wet</i>	<i>5000</i>		<i>83</i>	<i>30-130</i>			

8270C(SIM) Polynuclear Aromatic Hydrocarbons

Batch BG61919 - 3541

Blank

1-Methylnaphthalene	ND	25.0	ug/Kg wet							
2-Methylnaphthalene	ND	25.0	ug/Kg wet							
Acenaphthene	ND	25.0	ug/Kg wet							
Acenaphthylene	ND	25.0	ug/Kg wet							
Anthracene	ND	25.0	ug/Kg wet							
Benzo(a)anthracene	ND	25.0	ug/Kg wet							
Benzo(a)pyrene	ND	25.0	ug/Kg wet							
Benzo(b)fluoranthene	ND	25.0	ug/Kg wet							
Benzo(g,h,i)perylene	ND	25.0	ug/Kg wet							

Semi-Volatile Organics Calibration Data

ANALYSIS SEQUENCE

BPG0098

Instrument: SVOA-MS1

Calibration ID: UNASSIGNED SVINH

Lab Number	Analysis	Container	Order	Position	STD ID	ISTD ID	Client
BPG0098-TUN1	QC		1		6F26111		
BPG0098-CAL1	QC		2		6E31076	6E26058	
BPG0098-CAL2	QC		3		6E31077	6E26058	
BPG0098-CAL3	QC		4		6E31078	6E26058	
BPG0098-CAL4	QC		5		6E31079	6E26058	
BPG0098-CAL5	QC		6		6E31080	6E26058	
BPG0098-CAL6	QC		7		6E31081	6E26058	
BPG0098-CAL7	QC		8		6E31082	6E26058	
BPG0098-CAL8	QC		9		6E31083	6E26058	
BPG0098-SCV1	QC		10		6E31084	6E26058	

Samples Loaded By

Date

Data Processed By

Date

Response Factor Report SVOA-MS1

Method : C:\HPCHEM\1\METHODS\SV1NH.M
 Title : ELEMENT ID: 0607014(SOIL) 0607015(AQUEOUS)
 Last Update : Thu Jul 13 10:27:07 2006
 Response via : Initial Calibration

Calibration Files
 5 =SV139657.D 80 =SV139660.D 50 =SV139656.D
 200 =SV139663.D 120 =SV139661.D 160 =SV139662.D

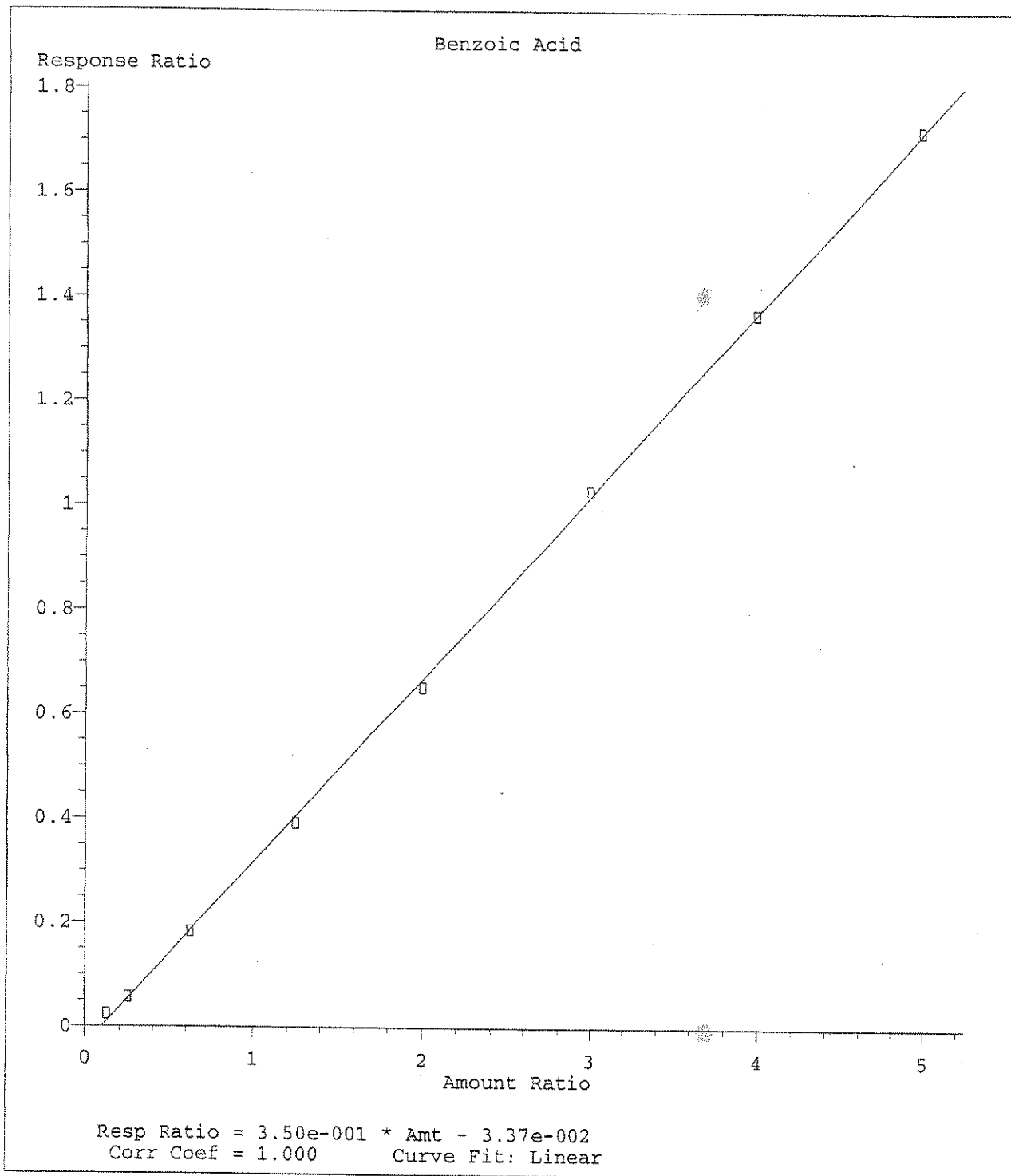
Compound	5	80	50	200	120	160	Avg	%RSD
-----ISTD-----								
1) I 1,4-Dichlorobenzene-d								
2) N-Nitrosodimethylam	0.059	0.074	0.065	0.078	0.078	0.076	0.070	11.63
3) Pyridine	0.106	0.127	0.118	0.141	0.134	0.131	0.124	10.25
4) S 2-Fluorophenol (SUR	1.354	1.519	1.478	1.555	1.542	1.576	1.480	5.51
5) bis(2-Chloroethyl)e	1.676	1.533	1.601	1.344	1.429	1.354	1.532	9.15
6) S Phenol-d5 (SURR)	1.944	1.846	1.924	1.759	1.785	1.761	1.848	3.96
7) M 2-Chlorophenol	1.540	1.429	1.466	1.307	1.368	1.339	1.436	6.29
8) MC Phenol	2.446	2.273	2.270	2.228	2.195	2.197	2.292	4.35
9) Aniline	2.498	2.336	2.356	2.139	2.204	2.123	2.327	6.68
10) S 2-Chlorophenol-d4(S	1.551	1.400	1.472	1.281	1.327	1.305	1.425	7.86
11) 1,3-Dichlorobenzene	1.603	1.544	1.521	1.455	1.485	1.502	1.539	3.77
12) MC 1,4-Dichlorobenzene	1.689	1.557	1.590	1.417	1.504	1.443	1.560	6.34
13) S 1,2 Dichlorobenzene	0.982	0.810	0.864	0.708	0.761	0.736	0.836	11.84
14) 1,2-Dichlorobenzene	1.562	1.320	1.380	1.184	1.122	1.460	1.364	12.20 - 200
15) Benzyl Alcohol	1.124	1.007	1.059	0.916	0.931	0.917	1.024	9.15
16) bis(2-chloroisoprop	1.998	1.749	1.845	1.578	1.656	1.611	1.784	8.91
17) 2-Methylphenol	1.446	1.301	1.358	1.212	1.251	1.250	1.321	6.15
18) Acetophenone	1.945	1.794	1.838	1.720	1.697	1.723	1.814	5.30
19) MP N-Nitroso-Di-n-Prop	1.063	0.885	0.932	0.868	0.849	0.890	0.935	8.28#
20) Hexachloroethane	0.643	0.550	0.586	0.553	0.553	0.564	0.590	7.10
21) 3+4-Methylphenol	1.524	1.315	1.433	1.208	1.177	1.218	1.346	9.95
-----ISTD-----								
22) I Naphthalene-d8								
23) S Nitrobenzene-d5 (SU	0.402	0.377	0.387	0.373	0.378	0.371	0.385	3.19
24) Nitrobenzene	0.390	0.369	0.380	0.369	0.364	0.351	0.375	3.83
25) Isophorone	0.778	0.748	0.732	0.772	0.749	0.754	0.756	2.04
26) C 2-Nitrophenol	0.233	0.238	0.243	0.245	0.238	0.249	0.239	2.73
27) Benzoic Acid	0.193	0.326	0.313	0.344	0.343	0.342	0.298	19.27L
28) 2,4-Dimethylphenol	0.349	0.344	0.331	0.350	0.341	0.347	0.345	1.90
29) bis(2-Chloroethoxy)	0.514	0.499	0.483	0.509	0.507	0.497	0.505	2.45
30) C 2,4-Dichlorophenol	0.285	0.289	0.287	0.281	0.285	0.282	0.288	2.11
31) M 1,2,4-Trichlorobenz	0.296	0.278	0.277	0.275	0.277	0.273	0.283	3.52
32) Naphthalene	1.096	0.965	0.963	0.865	0.926	0.829	0.966	9.56
33) 4-Chloroaniline	0.471	0.426	0.446	0.346	0.395	0.381	0.429	12.02
34) C Hexachlorobutadiene	0.138	0.122	0.127	0.112	0.119	0.112	0.124	7.81
35) MC 4-Chloro-3-Methylph	0.325	0.320	0.331	0.285	0.307	0.275	0.311	6.58
36) 2-Methylnaphthalene	0.719	0.631	0.646	0.603	0.626	0.623	0.653	6.35
37) 1-Methylnaphthalene	0.710	0.627	0.648	0.624	0.614	0.613	0.651	5.93
-----ISTD-----								
38) I Acenaphthene-d10								
39) P Hexachlorocyclopent	0.227	0.261	0.210	0.223	0.234	0.230	0.239	8.96#
40) C 2,4,6-Trichlorophen	0.392	0.377	0.384	0.381	0.358	0.368	0.380	3.28
41) 2,4,5-Trichlorophen	0.426	0.410	0.420	0.338	0.376	0.358	0.400	9.37
42) S 2-Fluorobiphenyl (S	1.417	1.219	1.321	1.063	1.120	1.096	1.243	11.00
43) Biphenyl	1.713	1.286	1.465	1.185	1.531	1.653	1.472	13.96 - 200,160
44) 2-Chloronaphthalene	1.480	1.173	1.312	1.034	1.366	1.454	1.303	13.16 - 200,160
45) Dimethylphthalate	1.476	1.342	1.357	1.109	1.236	1.158	1.314	10.07
46) Acenaphthylene	2.286	1.941	2.072	1.740	1.615	2.154	2.001	12.41 - 200
47) 2,6-Dinitrotoluene	0.368	0.361	0.373	0.344	0.337	0.365	0.362	3.83
48) 2-Nitroaniline	0.456	0.379	0.402	0.420	0.368	0.364	0.413	9.87
49) MC Acenaphthene	1.307	1.143	1.234	1.027	1.046	1.021	1.167	10.58
50) P 2,4-Dinitrophenol	0.066	0.239	0.218	0.250	0.250	0.254	0.199	34.45#L
51) Dibenzofuran	1.790	1.625	1.699	1.499	1.538	1.518	1.643	6.93
52) MP 4-Nitrophenol	0.248	0.242	0.267	0.239	0.239	0.231	0.249	5.46#
53) 3-Nitroaniline	0.487	0.453	0.446	0.383	0.436	0.411	0.447	8.25
54) M 2,4-Dinitrotoluene	0.437	0.475	0.480	0.460	0.455	0.460	0.461	2.85

Response Factor Report SVOA-MS1

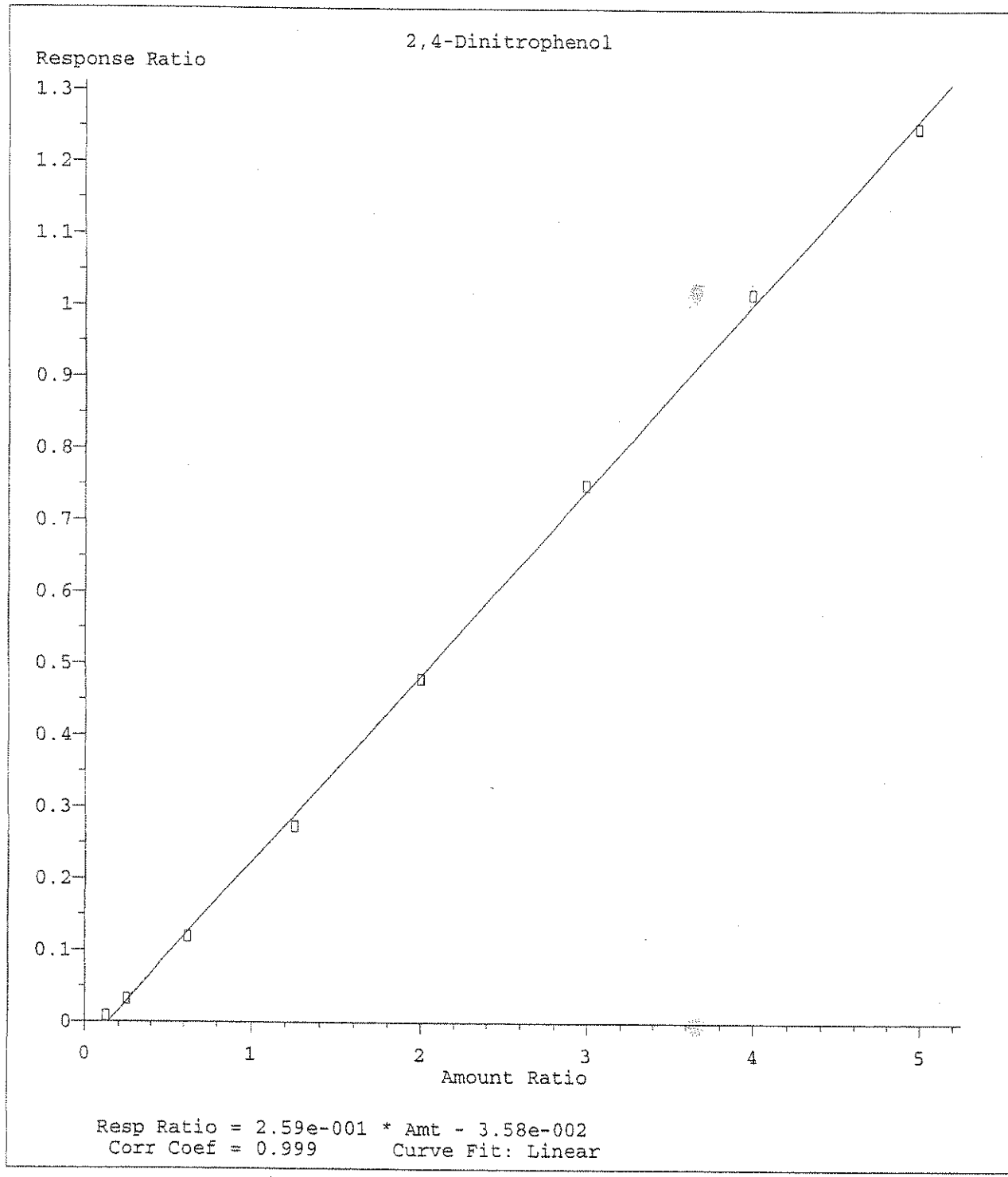
Method : C:\HPCHEM\1\METHODS\SV1NH.M
 Title : ELEMENT ID: 0607014(SOIL) 0607015(AQUEOUS)
 Last Update : Thu Jul 13 10:27:07 2006
 Response via : Initial Calibration

Calibration Files
 5 =SV139657.D 80 =SV139660.D 50 =SV139656.D
 200 =SV139663.D 120 =SV139661.D 160 =SV139662.D

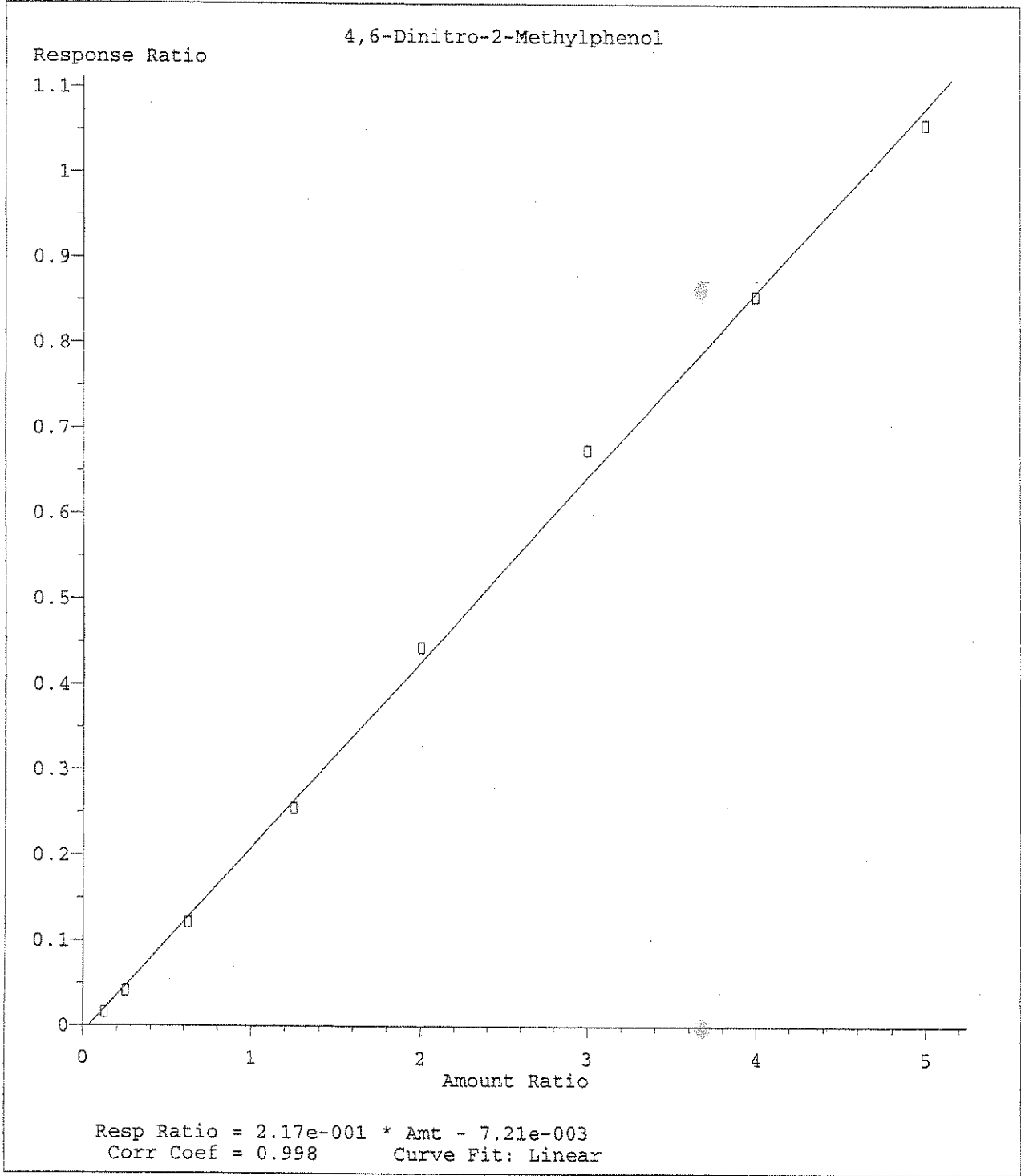
Compound	5	80	50	200	120	160	Avg	%RSD
55) Fluorene	1.440	1.216	1.334	1.055	1.117	1.065	1.248	12.40
56) 2,3,4,6-Tetrachloro	0.295	0.295	0.305	0.280	0.277	0.270	0.292	5.14
57) Diethylphthalate	1.548	1.256	1.400	1.123	1.062	1.418	1.328	13.92 -200
58) 4-Chloro-phenyl-phe	0.612	0.549	0.592	0.435	0.493	0.471	0.546	13.00
59) I Phenanthrene-d10	-----ISTD-----							
60) 4-Nitroaniline	0.347	0.349	0.347	0.363	0.352	0.358	0.351	2.04
61) 4,6-Dinitro-2-Methy	0.126	0.222	0.204	0.212	0.225	0.214	0.195	17.24L
62) C N-nitrosodiphenylam	0.900	0.766	0.816	0.719	0.759	0.701	0.792	8.51
63) Azobenzene	1.296	1.209	1.192	1.111	1.149	1.111	1.194	5.63
64) S 2,4,6-Tribromopheno	0.110	0.124	0.119	0.131	0.125	0.126	0.122	5.37
65) 4-Bromophenyl-pheny	0.228	0.214	0.211	0.202	0.210	0.209	0.214	3.78
66) Hexachlorobenzene	0.244	0.244	0.235	0.252	0.249	0.250	0.245	2.08
67) MC Pentachlorophenol	0.100	0.153	0.142	0.170	0.158	0.166	0.145	16.14L
68) Phenanthrene	1.398	1.214	1.263	1.162	1.216	1.213	1.253	5.73
69) Anthracene	1.405	1.235	1.288	1.189	1.204	1.177	1.265	6.25
70) Carbazole	1.405	1.257	1.334	1.290	1.235	1.248	1.304	4.46
71) Di-n-butylphthalate	1.963	1.817	1.877	1.826	1.843	1.826	1.859	2.56
72) C Fluoranthene	1.267	1.205	1.192	1.196	1.209	1.209	1.213	1.90
73) Benzidine	0.538	0.553	0.532	0.565	0.518	0.749	0.576	13.70 - 200
74) I Chrysene-d12	-----ISTD-----							
75) M Pyrene	1.882	1.605	1.682	1.523	1.545	1.490	1.652	8.28
76) S Terphenyl-d14 (SURR)	1.113	0.961	1.010	0.909	0.931	0.910	0.989	7.54
77) Butylbenzylphthalat	1.150	0.989	1.067	0.940	0.964	0.928	1.027	8.12
78) 3,3'-Dichlorobenzid	0.575	0.501	0.520	0.405	0.472	0.439	0.499	11.43
79) Benzo(a)anthracene	1.571	1.406	1.430	1.427	1.387	1.398	1.442	4.13
80) Chrysene	1.450	1.201	1.250	1.120	1.129	1.067	1.231	10.44
81) bis(2-Ethylhexyl)ph	1.488	1.303	1.378	1.256	1.261	1.238	1.347	7.23
82) I Perylene-d12	-----ISTD-----							
83) C Di-n-octylphthalate	2.690	2.212	2.376	2.240	2.130	2.103	2.340	8.84
84) Benzo(b)fluoranthen	1.559	1.668	1.497	1.679	1.583	1.536	1.529	8.04
85) Benzo(k)fluoranthen	1.377	0.858	1.016	0.826	1.193	1.352	1.104	21.82 Q - 200, 160
86) C Benzo(a)pyrene	1.235	1.168	1.216	1.151	1.139	1.135	1.193	4.29
87) Indeno(1,2,3-Cd)Pyr	1.171	1.184	1.237	1.123	0.919	1.216	1.155	9.69 - 200
88) Dibenzo(a,h)Anthrac	0.992	0.968	1.009	0.913	0.790	1.046	0.969	9.68 - 200
89) Benzo(g,h,i)perylene	1.022	0.979	1.034	0.924	0.703	1.028	0.963	12.71 - 200



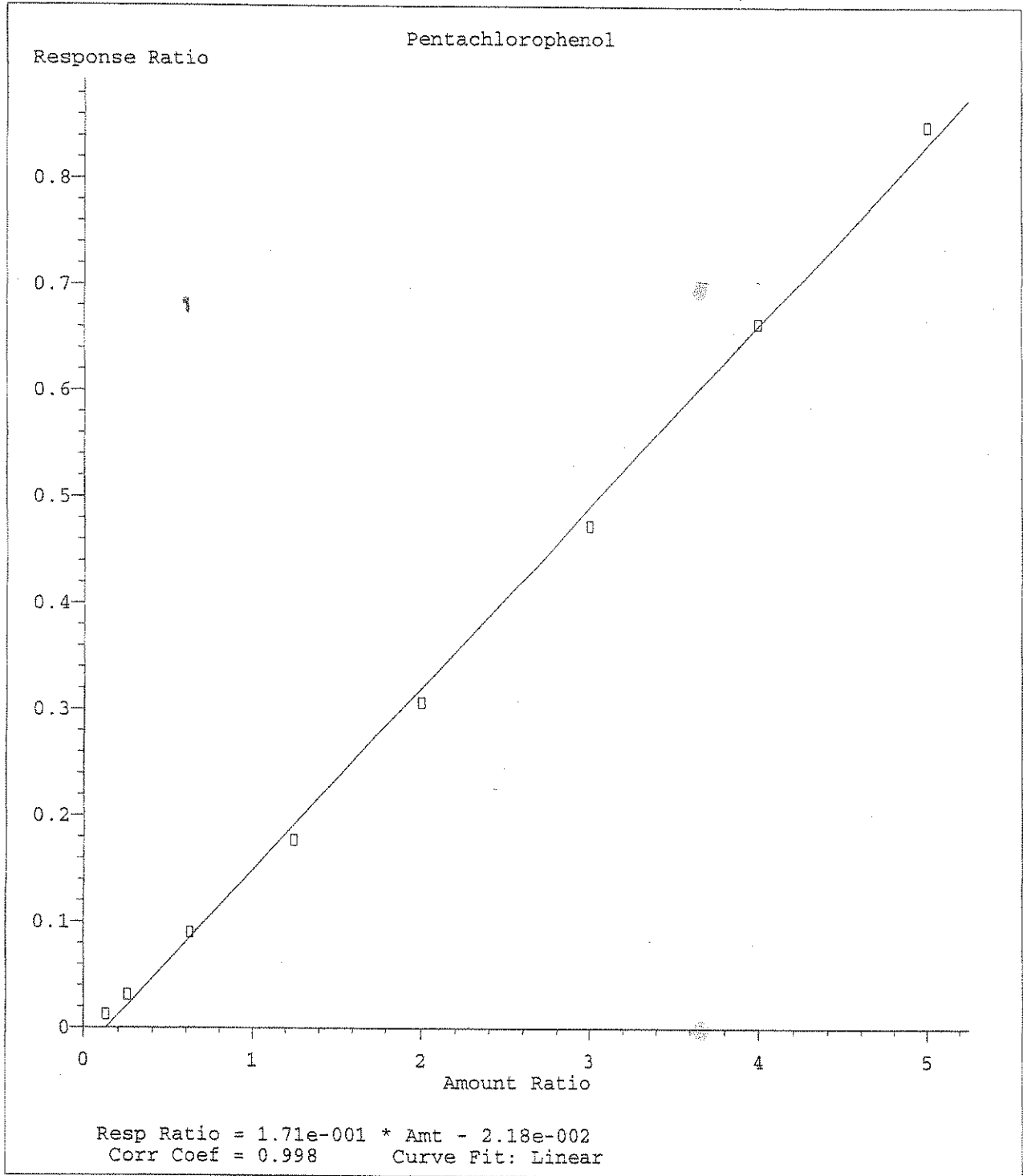
Method Name: C:\HPCHEM\1\METHODS\SV1NH.M
 Calibration Table Last Updated: Thu Jul 13 08:57:50 2006



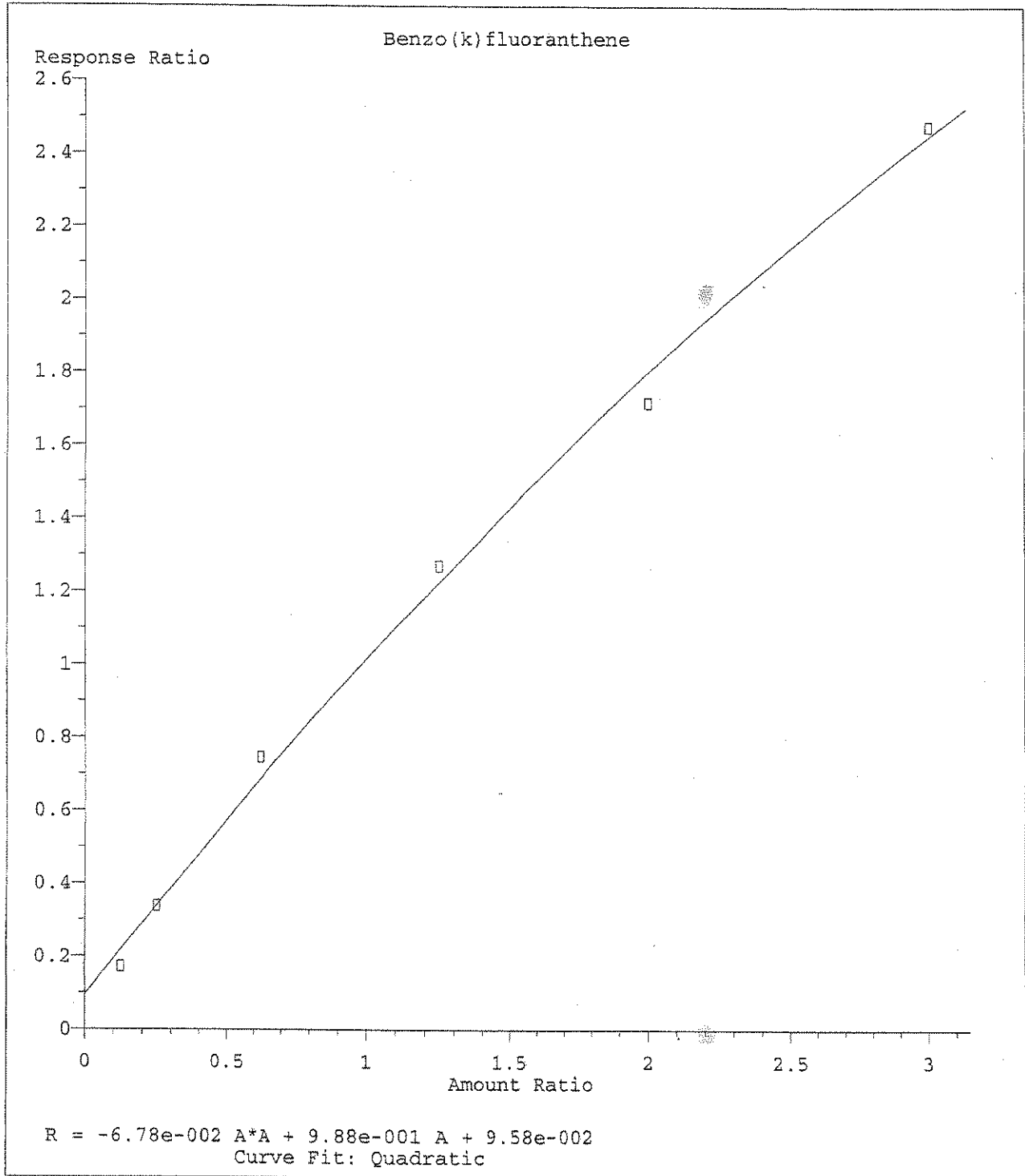
Method Name: C:\HPCHEM\1\METHODS\SV1NH.M
Calibration Table Last Updated: Thu Jul 13 08:57:50 2006



Method Name: C:\HPCHEM\1\METHODS\SV1NH.M
Calibration Table Last Updated: Thu Jul 13 08:57:50 2006



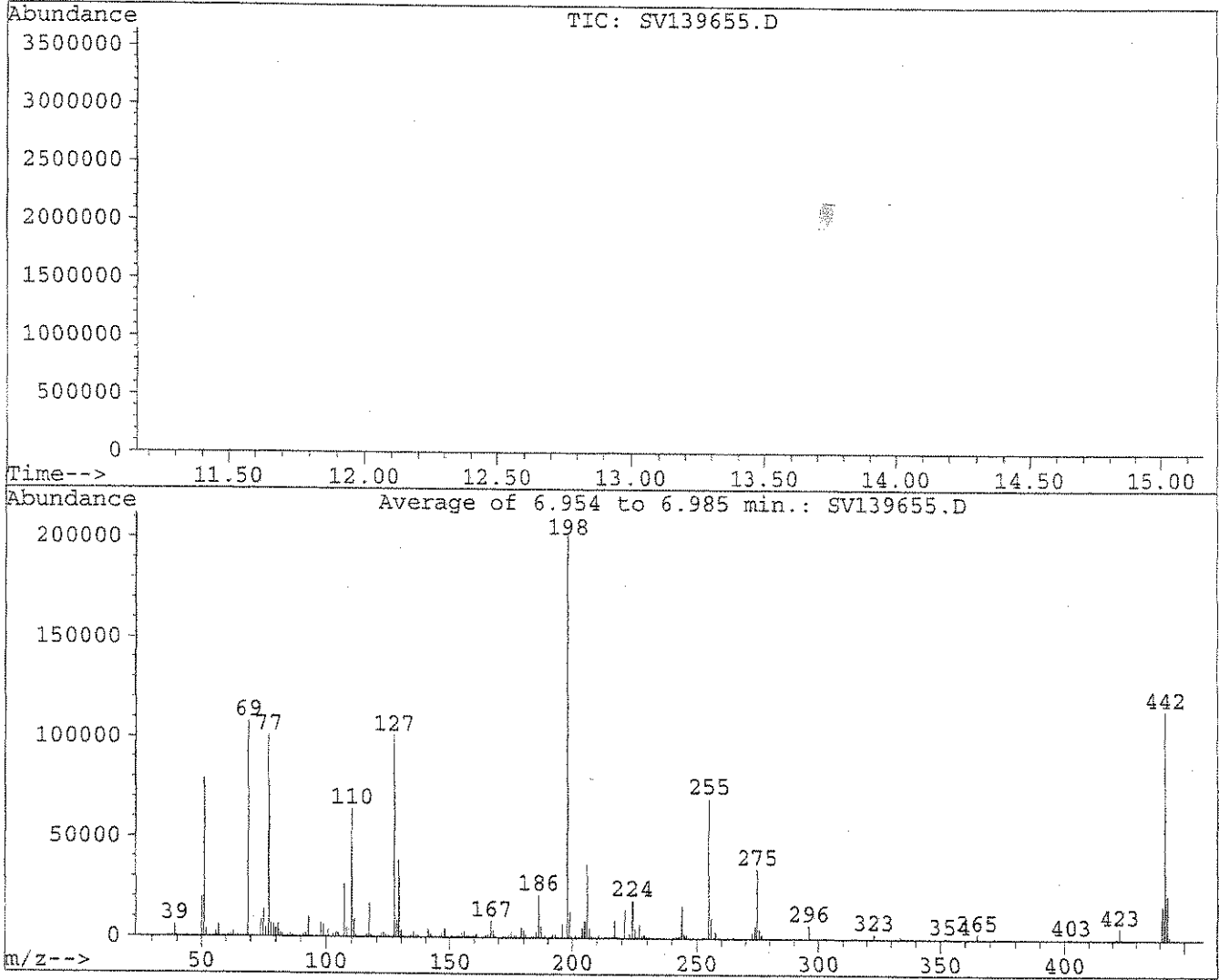
Method Name: C:\HPCHEM\1\METHODS\SV1NH.M
Calibration Table Last Updated: Thu Jul 13 08:57:50 2006



Method Name: C:\HPCHEM\1\METHODS\SV1NH.M
Calibration Table Last Updated: Thu Jul 13 10:27:07 2006

DFTPP CLP

Data File : Q:\SVOA\MS1_MD\MD0706\MD071206\SV139655.D Vial: 1
 Acq On : 12 Jul 106 4:10 pm Operator: VSC
 Sample : BPG0098-TUN1 Inst : SVOA-MS1
 Misc : Multiplr: 1.00
 Method : C:\HPCHEM\1\METHODS\DFTPP.M
 Title : daily instrument eval mix



Peak Apex is scan: 0

Target Mass	Rel. to Mass	Lower Limit%	Upper Limit%	Rel. Abn%	Raw Abn	Result Pass/Fail
51	198	30	60	39.2	79107	PASS
68	69	0	2	0.0	0	PASS
69	198	0	100	53.4	107728	PASS
70	69	0	2	0.0	0	PASS
127	198	40	60	50.0	100849	PASS
197	198	0	1	0.0	0	PASS
198	198	100	100	100.0	201814	PASS
199	198	5	9	6.6	13344	PASS
275	198	10	30	17.1	34578	PASS
365	198	1	100	1.3	2639	PASS
441	443	0	100	75.4	16590	PASS
442	198	40	110	56.6	114262	PASS
443	442	17	23	19.3	21999	PASS

quantitation report

Data File : Q:\SVOA\MS1_MD\MD0706\MD071206\SV139657.D Vial: 3
 Acq On : 12 Jul 106 5:01 pm Operator: VSC
 Sample : BPG0098-CAL1 Inst : SVOA-MS1
 Misc : Multiplr: 1.00
 Quant Time: Jul 13 8:30 19106

Method : C:\HPCHEM\1\METHODS\SV1NH.M
 Title : ELEMENT ID: 0607014(SOIL) 0607015(AQUEOUS)
 Last Update : Thu Jul 13 08:57:50 2006
 Response via : Multiple Level Calibration

Internal Standards	R.T.	QIon	Response	Conc	Units	Dev(Min)
1) 1,4-Dichlorobenzene-d4	3.63	152	589075	40.00	ng/uL	0.00
22) Naphthalene-d8	4.95	136	2169630	40.00	ng/uL	0.00
38) Acenaphthene-d10	7.29	164	990493	40.00	ng/uL	-0.01
59) Phenanthrene-d10	9.82	188	1345726	40.00	ng/uL	-0.01
74) Chrysene-d12	14.93	240	981453	40.00	ng/uL	-0.01
82) Perylene-d12	17.54	264	921718	40.00	ng/uL	-0.02

System Monitoring Compounds						%Recovery
4) 2-Fluorophenol (SURR)	1.64	112	99686	4.56	ng/uL	3.04%
6) Phenol-d5 (SURR)	3.31	99	143148	5.30	ng/uL	3.53%
10) 2-Chlorophenol-d4 (SURR)	3.42	132	114237	5.38	ng/uL	3.59%
13) 1,2 Dichlorobenzene-d4 (SUR)	3.83	152	72290	5.86	ng/uL	5.86%
23) Nitrobenzene-d5 (SURR)	4.23	82	109141	5.52	ng/uL	5.52%
42) 2-Fluorobiphenyl (SURR)	6.32	172	175432	5.69	ng/uL	5.69%
64) 2,4,6-Tribromophenol (SURR)	8.62	330	18479	5.36	ng/uL	3.57%
76) Terphenyl-d14 (SURR)	12.97	244	136551	5.44	ng/uL	5.44%

Target Compounds						Qvalue
2) N-Nitrosodimethylamine	0.75	74	4365	2.68	ng/uL	97
3) Pyridine	0.75	79	7826	2.80	ng/uL	92
5) bis(2-Chloroethyl)ether	3.40	93	123389	5.13	ng/uL	100
7) 2-Chlorophenol	3.43	128	113411	5.30	ng/uL	97
8) Phenol	3.33	94	180101	5.45	ng/uL	79
9) Aniline	3.30	93	183963	5.39	ng/uL	89
11) 1,3-Dichlorobenzene	3.59	146	118055	5.18	ng/uL	98
12) 1,4-Dichlorobenzene	3.65	146	124341	5.39	ng/uL	97
14) 1,2-Dichlorobenzene	3.85	146	115034	5.60	ng/uL	98
15) Benzyl Alcohol	3.83	79	82800	4.80	ng/uL	89
16) bis(2-chloroisopropyl)Ethe	4.00	45	147086	4.87	ng/uL	96
17) 2-Methylphenol	3.98	108	106446	5.48	ng/uL	100
18) Acetophenone	4.09	105	143230	5.42	ng/uL	90
19) N-Nitroso-Di-n-Propylamine	4.13	70	78249	5.23	ng/uL	97
20) Hexachloroethane	4.15	117	47383	5.36	ng/uL	98
21) 3+4-Methylphenol	4.13	108	112197	5.57	ng/uL	94
24) Nitrobenzene	4.25	77	105696	5.36	ng/uL	99
25) Isophorone	4.49	82	211057	5.09	ng/uL	95
26) 2-Nitrophenol	4.57	139	63171	5.74	ng/uL	98
27) Benzoic Acid	4.75	105	52409	3.95	ng/uLm	95
28) 2,4-Dimethylphenol	4.65	107	94633	5.13	ng/uL	97
29) bis(2-Chloroethoxy)methane	4.74	93	139296	5.09	ng/uL	98
30) 2,4-Dichlorophenol	4.83	162	77303	5.22	ng/uL	96
31) 1,2,4-Trichlorobenzene	4.91	180	80225	5.42	ng/uL	97
32) Naphthalene	4.97	128	297269	5.66	ng/uL	99
33) 4-Chloroaniline	5.07	127	127615	5.42	ng/uL	100
34) Hexachlorobutadiene	5.19	225	37503	5.71	ng/uL	97
35) 4-Chloro-3-Methylphenol	5.66	107	88106	5.34	ng/uL	91
36) 2-Methylnaphthalene	5.78	142	194903	5.62	ng/uL	99
37) 1-Methylnaphthalene	5.93	142	192523	5.59	ng/uL	99
39) Hexachlorocyclopentadiene	6.10	237	28144	4.34	ng/uL	99
40) 2,4,6-Trichlorophenol	6.21	196	48501	5.19	ng/uL	95
41) 2,4,5-Trichlorophenol	6.26	196	52705	5.36	ng/uL	97
43) Biphenyl	6.43	154	212029	5.82	ng/uL	98
44) 2-Chloronaphthalene	6.43	162	183264	5.74	ng/uL	99
45) Dimethylphthalate	6.99	163	182691	5.47	ng/uL	98
46) Acenaphthylene	7.05	152	283001	5.77	ng/uL	100
47) 2,6-Dinitrotoluene	7.08	165	45537	6.05	ng/uL	94
48) 2-Nitroaniline	6.63	65	56470	5.91	ng/uL	98

(#) = qualifier out of range (m) = manual integration
 SV139657.D SV1NH.M Thu Jul 13 09:03:02 2006

Data File : Q:\SVOA\MS1_MD\MD0706\MD071206\SV139657.D Vial: 3
 Acq On : 12 Jul 106 5:01 pm Operator: VSC
 Sample : BPG0098-CAL1 Inst : SVOA-MS1
 Misc : Multiplr: 1.00
 Quant Time: Jul 13 8:30 19106

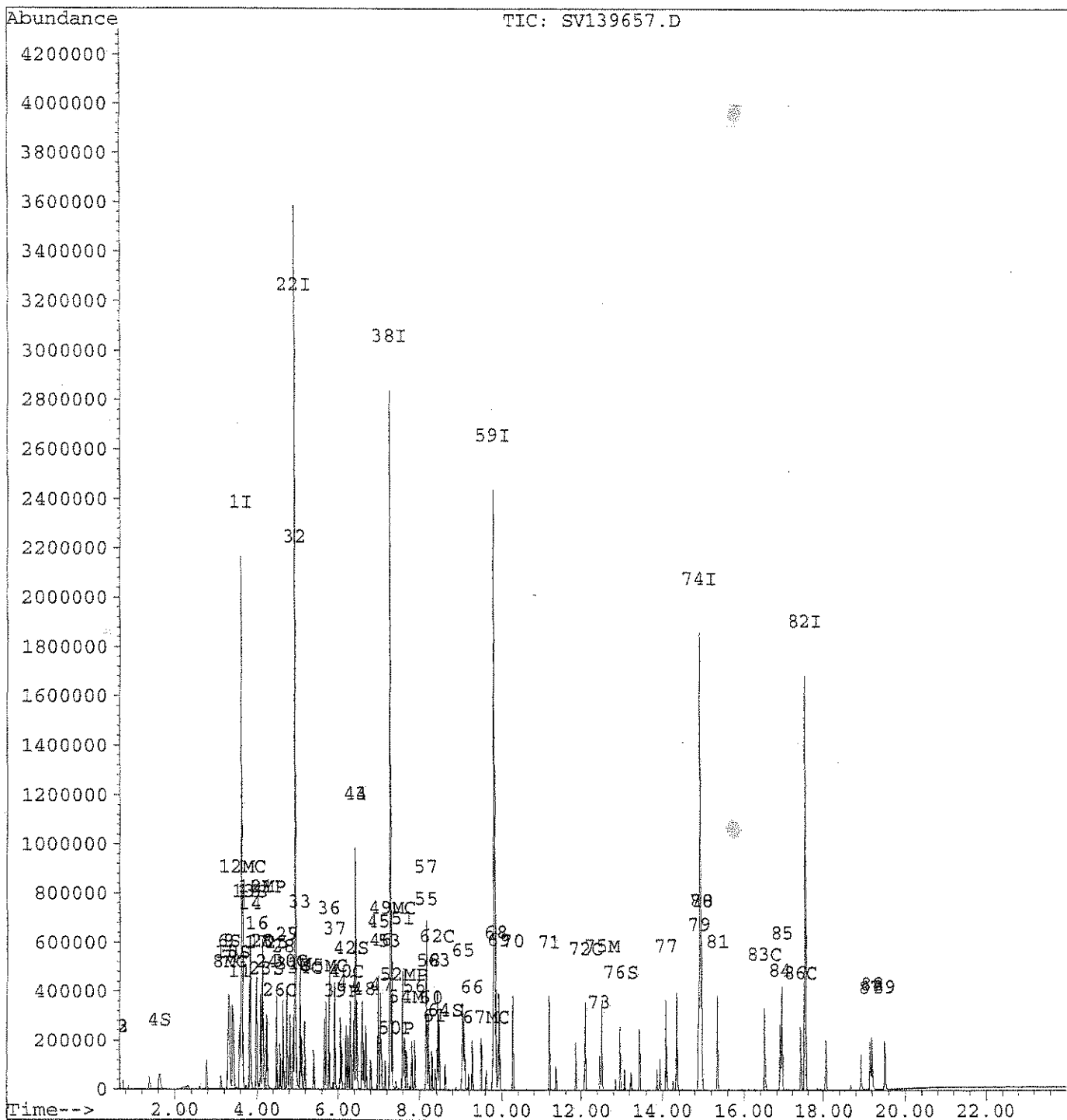
Method : C:\HPCHEM\1\METHODS\SV1NH.M
 Title : ELEMENT ID: 0607014 (SOIL) 0607015 (AQUEOUS)
 Last Update : Thu Jul 13 08:57:50 2006
 Response via : Multiple Level Calibration

Compound	R.T.	QIon	Response	Conc	Unit	Qvalue
49) Acenaphthene	7.34	153	161865	5.47	ng/uL	99
50) 2,4-Dinitrophenol	7.43	184	8153	2.08	ng/uL	85
51) Dibenzofuran	7.59	168	221627	5.50	ng/uL	85
52) 4-Nitrophenol	7.60	65	30679	4.87	ng/uL	98
53) 3-Nitroaniline	7.27	65	60320	5.33	ng/uL	91
54) 2,4-Dinitrotoluene	7.69	165	54071	5.63	ng/uL	80
55) Fluorene	8.17	166	178243	5.82	ng/uL	98
56) 2,3,4,6-Tetrachlorophenol	7.88	232	36493	5.26	ng/uL	96
57) Diethylphthalate	8.15	149	191638	5.46	ng/uL	99
58) 4-Chloro-phenyl-phenyl eth	8.21	204	75766	5.61	ng/uL	97
60) 4-Nitroaniline	8.29	138	58412	5.74	ng/uL	86
61) 4,6-Dinitro-2-Methylphenol	8.36	198	21257	4.84	ng/uL	86
62) N-nitrosodiphenylamine	8.42	169	151334	6.06	ng/uL	98
63) Azobenzene	8.47	77	218021	5.68	ng/uL	99
65) 4-Bromophenyl-phenylether	9.05	248	38300	5.76	ng/uL	96
66) Hexachlorobenzene	9.27	284	41049	5.44	ng/uL	82
67) Pentachlorophenol	9.62	266	16806	3.91	ng/uL	97
68) Phenanthrene	9.86	178	235245	6.00	ng/uL	100
69) Anthracene	9.93	178	236343	5.96	ng/uL	99
70) Carbazole	10.28	167	236345	5.76	ng/uL	99
71) Di-n-butylphthalate	11.20	149	330137	5.57	ng/uL	99
72) Fluoranthene	12.11	202	213089	5.46	ng/uL	96
73) Benzidine	12.46	184	90433	4.62	ng/uL	99
75) Pyrene	12.52	202	230906	5.48	ng/uL	95
77) Butylbenzylphthalate	14.09	149	141135	5.22	ng/uL	99
78) 3,3'-Dichlorobenzidine	14.97	252	70528	5.53	ng/uL	96
79) Benzo(a)anthracene	14.89	228	192706	5.19	ng/uL	98
80) Chrysene	14.97	228	177908	5.37	ng/uL	100
81) bis(2-Ethylhexyl)phthalate	15.35	149	182554	5.03	ng/uL	98
83) Di-n-octylphthalate	16.50	149	309910	5.72	ng/uL	100
84) Benzo(b)fluoranthene	16.88	252	179565	5.23	ng/uL	98
85) Benzo(k)fluoranthene	16.93	252	158646	6.93	ng/uL	91
86) Benzo(a)pyrene	17.42	252	142334	5.24	ng/uL	98
87) Indeno(1,2,3-Cd)Pyrene	19.16	276	134912	4.83	ng/uL	91
88) Dibenzo(a,h)Anthracene	19.20	278	114300	4.86	ng/uL	96
89) Benzo(g,h,i)perylene	19.51	276	117746	4.75	ng/uL	98

Quantitation Report

Data File : Q:\SVOA\MS1_MD\MD0706\MD071206\SV139657.D Vial: 3
Acq On : 12 Jul 106 5:01 pm Operator: VSC
Sample : BPG0098-CAL1 Inst : SVOA-MS1
Misc : Multiplr: 1.00
Quant Time: Jul 13 8:30 19106

Method : C:\HPCHEM\1\METHODS\SV1NH.M
Title : ELEMENT ID: 0607014(SOIL) 0607015(AQUEOUS)
Last Update : Thu Jul 13 08:57:50 2006
Response via : Multiple Level Calibration



Quantitation Report

Data File : Q:\SVOA\MS1_MD\MD0706\MD071206\SV139658.D Vial: 4
 Acq On : 12 Jul 106 5:31 pm Operator: VSC
 Sample : BPG0098-CAL2 Inst : SVOA-MS1
 Misc : Multiplr: 1.00
 Quant Time: Jul 13 8:31 19106

Method : C:\HPCHEM\1\METHODS\SV1NH.M
 Title : ELEMENT ID: 0607014(SOIL) 0607015(AQUEOUS)
 Last Update : Thu Jul 13 08:57:50 2006
 Response via : Multiple Level Calibration

Internal Standards	R.T.	QIon	Response	Conc	Units	Dev (Min)
1) 1,4-Dichlorobenzene-d4	3.63	152	634418	40.00	ng/uL	0.00
22) Naphthalene-d8	4.95	136	2294329	40.00	ng/uL	0.00
38) Acenaphthene-d10	7.29	164	1055640	40.00	ng/uL	0.00
59) Phenanthrene-d10	9.82	188	1473564	40.00	ng/uL	0.00
74) Chrysene-d12	14.94	240	1080799	40.00	ng/uL	0.00
82) Perylene-d12	17.55	264	1073568	40.00	ng/uL	0.00

System Monitoring Compounds	R.T.	QIon	Response	Conc	Units	%Recovery
4) 2-Fluorophenol (SURRE)	1.62	112	220678	9.45	ng/uL	6.30%
6) Phenol-d5 (SURRE)	3.32	99	301375	10.38	ng/uL	6.92%
10) 2-Chlorophenol-d4 (SURRE)	3.41	132	248020	10.88	ng/uL	7.25%
13) 1,2 Dichlorobenzene-d4 (SUR)	3.84	152	149909	11.22	ng/uL	11.22%
23) Nitrobenzene-d5 (SURRE)	4.23	82	230540	10.91	ng/uL	10.91%
42) 2-Fluorobiphenyl (SURRE)	6.32	172	359116	10.91	ng/uL	10.91%
64) 2,4,6-Tribromophenol (SURRE)	8.62	330	43168	11.13	ng/uL	7.42%
76) Terphenyl-d14 (SURRE)	12.97	244	287874	10.36	ng/uL	10.36%

Target Compounds	R.T.	QIon	Response	Conc	Units	Qvalue
2) N-Nitrosodimethylamine	0.75	74	9259	5.46	ng/uL	99
3) Pyridine	0.75	79	16831	5.84	ng/uL	90
5) bis(2-Chloroethyl) ether	3.40	93	267006	10.36	ng/uL	99
7) 2-Chlorophenol	3.43	128	244348	10.64	ng/uL	97
8) Phenol	3.33	94	387292	10.90	ng/uL	86
9) Aniline	3.31	93	395240	10.76	ng/uL	93
11) 1,3-Dichlorobenzene	3.59	146	255937	10.49	ng/uL	100
12) 1,4-Dichlorobenzene	3.65	146	263180	10.59	ng/uL	99
14) 1,2-Dichlorobenzene	3.84	146	240931	10.90	ng/uL	98
15) Benzyl Alcohol	3.83	79	180074	9.89	ng/uL	97
16) bis(2-chloroisopropyl)Ethe	3.99	45	309501	9.67	ng/uL	97
17) 2-Methylphenol	3.98	108	222134	10.60	ng/uL	97
18) Acetophenone	4.09	105	305788	10.76	ng/uL	90
19) N-Nitroso-Di-n-Propylamine	4.13	70	162766	10.18	ng/uL	97
20) Hexachloroethane	4.15	117	102408	10.79	ng/uL	94
21) 3+4-Methylphenol	4.13	108	233646	10.72	ng/uL	97
24) Nitrobenzene	4.25	77	225166	10.78	ng/uL	98
25) Isophorone	4.49	82	439558	10.07	ng/uL	99
26) 2-Nitrophenol	4.58	139	131997	10.92	ng/uL	92
27) Benzoic Acid	4.79	105	130481	9.07	ng/uL	97
28) 2,4-Dimethylphenol	4.66	107	202205	10.40	ng/uL	97
29) bis(2-Chloroethoxy)methane	4.75	93	300612	10.41	ng/uL	97
30) 2,4-Dichlorophenol	4.82	162	171313	10.89	ng/uL	99
31) 1,2,4-Trichlorobenzene	4.91	180	169760	10.80	ng/uL	98
32) Naphthalene	4.97	128	610590	10.99	ng/uL	100
33) 4-Chloroaniline	5.07	127	283993	11.43	ng/uL	100
34) Hexachlorobutadiene	5.19	225	76308	10.95	ng/uL	99
35) 4-Chloro-3-Methylphenol	5.67	107	185207	10.57	ng/uL	91
36) 2-Methylnaphthalene	5.79	142	405552	11.01	ng/uL	99
37) 1-Methylnaphthalene	5.92	142	401614	11.00	ng/uL	99
39) Hexachlorocyclopentadiene	6.09	237	66608	9.84	ng/uL	98
40) 2,4,6-Trichlorophenol	6.21	196	102157	10.21	ng/uL	98
41) 2,4,5-Trichlorophenol	6.26	196	114110	10.81	ng/uL	99
43) Biphenyl	6.43	154	436206	11.22	ng/uL	97
44) 2-Chloronaphthalene	6.43	162	383657	11.27	ng/uL	98
45) Dimethylphthalate	6.99	163	378383	10.61	ng/uL	98
46) Acenaphthylene	7.04	152	580897	11.10	ng/uL	99
47) 2,6-Dinitrotoluene	7.07	165	98244	11.78	ng/uL	94
48) 2-Nitroaniline	6.64	65	121176	11.65	ng/uL	99

(#) = qualifier out of range (m) = manual integration
 SV139658.D SV1NH.M Thu Jul 13 09:03:28 2006

Quantitation Report

Data File : Q:\SVOA\MS1_MD\MD0706\MD071206\SV139658.D Vial: 4
 Acq On : 12 Jul 106 5:31 pm Operator: VSC
 Sample : BPG0098-CAL2 Inst : SVOA-MS1
 Misc : Multiplr: 1.00
 Quant Time: Jul 13 8:31 19106

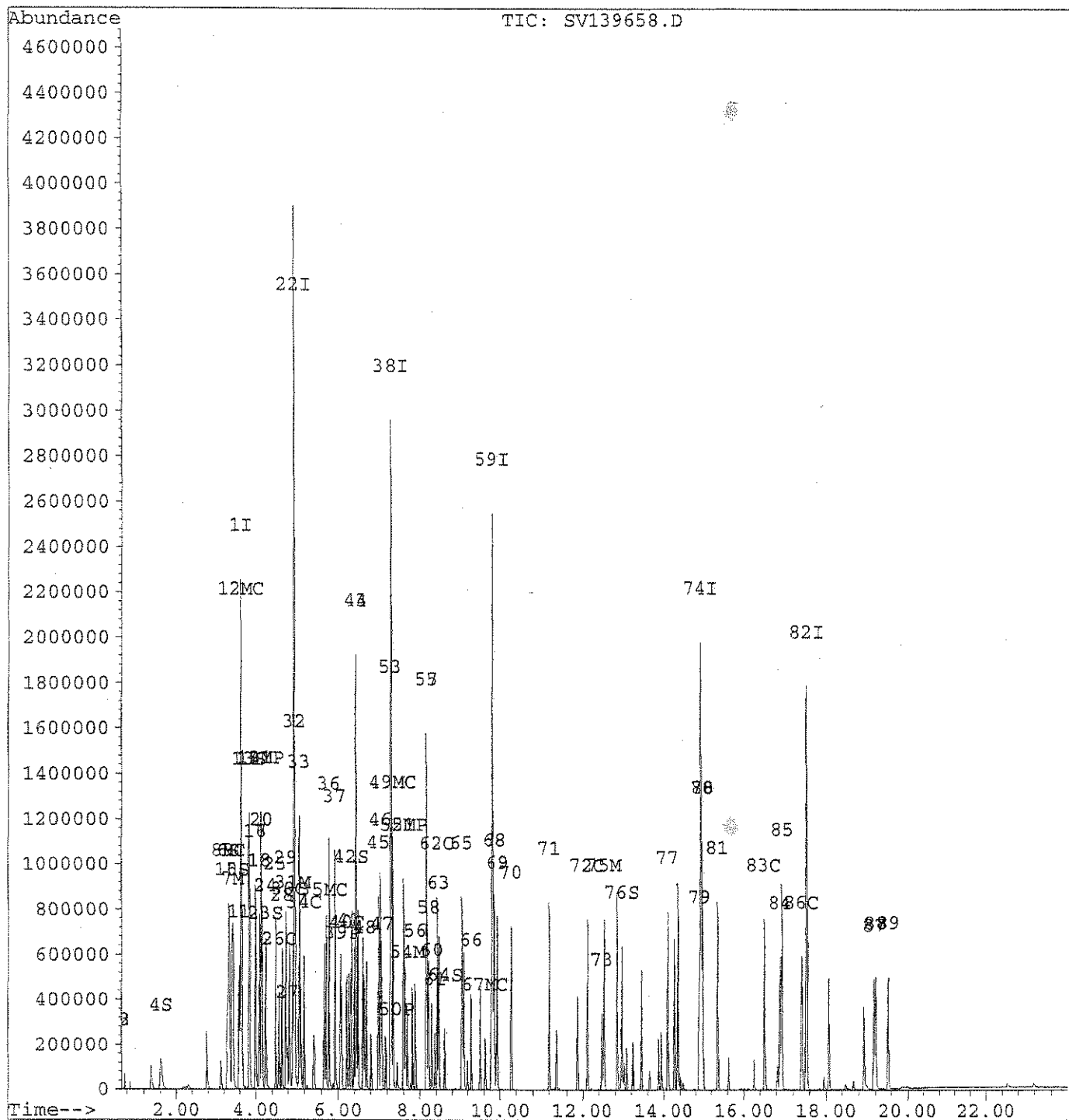
Method : C:\HPCHEM\1\METHODS\SV1NH.M
 Title : ELEMENT ID: 0607014(SOIL) 0607015(AQUEOUS)
 Last Update : Thu Jul 13 08:57:50 2006
 Response via : Multiple Level Calibration

Compound	R.T.	QIon	Response	Conc	Unit	Qvalue
49) Acenaphthene	7.34	153	342878	10.91	ng/uL	99
50) 2,4-Dinitrophenol	7.44	184	33784	8.80	ng/uL	98
51) Dibenzofuran	7.60	168	463383	10.77	ng/uL	75
52) 4-Nitrophenol	7.60	65	67909	9.90	ng/uL	88
53) 3-Nitroaniline	7.27	65	129655	10.60	ng/uL	98
54) 2,4-Dinitrotoluene	7.70	165	120611	11.20	ng/uL	79
55) Fluorene	8.16	166	369600	11.31	ng/uL	99
56) 2,3,4,6-Tetrachlorophenol	7.89	232	81120	10.88	ng/uL	98
57) Diethylphthalate	8.16	149	392542	10.52	ng/uL	99
58) 4-Chloro-phenyl-phenyl eth	8.21	204	163651	11.36	ng/uL	99
60) 4-Nitroaniline	8.29	138	125792	10.91	ng/uL	98
61) 4,6-Dinitro-2-Methylphenol	8.37	198	60781	11.67	ng/uL	91
62) N-nitrosodiphenylamine	8.43	169	313314	11.40	ng/uL	100
63) Azobenzene	8.47	77	464339	11.01	ng/uL	97
65) 4-Bromophenyl-phenylether	9.06	248	81711	11.13	ng/uL	91
66) Hexachlorobenzene	9.28	284	90899	10.98	ng/uL	97
67) Pentachlorophenol	9.63	266	45497	9.63	ng/uL	96
68) Phenanthrene	9.86	178	477275	11.04	ng/uL	99
69) Anthracene	9.94	178	492768	11.29	ng/uL	99
70) Carbazole	10.29	167	497566	11.02	ng/uL	99
71) Di-n-butylphthalate	11.20	149	692116	10.65	ng/uL	100
72) Fluoranthene	12.11	202	446493	10.43	ng/uL	90
73) Benzidine	12.46	184	212751	9.97	ng/uL	99
75) Pyrene	12.52	202	482944	10.32	ng/uL	94
77) Butylbenzylphthalate	14.09	149	301700	10.11	ng/uL	97
78) 3,3'-Dichlorobenzidine	14.97	252	147509	10.40	ng/uL	98
79) Benzo(a)anthracene	14.90	228	400498	9.76	ng/uL	99
80) Chrysene	14.98	228	363753	9.92	ng/uL	99
81) bis(2-Ethylhexyl)phthalate	15.35	149	397215	9.97	ng/uL	99
83) Di-n-octylphthalate	16.50	149	683393	10.77	ng/uL	100
84) Benzo(b)fluoranthene	16.89	252	360701	8.97	ng/uL	99
85) Benzo(k)fluoranthene	16.93	252	362992	13.40	ng/uL	93
86) Benzo(a)pyrene	17.42	252	341177	10.84	ng/uL	96
87) Indeno(1,2,3-Cd)Pyrene	19.16	276	331643	10.33	ng/uL	99
88) Dibenzo(a,h)Anthracene	19.21	278	286141	10.60	ng/uL	90
89) Benzo(g,h,i)perylene	19.52	276	282008	9.91	ng/uL	100

Quantitation Report

Data File : Q:\SVOA\MS1_MD\MD0706\MD071206\SV139658.D Vial: 4
Acq On : 12 Jul 106 5:31 pm Operator: VSC
Sample : BPG0098-CAL2 Inst : SVOA-MS1
Misc : Multiplr: 1.00
Quant Time: Jul 13 8:31 19106

Method : C:\HPCHEM\1\METHODS\SV1NH.M
Title : ELEMENT ID: 0607014(SOIL) 0607015(AQUEOUS)
Last Update : Thu Jul 13 08:57:50 2006
Response via : Multiple Level Calibration



Quantitation Report

Data File : Q:\SVOA\MS1_MD\MD0706\MD071206\SV139659.D Vial: 5
 Acq On : 12 Jul 106 6:02 pm Operator: VSC
 Sample : BPG0098-CAL3 Inst : SVOA-MS1
 Misc : Multiplr: 1.00
 Quant Time: Jul 13 8:55 19106

Method : C:\HPCHEM\1\METHODS\SV1NH.M
 Title : ELEMENT ID: 0607014(SOIL) 0607015(AQUEOUS)
 Last Update : Thu Jul 13 08:57:50 2006
 Response via : Multiple Level Calibration

Internal Standards	R.T.	QIon	Response	Conc	Units	Dev(Min)
1) 1,4-Dichlorobenzene-d4	3.63	152	604250	40.00	ng/uL	0.00
22) Naphthalene-d8	4.95	136	2167512	40.00	ng/uL	0.00
38) Acenaphthene-d10	7.30	164	990089	40.00	ng/uL	0.01
59) Phenanthrene-d10	9.83	188	1394241	40.00	ng/uL	0.00
74) Chrysene-d12	14.94	240	1063053	40.00	ng/uL	0.00
82) Perylene-d12	17.55	264	1066609	40.00	ng/uL	0.00

System Monitoring Compounds						%Recovery
4) 2-Fluorophenol (SURR)	1.62	112	539444	24.24	ng/uL	16.16%
6) Phenol-d5 (SURR)	3.33	99	705224	25.66	ng/uL	17.11%
10) 2-Chlorophenol-d4 (SURR)	3.42	132	565234	26.07	ng/uL	17.38%
13) 1,2 Dichlorobenzene-d4 (SUR)	3.83	152	332094	26.10	ng/uL	26.10%
23) Nitrobenzene-d5 (SURR)	4.24	82	529510	26.07	ng/uL	26.07%
42) 2-Fluorobiphenyl (SURR)	6.32	172	833861	26.95	ng/uL	26.95%
64) 2,4,6-Tribromophenol (SURR)	8.63	330	108406	28.91	ng/uL	19.27%
76) Terphenyl-d14 (SURR)	12.98	244	671122	24.52	ng/uL	24.52%

Target Compounds						Qvalue
2) N-Nitrosodimethylamine	0.75	74	28053	18.08	ng/uL	95
3) Pyridine	0.75	79	48270	18.23	ng/uL	92
5) bis(2-Chloroethyl) ether	3.40	93	619147	25.42	ng/uL	99
7) 2-Chlorophenol	3.44	128	565708	25.91	ng/uL	99
8) Phenol	3.34	94	862576	25.55	ng/uL	81
9) Aniline	3.31	93	930978	26.77	ng/uL	91
11) 1,3-Dichlorobenzene	3.59	146	598600	25.75	ng/uL	100
12) 1,4-Dichlorobenzene	3.65	146	612848	25.82	ng/uL	99
14) 1,2-Dichlorobenzene	3.84	146	551466	26.22	ng/uL	98
15) Benzyl Alcohol	3.83	79	415276	24.21	ng/uL	91
16) bis(2-chloroisopropyl)Ethe	4.00	45	710038	23.58	ng/uL	99
17) 2-Methylphenol	3.98	108	510388	25.50	ng/uL	100
18) Acetophenone	4.09	105	704814	26.01	ng/uL	94
19) N-Nitroso-Di-n-Propylamine	4.14	70	363831	24.14	ng/uL	98
20) Hexachloroethane	4.15	117	236078	26.09	ng/uL	100
21) 3+4-Methylphenol	4.14	108	535480	25.79	ng/uL	99
24) Nitrobenzene	4.26	77	524518	26.36	ng/uL	96
25) Isophorone	4.50	82	1010718	24.59	ng/uL	96
26) 2-Nitrophenol	4.58	139	316947	26.95	ng/uL	96
27) Benzoic Acid	4.84	105	397152	28.08	ng/uL	96
28) 2,4-Dimethylphenol	4.66	107	468593	25.54	ng/uL	98
29) bis(2-Chloroethoxy)methane	4.75	93	686184	25.15	ng/uL	99
30) 2,4-Dichlorophenol	4.83	162	398330	26.63	ng/uL	96
31) 1,2,4-Trichlorobenzene	4.91	180	395647	26.49	ng/uL	99
32) Naphthalene	4.97	128	1377391	26.21	ng/uL	100
33) 4-Chloroaniline	5.07	127	639162	27.11	ng/uL	99
34) Hexachlorobutadiene	5.20	225	175756	26.71	ng/uL	98
35) 4-Chloro-3-Methylphenol	5.68	107	440329	26.48	ng/uL	96
36) 2-Methylnaphthalene	5.79	142	903905	25.97	ng/uL	99
37) 1-Methylnaphthalene	5.92	142	912183	26.40	ng/uL	100
39) Hexachlorocyclopentadiene	6.10	237	169445	26.98	ng/uL	97
40) 2,4,6-Trichlorophenol	6.21	196	244488	25.94	ng/uL	99
41) 2,4,5-Trichlorophenol	6.27	196	270541	27.02	ng/uL	99
43) Biphenyl	6.44	154	947679	26.01	ng/uL	98
44) 2-Chloronaphthalene	6.44	162	845073	26.49	ng/uL	99
45) Dimethylphthalate	7.00	163	865361	25.82	ng/uL	99
46) Acenaphthylene	7.05	152	1333136	27.10	ng/uL	100
47) 2,6-Dinitrotoluene	7.08	165	231100	28.74	ng/uL	95
48) 2-Nitroaniline	6.65	65	282803	28.45	ng/uL	98

(#) = qualifier out of range (m) = manual integration
 SV139659.D SV1NH.M Thu Jul 13 09:03:54 2006

Quantitation Report

Data File : Q:\SVOA\MS1_MD\MD0706\MD071206\SV139659.D Vial: 5
 Acq On : 12 Jul 106 6:02 pm Operator: VSC
 Sample : BPG0098-CAL3 Inst : SVOA-MS1
 Misc : Multiplr: 1.00
 Quant Time: Jul 13 8:55 19106

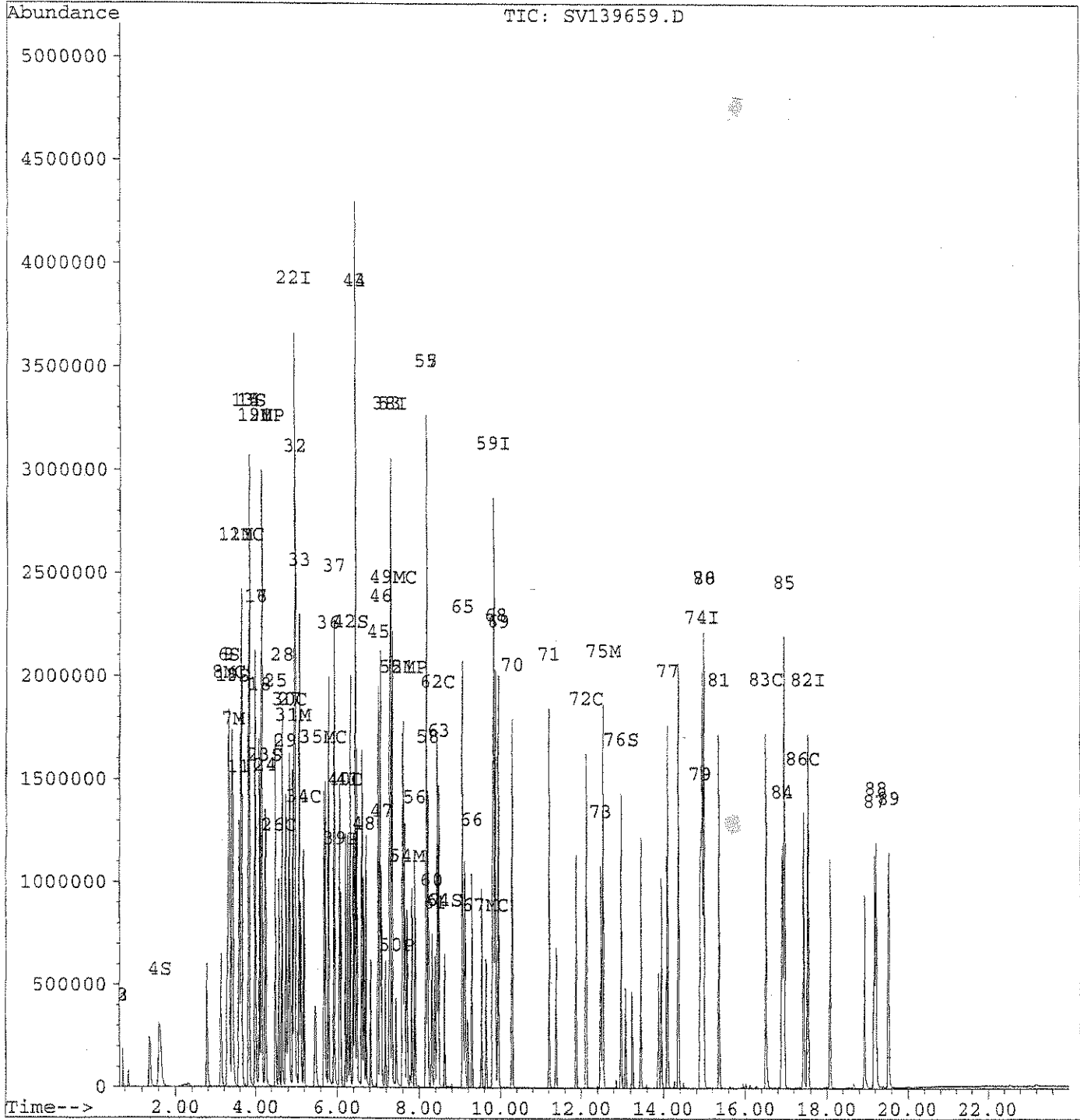
Method : C:\HPCHEM\1\METHODS\SV1NH.M
 Title : ELEMENT ID: 0607014(SOIL) 0607015(AQUEOUS)
 Last Update : Thu Jul 13 08:57:50 2006
 Response via : Multiple Level Calibration

Compound	R.T.	QIon	Response	Conc	Unit	Qvalue
49) Acenaphthene	7.35	153	780282	26.46	ng/uL	100
50) 2,4-Dinitrophenol	7.45	184	117912	33.26	ng/uL	94
51) Dibenzofuran	7.60	168	1063138	26.33	ng/uL	95
52) 4-Nitrophenol	7.62	65	164858	25.11	ng/uL	97
53) 3-Nitroaniline	7.29	65	288152	24.79	ng/uL	84
54) 2,4-Dinitrotoluene	7.71	165	287890	27.41	ng/uL	84
55) Fluorene	8.17	166	837395	27.27	ng/uL	99
56) 2,3,4,6-Tetrachlorophenol	7.90	232	191924	27.18	ng/uL	98
57) Diethylphthalate	8.17	149	877628	25.11	ng/uL	100
58) 4-Chloro-phenyl-phenyl eth	8.21	204	369061	27.19	ng/uL	94
60) 4-Nitroaniline	8.31	138	301348	26.90	ng/uL	96
61) 4,6-Dinitro-2-Methylphenol	8.39	198	169630	31.79	ng/uL	94
62) N-nitrosodiphenylamine	8.45	169	715546	27.32	ng/uL	99
63) Azobenzene	8.48	77	1064831	26.41	ng/uL	97
65) 4-Bromophenyl-phenylether	9.07	248	188863	26.95	ng/uL	89
66) Hexachlorobenzene	9.28	284	212835	27.00	ng/uL	88
67) Pentachlorophenol	9.64	266	125622	27.87	ng/uL	98
68) Phenanthrene	9.87	178	1101739	26.87	ng/uL	100
69) Anthracene	9.95	178	1120372	27.07	ng/uL	99
70) Carbazole	10.30	167	1141046	26.58	ng/uL	100
71) Di-n-butylphthalate	11.21	149	1608090	26.15	ng/uL	100
72) Fluoranthene	12.11	202	1054625	26.08	ng/uL	88
73) Benzidine	12.47	184	653016	32.51	ng/uL	97
75) Pyrene	12.53	202	1130460	24.53	ng/uL	99
77) Butylbenzylphthalate	14.10	149	704128	24.06	ng/uL	97
78) 3,3'-Dichlorobenzidine	14.98	252	355538	25.32	ng/uL	93
79) Benzo(a)anthracene	14.90	228	952480	23.65	ng/uL	99
80) Chrysene	14.99	228	856074	23.84	ng/uL	99
81) bis(2-Ethylhexyl)phthalate	15.36	149	915969	23.53	ng/uL	99
83) Di-n-octylphthalate	16.50	149	1613965	25.63	ng/uL	100
84) Benzo(b)fluoranthene	16.91	252	913869	23.06	ng/uL	99
85) Benzo(k)fluoranthene	16.95	252	795554	28.88	ng/uLm	94
86) Benzo(a)pyrene	17.43	252	818346	26.15	ng/uL	97
87) Indeno(1,2,3-Cd)Pyrene	19.18	276	810918	25.64	ng/uL	97
88) Dibenzo(a,h)Anthracene	19.22	278	697239	26.19	ng/uL	99
89) Benzo(g,h,i)perylene	19.54	276	685384	24.60	ng/uL	98

Quantitation Report

Data File : Q:\SVOA\MS1_MD\MD0706\MD071206\SV139659.D Vial: 5
Acq On : 12 Jul 106 6:02 pm Operator: VSC
Sample : BPG0098-CAL3 Inst : SVOA-MS1
Misc : Multiplr: 1.00
Quant Time: Jul 13 8:55 19106

Method : C:\HPCHEM\1\METHODS\SV1NH.M
Title : ELEMENT ID: 0607014(SOIL) 0607015(AQUEOUS)
Last Update : Thu Jul 13 08:57:50 2006
Response via : Multiple Level Calibration



Quantitation Report

Data File : Q:\SVOA\MS1_MD\MD0706\MD071206\SV139656.D Vial: 2
 Acq On : 12 Jul 106 4:30 pm Operator: VSC
 Sample : BPG0098-CAL4 Inst : SVOA-MS1
 Misc : Multiplr: 1.00
 Quant Time: Jul 13 8:55 19106

Method : C:\HPCHEM\1\METHODS\SV1NH.M
 Title : ELEMENT ID: 0607014(SOIL) 0607015(AQUEOUS)
 Last Update : Thu Jul 13 08:57:50 2006
 Response via : Multiple Level Calibration

Internal Standards	R.T.	QIon	Response	Conc	Units	Dev(Min)
1) 1,4-Dichlorobenzene-d4	3.62	152	512793	40.00	ng/uL	0.00
22) Naphthalene-d8	4.95	136	1841351	40.00	ng/uL	0.00
38) Acenaphthene-d10	7.30	164	833520	40.00	ng/uL	0.00
59) Phenanthrene-d10	9.83	188	1184795	40.00	ng/uL	0.00
74) Chrysene-d12	14.95	240	915344	40.00	ng/uL	0.00
82) Perylene-d12	17.55	264	922306	40.00	ng/uL	0.00

System Monitoring Compounds	R.T.	QIon	Response	Conc	Units	%Recovery
4) 2-Fluorophenol (SURR)	1.62	112	947383	50.28	ng/uL	33.52%
6) Phenol-d5 (SURR)	3.33	99	1233009	52.90	ng/uL	35.27%
10) 2-Chlorophenol-d4 (SURR)	3.41	132	943643	51.24	ng/uL	34.16%
13) 1,2 Dichlorobenzene-d4 (SUR)	3.83	152	553908	51.37	ng/uL	51.37%
23) Nitrobenzene-d5 (SURR)	4.24	82	890542	51.16	ng/uL	51.16%
42) 2-Fluorobiphenyl (SURR)	6.32	172	1376627	52.58	ng/uL	52.58%
64) 2,4,6-Tribromophenol (SURR)	8.63	330	175964	53.97	ng/uL	35.98%
76) Terphenyl-d14 (SURR)	12.98	244	1155697	49.12	ng/uL	49.12%

Target Compounds	R.T.	QIon	Response	Conc	Units	Qvalue
2) N-Nitrosodimethylamine	0.75	74	41615	32.86	ng/uL	96
3) Pyridine	0.75	79	75843	35.03	ng/uL	93
5) bis(2-Chloroethyl)ether	3.40	93	1026148	49.96	ng/uL	98
7) 2-Chlorophenol	3.43	128	939843	50.71	ng/uL	97
8) Phenol	3.35	94	1455271	50.94	ng/uL	78
9) Aniline	3.31	93	1510444	51.24	ng/uL	90
11) 1,3-Dichlorobenzene	3.58	146	974897	49.43	ng/uL	99
12) 1,4-Dichlorobenzene	3.64	146	1018967	50.55	ng/uL	98
14) 1,2-Dichlorobenzene	3.84	146	884851	49.71	ng/uL	100
15) Benzyl Alcohol	3.83	79	678852	47.34	ng/uL	90
16) bis(2-chloroisopropyl)Ethe	4.00	45	1182900	47.01	ng/uL	97
17) 2-Methylphenol	3.98	108	870166	51.16	ng/uL	100
18) Acetophenone	4.09	105	1178330	51.12	ng/uL	93
19) N-Nitroso-Di-n-Propylamine	4.14	70	597549	47.23	ng/uL	97
20) Hexachloroethane	4.15	117	375409	48.97	ng/uL	95
21) 3+4-Methylphenol	4.15	108	918799	52.06	ng/uL	91
24) Nitrobenzene	4.26	77	875272	51.48	ng/uL	94
25) Isophorone	4.50	82	1685184	48.41	ng/uL	93
26) 2-Nitrophenol	4.58	139	558288	54.63	ng/uL	88
27) Benzoic Acid	4.87	105	721048	57.59	ng/uL	99
28) 2,4-Dimethylphenol	4.65	107	762915	48.88	ng/uL	97
29) bis(2-Chloroethoxy)methane	4.75	93	1110624	47.99	ng/uL	99
30) 2,4-Dichlorophenol	4.83	162	660564	51.57	ng/uL	98
31) 1,2,4-Trichlorobenzene	4.91	180	637573	50.05	ng/uL	99
32) Naphthalene	4.97	128	2217336	49.80	ng/uL	99
33) 4-Chloroaniline	5.07	127	1026326	51.27	ng/uL	100
34) Hexachlorobutadiene	5.19	225	292292	52.09	ng/uL	99
35) 4-Chloro-3-Methylphenol	5.68	107	761427	53.45	ng/uL	99
36) 2-Methylnaphthalene	5.79	142	1487168	50.27	ng/uL	100
37) 1-Methylnaphthalene	5.93	142	1491830	50.80	ng/uL	99
39) Hexachlorocyclopentadiene	6.10	237	219100	41.55	ng/uL	98
40) 2,4,6-Trichlorophenol	6.22	196	400585	50.31	ng/uL	100
41) 2,4,5-Trichlorophenol	6.28	196	437553	51.56	ng/uL	99
43) Biphenyl	6.44	154	1526760	49.99	ng/uL	98
44) 2-Chloronaphthalene	6.44	162	1367341	50.97	ng/uL	98
45) Dimethylphthalate	7.01	163	1413428	50.10	ng/uL	99
46) Acenaphthylene	7.05	152	2159030	51.93	ng/uL	99
47) 2,6-Dinitrotoluene	7.09	165	389122	56.37	ng/uL	99
48) 2-Nitroaniline	6.65	65	418526	48.57	ng/uL	94

(#) = qualifier out of range (m) = manual integration
 SV139656.D SV1NH.M Thu Jul 13 10:01:35 2006

Quantitation Report

Data File : Q:\SVOA\MS1_MD\MD0706\MD071206\SV139656.D Vial: 2
 Acq On : 12 Jul 106 4:30 pm Operator: VSC
 Sample : BPG0098-CAL4 Inst : SVOA-MS1
 Misc : Multipir: 1.00
 Quant Time: Jul 13 8:55 19106

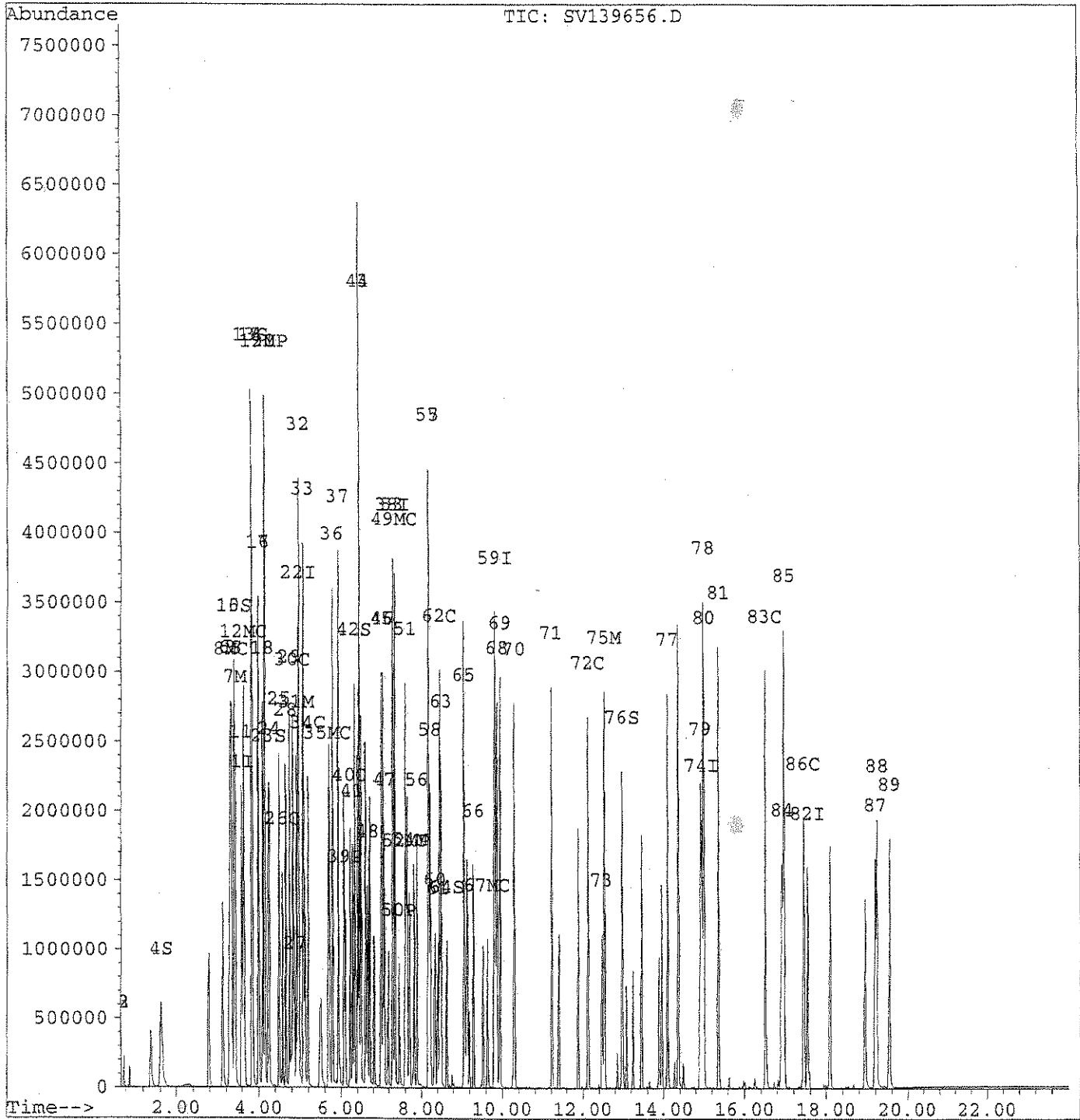
Method : C:\HPCHEM\1\METHODS\SV1NH.M
 Title : ELEMENT ID: 0607014(SOIL) 0607015(AQUEOUS)
 Last Update : Thu Jul 13 08:57:50 2006
 Response via : Multiple Level Calibration

Compound	R.T.	QIon	Response	Conc	Unit	Qvalue
49) Acenaphthene	7.35	153	1285524	51.66	ng/uL	99
50) 2,4-Dinitrophenol	7.45	184	227397	69.75	ng/uL	92
51) Dibenzofuran	7.61	168	1770519	51.99	ng/uL	92
52) 4-Nitrophenol	7.63	65	278546	49.98	ng/uL	98
53) 3-Nitroaniline	7.30	65	465064	47.67	ng/uL	85
54) 2,4-Dinitrotoluene	7.71	165	499708	55.21	ng/uL	90
55) Fluorene	8.17	166	1390386	53.75	ng/uL	98
56) 2,3,4,6-Tetrachlorophenol	7.90	232	317966	53.19	ng/uL	99
57) Diethylphthalate	8.18	149	1458584	49.75	ng/uL	99
58) 4-Chloro-phenyl-phenyl eth	8.22	204	617235	53.81	ng/uL	95
60) 4-Nitroaniline	8.33	138	513543	53.13	ng/uL	95
61) 4,6-Dinitro-2-Methylphenol	8.40	198	302219	62.43	ng/uL	91
62) N-nitrosodiphenylamine	8.45	169	1208112	53.95	ng/uL	99
63) Azobenzene	8.49	77	1765995	51.13	ng/uL	93
65) 4-Bromophenyl-phenylether	9.06	248	312490	52.14	ng/uL	90
66) Hexachlorobenzene	9.30	284	348027	51.57	ng/uL	99
67) Pentachlorophenol	9.64	266	210023	54.05	ng/uL	99
68) Phenanthrene	9.88	178	1870483	53.46	ng/uL	100
69) Anthracene	9.96	178	1907493	54.04	ng/uL	99
70) Carbazole	10.30	167	1975366	53.94	ng/uL	99
71) Di-n-butylphthalate	11.21	149	2779380	53.07	ng/uL	99
72) Fluoranthene	12.13	202	1765376	51.34	ng/uL	95
73) Benzidine	12.48	184	788620	46.25	ng/uL	99
75) Pyrene	12.54	202	1924309	48.51	ng/uL	98
77) Butylbenzylphthalate	14.10	149	1221344	48.57	ng/uL	99
78) 3,3'-Dichlorobenzidine	14.99	252	595452	49.17	ng/uL	97
79) Benzo(a)anthracene	14.92	228	1636325	47.38	ng/uL	100
80) Chrysene	15.00	228	1430351	46.58	ng/uL	100
81) bis(2-Ethylhexyl)phthalate	15.36	149	1576274	47.44	ng/uL	98
83) Di-n-octylphthalate	16.51	149	2739405	50.55	ng/uL	100
84) Benzo(b)fluoranthene	16.92	252	1725782	50.66	ng/uL	98
85) Benzo(k)fluoranthene	16.96	252	1171057	48.71	ng/uLm	96
86) Benzo(a)pyrene	17.45	252	1401773	51.81	ng/uL	97
87) Indeno(1,2,3-Cd)Pyrene	19.20	276	1426571	52.85	ng/uL	88
88) Dibenzo(a,h)Anthracene	19.24	278	1163766	51.19	ng/uL	95
89) Benzo(g,h,i)perylene	19.55	276	1191830	50.29	ng/uL	94

Quantitation Report

Data File : Q:\SVOA\MS1_MD\MD0706\MD071206\SV139656.D Vial: 2
Acq On : 12 Jul 106 4:30 pm Operator: VSC
Sample : BPG0098-CAL4 Inst : SVOA-MS1
Misc : Multiplr: 1.00
Quant Time: Jul 13 8:55 19106

Method : C:\HPCHEM\1\METHODS\SV1NH.M
Title : ELEMENT ID: 0607014(SOIL) 0607015(AQUEOUS)
Last Update : Thu Jul 13 08:57:50 2006
Response via : Multiple Level Calibration



Quantitation Report

Data File : Q:\SVOA\MS1_MD\MD0706\MD071206\SV139660.D Vial: 6
 Acq On : 12 Jul 106 6:33 pm Operator: VSC
 Sample : BPG0098-CAL5 Inst : SVOA-MS1
 Misc : Multiplr: 1.00
 Quant Time: Jul 13 8:56 19106

Method : C:\HPCHEM\1\METHODS\SV1NH.M
 Title : ELEMENT ID: 0607014(SOIL) 0607015(AQUEOUS)
 Last Update : Thu Jul 13 08:57:50 2006
 Response via : Multiple Level Calibration

Internal Standards	R.T.	QIon	Response	Conc	Units	Dev(Min)
1) 1,4-Dichlorobenzene-d4	3.63	152	523499	40.00	ng/uL	0.01
22) Naphthalene-d8	4.96	136	1887632	40.00	ng/uL	0.00
38) Acenaphthene-d10	7.31	164	891117	40.00	ng/uL	0.00
59) Phenanthrene-d10	9.84	188	1219156	40.00	ng/uL	0.00
74) Chrysene-d12	14.96	240	964436	40.00	ng/uL	0.02
82) Perylene-d12	17.56	264	1006628	40.00	ng/uL	0.00

System Monitoring Compounds	R.T.	QIon	Response	Conc	Units	%Recovery
4) 2-Fluorophenol (SURR)	1.64	112	1590622	82.76	ng/uL	55.17%
6) Phenol-d5 (SURR)	3.35	99	1932917	81.14	ng/uL	54.09%
10) 2-Chlorophenol-d4 (SURR)	3.44	132	1466208	78.22	ng/uL	52.15%
13) 1,2 Dichlorobenzene-d4 (SUR)	3.84	152	848427	77.18	ng/uL	77.18%
23) Nitrobenzene-d5 (SURR)	4.26	82	1424118	79.34	ng/uL	79.34%
42) 2-Fluorobiphenyl (SURR)	6.34	172	2173060	77.37	ng/uL	77.37%
64) 2,4,6-Tribromophenol (SURR)	8.65	330	302344	88.66	ng/uL	59.10%
76) Terphenyl-d14 (SURR)	13.00	244	1854260	74.92	ng/uL	74.92%

Target Compounds	R.T.	QIon	Response	Conc	Units	Qvalue
2) N-Nitrosodimethylamine	0.75	74	77090	63.31	ng/uL	93
3) Pyridine	0.75	79	132460	63.01	ng/uL	91
5) bis(2-Chloroethyl) ether	3.42	93	1605022	77.00	ng/uL	99
7) 2-Chlorophenol	3.45	128	1496251	79.31	ng/uL	94
8) Phenol	3.37	94	2379852	81.85	ng/uL	78
9) Aniline	3.33	93	2446038	81.26	ng/uL	99
11) 1,3-Dichlorobenzene	3.59	146	1617084	80.57	ng/uL	99
12) 1,4-Dichlorobenzene	3.65	146	1629878	79.17	ng/uL	99
14) 1,2-Dichlorobenzene	3.85	146	1382351	76.43	ng/uL	99
15) Benzyl Alcohol	3.84	79	1054387	73.30	ng/uL	93
16) bis(2-chloroisopropyl) Ethe	4.01	45	1831453	72.47	ng/uL	98
17) 2-Methylphenol	4.00	108	1362121	78.22	ng/uL	99
18) Acetophenone	4.11	105	1878323	79.62	ng/uL	91
19) N-Nitroso-Di-n-Propylamine	4.16	70	926846	72.88	ng/uL	97
20) Hexachloroethane	4.16	117	575432	74.15	ng/uL	91
21) 3+4-Methylphenol	4.17	108	1376298	76.11	ng/uL	92
24) Nitrobenzene	4.27	77	1393334	79.44	ng/uL	95
25) Isophorone	4.52	82	2822931	79.24	ng/uL	97
26) 2-Nitrophenol	4.59	139	899031	83.98	ng/uL	86
27) Benzoic Acid	4.93	105	1230610	92.38	ng/uL	97
28) 2,4-Dimethylphenol	4.67	107	1300051	81.10	ng/uL	99
29) bis(2-Chloroethoxy)methane	4.76	93	1884638	79.69	ng/uL	98
30) 2,4-Dichlorophenol	4.85	162	1091333	82.60	ng/uL	94
31) 1,2,4-Trichlorobenzene	4.92	180	1047993	80.05	ng/uL	100
32) Naphthalene	4.99	128	3641754	79.93	ng/uL	100
33) 4-Chloroaniline	5.09	127	1609142	78.60	ng/uL	100
34) Hexachlorobutadiene	5.20	225	459644	79.49	ng/uL	99
35) 4-Chloro-3-Methylphenol	5.70	107	1208695	81.77	ng/uL	96
36) 2-Methylnaphthalene	5.80	142	2381784	78.53	ng/uL	100
37) 1-Methylnaphthalene	5.94	142	2366743	78.46	ng/uL	99
39) Hexachlorocyclopentadiene	6.11	237	465594	83.33	ng/uL	99
40) 2,4,6-Trichlorophenol	6.23	196	671204	78.65	ng/uL	99
41) 2,4,5-Trichlorophenol	6.30	196	730240	80.14	ng/uL	99
43) Biphenyl	6.46	154	2292111	70.66	ng/uL	98
44) 2-Chloronaphthalene	6.45	162	2091149	72.95	ng/uLm	100
45) Dimethylphthalate	7.03	163	2391013	79.21	ng/uL	99
46) Acenaphthylene	7.07	152	3458586	77.42	ng/uL	99
47) 2,6-Dinitrotoluene	7.11	165	643483	85.38	ng/uL	99
48) 2-Nitroaniline	6.68	65	676073	72.82	ng/uL	90

(#) = qualifier out of range (m) = manual integration
 SV139660.D SV1NH.M Thu Jul 13 10:02:03 2006

Quantitation Report

Data File : Q:\SVOA\MS1_MD\MD0706\MD071206\SV139660.D Vial: 6
 Acq On : 12 Jul 106 6:33 pm Operator: VSC
 Sample : BPG0098-CAL5 Inst : SVOA-MS1
 Misc : Multiplr: 1.00
 Quant Time: Jul 13 8:56 19106

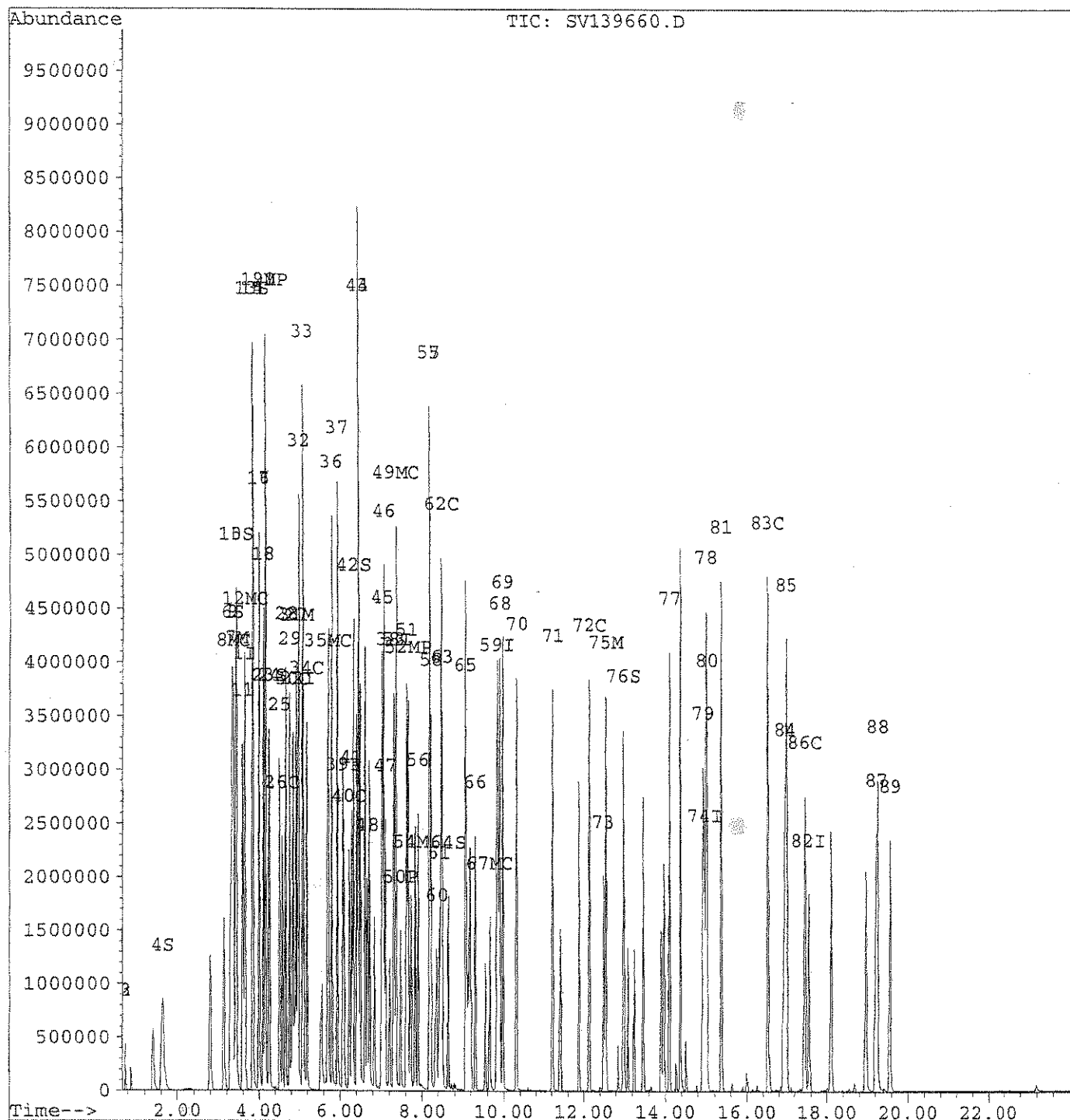
Method : C:\HPCHEM\1\METHODS\SV1NH.M
 Title : ELEMENT ID: 0607014(SOIL) 0607015(AQUEOUS)
 Last Update : Thu Jul 13 08:57:50 2006
 Response via : Multiple Level Calibration

Compound	R.T.	QIon	Response	Conc	Unit	Qvalue
49) Acenaphthene	7.37	153	2037087	76.46	ng/uL	99
50) 2,4-Dinitrophenol	7.48	184	426828	112.45	ng/uL	96
51) Dibenzofuran	7.63	168	2895875	79.18	ng/uL	96
52) 4-Nitrophenol	7.66	65	431738	71.99	ng/uL	95
53) 3-Nitroaniline	7.32	65	807847	77.97	ng/uL	96
54) 2,4-Dinitrotoluene	7.75	165	846965	85.32	ng/uL	74
55) Fluorene	8.19	166	2167086	78.10	ng/uL	99
56) 2,3,4,6-Tetrachlorophenol	7.92	232	525056	81.31	ng/uL	98
57) Diethylphthalate	8.20	149	2239340	71.71	ng/uL	99
58) 4-Chloro-phenyl-phenyl eth	8.23	204	977886	79.22	ng/uL	97
60) 4-Nitroaniline	8.37	138	851470	84.45	ng/uL	97
61) 4,6-Dinitro-2-Methylphenol	8.44	198	540595	102.53	ng/uL	92
62) N-nitrosodiphenylamine	8.48	169	1867967	80.45	ng/uL	98
63) Azobenzene	8.51	77	2947473	82.15	ng/uL	93
65) 4-Bromophenyl-phenylether	9.07	248	521598	83.97	ng/uL	94
66) Hexachlorobenzene	9.31	284	595041	85.00	ng/uL	97
67) Pentachlorophenol	9.66	266	373883	92.12	ng/uL	99
68) Phenanthrene	9.90	178	2958959	81.56	ng/uL	99
69) Anthracene	9.98	178	3012164	82.27	ng/uL	99
70) Carbazole	10.32	167	3064844	80.47	ng/uL	99
71) Di-n-butylphthalate	11.23	149	4430464	81.54	ng/uL	100
72) Fluoranthene	12.15	202	2937589	82.69	ng/uL	94
73) Benzidine	12.49	184	1348535	77.22	ng/uL	97
75) Pyrene	12.56	202	3096302	74.20	ng/uL	94
77) Butylbenzylphthalate	14.12	149	1907598	72.38	ng/uL	98
78) 3,3'-Dichlorobenzidine	15.00	252	966557	76.04	ng/uL	98
79) Benzo(a)anthracene	14.93	228	2712150	74.85	ng/uL	99
80) Chrysene	15.02	228	2315827	72.21	ng/uL	99
81) bis(2-Ethylhexyl)phthalate	15.37	149	2513501	72.51	ng/uL	100
83) Di-n-octylphthalate	16.53	149	4452396	75.53	ng/uL	100
84) Benzo(b)fluoranthene	16.97	252	3357359	88.92	ng/uL	99
85) Benzo(k)fluoranthene	17.02	252	1727834	64.99	ng/uLm	93
86) Benzo(a)pyrene	17.48	252	2350745	79.50	ng/uL	96
87) Indeno(1,2,3-Cd)Pyrene	19.23	276	2383734	81.54	ng/uL	97
88) Dibenzo(a,h)Anthracene	19.27	278	1949067	79.70	ng/uL	96
89) Benzo(g,h,i)perylene	19.58	276	1971734	77.38	ng/uL	97

Quantitation Report

Data File : Q:\SVOA\MS1_MD\MD0706\MD071206\SV139660.D Vial: 6
Acq On : 12 Jul 106 6:33 pm Operator: VSC
Sample : BPG0098-CAL5 Inst : SVOA-MS1
Misc : Multiplr: 1.00
Quant Time: Jul 13 8:56 19106

Method : C:\HPCHEM\1\METHODS\SV1NH.M
Title : ELEMENT ID: 0607014(SOIL) 0607015(AQUEOUS)
Last Update : Thu Jul 13 08:57:50 2006
Response via : Multiple Level Calibration



Quantitation Report

Data File : Q:\SVOA\MS1_MD\MD0706\MD071206\SV139661.D Vial: 7
 Acq On : 12 Jul 106 7:03 pm Operator: VSC
 Sample : BPG0098-CAL6 Inst : SVOA-MS1
 Misc : Multiplr: 1.00
 Quant Time: Jul 13 10:26 19106

Method : C:\HPCHEM\1\METHODS\SV1NH.M
 Title : ELEMENT ID: 0607014(SOIL) 0607015(AQUEOUS)
 Last Update : Thu Jul 13 10:27:07 2006
 Response via : Multiple Level Calibration

Internal Standards	R.T.	QIon	Response	Conc	Units	Dev(Min)
1) 1,4-Dichlorobenzene-d4	3.64	152	523936	40.00	ng/uL	0.00
22) Naphthalene-d8	4.97	136	1857959	40.00	ng/uL	0.00
38) Acenaphthene-d10	7.31	164	919008	40.00	ng/uL	0.00
59) Phenanthrene-d10	9.85	188	1181962	40.00	ng/uL	0.02
74) Chrysene-d12	14.98	240	961928	40.00	ng/uL	0.02
82) Perylene-d12	17.58	264	1003496	40.00	ng/uL	0.02

System Monitoring Compounds	R.T.	QIon	Response	Conc	Units	%Recovery
4) 2-Fluorophenol (SURR)	1.64	112	2423906	125.96	ng/uL	83.97%
6) Phenol-d5 (SURR)	3.37	99	2805825	117.48	ng/uL	78.32%
10) 2-Chlorophenol-d4 (SURR)	3.45	132	2085525	111.47	ng/uL	74.31%
13) 1,2 Dichlorobenzene-d4 (SUR)	3.84	152	1195390	109.05	ng/uL	109.05%
23) Nitrobenzene-d5 (SURR)	4.27	82	2109641	118.88	ng/uL	118.88%
42) 2-Fluorobiphenyl (SURR)	6.35	172	3087306	106.39	ng/uL	106.39%
64) 2,4,6-Tribromophenol (SURR)	8.66	330	444601	131.89	ng/uL	87.93%
76) Terphenyl-d14 (SURR)	13.01	244	2686825	109.43	ng/uL	109.43%

Target Compounds	R.T.	QIon	Response	Conc	Units	Qvalue
2) N-Nitrosodimethylamine	0.75	74	122650	106.34	ng/uL	87
3) Pyridine	0.75	79	211004	106.51	ng/uL	96
5) bis(2-Chloroethyl)ether	3.44	93	2246755	108.85	ng/uL	99
7) 2-Chlorophenol	3.47	128	2150833	114.01	ng/uL	99
8) Phenol	3.38	94	3450126	118.09	ng/uL	81
9) Aniline	3.34	93	3464322	114.73	ng/uL	99
11) 1,3-Dichlorobenzene	3.59	146	2334530	116.12	ng/uL	100
12) 1,4-Dichlorobenzene	3.66	146	2364361	114.96	ng/uL	100
14) 1,2-Dichlorobenzene	3.86	146	1860835	103.46	ng/uL	99
15) Benzyl Alcohol	3.85	79	1463560	103.71	ng/uL	91
16) bis(2-chloroisopropyl)Ethe	4.01	45	2603682	104.93	ng/uL	100
17) 2-Methylphenol	4.00	108	1966761	112.89	ng/uL	98
18) Acetophenone	4.12	105	2667816	112.84	ng/uL	92
19) N-Nitroso-Di-n-Propylamine	4.18	70	1334022	106.69	ng/uL	96
20) Hexachloroethane	4.16	117	869656	113.48	ng/uL	96
21) 3+4-Methylphenol	4.18	108	1849872	102.46	ng/uL	99
24) Nitrobenzene	4.28	77	2031315	117.19	ng/uL	96
25) Isophorone	4.53	82	4174740	118.97	ng/uL	95
26) 2-Nitrophenol	4.59	139	1324256	123.84	ng/uL	96
27) Benzoic Acid	4.98	105	1909330	142.72	ng/uL	90
28) 2,4-Dimethylphenol	4.68	107	1900687	120.11	ng/uL	99
29) bis(2-Chloroethoxy)methane	4.77	93	2825264	121.25	ng/uL	99
30) 2,4-Dichlorophenol	4.86	162	1586445	120.88	ng/uL	97
31) 1,2,4-Trichlorobenzene	4.93	180	1541255	119.19	ng/uL	99
32) Naphthalene	4.99	128	5160746	114.84	ng/uL	99
33) 4-Chloroaniline	5.10	127	2200267	109.27	ng/uL	99
34) Hexachlorobutadiene	5.21	225	661512	115.74	ng/uL	99
35) 4-Chloro-3-Methylphenol	5.71	107	1713574	117.44	ng/uL	98
36) 2-Methylnaphthalene	5.81	142	3492027	116.87	ng/uL	99
37) 1-Methylnaphthalene	5.95	142	3424587	115.23	ng/uL	99
39) Hexachlorocyclopentadiene	6.11	237	646199	112.91	ng/uL	99
40) 2,4,6-Trichlorophenol	6.24	196	985828	111.88	ng/uL	99
41) 2,4,5-Trichlorophenol	6.31	196	1035394	109.74	ng/uL	99
43) Biphenyl	6.48	154	3266595	98.44	ng/uL	98
44) 2-Chloronaphthalene	6.46	162	2851611	96.77	ng/uLm	99
45) Dimethylphthalate	7.06	163	3408487	109.13	ng/uL	99
46) Acenaphthylene	7.08	152	4796479	103.83	ng/uL	99
47) 2,6-Dinitrotoluene	7.13	165	929127	117.31	ng/uL	98
48) 2-Nitroaniline	6.70	65	1014392	105.98	ng/uL	91

(#) = qualifier out of range (m) = manual integration
 SV139661.D SV1NH.M Thu Jul 13 10:33:24 2006

Quantitation Report

Data File : Q:\SVOA\MS1_MD\MD0706\MD071206\SV139661.D Vial: 7
 Acq On : 12 Jul 106 7:03 pm Operator: VSC
 Sample : BPG0098-CAL6 Inst : SVOA-MS1
 Misc : Multiplr: 1.00
 Quant Time: Jul 13 10:26 19106

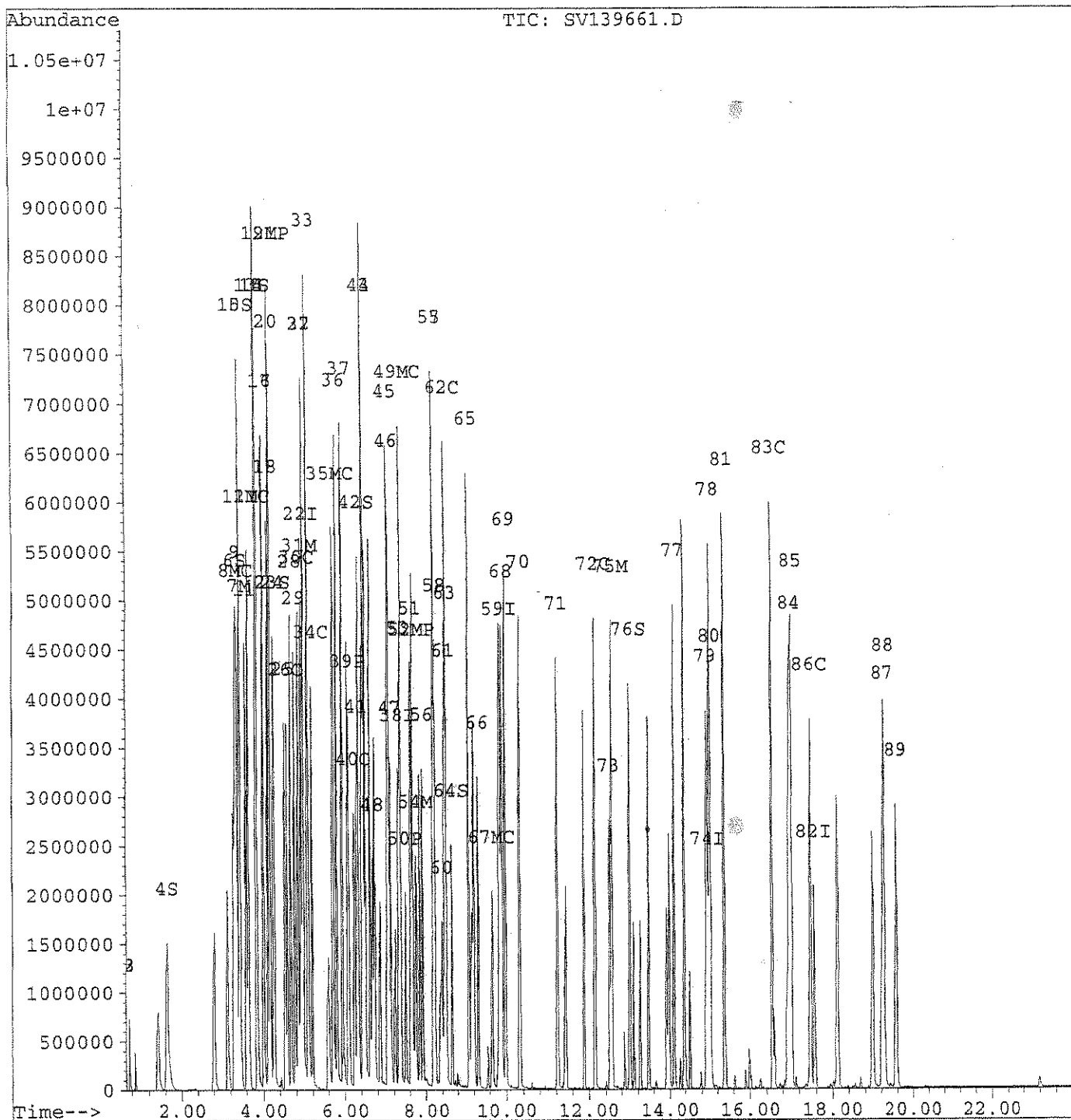
Method : C:\HPCHEM\1\METHODS\SV1NH.M
 Title : ELEMENT ID: 0607014(SOIL) 0607015(AQUEOUS)
 Last Update : Thu Jul 13 10:27:07 2006
 Response via : Multiple Level Calibration

Compound	R.T.	QIon	Response	Conc	Unit	Qvalue
49) Acenaphthene	7.38	153	2882602	105.09	ng/uL	99
50) 2,4-Dinitrophenol	7.50	184	688444	166.07	ng/uL	96
51) Dibenzofuran	7.64	168	4239119	112.05	ng/uL	99
52) 4-Nitrophenol	7.69	65	658825	107.61	ng/uL	97
53) 3-Nitroaniline	7.35	65	1200858	112.75	ng/uL	89
54) 2,4-Dinitrotoluene	7.77	165	1253707	120.68	ng/uL	83
55) Fluorene	8.21	166	3079958	107.48	ng/uL	100
56) 2,3,4,6-Tetrachlorophenol	7.94	232	763878	113.98	ng/uL	97
57) Diethylphthalate	8.22	149	3096475	97.19	ng/uL	99
58) 4-Chloro-phenyl-phenyl eth	8.25	204	1358646	105.89	ng/uL	98
60) 4-Nitroaniline	8.42	138	1249357	126.38	ng/uL	98
61) 4,6-Dinitro-2-Methylphenol	8.47	198	797297	149.63	ng/uL	81
62) N-nitrosodiphenylamine	8.50	169	2691101	118.70	ng/uL	99
63) Azobenzene	8.52	77	4073244	116.29	ng/uL	96
65) 4-Bromophenyl-phenylether	9.09	248	745067	122.44	ng/uL	91
66) Hexachlorobenzene	9.33	284	881415	128.38	ng/uL	92
67) Pentachlorophenol	9.67	266	559470	139.87	ng/uL	100
68) Phenanthrene	9.91	178	4310266	121.34	ng/uL	99
69) Anthracene	10.00	178	4269729	119.18	ng/uL	99
70) Carbazole	10.34	167	4378259	117.87	ng/uL	99
71) Di-n-butylphthalate	11.25	149	6533530	123.20	ng/uL	100
72) Fluoranthene	12.16	202	4286737	123.73	ng/uL	89
73) Benzidine	12.51	184	2004996	120.06	ng/uL	98
75) Pyrene	12.57	202	4457283	107.81	ng/uL	96
77) Butylbenzylphthalate	14.13	149	2783314	107.21	ng/uL	97
78) 3,3'-Dichlorobenzidine	15.02	252	1361909	107.95	ng/uL	99
79) Benzo(a)anthracene	14.95	228	4003368	111.52	ng/uL	99
80) Chrysene	15.05	228	3257319	103.25	ng/uL	99
81) bis(2-Ethylhexyl)phthalate	15.38	149	3638769	106.65	ng/uL	99
83) Di-n-octylphthalate	16.55	149	6413530	109.46	ng/uL	99
84) Benzo(b)fluoranthene	17.00	252	4766313	125.80	ng/uL	97
85) Benzo(k)fluoranthene	17.05	252	2485559	94.59	ng/uLm	94
86) Benzo(a)pyrene	17.50	252	3428948	116.22	ng/uL	98
87) Indeno(1,2,3-Cd)Pyrene	19.26	276	3380523	117.56	ng/uL	93
88) Dibenzo(a,h)Anthracene	19.29	278	2747610	114.18	ng/uL	97
89) Benzo(g,h,i)perylene	19.60	276	2781847	112.20	ng/uL	94

Quantitation Report

Data File : Q:\SVOA\MS1_MD\MD0706\MD071206\SV139661.D Vial: 7
Acq On : 12 Jul 106 7:03 pm Operator: VSC
Sample : BPG0098-CAL6 Inst : SVOA-MS1
Misc : Multiplr: 1.00
Quant Time: Jul 13 10:26 19106

Method : C:\HPCHEM\1\METHODS\SV1NH.M
Title : ELEMENT ID: 0607014(SOIL) 0607015(AQUEOUS)
Last Update : Thu Jul 13 10:27:07 2006
Response via : Multiple Level Calibration



Quantitation Report

Data File : Q:\SVOA\MS1_MD\MD0706\MD071206\SV139662.D Vial: 8
 Acq On : 12 Jul 106 7:34 pm Operator: VSC
 Sample : BPG0098-CAL7 Inst : SVOA-MS1
 Misc : Multiplr: 1.00
 Quant Time: Jul 13 8:46 19106

Method : C:\HPCHEM\1\METHODS\SV1NH.M
 Title : ELEMENT ID: 0607014(SOIL) 0607015(AQUEOUS)
 Last Update : Thu Jul 13 08:57:50 2006
 Response via : Multiple Level Calibration

Internal Standards	R.T.	QIon	Response	Conc	Units	Dev(Min)
1) 1,4-Dichlorobenzene-d4	3.64	152	498064	40.00	ng/uL	0.00
22) Naphthalene-d8	4.98	136	1775647	40.00	ng/uL	0.01
38) Acenaphthene-d10	7.32	164	882686	40.00	ng/uL	0.01
59) Phenanthrene-d10	9.87	188	1111096	40.00	ng/uL	0.01
74) Chrysene-d12	15.00	240	923633	40.00	ng/uL	0.01
82) Perylene-d12	17.59	264	967267	40.00	ng/uL	0.00

System Monitoring Compounds	R.T.	QIon	Response	Conc	Units	%Recovery
4) 2-Fluorophenol (SURR)	1.64	112	3139564	171.40	ng/uL	114.27%
6) Phenol-d5 (SURR)	3.38	99	3509175	153.80	ng/uL	102.53%
10) 2-Chlorophenol-d4(SURR)	3.45	132	2600371	146.49	ng/uL	97.66%
13) 1,2 Dichlorobenzene-d4(SUR	3.85	152	1466800	140.81	ng/uL	140.81%
23) Nitrobenzene-d5 (SURR)	4.27	82	2637482	154.74	ng/uL	154.74%
42) 2-Fluorobiphenyl (SURR)	6.36	172	3869971	139.51	ng/uL	139.51%
64) 2,4,6-Tribromophenol (SURR	8.68	330	558500	172.58	ng/uL	115.06%
76) Terphenyl-d14 (SURR)	13.03	244	3362115	143.75	ng/uL	143.75%

Target Compounds	R.T.	QIon	Response	Conc	Units	Qvalue
2) N-Nitrosodimethylamine	0.75	74	151755	147.91	ng/uL	89
3) Pyridine	0.75	79	261402	147.00	ng/uL	94
5) bis(2-Chloroethyl) ether	3.44	93	2697355	138.70	ng/uL	96
7) 2-Chlorophenol	3.47	128	2668133	148.74	ng/uL	99
8) Phenol	3.40	94	4376769	156.36	ng/uL	79
9) Aniline	3.34	93	4228641	146.61	ng/uL	99
11) 1,3-Dichlorobenzene	3.60	146	2993218	156.56	ng/uL	99
12) 1,4-Dichlorobenzene	3.66	146	2875767	147.22	ng/uL	99
14) 1,2-Dichlorobenzene	3.86	146	2234362	132.14	ng/uL	99
15) Benzyl Alcohol	3.87	79	1826439	138.97	ng/uL	89
16) bis(2-chloroisopropyl) Ethe	4.02	45	3209428	138.77	ng/uL	98
17) 2-Methylphenol	4.01	108	2490011	150.74	ng/uL	99
18) Acetophenone	4.13	105	3433193	152.52	ng/uL	91
19) N-Nitroso-Di-n-Propylamine	4.20	70	1773583	151.44	ng/uL	97
20) Hexachloroethane	4.17	117	1122970	154.66	ng/uL	87
21) 3+4-Methylphenol	4.19	108	2425963	142.82	ng/uL	100
24) Nitrobenzene	4.29	77	2494869	150.07	ng/uL	97
25) Isophorone	4.54	82	5358323	159.74	ng/uL	96
26) 2-Nitrophenol	4.60	139	1770883	171.53	ng/uL	92
27) Benzoic Acid	5.01	105	2427471	188.59	ng/uL	96
28) 2,4-Dimethylphenol	4.69	107	2463778	162.24	ng/uL	100
29) bis(2-Chloroethoxy)methane	4.78	93	3526468	157.64	ng/uL	98
30) 2,4-Dichlorophenol	4.87	162	2003566	158.44	ng/uL	97
31) 1,2,4-Trichlorobenzene	4.93	180	1937882	156.03	ng/uL	99
32) Naphthalene	5.00	128	5890695	136.42	ng/uL	99
33) 4-Chloroaniline	5.11	127	2708757	140.94	ng/uL	100
34) Hexachlorobutadiene	5.21	225	795178	144.75	ng/uL	99
35) 4-Chloro-3-Methylphenol	5.72	107	1956101	139.97	ng/uL	99
36) 2-Methylnaphthalene	5.81	142	4425458	154.29	ng/uL	99
37) 1-Methylnaphthalene	5.95	142	4355586	152.56	ng/uL	100
39) Hexachlorocyclopentadiene	6.12	237	811137	149.32	ng/uL	98
40) 2,4,6-Trichlorophenol	6.25	196	1300688	154.17	ng/uL	99
41) 2,4,5-Trichlorophenol	6.33	196	1265145	140.37	ng/uL	100
43) Biphenyl	6.49	154	3870183	122.29	ng/uL	99
44) 2-Chloronaphthalene	6.45	162	3321167	118.96	ng/uLm	65
45) Dimethylphthalate	7.08	163	4089785	137.05	ng/uL	99
46) Acenaphthylene	7.10	152	5703354	129.24	ng/uL	99
47) 2,6-Dinitrotoluene	7.15	165	1290048	167.52	ng/uL	98
48) 2-Nitroaniline	6.71	65	1285934	140.82	ng/uL	94

(#) = qualifier out of range (m) = manual integration
 SV139662.D SV1NH.M Thu Jul 13 10:02:57 2006

Quantitation Report

Data File : Q:\SVOA\MS1_MD\MD0706\MD071206\SV139662.D Vial: 8
 Acq On : 12 Jul 106 7:34 pm Operator: VSC
 Sample : BPG0098-CAL7 Inst : SVOA-MS1
 Misc : Multiplr: 1.00
 Quant Time: Jul 13 8:46 19106

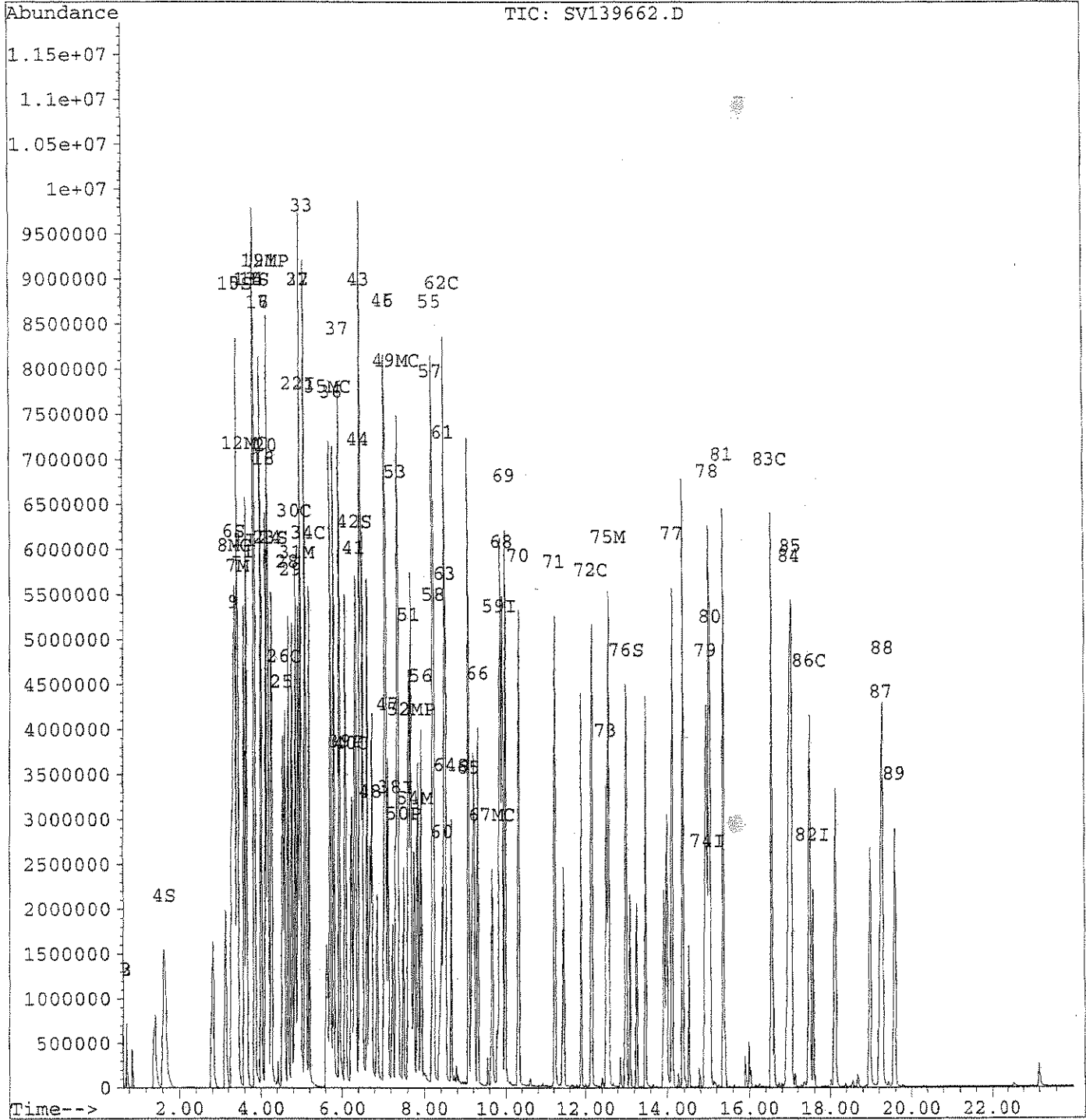
Method : C:\HPCHEM\1\METHODS\SV1NH.M
 Title : ELEMENT ID: 0607014(SOIL) 0607015(AQUEOUS)
 Last Update : Thu Jul 13 08:57:50 2006
 Response via : Multiple Level Calibration

Compound	R.T.	QIon	Response	Conc	Unit	Qvalue
49) Acenaphthene	7.39	153	3604197	137.75	ng/uL	99
50) 2,4-Dinitrophenol	7.52	184	897108	216.07	ng/uL	96
51) Dibenzofuran	7.65	168	5361172	147.56	ng/uL	98
52) 4-Nitrophenol	7.71	65	814993	141.67	ng/uL	97
53) 3-Nitroaniline	7.36	65	1450306	142.76	ng/uL	96
54) 2,4-Dinitrotoluene	7.79	165	1623912	161.55	ng/uL	78
55) Fluorene	8.22	166	3761261	136.66	ng/uL	100
56) 2,3,4,6-Tetrachlorophenol	7.95	232	954220	147.81	ng/uL	97
57) Diethylphthalate	8.24	149	3748375	124.90	ng/uL	98
58) 4-Chloro-phenyl-phenyl eth	8.26	204	1664371	134.41	ng/uL	98
60) 4-Nitroaniline	8.45	138	1592509	169.33	ng/uL	95
61) 4,6-Dinitro-2-Methylphenol	8.50	198	950281	183.49	ng/uL#	46
62) N-nitrosodiphenylamine	8.52	169	3116856	144.38	ng/uL	98
63) Azobenzene	8.54	77	4939351	149.58	ng/uL	96
65) 4-Bromophenyl-phenylether	9.10	248	927374	159.92	ng/uL#	84
66) Hexachlorobenzene	9.33	284	1109360	168.78	ng/uL	95
67) Pentachlorophenol	9.68	266	737883	192.27	ng/uL	99
68) Phenanthrene	9.93	178	5389179	158.86	ng/uL	99
69) Anthracene	10.02	178	5232453	153.49	ng/uL	99
70) Carbazole	10.35	167	5547739	157.30	ng/uL	99
71) Di-n-butylphthalate	11.25	149	8115271	161.08	ng/uL	100
72) Fluoranthene	12.17	202	5374038	163.53	ng/uL	97
73) Benzidine	12.52	184	2303503	144.44	ng/uL	97
75) Pyrene	12.59	202	5505985	140.40	ng/uL	99
77) Butylbenzylphthalate	14.15	149	3429998	139.58	ng/uL	98
78) 3,3'-Dichlorobenzidine	15.04	252	1623488	135.56	ng/uL	98
79) Benzo(a)anthracene	14.97	228	5166281	151.59	ng/uL	99
80) Chrysene	15.07	228	3943055	132.54	ng/uL	99
81) bis(2-Ethylhexyl)phthalate	15.38	149	4574559	142.05	ng/uL	100
83) Di-n-octylphthalate	16.56	149	8135212	143.92	ng/uL	100
84) Benzo(b)fluoranthene	17.03	252	5941189	162.27	ng/uL	96
85) Benzo(k)fluoranthene	17.07	252	2499941	97.49	ng/uLm	95
86) Benzo(a)pyrene	17.52	252	4391676	154.05	ng/uL	98
87) Indeno(1,2,3-Cd)Pyrene	19.27	276	3553938	126.96	ng/uL	94
88) Dibenzo(a,h)Anthracene	19.30	278	3056215	130.55	ng/uL	99
89) Benzo(g,h,i)perylene	19.60	276	2719893	111.77	ng/uL	95

Quantitation Report

Data File : Q:\SVOA\MS1_MD\MD0706\MD071206\SV139662.D Vial: 8
Acq On : 12 Jul 106 7:34 pm Operator: VSC
Sample : BPG0098-CAL7 Inst : SVOA-MS1
Misc : Multiplr: 1.00
Quant Time: Jul 13 8:46 19106

Method : C:\HPCHEM\1\METHODS\SV1NH.M
Title : ELEMENT ID: 0607014(SOIL) 0607015(AQUEOUS)
Last Update : Thu Jul 13 08:57:50 2006
Response via : Multiple Level Calibration



Quantitation Report

Data File : Q:\SVOA\MS1_MD\MD0706\MD071206\SV139663.D Vial: 9
 Acq On : 12 Jul 106 8:05 pm Operator: VSC
 Sample : BPG0098-CAL8 Inst : SVOA-MS1
 Misc : Multiplr: 1.00
 Quant Time: Jul 13 8:49 19106

Method : C:\HPCHEM\1\METHODS\SV1NH.M
 Title : ELEMENT ID: 0607014(SOIL) 0607015(AQUEOUS)
 Last Update : Thu Jul 13 08:57:50 2006
 Response via : Multiple Level Calibration

Internal Standards	R.T.	QIon	Response	Conc	Units	Dev(Min)
1) 1,4-Dichlorobenzene-d4	3.64	152	437436	40.00	ng/uL	0.00
22) Naphthalene-d8	4.98	136	1525499	40.00	ng/uL	0.00
38) Acenaphthene-d10	7.32	164	778508	40.00	ng/uL	0.00
59) Phenanthrene-d10	9.87	188	971466	40.00	ng/uL	0.00
74) Chrysene-d12	15.00	240	789937	40.00	ng/uL	0.00
82) Perylene-d12	17.59	264	796090	40.00	ng/uL	0.00

System Monitoring Compounds	R.T.	QIon	Response	Conc	Units	%Recovery
4) 2-Fluorophenol (SURR)	1.66	112	3400658	210.60	ng/uL	140.40%
6) Phenol-d5 (SURR)	3.38	99	3846840	191.20	ng/uL	127.47%
10) 2-Chlorophenol-d4 (SURR)	3.46	132	2802641	180.04	ng/uL	120.02%
13) 1,2 Dichlorobenzene-d4 (SUR)	3.85	152	1548611	169.71	ng/uL	169.71%
23) Nitrobenzene-d5 (SURR)	4.28	82	2845828	193.80	ng/uL	193.80%
42) 2-Fluorobiphenyl (SURR)	6.36	172	4139104	170.23	ng/uL	170.23%
64) 2,4,6-Tribromophenol (SURR)	8.68	330	637320	220.26	ng/uL	146.84%
76) Terphenyl-d14 (SURR)	13.03	244	3590234	181.60	ng/uL	181.60%

Target Compounds	R.T.	QIon	Response	Conc	Units	Qvalue
2) N-Nitrosodimethylamine	0.75	74	169861	201.64	ng/uL	87
3) Pyridine	0.75	79	308183	211.78	ng/uL	96
5) bis(2-Chloroethyl) ether	3.45	93	2938840	174.34	ng/uL	99
7) 2-Chlorophenol	3.47	128	2858674	181.72	ng/uL	94
8) Phenol	3.40	94	4873834	196.78	ng/uL	79
9) Aniline	3.35	93	4677621	184.48	ng/uL	95
11) 1,3-Dichlorobenzene	3.60	146	3181485	189.19	ng/uL	99
12) 1,4-Dichlorobenzene	3.66	146	3098670	181.08	ng/uL	100
14) 1,2-Dichlorobenzene	3.87	146	2352285	160.50	ng/uL	99
15) Benzyl Alcohol	3.88	79	2004511	177.09	ng/uL	91
16) bis(2-chloroisopropyl)Ethe	4.02	45	3450716	173.85	ng/uL	99
17) 2-Methylphenol	4.01	108	2651422	182.98	ng/uL	98
18) Acetophenone	4.13	105	3761727	190.09	ng/uL	92
19) N-Nitroso-Di-n-Propylamine	4.22	70	1897878	185.44	ng/uL	97
20) Hexachloroethane	4.17	117	1208765	188.87	ng/uL	90
21) 3+4-Methylphenol	4.20	108	2642358	178.57	ng/uL	95
24) Nitrobenzene	4.30	77	2814771	197.18	ng/uL	98
25) Isophorone	4.55	82	5891529	204.24	ng/uL	95
26) 2-Nitrophenol	4.60	139	1868610	207.38	ng/uL	96
27) Benzoic Acid	5.02	105	2626845	234.37	ng/uL	99
28) 2,4-Dimethylphenol	4.70	107	2669349	203.43	ng/uL	98
29) bis(2-Chloroethoxy)methane	4.78	93	3885078	201.97	ng/uL	98
30) 2,4-Dichlorophenol	4.87	162	2141963	195.71	ng/uL	100
31) 1,2,4-Trichlorobenzene	4.94	180	2094257	195.38	ng/uL	99
32) Naphthalene	5.00	128	6598252	179.03	ng/uL	99
33) 4-Chloroaniline	5.11	127	2636875	160.10	ng/uL	99
34) Hexachlorobutadiene	5.21	225	852317	180.49	ng/uL	99
35) 4-Chloro-3-Methylphenol	5.72	107	2176381	182.43	ng/uL	100
36) 2-Methylnaphthalene	5.82	142	4602806	185.47	ng/uL	98
37) 1-Methylnaphthalene	5.96	142	4761622	192.93	ng/uL	99
39) Hexachlorocyclopentadiene	6.12	237	868058	183.93	ng/uL	100
40) 2,4,6-Trichlorophenol	6.26	196	1481772	200.06	ng/uL	99
41) 2,4,5-Trichlorophenol	6.33	196	1314219	167.13	ng/uL	100
43) Biphenyl	6.49	154	3835768	138.94	ng/uL	97
44) 2-Chloronaphthalene	6.47	162	3550570	147.62	ng/uLm	62
45) Dimethylphthalate	7.09	163	4316455	166.33	ng/uL	99
46) Acenaphthylene	7.10	152	6304470	164.18	ng/uL	99
47) 2,6-Dinitrotoluene	7.16	165	1340732	193.13	ng/uL	98
48) 2-Nitroaniline	6.72	65	1636124	205.27	ng/uL	89

(#) = qualifier out of range (m) = manual integration
 SV139663.D SV1NH.M Thu Jul 13 10:03:23 2006

Quantitation Report

Data File : Q:\SVOA\MS1_MD\MD0706\MD071206\SV139663.D Vial: 9
 Acq On : 12 Jul 106 8:05 pm Operator: VSC
 Sample : BPG0098-CAL8 Inst : SVOA-MS1
 Misc : Multiplr: 1.00
 Quant Time: Jul 13 8:49 19106

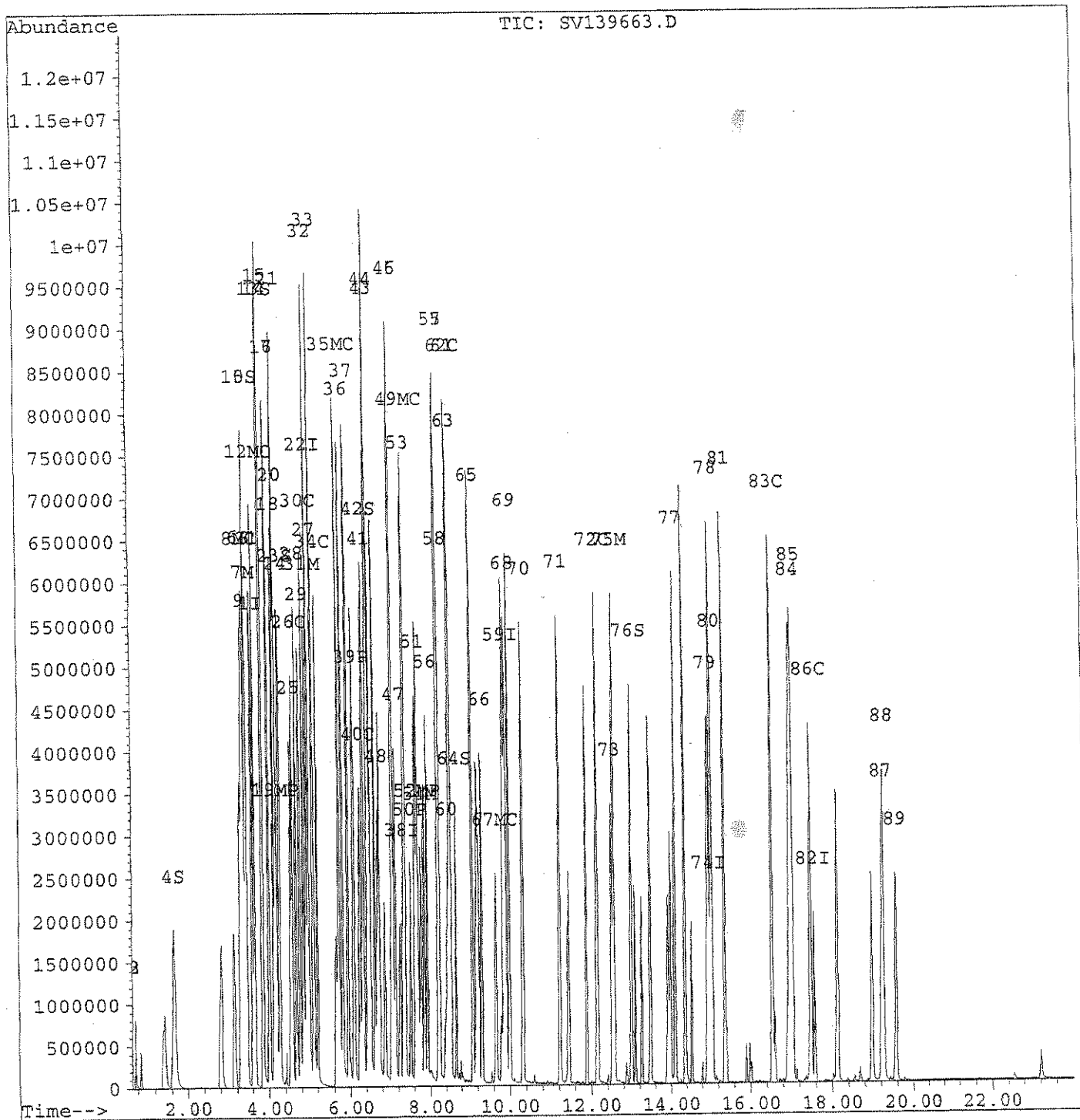
Method : C:\HPCHEM\1\METHODS\SV1NH.M
 Title : ELEMENT ID: 0607014(SOIL) 0607015(AQUEOUS)
 Last Update : Thu Jul 13 08:57:50 2006
 Response via : Multiple Level Calibration

Compound	R.T.	QIon	Response	Conc	Unit	Qvalue
49) Acenaphthene	7.39	153	3998772	175.16	ng/uL	99
50) 2,4-Dinitrophenol	7.53	184	973092	257.12	ng/uL	95
51) Dibenzofuran	7.65	168	5835565	182.46	ng/uL	97
52) 4-Nitrophenol	7.72	65	929079	188.64	ng/uL	97
53) 3-Nitroaniline	7.37	65	1490578	168.19	ng/uL	94
54) 2,4-Dinitrotoluene	7.79	165	1791909	201.04	ng/uL	88
55) Fluorene	8.22	166	4104971	169.71	ng/uL	100
56) 2,3,4,6-Tetrachlorophenol	7.95	232	1091161	192.17	ng/uL	99
57) Diethylphthalate	8.24	149	3903266	151.24	ng/uL	99
58) 4-Chloro-phenyl-phenyl eth	8.26	204	1692817	154.77	ng/uL	97
60) 4-Nitroaniline	8.46	138	1764741	210.70	ng/uL	94
61) 4,6-Dinitro-2-Methylphenol	8.51	198	1028205	221.64	ng/uL#	30
62) N-nitrosodiphenylamine	8.52	169	3492636	183.50	ng/uL	99
63) Azobenzene	8.54	77	5394958	186.57	ng/uL	96
65) 4-Bromophenyl-phenylether	9.10	248	980272	190.41	ng/uL	89
66) Hexachlorobenzene	9.33	284	1222795	208.74	ng/uL	94
67) Pentachlorophenol	9.68	266	826618	240.46	ng/uL	100
68) Phenanthrene	9.94	178	5645334	187.31	ng/uL	99
69) Anthracene	10.02	178	5776565	191.09	ng/uL	99
70) Carbazole	10.36	167	6264799	200.62	ng/uL	99
71) Di-n-butylphthalate	11.26	149	8867848	198.73	ng/uL	100
72) Fluoranthene	12.18	202	5811063	199.44	ng/uL	89
73) Benzidine	12.52	184	2277838	163.65	ng/uL	98
75) Pyrene	12.59	202	6016283	181.96	ng/uL	97
77) Butylbenzylphthalate	14.15	149	3711143	179.92	ng/uL	99
78) 3,3'-Dichlorobenzidine	15.05	252	1600638	158.43	ng/uL	98
79) Benzo(a)anthracene	14.97	228	5635760	195.27	ng/uL	99
80) Chrysene	15.07	228	4421791	178.38	ng/uL	99
81) bis(2-Ethylhexyl)phthalate	15.39	149	4961130	183.39	ng/uL	99
83) Di-n-octylphthalate	16.57	149	8916285	191.71	ng/uL	100
84) Benzo(b)fluoranthene	17.03	252	6682058	221.18	ng/uLm	97
85) Benzo(k)fluoranthene	17.07	252	1927337	96.72	ng/uLm	94
86) Benzo(a)pyrene	17.52	252	4579550	194.25	ng/uL	97
87) Indeno(1,2,3-Cd)Pyrene	19.25	276	3024344	131.55	ng/uL	96
88) Dibenzo(a,h)Anthracene	19.29	278	2621668	135.92	ng/uL	96
89) Benzo(g,h,i)perylene	19.60	276	2197735	114.67	ng/uL	94

Quantitation Report

Data File : Q:\SVOA\MS1_MD\MD0706\MD071206\SV139663.D Vial: 9
Acq On : 12 Jul 106 8:05 pm Operator: VSC
Sample : BPG0098-CAL8 Inst : SVOA-MS1
Misc : Multiplr: 1.00
Quant Time: Jul 13 8:49 19106

Method : C:\HPCHEM\1\METHODS\SV1NH.M
Title : ELEMENT ID: 0607014(SOIL) 0607015(AQUEOUS)
Last Update : Thu Jul 13 08:57:50 2006
Response via : Multiple Level Calibration



Quantitation Report

Data File : Q:\SVOA\MS1_MD\MD0706\MD071206\SV139664.D Vial: 10
 Acq On : 12 Jul 106 8:36 pm Operator: VSC
 Sample : BPG0098-SCV1 Inst : SVOA-MS1
 Misc : Multiplr: 1.00
 Quant Time: Jul 13 10:36 19106

Method : C:\HPCHEM\1\METHODS\SV1NH.M
 Title : ELEMENT ID: 0607014(SOIL) 0607015(AQUEOUS)
 Last Update : Thu Jul 13 10:27:07 2006
 Response via : Multiple Level Calibration

Internal Standards	R.T.	QIon	Response	Conc	Units	Dev(Min)
1) 1,4-Dichlorobenzene-d4	3.63	152	518256	40.00	ng/uL	-0.01
22) Naphthalene-d8	4.96	136	1816310	40.00	ng/uL	-0.01
38) Acenaphthene-d10	7.30	164	846990	40.00	ng/uL	0.00
59) Phenanthrene-d10	9.83	188	1244293	40.00	ng/uL	-0.02
74) Chrysene-d12	14.95	240	940098	40.00	ng/uL	-0.03
82) Perylene-d12	17.56	264	962861	40.00	ng/uL	-0.02

System Monitoring Compounds	R.T.	QIon	Response	Conc	Units	%Recovery
4) 2-Fluorophenol (SURR)	1.63	112	951261	49.59	ng/uL	33.06%
6) Phenol-d5 (SURR)	3.34	99	1197137	49.99	ng/uL	33.33%
10) 2-Chlorophenol-d4 (SURR)	3.43	132	937735	50.80	ng/uL	33.87%
13) 1,2 Dichlorobenzene-d4 (SUR)	3.84	152	540097	49.88	ng/uL	49.88%
23) Nitrobenzene-d5 (SURR)	4.25	82	873784	49.94	ng/uL	49.94%
42) 2-Fluorobiphenyl (SURR)	6.32	172	1369427	52.02	ng/uL	52.02%
64) 2,4,6-Tribromophenol (SURR)	8.64	330	184181	48.51	ng/uL	32.34%
76) Terphenyl-d14 (SURR)	12.99	244	1134993	48.84	ng/uL	48.84%

Target Compounds	R.T.	QIon	Response	Conc	Units	Qvalue
2) N-Nitrosodimethylamine	0.75	74	39296	43.15	ng/uL	88
3) Pyridine	0.75	79	75366	46.94	ng/uL	91
5) bis(2-Chloroethyl) ether	3.41	93	1039530	52.36	ng/uL	99
7) 2-Chlorophenol	3.44	128	928823	49.92	ng/uL	98
8) Phenol	3.36	94	1459462	49.15	ng/uL	77
9) Aniline	3.32	93	1195423	39.66	ng/uL	91
11) 1,3-Dichlorobenzene	3.59	146	980811	49.20	ng/uL	99
12) 1,4-Dichlorobenzene	3.65	146	990031	48.98	ng/uL	99
14) 1,2-Dichlorobenzene	3.85	146	877819	49.67	ng/uL	99
15) Benzyl Alcohol	3.84	79	655732	49.44	ng/uL	91
16) bis(2-chloroisopropyl) Ethe	4.00	45	1162986	50.33	ng/uL	95
17) 2-Methylphenol	3.99	108	815176	47.62	ng/uL	100
18) Acetophenone	4.11	105	1197048	50.93	ng/uL	90
19) N-Nitroso-Di-n-Propylamine	4.16	70	534798	44.17	ng/uL	98
20) Hexachloroethane	4.16	117	337403	44.15	ng/uL	90
21) 3+4-Methylphenol	4.17	108	1637876	93.94	ng/uL	97
24) Nitrobenzene	4.27	77	838449	49.18	ng/uL	97
25) Isophorone	4.50	82	1539500	44.86	ng/uL	97
26) 2-Nitrophenol	4.58	139	525103	48.45	ng/uL	99
27) Benzoic Acid	4.88	105	628390	43.34	ng/uLm	92
28) 2,4-Dimethylphenol	4.66	107	814175	51.95	ng/uL	99
29) bis(2-Chloroethoxy)methane	4.76	93	1148173	50.09	ng/uL	96
30) 2,4-Dichlorophenol	4.84	162	654824	50.13	ng/uL	99
31) 1,2,4-Trichlorobenzene	4.92	180	646923	50.38	ng/uL	98
32) Naphthalene	4.98	128	2191403	49.97	ng/uL	100
33) 4-Chloroaniline	5.08	127	839967	43.13	ng/uL	99
34) Hexachlorobutadiene	5.20	225	283625	50.36	ng/uL	99
35) 4-Chloro-3-Methylphenol	5.69	107	717247	50.71	ng/uL	97
36) 2-Methylnaphthalene	5.80	142	1454935	49.08	ng/uL	99
37) 1-Methylnaphthalene	5.93	142	46815	1.58	ng/uL	92
39) Hexachlorocyclopentadiene	6.11	237	217420	42.96	ng/uL	98
40) 2,4,6-Trichlorophenol	6.23	196	398186	49.46	ng/uL	99
41) 2,4,5-Trichlorophenol	6.29	196	434195	51.32	ng/uL	99
43) Biphenyl	6.44	154	1513174	48.54	ng/uL	97
44) 2-Chloronaphthalene	6.44	162	1128452	40.89	ng/uL	98
45) Dimethylphthalate	7.02	163	1431485	51.46	ng/uL	99
46) Acenaphthylene	7.06	152	1965719	46.39	ng/uL	100
47) 2,6-Dinitrotoluene	7.10	165	362568	47.32	ng/uL	99
48) 2-Nitroaniline	6.66	65	419490	47.94	ng/uL	84

(#) = qualifier out of range (m) = manual integration
 SV139664.D SV1NH.M Thu Jul 13 10:36:52 2006

Quantitation Report

Data File : Q:\SVOA\MS1_MD\MD0706\MD071206\SV139664.D Vial: 10
 Acq On : 12 Jul 106 8:36 pm Operator: VSC
 Sample : BPG0098-SCV1 Inst : SVOA-MS1
 Misc : Multiplr: 1.00
 Quant Time: Jul 13 10:36 19106

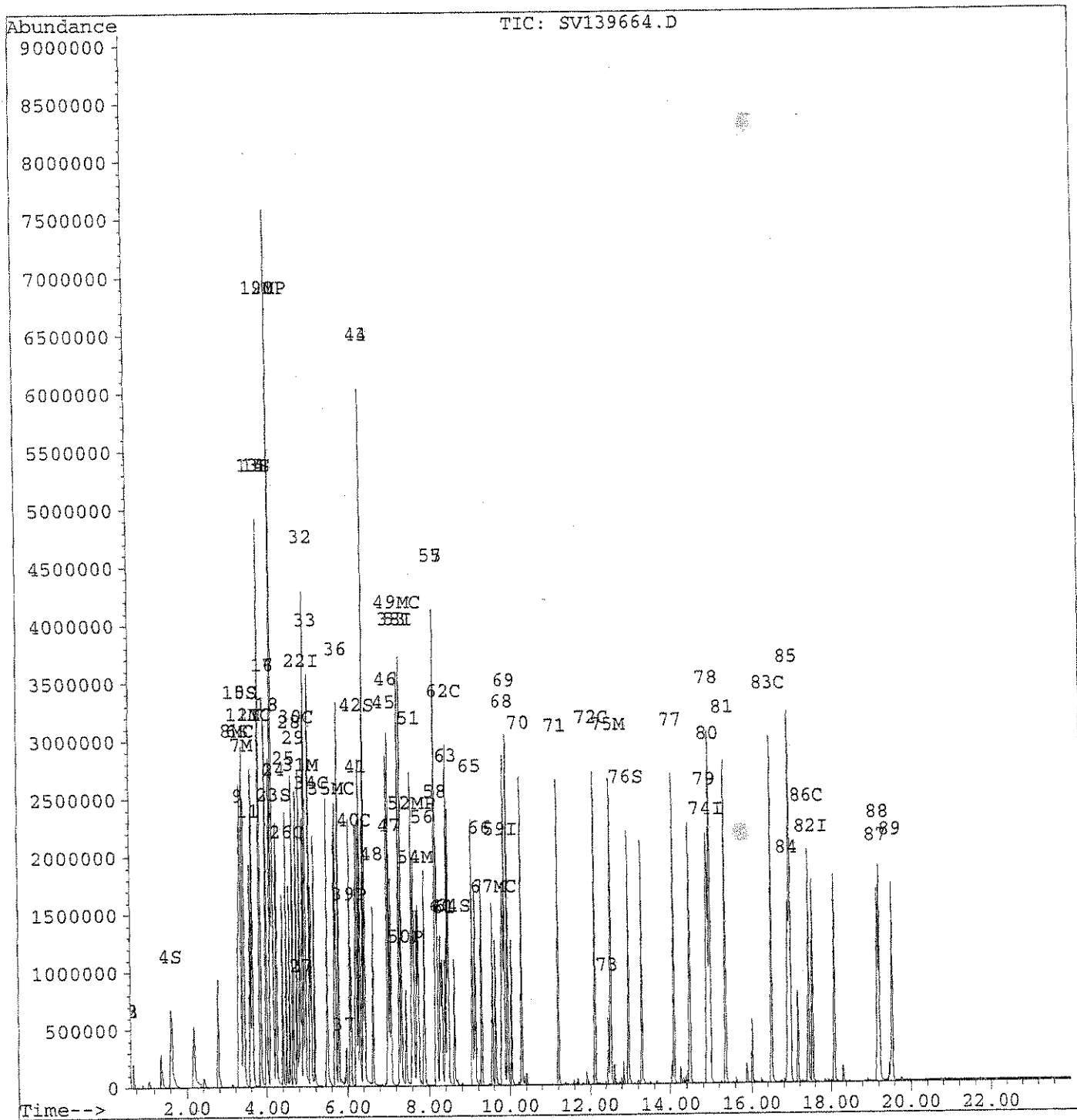
Method : C:\HPCHEM\1\METHODS\SV1NH.M
 Title : ELEMENT ID: 0607014(SOIL) 0607015(AQUEOUS)
 Last Update : Thu Jul 13 10:27:07 2006
 Response via : Multiple Level Calibration

Compound	R.T.	QIon	Response	Conc	Unit	Qvalue
49) Acenaphthene	7.35	153	1255603	50.80	ng/uL	99
50) 2,4-Dinitrophenol	7.46	184	233960	48.14	ng/uL	95
51) Dibenzofuran	7.61	168	1697766	48.80	ng/uL	99
52) 4-Nitrophenol	7.64	65	285224	54.16	ng/uL	96
53) 3-Nitroaniline	7.29	65	466818	49.36	ng/uL	98
54) 2,4-Dinitrotoluene	7.72	165	480795	49.24	ng/uL	91
55) Fluorene	8.19	166	1341001	50.76	ng/uL	99
56) 2,3,4,6-Tetrachlorophenol	7.91	232	308451	49.81	ng/uL	99
57) Diethylphthalate	8.20	149	1410670	50.17	ng/uL	99
58) 4-Chloro-phenyl-phenyl eth	8.23	204	598067	51.72	ng/uL	100
60) 4-Nitroaniline	8.35	138	485659	44.54	ng/uLm	1
61) 4,6-Dinitro-2-Methylphenol	8.41	198	306642	46.80	ng/uL	94
62) N-nitrosodiphenylamine	8.46	169	1142741	46.41	ng/uL	99
63) Azobenzene	8.49	77	1671567	45.01	ng/uL	97
65) 4-Bromophenyl-phenylether	9.07	248	324221	48.71	ng/uL	92
66) Hexachlorobenzene	9.30	284	346851	45.42	ng/uL	94
67) Pentachlorophenol	9.64	266	246525	51.42	ng/uL	99
68) Phenanthrene	9.88	178	1766804	45.32	ng/uL	99
69) Anthracene	9.96	178	1805157	45.86	ng/uL	99
70) Carbazole	10.31	167	1838595	45.34	ng/uL	100
71) Di-n-butylphthalate	11.22	149	2567852	44.40	ng/uL	100
72) Fluoranthene	12.13	202	1802309	47.78	ng/uL	95
73) Benzidine	12.47	184	401114	22.38	ng/uL	97
75) Pyrene	12.54	202	1853456	47.74	ng/uL	97
77) Butylbenzylphthalate	14.11	149	1171686	48.54	ng/uL	97
78) 3,3'-Dichlorobenzidine	14.99	252	559780	47.71	ng/uL	98
79) Benzo(a)anthracene	14.92	228	1604013	47.33	ng/uL	99
80) Chrysene	15.01	228	1410087	48.72	ng/uL	99
81) bis(2-Ethylhexyl)phthalate	15.37	149	1530285	48.35	ng/uL	99
83) Di-n-octylphthalate	16.52	149	2737746	48.61	ng/uL	100
84) Benzo(b)fluoranthene	16.93	252	1735365	47.14	ng/uLm	92
85) Benzo(k)fluoranthene	16.98	252	1127666	47.39	ng/uL	99
86) Benzo(a)pyrene	17.46	252	1316806	45.86	ng/uL	99
87) Indeno(1,2,3-Cd)Pyrene	19.19	276	1444147	51.94	ng/uL	98
88) Dibenzo(a,h)Anthracene	19.24	278	1229902	52.72	ng/uL	91
89) Benzo(g,h,i)perylene	19.55	276	1187587	51.23	ng/uL	92

Quantitation Report

Data File : Q:\SVOA\MS1_MD\MD0706\MD071206\SV139664.D Vial: 10
Acq On : 12 Jul 106 8:36 pm Operator: VSC
Sample : BPG0098-SCV1 Inst : SVOA-MS1
Misc : Multiplr: 1.00
Quant Time: Jul 13 10:36 19106

Method : C:\HPCHEM\1\METHODS\SV1NH.M
Title : ELEMENT ID: 0607014(SOIL) 0607015(AQUEOUS)
Last Update : Thu Jul 13 10:27:07 2006
Response via : Multiple Level Calibration



Evaluate Continuing Calibration Report

Data File : Q:\SVOA\MS1_MD\MD0706\MD071206\SV139664.D Vial: 10
 Acq On : 12 Jul 106 8:36 pm Operator: VSC
 Sample : BPG0098-SCV1 Inst : SVOA-MS1
 Misc : Multiplr: 1.00

Method : C:\HPCHEM\1\METHODS\SV1NH.M
 Title : ELEMENT ID: 0607014(SOIL) 0607015(AQUEOUS)
 Last Update : Thu Jul 13 10:27:07 2006
 Response via : Multiple Level Calibration

Min. RRF : 0.000 Min. Rel. Area : 50% Max. R.T. Dev 0.50min
 Max. RRF Dev : 30% Max. Rel. Area : 200%

	Compound	AvgRF	CCRF	%Dev	Area%	Dev(min)
1 I	1,4-Dichlorobenzene-d4	1.000	1.000	0.0	101	-0.01
2	N-Nitrosodimethylamine	0.070	0.061	13.7	94	0.00
3	Pyridine	0.124	0.116	6.1	99	0.00
4 S	2-Fluorophenol (SURR)	1.480	1.468	0.8	100	0.00
5	bis(2-Chloroethyl)ether	1.532	1.605	-4.7	101	-0.03
6 S	Phenol-d5 (SURR)	1.848	1.848	0.0	97	-0.03
7 M	2-Chlorophenol	1.436	1.434	0.2	99	-0.02
8 MC	Phenol	2.292	2.253	1.7	100	-0.02
9	Aniline	2.327	1.845	20.7	79	-0.02
10 S	2-Chlorophenol-d4 (SURR)	1.425	1.448	-1.6	99	-0.02
11	1,3-Dichlorobenzene	1.539	1.514	1.6	101	0.00
12 MC	1,4-Dichlorobenzene	1.560	1.528	2.0	97	-0.01
13 S	1,2 Dichlorobenzene-d4 (SURR)	0.836	0.834	0.2	98	0.00
14	1,2-Dichlorobenzene	1.364	1.355	0.7	99	-0.01
15	Benzyl Alcohol	1.024	1.012	1.1	97	-0.01
16	bis(2-chloroisopropyl)Ether	1.784	1.795	-0.7	98	-0.01
17	2-Methylphenol	1.321	1.258	4.8	94	-0.01
18	Acetophenone	1.814	1.848	-1.9	102	-0.01
19 MP	N-Nitroso-Di-n-Propylamine	0.935	0.826	11.7	89	-0.02
20	Hexachloroethane	0.590	0.521	11.7	90	0.00
21	3+4-Methylphenol	1.346	2.528	-87.9#	178	-0.01
22 I	Naphthalene-d8	1.000	1.000	0.0	99	-0.01
23 S	Nitrobenzene-d5 (SURR)	0.385	0.385	0.1	98	-0.02
24	Nitrobenzene	0.375	0.369	1.6	96	-0.01
25	Isophorone	0.756	0.678	10.3	91	-0.03
26 C	2-Nitrophenol	0.239	-0.231	3.1	94	-0.01
27	Benzoic Acid	0.298	0.277	7.0	87	-0.10
28	2,4-Dimethylphenol	0.345	0.359	-3.9	107	-0.02
29	bis(2-Chloroethoxy)methane	0.505	0.506	-0.2	103	-0.01
30 C	2,4-Dichlorophenol	0.288	0.288	-0.3	99	-0.02
31 M	1,2,4-Trichlorobenzene	0.283	0.285	-0.8	101	-0.01
32	Naphthalene	0.966	0.965	0.1	99	-0.01
33	4-Chloroaniline	0.429	0.370	13.7	82	-0.02
34 C	Hexachlorobutadiene	0.124	0.125	-0.7	97	-0.01
35 MC	4-Chloro-3-Methylphenol	0.311	0.316	-1.4	94	-0.02
36	2-Methylnaphthalene	0.653	0.641	1.8	98	-0.01
37	1-Methylnaphthalene	0.651	0.021	96.8#	3#	-0.02
38 I	Acenaphthene-d10	1.000	1.000	0.0	102	0.00
39 P	Hexachlorocyclopentadiene	0.239	0.205	14.1	99	0.00
40 C	2,4,6-Trichlorophenol	0.380	0.376	1.1	99	-0.01
41	2,4,5-Trichlorophenol	0.400	0.410	-2.6	99	-0.02
42 S	2-Fluorobiphenyl (SURR)	1.243	1.293	-4.0	99	-0.02
43	Biphenyl	1.472	1.429	2.9	99	-0.03
44	2-Chloronaphthalene	1.303	1.066	18.2	83	-0.01
45	Dimethylphthalate	1.314	1.352	-2.9	101	-0.05
46	Acenaphthylene	2.001	1.857	7.2	91	-0.03
47	2,6-Dinitrotoluene	0.362	0.342	5.4	93	-0.04
48	2-Nitroaniline	0.413	0.396	4.1	100	-0.04
49 MC	Acenaphthene	1.167	1.186	-1.6	98	-0.03
50 P	2,4-Dinitrophenol	0.199	0.221	-10.8	103	-0.04
51	Dibenzofuran	1.643	1.604	2.4	96	-0.03
52 MP	4-Nitrophenol	0.249	0.269	-8.3	102	-0.05
53	3-Nitroaniline	0.447	0.441	1.3	100	-0.06

(#) = Out of Range
 SV139664.D SV1NH.M

Thu Jul 13 10:38:04 2006

Evaluate Continuing Calibration Report

Data File : Q:\SVOA\MS1_MD\MD0706\MD071206\SV139664.D Vial: 10
 Acq On : 12 Jul 106 8:36 pm Operator: VSC
 Sample : BPG0098-SCV1 Inst : SVOA-MS1
 Misc : Multiplr: 1.00

Method : C:\HPCHEM\1\METHODS\SV1NH.M
 Title : ELEMENT ID: 0607014(SOIL) 0607015(AQUEOUS)
 Last Update : Thu Jul 13 10:27:07 2006
 Response via : Multiple Level Calibration

Min. RRF : 0.000 Min. Rel. Area : 50% Max. R.T. Dev 0.50min
 Max. RRF Dev : 30% Max. Rel. Area : 200%

	Compound	AvgRF	CCRF	%Dev	Area%	Dev(min)
54 M	2,4-Dinitrotoluene	0.461	0.454	1.5	96	-0.05
55	Fluorene	1.248	1.267	-1.5	96	-0.02
56	2,3,4,6-Tetrachlorophenol	0.292	0.291	0.4	97	-0.03
57	Diethylphthalate	1.328	1.332	-0.3	97	-0.02
58	4-Chloro-phenyl-phenyl ethe	0.546	0.565	-3.4	97	-0.02
59 I	Phenanthrene-d10	1.000	1.000	0.0	105	-0.02
60	4-Nitroaniline	0.351	0.312	10.9	95	-0.07
61	4,6-Dinitro-2-Methylphenol	0.195	0.197	-1.0	101	-0.06
62 C	N-nitrosodiphenylamine	0.792	0.735	7.2	95	-0.04
63	Azobenzene	1.194	1.075	10.0	95	-0.03
64 S	2,4,6-Tribromophenol (SURR)	0.122	0.118	3.0	105	-0.02
65	4-Bromophenyl-phenylether	0.214	0.208	2.6	104	-0.02
66	Hexachlorobenzene	0.245	0.223	9.2	100	-0.03
67 MC	Pentachlorophenol	0.145	0.158	-9.6	117	-0.03
68	Phenanthrene	1.253	1.136	9.4	94	-0.03
69	Anthracene	1.265	1.161	8.3	95	-0.04
70	Carbazole	1.304	1.182	9.3	93	-0.03
71	Di-n-butylphthalate	1.859	1.651	11.2	92	-0.03
72 C	Fluoranthene	1.213	1.159	4.4	102	-0.03
73	Benzidine	0.576	0.258	55.2#	51	-0.04
74 I	Chrysene-d12	1.000	1.000	0.0	103	-0.03
75 M	Pyrene	1.652	1.577	4.5	96	-0.03
76 S	Terphenyl-d14 (SURR)	0.989	0.966	2.3	98	-0.02
77	Butylbenzylphthalate	1.027	0.997	2.9	96	-0.02
78	3,3'-Dichlorobenzidine	0.499	0.476	4.6	94	-0.03
79	Benzo(a)anthracene	1.442	1.365	5.3	98	-0.03
80	Chrysene	1.231	1.200	2.6	99	-0.04
81	bis(2-Ethylhexyl)phthalate	1.347	1.302	3.3	97	-0.01
82 I	Perylene-d12	1.000	1.000	0.0	104	-0.02
83 C	Di-n-octylphthalate	2.340	2.275	2.8	100	-0.03
84	Benzo(b)fluoranthene	1.529	1.442	5.7	101	-0.06
85	Benzo(k)fluoranthene	1.104	0.937	15.1	96	-0.06
86 C	Benzo(a)pyrene	1.193	1.094	8.3	94	-0.04
87	Indeno(1,2,3-Cd)Pyrene	1.155	1.200	-3.9	101	-0.07
88	Dibenzo(a,h)Anthracene	0.969	1.022	-5.4	106	-0.05
89	Benzo(g,h,i)perylene	0.963	0.987	-2.5	100	-0.05

ESS LABORATORY GCMS1 RUN LOG

COLUMN DB5MS

BATCH DATE	VIAL #	FILE #	LAB ID	METHOD	COMMENTS / DILUTION / STANDARD ID	ANALYST
7/9/06	13	SV1 31	Solvent	EPHRIAL		JLS
7/9/06	2	SV1 32	BPG0088-CCV3	EPHRIAL	3 Failures	JLS
7/9/06	2	SV1 33	CCV3	EPHRIAL		JLS
7/10/06	1	SV1 34	BPG0080-TUN1	DFTPP	✓ 6F26111	JLS
	2	SV1 35	BPG0080-CCV1	EPHRIAL	✓ 6G10019	
	3	SV1 36	DL06518-10		✓	
	4	SV1 37	70		X5 ✓	
	5	SV1 38	Solvent			
	2	SV1 39	BPG0080-CCV2			
7/10/06	2	SV1 40	BPG0080-CCV2	EPHRIAL	✓ 2 Failures 6G10019	JLS
7/10/06	1	SV1 41	BPG0083-TUN1	DFTPP	6F26111	JLS
	2	SV1 42	BPG0083-CCV1	EPHRIAL	6G10019	
	3	SV1 43	DL06518-10		Retrac ✓ ATP LOW	
	4	SV1 44	Solvent			
	5	SV1 45	BS61010-BIK1		✓	
	6	SV1 46	-BS1		✓	
	7	SV1 47	-BSD1		✓	
	8	SV1 48	DL07065-01		✓	
	9	SV1 49	BS61010-DUP1		✓	
	10	SV1 50	-MS1		✓	
	11	SV1 51	Solvent			
	11	SV1 52	Solvent			
	2	SV1 53	CCV2			
7/11/06	2	SV1 54	BPG0083-CCV2	EPHRIAL	✓	JLS
7/12/06	1	SV1 55	BPG0088-TUN1	DFTPP	6F26111	JLS
	2	SV1 56	Cal 4	✓	6E31079	
	3	SV1 57	Cal 1	✓	76	
	4	SV1 58	Cal 2	✓	77	
	5	SV1 59	Cal 3	✓	78	
7/12/06	6	SV1 60	BPG0098-CCV3	EPHRIAL	6E31080	JLS

**ESS LABORATORY
GCMS1 RUN LOG**

COLUMN DB5MS

BATCH DATE	VIAL #	FILE #	LAB ID	METHOD	COMMENTS / DILUTION / STANDARD ID	ANALYST
7/12/06	7	SV1 39661	BPG-0098 - CUB	SV1INH	6E31082 6E31081	VSC
	8	SV1 62			6E31082 6E31082	
	9	SV1 63			6E31084 6E31083	
7/12/06	10	SV1 64	BPG-0098 - SV1	SV1INH	6E31084	VSC
7/17/06	1	SV1 65	BPG-0111 - Tm1	DPTRP	6F26111	VSC
	2	SV1 66	BPG-0111 - CV1	SV1INH	66-10021	
	3	SV1 67	BG61137 - BK1		66-01034	
	4	SV1 68	BG61137 - BS1			
	5	SV1 69	BG61137 - BSD1			
	6	SV1 70	0607057 - 01			
	7	SV1 71	0607071 - 08			
	8	SV1 72	BG61315 - BK1			
	9	SV1 73	BG61315 - BS1			
	10	SV1 74	BG61315 - BSD1			
	11	SV1 75	0607141 - 02			
	12	SV1 76	-03			
	13	SV1 77	-04			
	14	SV1 78	0607141 - 01			
	15	SV1 79	BG61315 - MS1			
	16	SV1 80	BG61315 - MS1			
	17	SV1 81	BG61307 - BK1			
	18	SV1 82	BG61307 - BS1			
	19	SV1 83	BG61307 - BSD1			
	20	SV1 84	0607134 - 01			
	21	SV1 85	0607134 - 02		RE-CARRIER	
7/17/06	22	SV1 86	0607134 - 02	SV1INH	66-01034	VSC
7/14/06	1	SV1 87	BPG-0122 - Tm1	DPTRP	6F26111	VSC
	2	SV1 88	BPG-0122 - SV1	SV1INH	66-10021	
	3	SV1 89	BNA MS QC	SV1INH	66-01034	
7/14/06	4	SV1 90	0607134 - 04	SV1INH	66-01034	VSC

ANALYSIS SEQUENCE

BPG0111

Instrument: SVOA-MSI

Calibration ID: UNASSIGNED *SVINH*

Lab Number	Analysis	Container	Order	Position	STD ID	ISTD ID	Client
BPG0111-TUN1	QC		1		6F26111		
BPG0111-CCV1	QC		2		6G10021	6G01034	
BG61315-MSD1	QC		3			6G01034	
BG61315-MS1	QC		4			6G01034	
BG61315-BSD1	QC		5			6G01034	
BG61315-BS1	QC		6			6G01034	
BG61315-BLK1	QC		7			6G01034	
0607141-01	SVOC: 8270 ppb PAH	A	8			6G01034	EA Engineering, Science, and Technolog
0607141-02	SVOC: 8270 ppb PAH	A	9			6G01034	EA Engineering, Science, and Technolog
0607141-03	SVOC: 8270 ppb PAH	A	10			6G01034	EA Engineering, Science, and Technolog
0607141-04	SVOC: 8270 ppb PAH	A	11			6G01034	EA Engineering, Science, and Technolog
0607134-01	SVOC: 8270/3541 ppb PAH	A	12			6G01034	MACTEC Engineering & Consulting, In
0607134-03	SVOC: 8270/3541 ppb PAH	A	13			6G01034	MACTEC Engineering & Consulting, In
BG61307-BLK1	QC		14			6G01034	
BG61307-BS1	QC		15			6G01034	
BG61307-BSD1	QC		16			6G01034	

Samples Loaded By

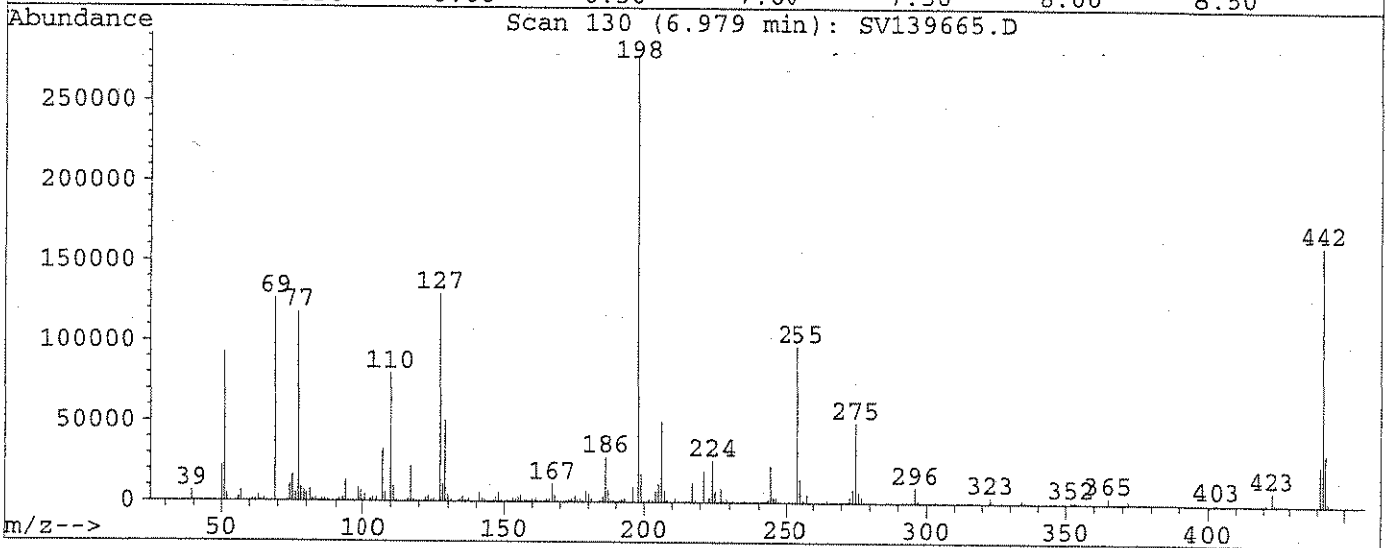
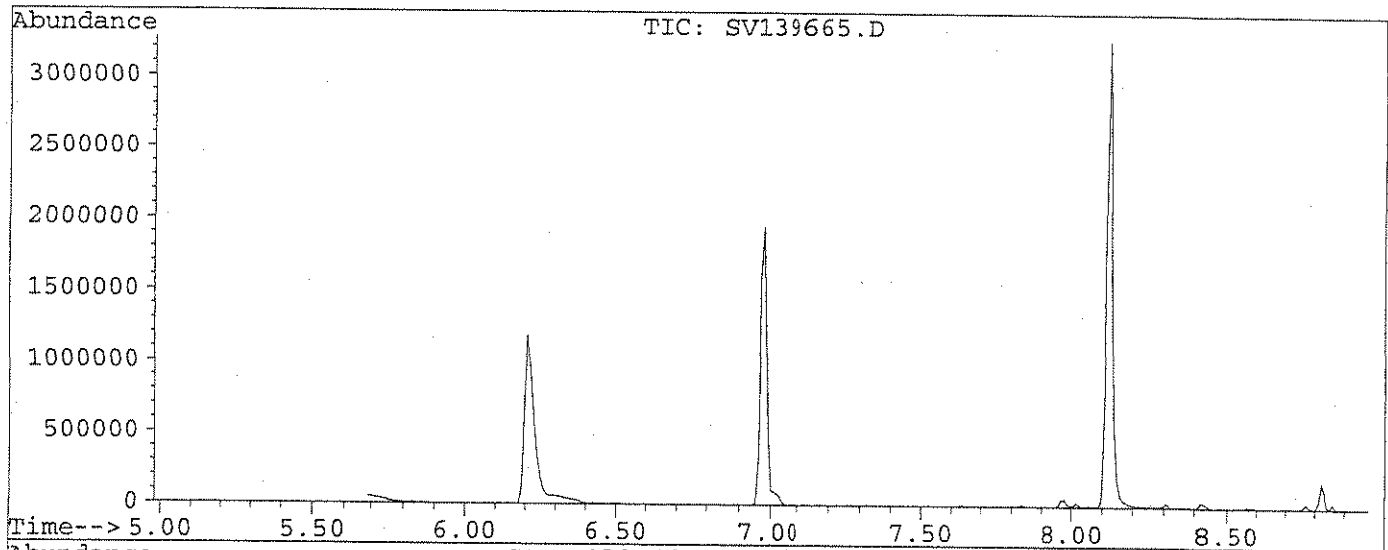
Date

Data Processed By

Date

Data File : Q:\SVOA\MS1_MD\MD0706\MD071306\SV139665.D Vial: 1
 Acq On : 13 Jul 106 10:40 am Operator: VSC
 Sample : BPG0111-TUN1 Inst : SVOA-MS1
 Misc : Multiplr: 1.00

Method : C:\HPCHEM\1\METHODS\SV1NH.M
 Title : ELEMENT ID: 0607014(SOIL) 0607015(AQUEOUS)



Peak Apex is scan: 130

Target Mass	Rel. to Mass	Lower Limit%	Upper Limit%	Rel. Abn%	Raw Abn	Result Pass/Fail
51	198	30	60	33.4	92424	PASS
68	69	0	2	0.0	0	PASS
69	198	0	100	45.6	126264	PASS
70	69	0	2	0.0	0	PASS
127	198	40	60	46.6	129032	PASS
197	198	0	1	0.0	0	PASS
198	198	100	100	100.0	277120	PASS
199	198	5	9	6.4	17736	PASS
275	198	10	30	17.9	49616	PASS
365	198	1	100	1.4	3859	PASS
441	443	0	100	76.5	24296	PASS
442	198	40	100	58.3	161600	PASS
443	442	17	23	19.6	31744	PASS

Quantitation Report

Data File : Q:\SVOA\MS1_MD\MD0706\MD071306\SV139666.D Vial: 2
 Acq On : 13 Jul 106 11:04 am Operator: VSC
 Sample : BPG0111-CCV1 Inst : SVOA-MS1
 Misc : Multiplr: 1.00
 Quant Time: Jul 13 11:31 19106

Method : C:\HPCHEM\1\METHODS\SV1NH.M
 Title : ELEMENT ID: 0607014 (SOIL) 0607015 (AQUEOUS)
 Last Update : Thu Jul 13 08:57:50 2006
 Response via : Multiple Level Calibration

Internal Standards	R.T.	QIon	Response	Conc	Units	Dev(Min)
1) 1,4-Dichlorobenzene-d4	3.63	152	543245	40.00	ng/uL	-0.01
22) Naphthalene-d8	4.96	136	1889460	40.00	ng/uL	-0.01
38) Acenaphthene-d10	7.31	164	842642	40.00	ng/uL	0.00
59) Phenanthrene-d10	9.84	188	1163644	40.00	ng/uL	-0.02
74) Chrysene-d12	14.95	240	935119	40.00	ng/uL	-0.03
82) Perylene-d12	17.56	264	964679	40.00	ng/uL	-0.03

System Monitoring Compounds						%Recovery
4) 2-Fluorophenol (SURR)	1.63	112	1046462	52.05	ng/uL	34.70%
6) Phenol-d5 (SURR)	3.33	99	1350592	53.80	ng/uL	35.87%
10) 2-Chlorophenol-d4 (SURR)	3.42	132	1030401	53.25	ng/uL	35.50%
13) 1,2 Dichlorobenzene-d4 (SUR)	3.83	152	596064	52.52	ng/uL	52.52%
23) Nitrobenzene-d5 (SURR)	4.24	82	971828	53.40	ng/uL	53.40%
42) 2-Fluorobiphenyl (SURR)	6.33	172	1432714	54.71	ng/uL	54.71%
64) 2,4,6-Tribromophenol (SURR)	8.64	330	181105	51.00	ng/uL	34.00%
76) Terphenyl-d14 (SURR)	12.99	244	1195061	51.70	ng/uL	51.70%

Target Compounds						Qvalue
2) N-Nitrosodimethylamine	0.75	74	49486	51.84	ng/uL	94
3) Pyridine	0.75	79	89214	53.01	ng/ul	97
5) bis(2-Chloroethyl) ether	3.41	93	1143498	54.94	ng/uL	99
7) 2-Chlorophenol	3.44	128	1014379	52.01	ng/uL	98
8) Phenol	3.35	94	1632976	52.46	ng/uL	77
9) Aniline	3.31	93	1622944	51.36	ng/ul	91
11) 1,3-Dichlorobenzene	3.59	146	1078752	51.62	ng/uL	100
12) 1,4-Dichlorobenzene	3.65	146	1091456	51.51	ng/uL	100
14) 1,2-Dichlorobenzene	3.85	146	950489	51.31	ng/uL	99
15) Benzyl Alcohol	3.83	79	738553	53.12	ng/ul	93
16) bis(2-chloroisopropyl) Ethe	4.00	45	1286308	53.10	ng/uL	100
17) 2-Methylphenol	3.99	108	936409	52.19	ng/uL	100
18) Acetophenone	4.10	105	1281282	52.01	ng/ul	89
19) N-Nitroso-Di-n-Propylamine	4.14	70	641203	50.52	ng/uL	97
20) Hexachloroethane	4.16	117	396390	49.48	ng/uL	81
21) 3+4-Methylphenol	4.15	108	945392	51.73	ng/uL	96
24) Nitrobenzene	4.26	77	923313	52.06	ng/uL	98
25) Isophorone	4.51	82	1787387	50.07	ng/uL	96
26) 2-Nitrophenol	4.59	139	598056	53.04	ng/uL	92
27) Benzoic Acid	4.89	105	802303	52.32	ng/uLm	87
28) 2,4-Dimethylphenol	4.66	107	908484	55.73	ng/uL	99
29) bis(2-Chloroethoxy)methane	4.76	93	1218137	51.08	ng/uL	98
30) 2,4-Dichlorophenol	4.84	162	690762	50.83	ng/uL	99
31) 1,2,4-Trichlorobenzene	4.92	180	680061	50.91	ng/uL	99
32) Naphthalene	4.98	128	2371534	51.99	ng/uL	99
33) 4-Chloroaniline	5.08	127	1108655	54.72	ng/uL	99
34) Hexachlorobutadiene	5.20	225	309783	52.88	ng/uL	99
35) 4-Chloro-3-Methylphenol	5.69	107	798281	54.25	ng/uL	94
36) 2-Methylnaphthalene	5.80	142	1580261	51.24	ng/uL	99
37) 1-Methylnaphthalene	5.93	142	1605411	52.18	ng/ul	100
39) Hexachlorocyclopentadiene	6.10	237	326894	64.92	ng/uLm	99
40) 2,4,6-Trichlorophenol	6.22	196	421349	52.61	ng/uL	99
41) 2,4,5-Trichlorophenol	6.28	196	466763	55.45	ng/uL	100
43) Biphenyl	6.45	154	1626550	52.45	ng/ul	99
44) 2-Chloronaphthalene	6.44	162	1422036	51.80	ng/uLm	98
45) Dimethylphthalate	7.01	163	1506524	54.44	ng/uL	99
46) Acenaphthylene	7.06	152	2274248	53.94	ng/uL	99
47) 2,6-Dinitrotoluene	7.10	165	406990	53.39	ng/uL	94
48) 2-Nitroaniline	6.66	65	445204	51.14	ng/uL	90

(#) = qualifier out of range (m) = manual integration
 SV139666.D SV1NH.M Thu Jul 13 11:31:40 2006

Quantitation Report

Data File : Q:\SVOA\MS1_MD\MD0706\MD071306\SV139666.D Vial: 2
 Acq On : 13 Jul 106 11:04 am Operator: VSC
 Sample : BPG0111-CCV1 Inst : SVOA-MS1
 Misc : Multiplr: 1.00
 Quant Time: Jul 13 11:31 19106

Method : C:\HPCHEM\1\METHODS\SV1NH.M
 Title : ELEMENT ID: 0607014(SOIL) 0607015(AQUEOUS)
 Last Update : Thu Jul 13 08:57:50 2006
 Response via : Multiple Level Calibration

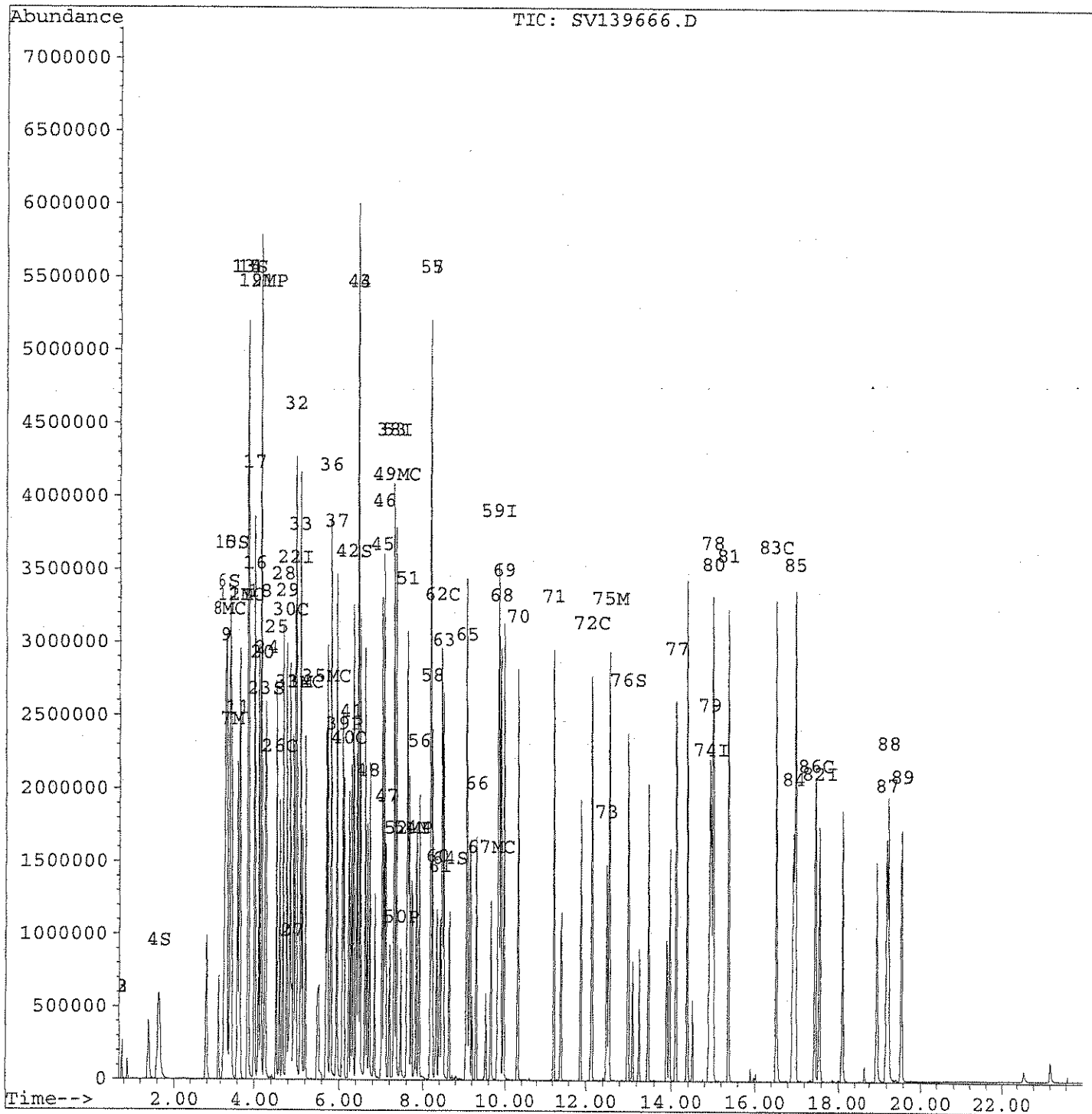
Compound	R.T.	QIon	Response	Conc	Unit	Qvalue
49) Acenaphthene	7.36	153	1354750	55.10	ng/uL	99
50) 2,4-Dinitrophenol	7.47	184	242731	49.97	ng/uL	91
51) Dibenzofuran	7.62	168	1810389	52.31	ng/uL	93
52) 4-Nitrophenol	7.64	65	285274	54.45	ng/uL	96
53) 3-Nitroaniline	7.31	65	502421	53.40	ng/uL	91
54) 2,4-Dinitrotoluene	7.73	165	527475	54.30	ng/uL	78
55) Fluorene	8.19	166	1440096	54.79	ng/uL	98
56) 2,3,4,6-Tetrachlorophenol	7.91	232	335638	54.48	ng/uL	99
57) Diethylphthalate	8.19	149	1538740	55.01	ng/uL	99
58) 4-Chloro-phenyl-phenyl eth	8.23	204	638659	55.52	ng/uL	99
60) 4-Nitroaniline	8.34	138	532425	52.21	ng/uLm	1
61) 4,6-Dinitro-2-Methylphenol	8.41	198	325384	52.92	ng/uL	87
62) N-nitrosodiphenylamine	8.46	169	1265593	54.96	ng/uL	99
63) Azobenzene	8.50	77	1832210	52.76	ng/uL	96
65) 4-Bromophenyl-phenylether	9.07	248	324170	52.08	ng/uL	92
66) Hexachlorobenzene	9.30	284	366840	51.37	ng/uL	100
67) Pentachlorophenol	9.65	266	236716	52.65	ng/uL	99
68) Phenanthrene	9.89	178	1911108	52.42	ng/uL	100
69) Anthracene	9.97	178	1940784	52.73	ng/uL	100
70) Carbazole	10.31	167	2032339	53.59	ng/uL	99
71) Di-n-butylphthalate	11.22	149	2885040	53.34	ng/uL	99
72) Fluoranthene	12.14	202	1868727	52.98	ng/uL	94
73) Benzidine	12.49	184	961875	57.38	ng/uL	98
75) Pyrene	12.55	202	1962243	50.81	ng/uL	99
77) Butylbenzylphthalate	14.12	149	1256491	52.34	ng/uL	94
78) 3,3'-Dichlorobenzidine	14.99	252	619397	53.07	ng/uL	99
79) Benzo(a)anthracene	14.92	228	1674273	49.67	ng/uL	100
80) Chrysene	15.01	228	1466281	50.93	ng/uL	99
81) bis(2-Ethylhexyl)phthalate	15.36	149	1648511	52.37	ng/uL	98
83) Di-n-octylphthalate	16.52	149	2871251	50.88	ng/uL	99
84) Benzo(b)fluoranthene	16.93	252	1720602	46.65	ng/uLm	93
85) Benzo(k)fluoranthene	16.98	252	1313979	60.63	ng/uL	98
86) Benzo(a)pyrene	17.46	252	1462044	50.82	ng/uL	95
87) Indeno(1,2,3-Cd)Pyrene	19.20	276	1479647	53.11	ng/uL	96
88) Dibenzo(a,h)Anthracene	19.25	278	1226465	52.47	ng/uL	89
89) Benzo(g,h,i)perylene	19.56	276	1260745	54.28	ng/uL	96

(#) = qualifier out of range (m) = manual integration
 SV139666.D SV1NH.M Thu Jul 13 11:31:43 2006

Quantitation Report

Data File : Q:\SVOA\MS1_MD\MD0706\MD071306\SV139666.D Vial: 2
Acq On : 13 Jul 106 11:04 am Operator: VSC
Sample : BPG0111-CCV1 Inst : SVOA-MS1
Misc : Multiplr: 1.00
Quant Time: Jul 13 11:31 19106

Method : C:\HPCHEM\1\METHODS\SV1NH.M
Title : ELEMENT ID: 0607014(SOIL) 0607015(AQUEOUS)
Last Update : Thu Jul 13 08:57:50 2006
Response via : Multiple Level Calibration



Evaluate Continuing Calibration Report

Data File : Q:\SVOA\MS1_MD\MD0706\MD071306\SV139666.D Vial: 2
 Acq On : 13 Jul 106 11:04 am Operator: VSC
 Sample : BPG0111-CCV1 Inst : SVOA-MS1
 Misc : Multiplr: 1.00

Method : C:\HPCHEM\1\METHODS\SV1NH.M
 Title : ELEMENT ID: 0607014(SOIL) 0607015(AQUEOUS)
 Last Update : Thu Jul 13 08:57:50 2006
 Response via : Multiple Level Calibration

Min. RRF : 0.000 Min. Rel. Area : 50% Max. R.T. Dev 0.50min
 Max. RRF Dev : 30% Max. Rel. Area : 200%

	Compound	AvgRF	CCRF	%Dev	Area%	Dev(min)
1 I	1,4-Dichlorobenzene-d4	1.000	1.000	0.0	106	-0.01
2	N-Nitrosodimethylamine	0.070	0.073	-3.7	119	0.00
3	Pyridine	0.124	0.131	-6.0	118	0.00
4 S	2-Fluorophenol (SURR)	1.480	1.541	-4.1	110	0.00
5	bis(2-Chloroethyl)ether	1.532	1.684	-9.9	111	-0.02
6 S	Phenol-d5 (SURR)	1.848	1.989	-7.6	110	-0.03
7 M	2-Chlorophenol	1.436	1.494	-4.0	108	-0.02
8 MC	Phenol	2.292	2.405	-4.9	112	-0.02
9	Aniline	2.327	2.390	-2.7	107	-0.02
10 S	2-Chlorophenol-d4 (SURR)	1.425	1.517	-6.5	109	-0.02
11	1,3-Dichlorobenzene	1.539	1.589	-3.2	111	0.00
12 MC	1,4-Dichlorobenzene	1.560	1.607	-3.0	107	-0.01
13 S	1,2 Dichlorobenzene-d4 (SURR)	0.836	0.878	-5.0	108	0.00
14	1,2-Dichlorobenzene	1.364	1.400	-2.6	107	0.00
15	Benzyl Alcohol	1.024	1.088	-6.2	109	-0.02
16	bis(2-chloroisopropyl) Ether	1.784	1.894	-6.2	109	0.00
17	2-Methylphenol	1.321	1.379	-4.4	108	0.00
18	Acetophenone	1.814	1.887	-4.0	109	-0.01
19 MP	N-Nitroso-Di-n-Propylamine	0.935	0.944	-1.0	107	-0.03
20	Hexachloroethane	0.590	0.584	1.0	106	0.00
21	3+4-Methylphenol	1.346	1.392	-3.5	103	-0.02
22 I	Naphthalene-d8	1.000	1.000	0.0	103	-0.01
23 S	Nitrobenzene-d5 (SURR)	0.385	0.411	-6.8	109	-0.02
24	Nitrobenzene	0.375	0.391	-4.1	105	-0.01
25	Isophorone	0.756	0.757	-0.1	106	-0.03
26 C	2-Nitrophenol	0.239	0.253	-6.1	107	0.00
27	Benzoic Acid	0.298	0.340	-14.1	111	-0.09
28	2,4-Dimethylphenol	0.345	0.385	-11.5	119	-0.02
29	bis(2-Chloroethoxy)methane	0.505	0.516	-2.2	110	-0.02
30 C	2,4-Dichlorophenol	0.288	0.292	-1.7	105	-0.02
31 M	1,2,4-Trichlorobenzene	0.283	0.288	-1.8	107	-0.01
32	Naphthalene	0.966	1.004	-4.0	107	-0.01
33	4-Chloroaniline	0.429	0.469	-9.4	108	-0.02
34 C	Hexachlorobutadiene	0.124	0.131	-5.8	106	-0.01
35 MC	4-Chloro-3-Methylphenol	0.311	0.338	-8.5	105	-0.02
36	2-Methylnaphthalene	0.653	0.669	-2.5	106	-0.01
37	1-Methylnaphthalene	0.651	0.680	-4.4	108	-0.02
38 I	Acenaphthene-d10	1.000	1.000	0.0	101	0.00
39 P	Hexachlorocyclopentadiene	0.239	0.310	-29.8	149	0.00
40 C	2,4,6-Trichlorophenol	0.380	0.400	-5.2	105	-0.02
41	2,4,5-Trichlorophenol	0.400	0.443	-10.9	107	-0.03
42 S	2-Fluorobiphenyl (SURR)	1.243	1.360	-9.4	104	-0.02
43	Biphenyl	1.472	1.544	-4.9	107	-0.03
44	2-Chloronaphthalene	1.303	1.350	-3.6	104	-0.02
45	Dimethylphthalate	1.314	1.430	-8.9	107	-0.05
46	Acenaphthylene	2.001	2.159	-7.9	105	-0.02
47	2,6-Dinitrotoluene	0.362	0.386	-6.8	105	-0.03
48	2-Nitroaniline	0.413	0.423	-2.3	106	-0.03
49 MC	Acenaphthene	1.167	1.286	-10.2	105	-0.03
50 P	2,4-Dinitrophenol	0.199	0.230	-15.5	107	-0.03
51	Dibenzofuran	1.643	1.719	-4.6	102	-0.02
52 MP	4-Nitrophenol	0.249	0.271	-8.9	102	-0.05
53	3-Nitroaniline	0.447	0.477	-6.8	108	-0.05

(#) = Out of Range

Evaluate Continuing Calibration Report

Data File : Q:\SVOA\MS1_MD\MD0706\MD071306\SV139666.D Vial: 2
 Acq On : 13 Jul 106 11:04 am Operator: VSC
 Sample : BPG0111-CCV1 Inst : SVOA-MS1
 Misc : Multiplr: 1.00

Method : C:\HPCHEM\1\METHODS\SV1NH.M
 Title : ELEMENT ID: 0607014(SOIL) 0607015(AQUEOUS)
 Last Update : Thu Jul 13 08:57:50 2006
 Response via : Multiple Level Calibration

Min. RRF : 0.000 Min. Rel. Area : 50% Max. R.T. Dev 0.50min
 Max. RRF Dev : 30% Max. Rel. Area : 200%

	Compound	AvgRF	CCRF	%Dev	Area%	Dev(min)
54 M	2,4-Dinitrotoluene	0.461	0.501	-8.6	106	-0.04
55	Fluorene	1.248	1.367	-9.6	104	-0.02
56	2,3,4,6-Tetrachlorophenol	0.292	0.319	-9.0	106	-0.03
57	Diethylphthalate	1.328	1.461	-10.0	105	-0.03
58	4-Chloro-phenyl-phenyl ethe	0.546	0.606	-11.0	103	-0.02
59 I	Phenanthrene-d10	1.000	1.000	0.0	98	-0.02
60	4-Nitroaniline	0.351	0.366	-4.4	104	-0.08
61	4,6-Dinitro-2-Methylphenol	0.195	0.224	-14.6	108	-0.07
62 C	N-nitrosodiphenylamine	0.792	0.870	-9.9	105	-0.05
63	Azobenzene	1.194	1.260	-5.5	104	-0.03
64 S	2,4,6-Tribromophenol (SURR)	0.122	0.125	-2.0	103	-0.02
65	4-Bromophenyl-phenylether	0.214	0.223	-4.2	104	-0.02
66	Hexachlorobenzene	0.245	0.252	-2.7	105	-0.02
67 MC	Pentachlorophenol	0.145	0.163	-12.6	113	-0.03
68	Phenanthrene	1.253	1.314	-4.8	102	-0.03
69	Anthracene	1.265	1.334	-5.5	102	-0.04
70	Carbazole	1.304	1.397	-7.2	103	-0.03
71	Di-n-butylphthalate	1.859	1.983	-6.7	104	-0.02
72 C	Fluoranthene	1.213	1.285	-6.0	106	-0.02
73	Benzidine	0.576	0.661	-14.8	122	-0.03
74 I	Chrysene-d12	1.000	1.000	0.0	102	-0.03
75 M	Pyrene	1.652	1.679	-1.6	102	-0.03
76 S	Terphenyl-d14 (SURR)	0.989	1.022	-3.4	103	-0.02
77	Butylbenzylphthalate	1.027	1.075	-4.7	103	-0.01
78	3,3'-Dichlorobenzidine	0.499	0.530	-6.1	104	-0.03
79	Benzo(a)anthracene	1.442	1.432	0.7	102	-0.03
80	Chrysene	1.231	1.254	-1.9	103	-0.04
81	bis(2-Ethylhexyl)phthalate	1.347	1.410	-4.7	105	-0.02
82 I	Perylene-d12	1.000	1.000	0.0	105	-0.03
83 C	Di-n-octylphthalate	2.340	2.381	-1.8	105	-0.03
84	Benzo(b)fluoranthene	1.529	1.427	6.7	100	-0.07
85	Benzo(k)fluoranthene	1.015	1.090	-7.4	112	-0.07
86 C	Benzo(a)pyrene	1.193	1.212	-1.6	104	-0.04
87	Indeno(1,2,3-Cd)Pyrene	1.155	1.227	-6.2	104	-0.06
88	Dibenzo(a,h)Anthracene	0.969	1.017	-4.9	105	-0.04
89	Benzo(g,h,i)perylene	0.963	1.046	-8.6	106	-0.04

**ESS LABORATORY
GCMS1 RUN LOG**

COLUMN DB5MS

BATCH DATE	VIAL #	FILE #	LAB ID	METHOD	COMMENTS / DILUTION / STANDARD ID	ANALYST
7/12/06	7	SV1 39661	BPG-0078 - cal6	SVINH	6E31081	VSC
↓	8	SV1 62	1 - cal7	↓	6E31082	↓
↓	9	SV1 63	↓ - cal8	↓	6E31083	↓
7/12/06	10	SV1 64	BPG0078 - SV1	SVINH	6E31084	VSC
7/13/06	1	SV1 65	BPG-0111 - TUN	DFTPP	6F26111	VSC
	2	SV1 66	BPG-0111 - CV1	SVINH	66-10021	
	3	SV1 67	BG-61137 - BK1		66-01034	
	4	SV1 68	BG-61137 - BS1			
	5	SV1 69	BG-61137 - BSD1			
	6	SV1 70	0607057 - 01			
	7	SV1 71	0607071 - 08			
	8	SV1 72	BG-61315 - BK1			
	9	SV1 73	BG-61315 - BS1			
	10	SV1 74	BG-61315 - BSD1			
	11	SV1 75	0607141 - 02			
	12	SV1 76	1 - 03			
	13	SV1 77	↓ - 04			
	14	SV1 78	0607141 - 01			
	15	SV1 79	BG-61315 - MS1			
	16	SV1 80	BG-61315 - MS1			
	17	SV1 81	BG-61307 - BK1			
	18	SV1 82	BG-61307 - BS1			
	19	SV1 83	BG-61307 - BSD1			
✓	20	SV1 84	0607134 - 01			
	21	SV1 85	0607134 - 02		re-garmer	N
7/13/06	22	SV1 86	0607134 - 02	SVINH	66-01034	VSC
7/14/06	1	SV1 87	BPG-0122 - TUN	DFTPP	6F26111	VSC
↓	2	SV1 88	BPG-0122 - CV1	SVINH	66-10021	↓
↓	3	SV1 89	BNA MS QC	SVINH	66-01034	↓
7/14/06	4	SV1 90	0607134 - 04	SVINH	66-01034	VSC

ANALYSIS SEQUENCE

BPG0122

Instrument: SVOA-MS1

Calibration ID: UNASSIGNED *SVINH*

Lab Number	Analysis	Container	Order	Position	STD ID	ISTD ID	Client
BPG0122-TUN1	QC		1		6F26111		
BPG0122-CCV1	QC		2		6G10021	6G01034	
0607134-04	SVOC: 8270/3541 ppb PAH	A	3			6G01034	MACTEC Engineering & Consulting, Inc
BG61307-MS1	QC		4			6G01034	
BG61307-MSD1	QC		5			6G01034	
0607134-05	SVOC: 8270/3541 ppb PAH	A	6			6G01034	MACTEC Engineering & Consulting, Inc
0607134-07	SVOC: 8270/3541 ppb PAH	A	7			6G01034	MACTEC Engineering & Consulting, Inc
0607134-09	SVOC: 8270/3541 ppb PAH	A	8			6G01034	MACTEC Engineering & Consulting, Inc
0607134-06	SVOC: 8270/3541 ppb PAH	A	9			6G01034	MACTEC Engineering & Consulting, Inc
0607134-08	SVOC: 8270/3541 ppb PAH	A	10			6G01034	MACTEC Engineering & Consulting, Inc
0607134-07RE1	SVOC: 8270/3541 ppb PAH	A	11			6G01034	MACTEC Engineering & Consulting, Inc
0607134-09RE1	SVOC: 8270/3541 ppb PAH	A	12			6G01034	MACTEC Engineering & Consulting, Inc
0607134-06RE1	SVOC: 8270/3541 ppb PAH	A	13			6G01034	MACTEC Engineering & Consulting, Inc
0607134-08RE1	SVOC: 8270/3541 ppb PAH	A	14			6G01034	MACTEC Engineering & Consulting, Inc

Samples Loaded By

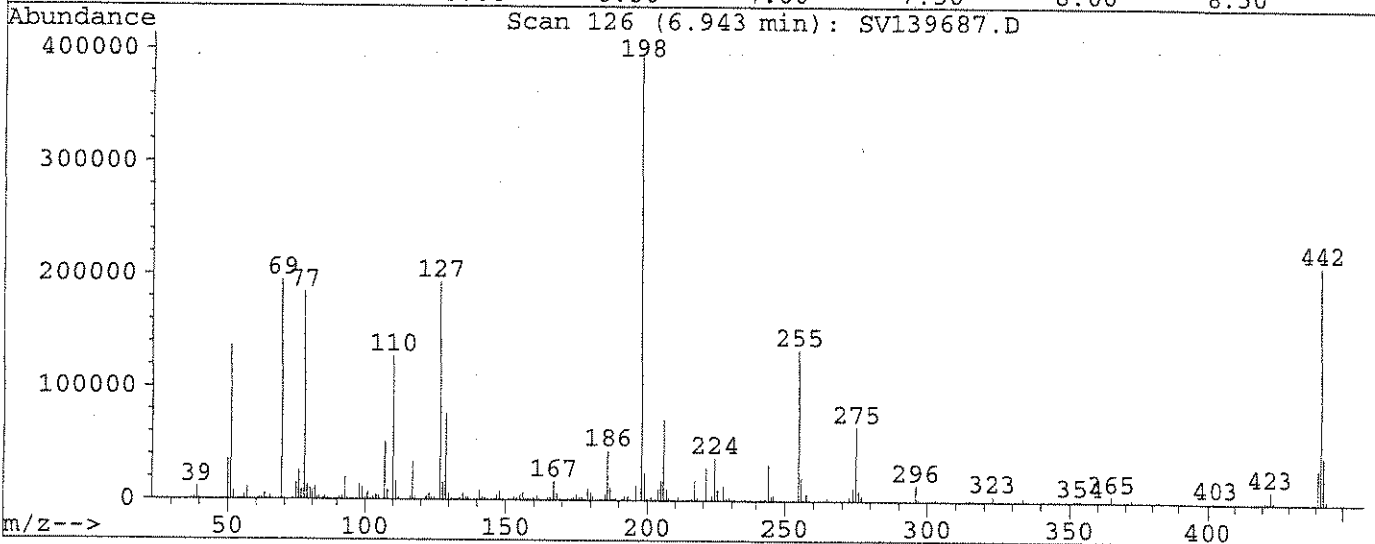
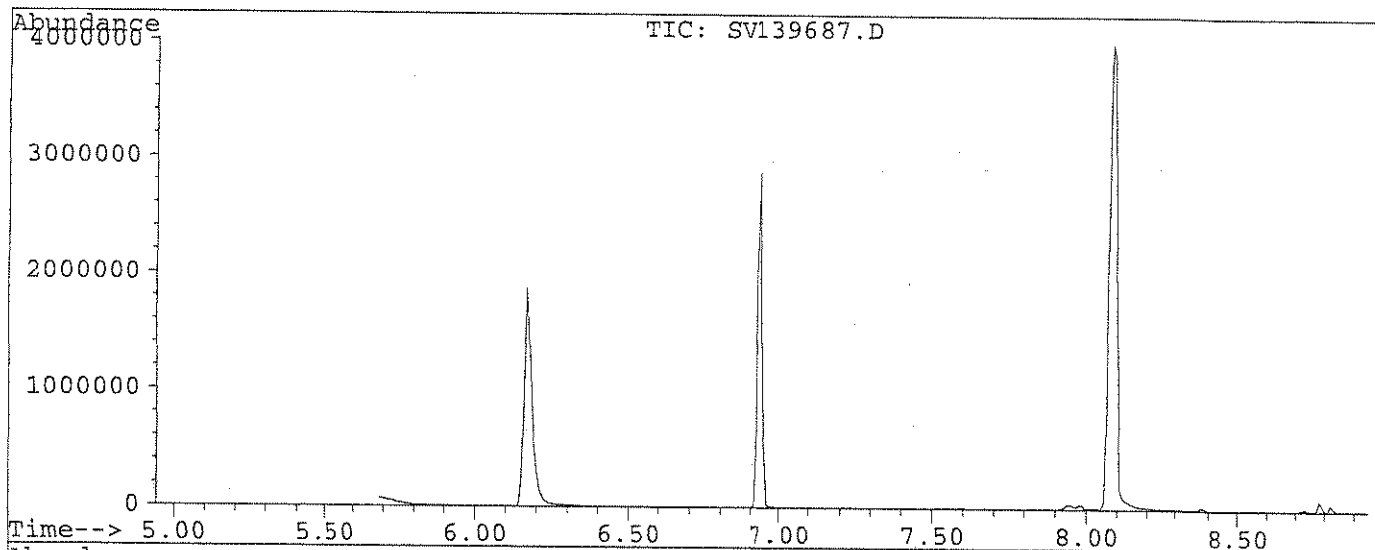
Date

Data Processed By

Date

Data File : Q:\SVOA\MS1_MD\MD0706\MD071406\SV139687.D Vial: 1
 Acq On : 14 Jul 106 8:55 am Operator: VSC
 Sample : BPG0122-TUN1 Inst : SVOA-MS1
 Misc : Multiplr: 1.00

Method : C:\HPCHEM\1\METHODS\DFTPP.M
 Title : daily instrument eval mix



Peak Apex is scan: 126

Target Mass	Rel. to Mass	Lower Limit%	Upper Limit%	Rel. Abn%	Raw Abn	Result Pass/Fail
51	198	30	60	34.6	136192	PASS
68	69	0	2	0.0	0	PASS
69	198	0	100	49.4	194816	PASS
70	69	0	2	0.4	856	PASS
127	198	40	60	49.0	193216	PASS
197	198	0	1	0.0	0	PASS
198	198	100	100	100.0	394112	PASS
199	198	5	9	6.2	24296	PASS
275	198	10	30	16.7	65648	PASS
365	198	1	100	1.4	5392	PASS
441	443	0	100	73.9	30728	PASS
442	198	40	110	53.5	210752	PASS
443	442	17	23	19.7	41576	PASS

Quantitation Report

Data File : Q:\SVOA\MS1_MD\MD0706\MD071406\SV139688.D Vial: 2
 Acq On : 14 Jul 106 9:15 am Operator: VSC
 Sample : BPG0122-CCV1 Inst : SVOA-MS1
 Misc : Multiplr: 1.00
 Quant Time: Jul 14 9:46 19106

Method : C:\HPCHEM\1\METHODS\SV1NH.M
 Title : ELEMENT ID: 0607014(SOIL) 0607015(AQUEOUS)
 Last Update : Thu Jul 13 14:45:51 2006
 Response via : Multiple Level Calibration

Internal Standards	R.T.	QIon	Response	Conc	Units	Dev(Min)
1) 1,4-Dichlorobenzene-d4	3.61	152	626685	40.00	ng/uL	-0.02
22) Naphthalene-d8	4.93	136	2175717	40.00	ng/uL	-0.02
38) Acenaphthene-d10	7.27	164	996602	40.00	ng/uL	-0.04
59) Phenanthrene-d10	9.80	188	1394721	40.00	ng/uL	-0.04
74) Chrysene-d12	14.92	240	1171341	40.00	ng/uL	-0.04
82) Perylene-d12	17.52	264	1229561	40.00	ng/uL	-0.03

System Monitoring Compounds						%Recovery
4) 2-Fluorophenol (SURR)	1.57	112	1197278	51.62	ng/uL	34.41%
6) Phenol-d5 (SURR)	3.31	99	1557427	53.78	ng/uL	35.85%
10) 2-Chlorophenol-d4 (SURR)	3.40	132	1177305	52.74	ng/uL	35.16%
13) 1,2 Dichlorobenzene-d4 (SUR)	3.81	152	683465	52.20	ng/uL	52.20%
23) Nitrobenzene-d5 (SURR)	4.23	82	1123153	53.59	ng/uL	53.59%
42) 2-Fluorobiphenyl (SURR)	6.30	172	1691950	54.63	ng/uL	54.63%
64) 2,4,6-Tribromophenol (SURR)	8.61	330	218509	51.34	ng/uL	34.23%
76) Terphenyl-d14 (SURR)	12.95	244	1428633	49.34	ng/uL	49.34%

Target Compounds						Qvalue
2) N-Nitrosodimethylamine	0.73	74	30218	27.44	ng/uLm	0
3) Pyridine	0.73	79	63099	32.50	ng/uLm	0
5) bis(2-Chloroethyl) ether	3.39	93	1296042	53.98	ng/uL	99
7) 2-Chlorophenol	3.42	128	1157681	51.45	ng/uL	99
8) Phenol	3.33	94	1850353	51.53	ng/uL	78
9) Aniline	3.29	93	1862443	51.09	ng/uL	90
11) 1,3-Dichlorobenzene	3.57	146	1243483	51.58	ng/uL	100
12) 1,4-Dichlorobenzene	3.63	146	1246206	50.98	ng/uL	99
14) 1,2-Dichlorobenzene	3.83	146	1093478	51.17	ng/uL	99
15) Benzyl Alcohol	3.82	79	823214	51.33	ng/uL	85
16) bis(2-chloroisopropyl) Ethe	3.98	45	1454201	52.04	ng/uL	98
17) 2-Methylphenol	3.97	108	1072495	51.81	ng/uL	98
18) Acetophenone	4.08	105	1438303	50.61	ng/uL	92
19) N-Nitroso-Di-n-Propylamine	4.13	70	730189	49.87	ng/uL	98
20) Hexachloroethane	4.14	117	451275	48.83	ng/uL	84
21) 3+4-Methylphenol	4.14	108	1117303	53.00	ng/uL	94
24) Nitrobenzene	4.24	77	1056563	51.74	ng/uL	96
25) Isophorone	4.49	82	2048895	49.84	ng/uL	94
26) 2-Nitrophenol	4.56	139	701040	53.99	ng/uL	97
27) Benzoic Acid	4.87	105	934961	52.90	ng/uL	97
28) 2,4-Dimethylphenol	4.65	107	1058761	56.40	ng/uL	98
29) bis(2-Chloroethoxy)methane	4.74	93	1433210	52.19	ng/uL	99
30) 2,4-Dichlorophenol	4.81	162	817963	52.28	ng/uL	99
31) 1,2,4-Trichlorobenzene	4.89	180	796466	51.78	ng/uL	100
32) Naphthalene	4.95	128	2703134	51.46	ng/uL	99
33) 4-Chloroaniline	5.05	127	1297443	55.61	ng/uL	100
34) Hexachlorobutadiene	5.17	225	361099	53.53	ng/uL	100
35) 4-Chloro-3-Methylphenol	5.67	107	949435	56.04	ng/uL	90
36) 2-Methylnaphthalene	5.77	142	1817798	51.19	ng/uL	100
37) 1-Methylnaphthalene	5.91	142	1824743	51.51	ng/uL	99
39) Hexachlorocyclopentadiene	6.07	237	397235	66.70	ng/uL	98
40) 2,4,6-Trichlorophenol	6.19	196	494619	52.21	ng/uLm	100
41) 2,4,5-Trichlorophenol	6.25	196	555762	55.83	ng/uL	99
43) Biphenyl	6.42	154	1855043	50.57	ng/uL	98
44) 2-Chloronaphthalene	6.41	162	1534205	47.25	ng/uLm	98
45) Dimethylphthalate	6.99	163	1736980	53.07	ng/uL	99
46) Acenaphthylene	7.03	152	2725385	54.66	ng/uL	99
47) 2,6-Dinitrotoluene	7.07	165	486141	53.92	ng/uL	99
48) 2-Nitroaniline	6.63	65	527172	51.20	ng/uL	88

(#) = qualifier out of range (m) = manual integration
 SV139688.D SV1NH.M Fri Jul 14 09:46:44 2006

Quantitation Report

Data File : Q:\SVOA\MS1_MD\MD0706\MD071406\SV139688.D Vial: 2
 Acq On : 14 Jul 106 9:15 am Operator: VSC
 Sample : BPG0122-CCV1 Inst : SVOA-MS1
 Misc : Multiplr: 1.00
 Quant Time: Jul 14 9:46 19106

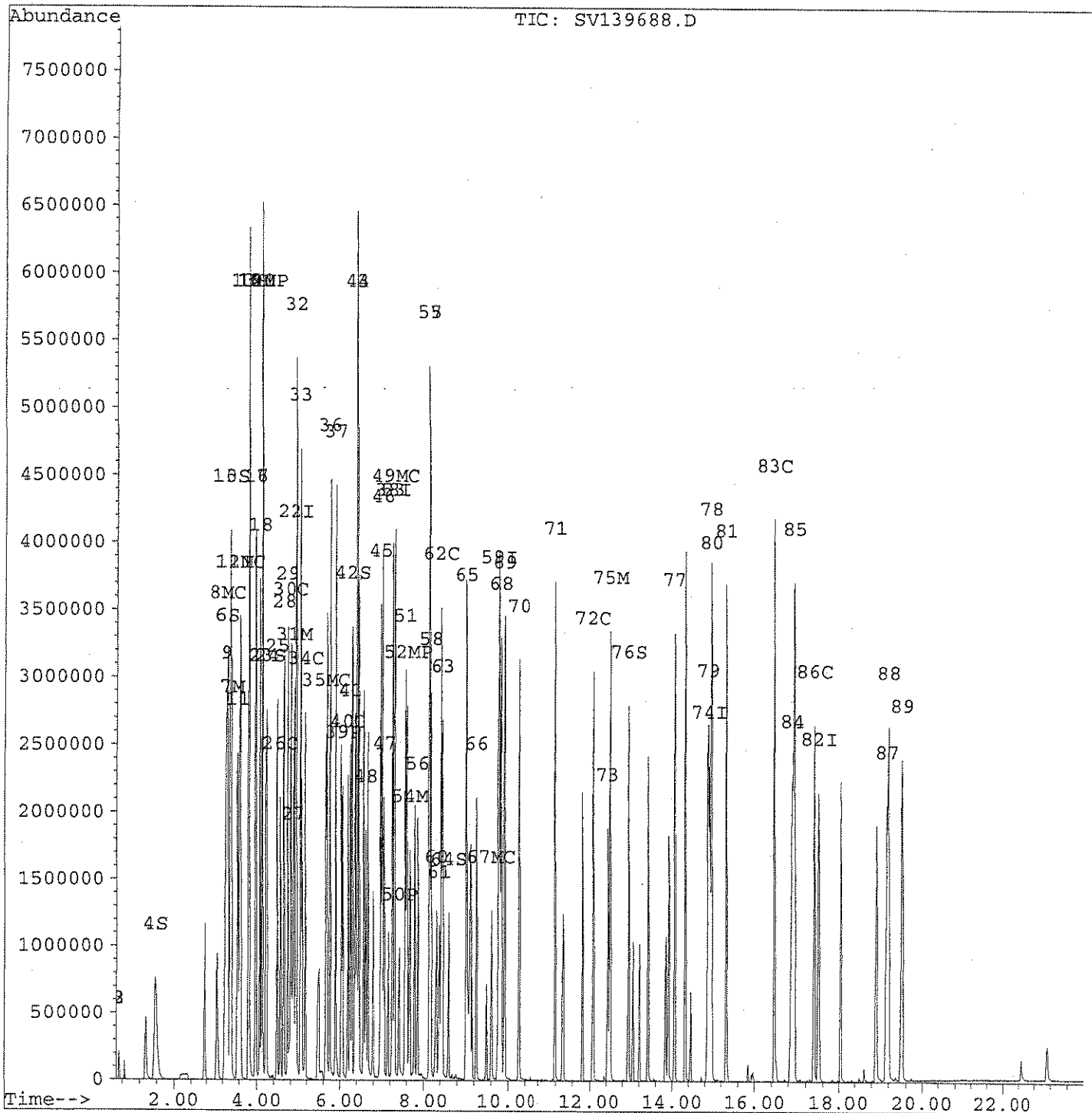
Method : C:\HPCHEM\1\METHODS\SV1NH.M
 Title : ELEMENT ID: 0607014(SOIL) 0607015(AQUEOUS)
 Last Update : Thu Jul 13 14:45:51 2006
 Response via : Multiple Level Calibration

Compound	R.T.	QIon	Response	Conc	Unit	Qvalue
49) Acenaphthene	7.33	153	1575684	54.18	ng/uL	100
50) 2,4-Dinitrophenol	7.44	184	296556	51.43	ng/uL	93
51) Dibenzofuran	7.58	168	2203206	53.82	ng/uL	99
52) 4-Nitrophenol	7.61	65	334394	53.97	ng/uL	99
53) 3-Nitroaniline	7.28	65	578272	51.97	ng/uL	91
54) 2,4-Dinitrotoluene	7.69	165	638762	55.60	ng/uL	86
55) Fluorene	8.15	166	1702798	54.78	ng/uL	99
56) 2,3,4,6-Tetrachlorophenol	7.88	232	393748	54.04	ng/uL	98
57) Diethylphthalate	8.16	149	1782885	53.89	ng/uL	98
58) 4-Chloro-phenyl-phenyl eth	8.19	204	760509	55.90	ng/uL	98
60) 4-Nitroaniline	8.32	138	656910	53.74	ng/uL	95
61) 4,6-Dinitro-2-Methylphenol	8.39	198	394900	53.57	ng/uL	97
62) N-nitrosodiphenylamine	8.43	169	1472624	53.36	ng/uL	99
63) Azobenzene	8.46	77	2148036	51.60	ng/uL	99
65) 4-Bromophenyl-phenylether	9.03	248	392698	52.64	ng/uL	95
66) Hexachlorobenzene	9.26	284	444951	51.98	ng/uL	87
67) Pentachlorophenol	9.62	266	245301	46.21	ng/uL	98
68) Phenanthrene	9.85	178	2337920	53.51	ng/uL	100
69) Anthracene	9.94	178	2357085	53.43	ng/uL	99
70) Carbazole	10.28	167	2381121	52.39	ng/uL	100
71) Di-n-butylphthalate	11.20	149	3473574	53.58	ng/uL	100
72) Fluoranthene	12.10	202	2282590	53.99	ng/uL	98
73) Benzidine	12.45	184	1226067	61.02	ng/uL	95
75) Pyrene	12.51	202	2421047	50.05	ng/uL	94
77) Butylbenzylphthalate	14.07	149	1565111	52.04	ng/uL	98
78) 3,3'-Dichlorobenzidine	14.96	252	752337	51.46	ng/uL	97
79) Benzo(a)anthracene	14.89	228	2121307	50.24	ng/uL	100
80) Chrysene	14.98	228	1800322	49.93	ng/uL	99
81) bis(2-Ethylhexyl)phthalate	15.32	149	2080654	52.76	ng/uL	97
83) Di-n-octylphthalate	16.48	149	3744124	52.06	ng/uL	100
84) Benzo(b)fluoranthene	16.91	252	2697625	57.38	ng/uLm	92
85) Benzo(k)fluoranthene	16.95	252	1194084	39.13	ng/uL	99
86) Benzo(a)pyrene	17.42	252	1896994	51.74	ng/uL	97
87) Indeno(1,2,3-Cd)Pyrene	19.17	276	2120040	59.71	ng/uL	94
88) Dibenzo(a,h)Anthracene	19.21	278	1713849	57.53	ng/uL	99
89) Benzo(g,h,i)perylene	19.53	276	1800056	60.81	ng/uL	93

Quantitation Report

Data File : Q:\SVOA\MS1_MD\MD0706\MD071406\SV139688.D Vial: 2
 Acq On : 14 Jul 106 9:15 am Operator: VSC
 Sample : BPG0122-CCV1 Inst : SVOA-MS1
 Misc : Multiplr: 1.00
 Quant Time: Jul 14 9:46 19106

Method : C:\HPCHEM\1\METHODS\SV1NH.M
 Title : ELEMENT ID: 0607014(SOIL) 0607015(AQUEOUS)
 Last Update : Thu Jul 13 14:45:51 2006
 Response via : Multiple Level Calibration



Evaluate Continuing Calibration Report

Data File : Q:\SVOA\MS1_MD\MD0706\MD071406\SV139688.D Vial: 2
 Acq On : 14 Jul 106 9:15 am Operator: VSC
 Sample : BPG0122-CCV1 Inst : SVOA-MS1
 Misc : Multiplr: 1.00

Method : C:\HPCHEM\1\METHODS\SV1NH.M
 Title : ELEMENT ID: 0607014(SOIL) 0607015(AQUEOUS)
 Last Update : Thu Jul 13 14:45:51 2006
 Response via : Multiple Level Calibration

Min. RRF : 0.000 Min. Rel. Area : 50% Max. R.T. Dev 0.50min
 Max. RRF Dev : 30% Max. Rel. Area : 200%

	Compound	AvgRF	CCRF	%Dev	Area%	Dev(min)
1 I	1,4-Dichlorobenzene-d4	1.000	1.000	0.0	122	-0.02
2	N-Nitrosodimethylamine	0.070	0.039	45.1#	73	-0.02
3	Pyridine	0.124	0.081	35.0#	83	-0.02
4 S	2-Fluorophenol (SURR)	1.480	1.528	-3.2	126	-0.06
5	bis(2-Chloroethyl)ether	1.532	1.654	-8.0	126	-0.02
6 S	Phenol-d5 (SURR)	1.848	1.988	-7.6	126	-0.02
7 M	2-Chlorophenol	1.436	1.478	-2.9	123	-0.02
8 MC	Phenol	2.292	2.362	-3.1	127	-0.02
9	Aniline	2.327	2.378	-2.2	123	-0.02
10 S	2-Chlorophenol-d4 (SURR)	1.425	1.503	-5.5	125	-0.02
11	1,3-Dichlorobenzene	1.539	1.587	-3.2	128	-0.02
12 MC	1,4-Dichlorobenzene	1.560	1.591	-2.0	122	-0.02
13 S	1,2 Dichlorobenzene-d4 (SURR)	0.836	0.872	-4.4	123	-0.02
14	1,2-Dichlorobenzene	1.364	1.396	-2.3	124	-0.02
15	Benzyl Alcohol	1.024	1.051	-2.7	121	-0.01
16	bis(2-chloroisopropyl) Ether	1.784	1.856	-4.1	123	-0.02
17	2-Methylphenol	1.321	1.369	-3.6	123	-0.02
18	Acetophenone	1.814	1.836	-1.2	122	-0.03
19 MP	N-Nitroso-Di-n-Propylamine	0.935	0.932	0.3	122	-0.02
20	Hexachloroethane	0.590	0.576	2.3	120	-0.03
21	3+4-Methylphenol	1.346	1.426	-6.0	122	-0.02
22 I	Naphthalene-d8	1.000	1.000	0.0	118	-0.02
23 S	Nitrobenzene-d5 (SURR)	0.385	0.413	-7.2	126	-0.02
24	Nitrobenzene	0.375	0.388	-3.5	121	-0.03
25	Isophorone	0.756	0.753	0.3	122	-0.02
26 C	2-Nitrophenol	0.239	0.258	-8.0	126	-0.03
27	Benzoic Acid	0.298	0.344	-15.5	130	-0.01
28	2,4-Dimethylphenol	0.345	0.389	-12.8	139	-0.02
29	bis(2-Chloroethoxy)methane	0.505	0.527	-4.4	129	-0.02
30 C	2,4-Dichlorophenol	0.288	0.301	-4.6	124	-0.02
31 M	1,2,4-Trichlorobenzene	0.283	0.293	-3.6	125	-0.02
32	Naphthalene	0.966	0.994	-2.9	122	-0.02
33	4-Chloroaniline	0.429	0.477	-11.2	126	-0.02
34 C	Hexachlorobutadiene	0.124	0.133	-7.1	124	-0.03
35 MC	4-Chloro-3-Methylphenol	0.311	0.349	-12.1	125	-0.02
36	2-Methylnaphthalene	0.653	0.668	-2.4	122	-0.03
37	1-Methylnaphthalene	0.651	0.671	-3.0	122	-0.02
38 I	Acenaphthene-d10	1.000	1.000	0.0	120	-0.04
39 P	Hexachlorocyclopentadiene	0.239	0.319	-33.4#	181	-0.03
40 C	2,4,6-Trichlorophenol	0.380	0.397	-4.4	123	-0.03
41	2,4,5-Trichlorophenol	0.400	0.446	-11.7	127	-0.03
42 S	2-Fluorobiphenyl (SURR)	1.243	1.358	-9.3	123	-0.03
43	Biphenyl	1.472	1.489	-1.1	122	-0.03
44	2-Chloronaphthalene	1.303	1.232	5.5	112	-0.03
45	Dimethylphthalate	1.314	1.394	-6.1	123	-0.02
46	Acenaphthylene	2.001	2.188	-9.3	126	-0.03
47	2,6-Dinitrotoluene	0.362	0.390	-7.8	125	-0.04
48	2-Nitroaniline	0.413	0.423	-2.4	126	-0.03
49 MC	Acenaphthene	1.167	1.265	-8.4	123	-0.03
50 P	2,4-Dinitrophenol	0.199	0.238	-19.3	130	-0.03
51	Dibenzofuran	1.643	1.769	-7.6	124	-0.03
52 MP	4-Nitrophenol	0.249	0.268	-7.9	120	-0.02
53	3-Nitroaniline	0.447	0.464	-3.9	124	-0.03

(#) = Out of Range

Evaluate Continuing Calibration Report

Data File : Q:\SVOA\MS1_MD\MD0706\MD071406\SV139688.D Vial: 2
 Acq On : 14 Jul 106 9:15 am Operator: VSC
 Sample : BPG0122-CCV1 Inst : SVOA-MS1
 Misc : Multiplr: 1.00

Method : C:\HPCHEM\1\METHODS\SV1NH.M
 Title : ELEMENT ID: 0607014(SOIL) 0607015(AQUEOUS)
 Last Update : Thu Jul 13 14:45:51 2006
 Response via : Multiple Level Calibration

Min. RRF : 0.000 Min. Rel. Area : 50% Max. R.T. Dev 0.50min
 Max. RRF Dev : 30% Max. Rel. Area : 200%

	Compound	AvgRF	CCRF	%Dev	Area%	Dev (min)
54 M	2,4-Dinitrotoluene	0.461	0.513	-11.2	128	-0.03
55	Fluorene	1.248	1.367	-9.6	122	-0.04
56	2,3,4,6-Tetrachlorophenol	0.292	0.316	-8.1	124	-0.02
57	Diethylphthalate	1.328	1.431	-7.8	122	-0.03
58	4-Chloro-phenyl-phenyl ethe	0.546	0.610	-11.8	123	-0.04
59 I	Phenanthrene-d10	1.000	1.000	0.0	118	-0.04
60	4-Nitroaniline	0.351	0.377	-7.5	128	-0.02
61	4,6-Dinitro-2-Methylphenol	0.195	0.227	-16.0	131	-0.02
62 C	N-nitrosodiphenylamine	0.792	0.845	-6.7	122	-0.03
63	Azobenzene	1.194	1.232	-3.2	122	-0.04
64 S	2,4,6-Tribromophenol (SURR)	0.122	0.125	-2.7	124	-0.03
65	4-Bromophenyl-phenylether	0.214	0.225	-5.3	126	-0.04
66	Hexachlorobenzene	0.245	0.255	-4.0	128	-0.04
67 MC	Pentachlorophenol	0.145	0.141	2.7	117	-0.03
68	Phenanthrene	1.253	1.341	-7.0	125	-0.04
69	Anthracene	1.265	1.352	-6.9	124	-0.03
70	Carbazole	1.304	1.366	-4.8	121	-0.03
71	Di-n-butylphthalate	1.859	1.992	-7.2	125	-0.02
72 C	Fluoranthene	1.213	1.309	-8.0	129	-0.03
73	Benzidine	0.576	0.703	-22.0	155	-0.04
74 I	Chrysene-d12	1.000	1.000	0.0	128	-0.04
75 M	Pyrene	1.652	1.654	-0.1	126	-0.04
76 S	Terphenyl-d14 (SURR)	0.989	0.976	1.3	124	-0.04
77	Butylbenzylphthalate	1.027	1.069	-4.1	128	-0.04
78	3,3'-Dichlorobenzidine	0.499	0.514	-2.9	126	-0.04
79	Benzo(a)anthracene	1.442	1.449	-0.5	130	-0.04
80	Chrysene	1.231	1.230	0.1	126	-0.04
81	bis(2-Ethylhexyl)phthalate	1.347	1.421	-5.5	132	-0.04
82 I	Perylene-d12	1.000	1.000	0.0	133	-0.03
83 C	Di-n-octylphthalate	2.340	2.436	-4.1	137	-0.04
84	Benzo(b)fluoranthene	1.529	1.755	-14.8	156	-0.02
85	Benzo(k)fluoranthene	1.015	0.777	23.4	102	-0.03
86 C	Benzo(a)pyrene	1.193	1.234	-3.5	135	-0.04
87	Indeno(1,2,3-Cd)Pyrene	1.155	1.379	-19.4	149	-0.03
88	Dibenzo(a,h)Anthracene	0.969	1.115	-15.1	147	-0.04
89	Benzo(g,h,i)perylene	0.963	1.171	-21.6	151	-0.04

ESS LABORATORY GCMS1 RUN LOG

COLUMN DB5MS

BATCH DATE	VIAL #	FILE #	LAB ID	METHOD	COMMENTS / DILUTION / STANDARD ID	ANALYST
7/12/06	7	SV1 39661	BPG-0078-6a6	SVINH	6E31082 6E31081	VSC
	8	SV1 62	-6a7		6E31082 6E31082	
	9	SV1 63	-6a8		6E31084 6E31083	
7/12/06	10	SV1 64	BPG-0078-SV1	SVINH	6E31084	VSC
7/13/06	1	SV1 65	BPG-0111-TM1	DFTPP	6F26111	VSC
	2	SV1 66	BPG-0111-CLV1	SVINH	66-10021	
	3	SV1 67	BG-61137-BLK1		66-01034	
	4	SV1 68	BG-61137-BS1			
	5	SV1 69	BG-61137-BSD1			
	6	SV1 70	0607057-01			
	7	SV1 71	0607071-08			
	8	SV1 72	BG-61315-BLK1			
	9	SV1 73	BG-61315-BS1			
	10	SV1 74	BG-61315-BSD1			
	11	SV1 75	0607141-02			
	12	SV1 76	-03			
	13	SV1 77	-04			
	14	SV1 78	0607141-01			
	15	SV1 79	BG-61315-MS1			
	16	SV1 80	BG-61315-MS1			
	17	SV1 81	BG-61307-BLK1			
	18	SV1 82	BG-61307-BS1			
	19	SV1 83	BG-61307-BSD1			
	20	SV1 84	0607134-01			
	21	SV1 85	0607134-02		re-garner	
7/13/06	22	SV1 86	0607134-02	SVINH	66-01034	VSC
7/14/06	1	SV1 87	BPG-0122-TM1	DFTPP	6F26111	VSC
	2	SV1 88	BPG-0122-CLV1	SVINH	66-10021	
	3	SV1 89	BNA MS QC	SVINH	66-01034	
7/14/06	4	SV1 90	0607134-04	SVINH	66-01034	VSC

**ESS LABORATORY
GCMS1 RUN LOG**

COLUMN DB5MS

BATCH DATE	VIAL #	FILE #	LAB ID	METHOD	COMMENTS / DILUTION / STANDARD ID	ANALYST
7/14/06	5	SV1 39691	B6-61307-MS1	SVINH	6601034	VSC
	6	SV1 92	B6-61307-MSD1			
	7	SV1 93	0607134-05	✓		
	8	SV1 94	0607134-07	✓	RR 5X	
	9	SV1 95	0607134-09	✓	RR 5X	
	10	SV1 96	BNA MS RC			
	11	SV1 97	0607134-06	✓	RR 10X	
	12	SV1 98	0607134-08	✓	RR 20X	
	13	SV1 39699	0607134-07	✓	5X	
	14	SV1 39700	-09	✓	5X	
	15	SV1 01	-06	✓	10X	
	16	SV1 02	0607134-08	✓	20X 6601034	VSC
7/15/06	1	SV1 03	B26-0125-TM	DFTPP	6613052	VSC
	2	SV1 04	B26-0125-CCV1	SVINH	6610021	
	3	SV1 05	B6-61414-BW1	✓	6601034	
	4	SV1 06	B6-61414-B51	✓		
	5	SV1 07	B6-61414-B5D1	✓		
	6	SV1 08	0607164-01	✓		
	7	SV1 09	0607164-02	✓		
	8	SV1 10	B6-61414-MS1	✓		
	9	SV1 11	B6-61414-MSD1	✓	SVINH	
	1	SV1 12	B26-0129-TM	DFTPD	6613052	
	2	SV1 13	B26-0129-CCV1	SVINH	6610021	5/5-2/17/06
	3	SV1 14	0607164-10	✓	IS Failure (RR)	
	4	SV1 15	-11	✓	6601031	
	5	SV1 16	-12	✓		
	6	SV1 17	-13	✓		
	7	SV1 18	-14	✓		
	8	SV1 19	-15	✓	ARR SURT Failed	
7/15/06	9	SV1 20	0607164-16	✓	SVINH	VSC

ANALYSIS SEQUENCE

BPG0172

Instrument: SVOA-MS1

Calibration ID: ~~UNASSIGNED~~ SVINH

Lab Number	Analysis	Container	Order	Position	STD ID	ISTD ID	Client
BPG0172-TUN1	QC		1		6G13052		
BPG0172-CCV1	QC		2		6G10021	6G01034	
✓ BG61512-BLK1	QC		3			6G01034	
✓ BG61512-BS1	QC		4			6G01034	
✓ BG61512-BSD1	QC		5			6G01034	
BG61820-BS1	QC		6			6G01034	
0607173-03	SVOC: 8270/3541 ppb PAH	A	7			6G01034	MACTEC Engineering & Consulting, Inc
BG61512-MS1	QC		8			6G01034	
BG61512-MSD1	QC		9			6G01034	

Samples Loaded By _____

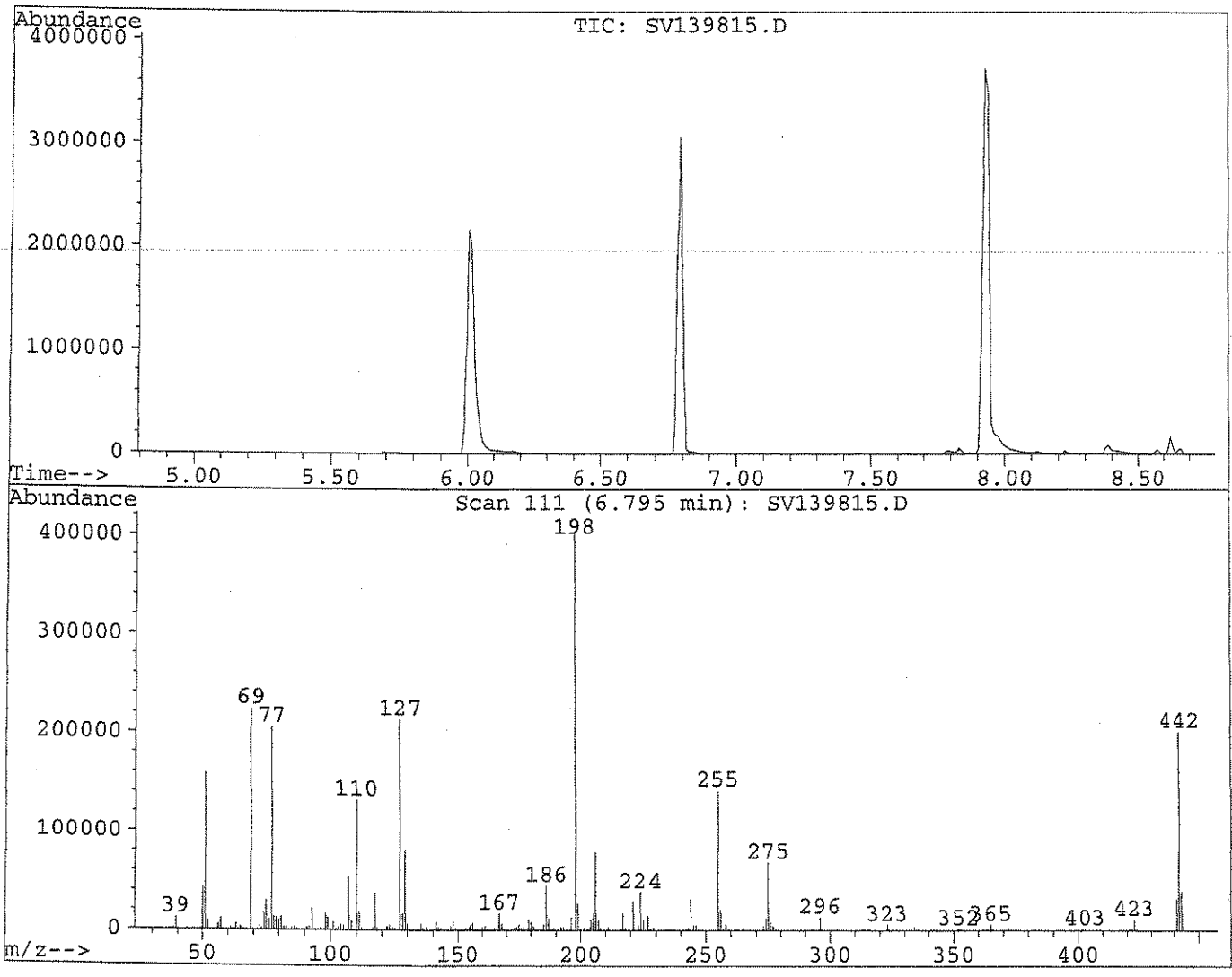
Date _____

Data Processed By _____

Date _____

Data File : Q:\SVOA\MS1_MD\MD0706\MD071906\SV139815.D Vial: 1
 Acq On : 19 Jul 106 5:06 pm Operator: VSC
 Sample : BPG0192-TUN1 Inst : SVOA-MS1
 Misc : Multiplr: 1.00

Method : C:\HPCHEM\1\METHODS\DFTPP.M
 Title : daily instrument eval mix



Peak Apex is scan: 111

Target Mass	Rel. to Mass	Lower Limit%	Upper Limit%	Rel. Abn%	Raw Abn	Result Pass/Fail
51	198	30	60	39.4	158080	PASS
68	69	0	2	0.0	0	PASS
69	198	0	100	55.7	223680	PASS
70	69	0	2	0.0	0	PASS
127	198	40	60	53.0	213056	PASS
197	198	0	1	0.0	0	PASS
198	198	100	100	100.0	401664	PASS
199	198	5	9	6.8	27176	PASS
275	198	10	30	17.0	68376	PASS
365	198	1	100	1.4	5547	PASS
441	443	0	100	80.9	31752	PASS
442	198	40	110	50.0	200704	PASS
443	442	17	23	19.6	39264	PASS

Data File : Q:\SVOA\MS1_MD\MD0706\MD071906\SV139816.D Vial: 2
 Acq On : 19 Jul 106 5:54 pm Operator: VSC
 Sample : BPG0192-CCV1 Inst : SVOA-MS1
 Misc : Multiplr: 1.00
 Quant Time: Jul 20 8:39 19106

Method : C:\HPCHEM\1\METHODS\SV1NH.M
 Title : ELEMENT ID: 0607014(SOIL) 0607015(AQUEOUS)
 Last Update : Thu Jul 20 08:37:20 2006
 Response via : Multiple Level Calibration

Internal Standards	R.T.	QIon	Response	Conc	Units	Dev(Min)
1) 1,4-Dichlorobenzene-d4	3.46	152	475396	40.00	ng/uL	-0.02
22) Naphthalene-d8	4.79	136	1642551	40.00	ng/uL	-0.01
38) Acenaphthene-d10	7.07	164	739243	40.00	ng/uL	-0.02
59) Phenanthrene-d10	9.56	188	1038859	40.00	ng/uL	-0.03
74) Chrysene-d12	14.66	240	860445	40.00	ng/uL	-0.03
82) Perylene-d12	17.26	264	905957	40.00	ng/uL	-0.03

System Monitoring Compounds	R.T.	QIon	Response	Conc	Units	%Recovery
4) 2-Fluorophenol (SURR)	1.35	112	609606	34.65	ng/uL	23.10%
6) Phenol-d5 (SURR)	3.16	99	1211226	55.14	ng/uL	36.76%
10) 2-Chlorophenol-d4 (SURR)	3.24	132	895037	52.86	ng/uL	35.24%
13) 1,2 Dichlorobenzene-d4 (SUR)	3.68	152	523480	52.71	ng/uL	52.71%
23) Nitrobenzene-d5 (SURR)	4.09	82	814989	51.51	ng/uL	51.51%
42) 2-Fluorobiphenyl (SURR)	6.12	172	1252102	54.50	ng/uL	54.50%
64) 2,4,6-Tribromophenol (SURR)	8.39	330	156848	49.48	ng/uL	32.98%
76) Terphenyl-d14 (SURR)	12.71	244	1060365	49.85	ng/uL	49.85%

Target Compounds	R.T.	QIon	Response	Conc	Units	Qvalue
2) N-Nitrosodimethylamine	0.69	74	40443	48.41	ng/uL	89
3) Pyridine	0.69	79	64907	44.07	ng/uL	92
5) bis(2-Chloroethyl) ether	3.23	93	978152	53.71	ng/uL	97
7) 2-Chlorophenol	3.26	128	897452	52.58	ng/uL	96
8) Phenol	3.18	94	1508621	55.38	ng/uL	75
9) Aniline	3.13	93	1474127	53.31	ng/uL	89
11) 1,3-Dichlorobenzene	3.42	146	944435	51.64	ng/uL	99
12) 1,4-Dichlorobenzene	3.48	146	973333	52.49	ng/uL	99
14) 1,2-Dichlorobenzene	3.69	146	863335	53.26	ng/uL	99
15) Benzyl Alcohol	3.68	79	628524	51.66	ng/uL	95
16) bis(2-chloroisopropyl) EtHe	3.85	45	1160189	54.73	ng/uL	97
17) 2-Methylphenol	3.84	108	825357	52.56	ng/uL	98
18) Acetophenone	3.95	105	1143116	53.02	ng/uL	89
19) N-Nitroso-Di-n-Propylamine	4.00	70	559663	50.39	ng/uL	96
20) Hexachloroethane	4.01	117	353482	50.42	ng/uL	85
21) 3+4-Methylphenol	4.01	108	871081	54.47	ng/uL	98
24) Nitrobenzene	4.11	77	829021	53.77	ng/uL	96
25) Isophorone	4.34	82	1593776	51.35	ng/uL	99
26) 2-Nitrophenol	4.43	139	522661	53.32	ng/uL	92
27) Benzoic Acid	4.73	105	682071	51.25	ng/uL	98
28) 2,4-Dimethylphenol	4.51	107	785207	55.40	ng/uL	98
29) bis(2-Chloroethoxy)methane	4.60	93	1121834	54.11	ng/uL	99
30) 2,4-Dichlorophenol	4.68	162	615605	52.11	ng/uL	96
31) 1,2,4-Trichlorobenzene	4.75	180	598382	51.53	ng/uL	99
32) Naphthalene	4.81	128	2135375	53.85	ng/uL	100
33) 4-Chloroaniline	4.91	127	993719	56.42	ng/uL	100
34) Hexachlorobutadiene	5.02	225	268126	52.65	ng/uL	99
35) 4-Chloro-3-Methylphenol	5.50	107	693867	54.25	ng/uL	99
36) 2-Methylnaphthalene	5.60	142	1397524	52.13	ng/uL	99
37) 1-Methylnaphthalene	5.73	142	1385828	51.82	ng/uL	99
39) Hexachlorocyclopentadiene	5.90	237	272901	61.78	ng/uL	98
40) 2,4,6-Trichlorophenol	6.02	196	358580	51.03	ng/uL	98
41) 2,4,5-Trichlorophenol	6.07	196	424715	57.52	ng/uL	97
43) Biphenyl	6.24	154	1431554	52.62	ng/uL	99
44) 2-Chloronaphthalene	6.23	162	1274769	52.93	ng/uLm	98
45) Dimethylphthalate	6.80	163	1330609	54.81	ng/uL	99
46) Acenaphthylene	6.83	152	2033808	54.99	ng/uL	99
47) 2,6-Dinitrotoluene	6.87	165	366821	54.85	ng/uL	93
48) 2-Nitroaniline	6.45	65	404919	53.02	ng/uL	86

(#) = qualifier out of range (m) = manual integration
 SV139816.D SV1NH.M Thu Jul 20 08:39:43 2006

Data File : Q:\SVOA\MS1_MD\MD0706\MD071906\SV139816.D Vial: 2
 Acq On : 19 Jul 106 5:54 pm Operator: VSC
 Sample : BPG0192-CCV1 Inst : SVOA-MS1
 Misc : Multiplr: 1.00
 Quant Time: Jul 20 8:39 19106

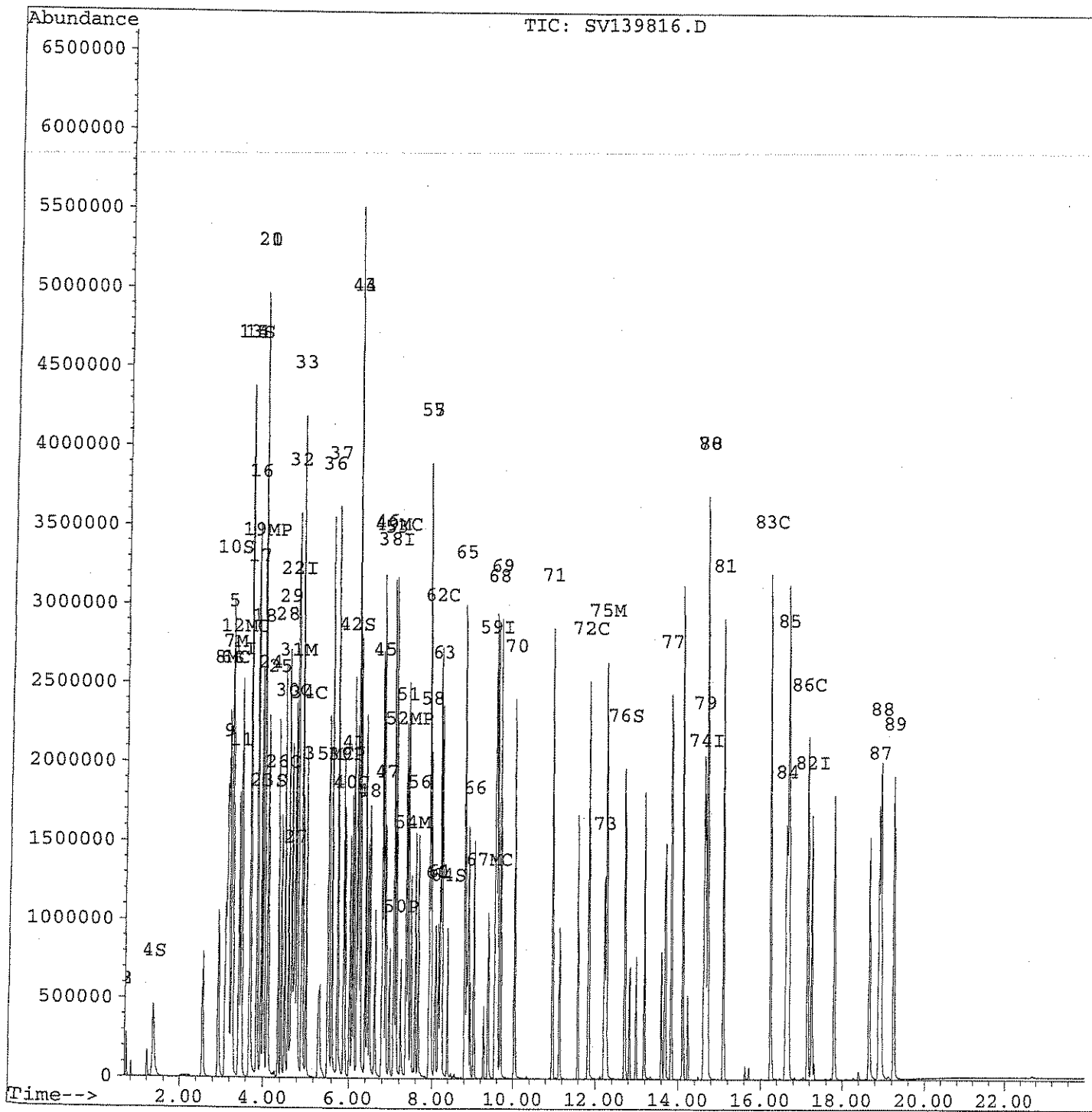
Method : C:\HPCHEM\1\METHODS\SV1NH.M
 Title : ELEMENT ID: 0607014(SOIL) 0607015(AQUEOUS)
 Last Update : Thu Jul 20 08:37:20 2006
 Response via : Multiple Level Calibration

Compound	R.T.	QIon	Response	Conc	Unit	Qvalue
49) Acenaphthene	7.12	153	1201678	55.71	ng/uL	99
50) 2,4-Dinitrophenol	7.24	184	221554	51.76	ng/uL	98
51) Dibenzofuran	7.38	168	1647667	54.27	ng/uL	95
52) 4-Nitrophenol	7.41	65	249580	54.30	ng/uL	99
53) 3-Nitroaniline	7.08	65	455994	55.24	ng/uL	95
54) 2,4-Dinitrotoluene	7.49	165	453578	53.23	ng/uL	86
55) Fluorene	7.93	166	1285809	55.77	ng/uL	99
56) 2,3,4,6-Tetrachlorophenol	7.67	232	293944	54.38	ng/uL	98
57) Diethylphthalate	7.94	149	1386614	56.51	ng/uL	98
58) 4-Chloro-phenyl-phenyl eth	7.98	204	565881	56.07	ng/uL	94
60) 4-Nitroaniline	8.10	138	477793	52.48	ng/uL	93
61) 4,6-Dinitro-2-Methylphenol	8.17	198	277898	50.68	ng/uL	86
62) N-nitrosodiphenylamine	8.22	169	1101757	53.59	ng/uL	100
63) Azobenzene	8.25	77	1677152	54.09	ng/uL	96
65) 4-Bromophenyl-phenylether	8.81	248	287431	51.72	ng/uL	96
66) Hexachlorobenzene	9.04	284	320061	50.20	ng/uL	98
67) Pentachlorophenol	9.38	266	201316	50.40	ng/uL	99
68) Phenanthrene	9.61	178	1670316	51.32	ng/uL	100
69) Anthracene	9.69	178	1735236	52.80	ng/uL	100
70) Carbazole	10.05	167	1760616	52.00	ng/uL	99
71) Di-n-butylphthalate	10.97	149	2581719	53.46	ng/uL	100
72) Fluoranthene	11.85	202	1671761	53.09	ng/uL	90
73) Benzidine	12.22	184	921150	61.55	ng/uL	100
75) Pyrene	12.26	202	1792470	50.44	ng/uL	93
77) Butylbenzylphthalate	13.84	149	1153421	52.21	ng/uL	93
78) 3,3'-Dichlorobenzidine	14.71	252	544233	50.68	ng/uL	98
79) Benzo(a)anthracene	14.63	228	1559445	50.28	ng/uL	100
80) Chrysene	14.72	228	1357644	51.25	ng/uL	99
81) bis(2-Ethylhexyl)phthalate	15.10	149	1549573	53.50	ng/uL	97
83) Di-n-octylphthalate	16.25	149	2762187	52.12	ng/uL	100
84) Benzo(b)fluoranthene	16.64	252	1754072	50.64	ng/uLm	92
85) Benzo(k)fluoranthene	16.68	252	1132997	54.20	ng/uL	99
86) Benzo(a)pyrene	17.17	252	1400101	51.83	ng/uL	97
87) Indeno(1,2,3-Cd)Pyrene	18.91	276	1548785	59.20	ng/uL	98
88) Dibenzo(a,h)Anthracene	18.96	278	1278358	58.24	ng/uL	96
89) Benzo(g,h,i)perylene	19.27	276	1317339	60.40	ng/uL	91

(#) = qualifier out of range (m) = manual integration
 SV139816.D SV1NH.M Thu Jul 20 08:39:45 2006

Data File : Q:\SVOA\MS1_MD\MD0706\MD071906\SV139816.D Vial: 2
Acq On : 19 Jul 106 5:54 pm Operator: VSC
Sample : BPG0192-CCV1 Inst : SVOA-MS1
Misc : Multiplr: 1.00
Quant Time: Jul 20 8:39 19106

Method : C:\HPCHEM\1\METHODS\SV1NH.M
Title : ELEMENT ID: 0607014(SOIL) 0607015(AQUEOUS)
Last Update : Thu Jul 20 08:37:20 2006
Response via : Multiple Level Calibration



Data File : Q:\SVOA\MS1_MD\MD0706\MD071906\SV139816.D Vial: 2
 Acq On : 19 Jul 106 5:54 pm Operator: VSC
 Sample : BPG0192-CCV1 Inst : SVOA-MS1
 Misc : Multiplr: 1.00

Method : C:\HPCHEM\1\METHODS\SV1NH.M
 Title : ELEMENT ID: 0607014(SOIL) 0607015(AQUEOUS)
 Last Update : Thu Jul 20 08:37:20 2006
 Response via : Multiple Level Calibration

Min. RRF : 0.000 Min. Rel. Area : 50% Max. R.T. Dev 0.50min
 Max. RRF Dev : 30% Max. Rel. Area : 200%

	Compound	AvgRF	CCRF	%Dev	Area%	Dev(min)
1 I	1,4-Dichlorobenzene-d4	1.000	1.000	0.0	93	-0.02
2	N-Nitrosodimethylamine	0.070	0.068	3.2	97	-0.01
3	Pyridine	0.124	0.109	11.9	86	-0.01
4 S	2-Fluorophenol (SURR)	1.480	1.026	30.7#	64	-0.03
5	bis(2-Chloroethyl)ether	1.532	1.646	-7.4	95	-0.02
6 S	Phenol-d5 (SURR)	1.848	2.038	-10.3	98	-0.02
7 M	2-Chlorophenol	1.436	1.510	-5.2	95	-0.02
8 MC	Phenol	2.292	2.539	-10.8	104	-0.02
9	Aniline	2.327	2.481	-6.6	98	-0.03
10 S	2-Chlorophenol-d4 (SURR)	1.425	1.506	-5.7	95	-0.02
11	1,3-Dichlorobenzene	1.539	1.589	-3.3	97	-0.01
12 MC	1,4-Dichlorobenzene	1.560	1.638	-5.0	96	-0.02
13 S	1,2 Dichlorobenzene-d4 (SURR)	0.836	0.881	-5.4	95	-0.01
14	1,2-Dichlorobenzene	1.364	1.453	-6.5	98	-0.02
15	Benzyl Alcohol	1.024	1.058	-3.3	93	-0.02
16	bis(2-chloroisopropyl)Ether	1.784	1.952	-9.5	98	-0.02
17	2-Methylphenol	1.321	1.389	-5.1	95	-0.02
18	Acetophenone	1.814	1.924	-6.0	97	-0.02
19 MP	N-Nitroso-Di-n-Propylamine	0.935	0.942	-0.8	94	-0.01
20	Hexachloroethane	0.590	0.595	-0.8	94	-0.01
21	3+4-Methylphenol	1.346	1.466	-8.9	95	-0.01
22 I	Naphthalene-d8	1.000	1.000	0.0	89	-0.01
23 S	Nitrobenzene-d5 (SURR)	0.385	0.397	-3.0	92	-0.02
24	Nitrobenzene	0.375	0.404	-7.5	95	-0.02
25	Isophorone	0.756	0.776	-2.7	95	-0.02
26 C	2-Nitrophenol	0.239	0.255	-6.6	94	0.00
27	Benzoic Acid	0.298	0.332	-11.6	95	-0.01
28	2,4-Dimethylphenol	0.345	0.382	-10.8	103	-0.02
29	bis(2-Chloroethoxy)methane	0.505	0.546	-8.2	101	-0.02
30 C	2,4-Dichlorophenol	0.288	0.300	-4.2	93	-0.01
31 M	1,2,4-Trichlorobenzene	0.283	0.291	-3.1	94	-0.01
32	Naphthalene	0.966	1.040	-7.7	96	-0.01
33	4-Chloroaniline	0.429	0.484	-12.8	97	-0.01
34 C	Hexachlorobutadiene	0.124	0.131	-5.3	92	-0.02
35 MC	4-Chloro-3-Methylphenol	0.311	0.338	-8.5	91	-0.03
36	2-Methylnaphthalene	0.653	0.681	-4.3	94	-0.01
37	1-Methylnaphthalene	0.651	0.675	-3.6	93	-0.02
38 I	Acenaphthene-d10	1.000	1.000	0.0	89	-0.02
39 P	Hexachlorocyclopentadiene	0.239	0.295	-23.6	125	-0.02
40 C	2,4,6-Trichlorophenol	0.380	0.388	-2.1	90	-0.02
41	2,4,5-Trichlorophenol	0.400	0.460	-15.0	97	-0.03
42 S	2-Fluorobiphenyl (SURR)	1.243	1.355	-9.0	91	-0.01
43	Biphenyl	1.472	1.549	-5.2	94	-0.02
44	2-Chloronaphthalene	1.303	1.380	-5.9	93	-0.02
45	Dimethylphthalate	1.314	1.440	-9.6	94	-0.01
46	Acenaphthylene	2.001	2.201	-10.0	94	-0.02
47	2,6-Dinitrotoluene	0.362	0.397	-9.7	94	-0.02
48	2-Nitroaniline	0.413	0.438	-6.0	97	-0.02
49 MC	Acenaphthene	1.167	1.300	-11.4	93	-0.02
50 P	2,4-Dinitrophenol	0.199	0.240	-20.2	97	-0.02
51	Dibenzofuran	1.643	1.783	-8.5	93	-0.02
52 MP	4-Nitrophenol	0.249	0.270	-8.6	90	-0.03
53	3-Nitroaniline	0.447	0.493	-10.5	98	-0.02

(#) = Out of Range

SV139816.D SV1NH.M

Thu Jul 20 08:40:17 2006

Page 1

Data File : Q:\SVOA\MS1_MD\MD0706\MD071906\SV139816.D Vial: 2
 Acq On : 19 Jul 106 5:54 pm Operator: VSC
 Sample : BPG0192-CCV1 Inst : SVOA-MS1
 Misc : Multiplr: 1.00

Method : C:\HPCHEM\1\METHODS\SV1NH.M
 Title : ELEMENT ID: 0607014(SOIL) 0607015(AQUEOUS)
 Last Update : Thu Jul 20 08:37:20 2006
 Response via : Multiple Level Calibration

Min. RRF : 0.000 Min. Rel. Area : 50% Max. R.T. Dev 0.50min
 Max. RRF Dev : 30% Max. Rel. Area : 200%

	Compound	AvgRF	CCRF	%Dev	Area%	Dev(min)
54 M	2,4-Dinitrotoluene	0.461	0.491	-6.5	91	-0.03
55	Fluorene	1.248	1.391	-11.5	92	-0.03
56	2,3,4,6-Tetrachlorophenol	0.292	0.318	-8.8	92	-0.02
57	Diethylphthalate	1.328	1.501	-13.0	95	-0.03
58	4-Chloro-phenyl-phenyl ethe	0.546	0.612	-12.1	92	-0.03
59 I	Phenanthrene-d10	1.000	1.000	0.0	88	-0.03
60	4-Nitroaniline	0.351	0.368	-5.0	93	-0.02
61	4,6-Dinitro-2-Methylphenol	0.195	0.214	-9.6	92	-0.03
62 C	N-nitrosodiphenylamine	0.792	0.848	-7.2	91	-0.02
63	Azobenzene	1.194	1.292	-8.2	95	-0.02
64 S	2,4,6-Tribromophenol (SURR)	0.122	0.121	1.0	89	-0.02
65	4-Bromophenyl-phenylether	0.214	0.221	-3.4	92	-0.03
66	Hexachlorobenzene	0.245	0.246	-0.4	92	-0.03
67 MC	Pentachlorophenol	0.145	0.155	-7.2	96	-0.03
68	Phenanthrene	1.253	1.286	-2.6	89	-0.03
69	Anthracene	1.265	1.336	-5.6	91	-0.03
70	Carbazole	1.304	1.356	-4.0	89	-0.03
71	Di-n-butylphthalate	1.859	1.988	-6.9	93	-0.03
72 C	Fluoranthene	1.213	1.287	-6.2	95	-0.03
73	Benzidine	0.576	0.709	-23.1	117	-0.03
74 I	Chrysene-d12	1.000	1.000	0.0	94	-0.03
75 M	Pyrene	1.652	1.667	-0.9	93	-0.04
76 S	Terphenyl-d14 (SURR)	0.989	0.986	0.3	92	-0.03
77	Butylbenzylphthalate	1.027	1.072	-4.4	94	-0.03
78	3,3'-Dichlorobenzidine	0.499	0.506	-1.4	91	-0.03
79	Benzo(a)anthracene	1.442	1.450	-0.6	95	-0.03
80	Chrysene	1.231	1.262	-2.5	95	-0.02
81	bis(2-Ethylhexyl)phthalate	1.347	1.441	-7.0	98	-0.03
82 I	Perylene-d12	1.000	1.000	0.0	98	-0.03
83 C	Di-n-octylphthalate	2.340	2.439	-4.2	101	-0.02
84	Benzo(b)fluoranthene	1.529	1.549	-1.3	102	-0.04
85	Benzo(k)fluoranthene	1.015	1.000	1.4	97	-0.04
86 C	Benzo(a)pyrene	1.193	1.236	-3.7	100	-0.04
87	Indeno(1,2,3-Cd)Pyrene	1.155	1.368	-18.4	109	-0.04
88	Dibenzo(a,h)Anthracene	0.969	1.129	-16.5	110	-0.03
89	Benzo(g,h,i)perylene	0.963	1.163	-20.8	111	-0.03

(#) = Out of Range
 SV139816.D SV1NH.M

SPCC's out = 0 CCC's out = 0
 Thu Jul 20 08:40:24 2006

**ESS LABORATORY
GCMS1 RUN LOG**

COLUMN DB5MS

BATCH DATE	VIAL #	FILE #	LAB ID	METHOD	COMMENTS / DILUTION / STANDARD ID	ANALYST
7/18/06	20	SV1 39811	BG61512-MSD1	SVINH	did not run	MSL
7/18/06	21	SV1 12	0607164-21	SVINH		SC
7/18/06	22	SV1 13	0607164-22	SVINH		SC
7/19/06	1	SV1 03	Bp60172-Tm1	DFTPP	6613052	SC
	2	SV1 04	Bp60172-CCV1	SVINH	6610021	
	3	SV1 05	BG61512-BLW1		6610022	
	4	SV1 06	BG61512-B51			
	5	SV1 07	BG61512-BSD1			
	6	SV1 08	BG61820-B51			
	7	SV1 09	0607164-07		2x	
	8	SV1 10	0607164-08		2x	
	9	SV1 11	0607164-09		3x	
	10	SV1 12	0607173-03			
	11	SV1 13	BG61512-MS1			
	12	SV1 14	BG61512-MSD1	SVINH		
	1	SV1 15	Bp60192-Tm1	DFTPP	6613052 Bp60193-Tm1	
	2	SV1 16	Bp60192-CCV1	SVINH	6610021	
	3	SV1 17	BG61719-BLW1		6610022	
	4	SV1 18	BG61719-B51			
	5	SV1 19	BG61719-BSD1			
	6	SV1 20	0607162-01		Re-Run added	
	7	SV1 21	BG61719-MS1		not needed?	
	8	SV1 22	0607162-02			
	9	SV1 23	-03			
	10	SV1 24	-04			
	11	SV1 25	0607162-05			
	12	SV1 26	BG61717-BLW1			
	13	SV1 27	BG61717-B51			
	14	SV1 28	BG61717-BSD1			
7/19/06	15	SV1 29	0607161-02	SVINH		MSL

**ESS LABORATORY
GCMS1 RUN LOG**

COLUMN DB5MS

BATCH DATE	VIAL #	FILE #	LAB ID	METHOD	COMMENTS / DILUTION / STANDARD ID	ANALYST
7/19/06	16	SV1 39830	0607162-01 ✓	SVINH	6610022	NR
	17	SV1 31	0607173-17 ✓			
	18	SV1 32	0607164-21 ✓			
	19	SV1 33	0607164-22 ✓			
	20	SV1 34	0607164-24 ✓			
	21	SV1 35	0607173-02 ✓			
7/19/06	22	SV1 36	0607164-23 ✓	SVINH	6610022	NR
7/20/06	1	SV1 37	B26-0216-Turn ✓	DFTPP	6613052	usc
	2	SV1 38	B26-0216-CCU ✓	SVINH	6620055	
	3	SV1 39	0607162-01 ✓		6617086	
	4	SV1 40	B661823-Bla ✓			
	5	SV1 41	B661823-B51 ✓			
	6	SV1 42	B661823-B5D1 ✓			
	7	SV1 43	0607166-01 ✓			
	8	SV1 44	0607166-02 ✓			
	9	SV1 45	0607166-03 ✓			
	10	SV1 46	0607173-01 ✓			
	11	SV1 47	-09 ✓			
	12	SV1 48	-04 ✓		RR 52	
	13	SV1 49	-11 ✓			
	14	SV1 50	0607173-08 ✓	SVINH	RR 52	
	1	SV1 51	B26-0246-Turn ✓	DFTPP	6613052	
	2	SV1 52	B26-0246-CCU ✓	SVINH	6620055	
	3	SV1 53	B661931-Bla ✓		6617086	
	4	SV1 54	B661931-B51 ✓		RR Add Int.	
	5	SV1 55	B661931-B5D1 ✓			
	6	SV1 56	0607246-01 ✓			
	7	SV1 57	B661931-MS1 ✓			
	8	SV1 58	B661931-MSPI ✓			
7/20/06	9	SV1 59	0607246-02 ✓	SVINH		usc

ANALYSIS SEQUENCE

BPG0148

Instrument: SVOA-MS1

Calibration ID: ~~UNASSIGNED~~ *SVINH*

Lab Number	Analysis	Container	Order	Position	STD ID	ISTD ID	Client
BPG0148-TUN1	QC		1		6G13052		
BPG0148-CCV1	QC		2		6G10021	6G01034	
0607134-02	SVOC: 8270/3541 ppb PAH	A	3			6G01034	MACTEC Engineering & Consulting, In
BG61704-BLK1	QC		4			6G01034	
BG61704-BS1	QC		5			6G01034	
BG61704-BSD1	QC		6			6G01034	
0607164-15	SVOC: 8270/3541 ppb PAH	A	7			6G01034	MACTEC Engineering & Consulting, In
BG61704-MS1	QC		8			6G01034	
BG61704-MSD1	QC		9			6G01034	
0607173-16	SVOC: 8270/3541 ppb PAH	A	10			6G01034	MACTEC Engineering & Consulting, In
0607173-18	SVOC: 8270/3541 ppb PAH	A	11			6G01034	MACTEC Engineering & Consulting, In

Samples Loaded By

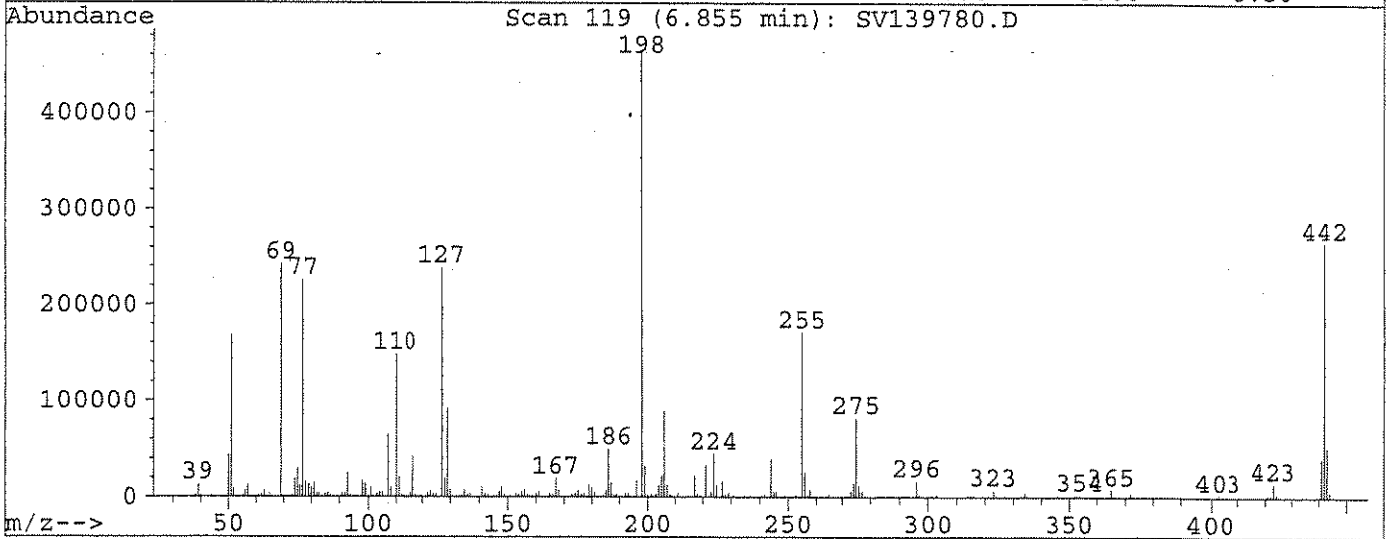
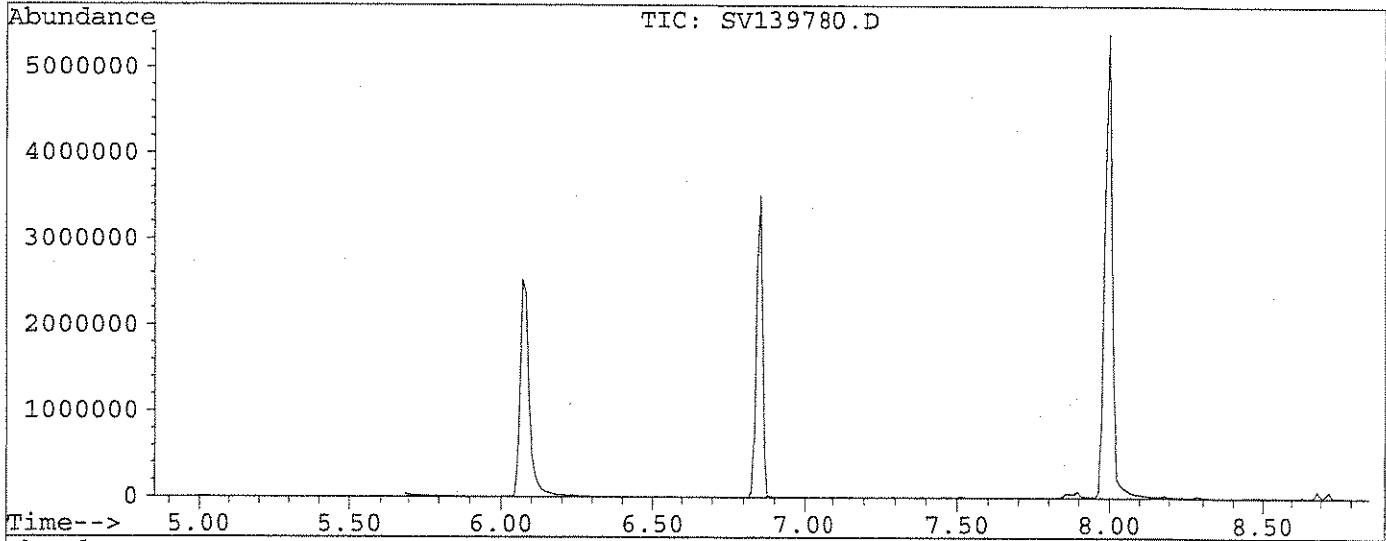
Date

Data Processed By

Date

Data File : Q:\SVOA\MS1_MD\MD0706\MD071806\SV139780.D Vial: 1
 Acq On : 18 Jul 106 9:56 am Operator: VSC
 Sample : BPG0148-TUN1 Inst : SVOA-MS1
 Misc : Multiplr: 1.00

Method : C:\HPCHEM\1\METHODS\SV1NH.M
 Title : ELEMENT ID: 0607014(SOIL) 0607015(AQUEOUS)



Peak Apex is scan: 119

Target Mass	Rel. to Mass	Lower Limit%	Upper Limit%	Rel. Abn%	Raw Abn	Result Pass/Fail
51	198	30	60	36.3	167808	PASS
68	69	0	2	0.0	0	PASS
69	198	0	100	52.3	241984	PASS
70	69	0	2	0.0	0	PASS
127	198	40	60	51.5	238080	PASS
197	198	0	1	0.0	0	PASS
198	198	100	100	100.0	462400	PASS
199	198	5	9	6.8	31232	PASS
275	198	10	30	17.7	81792	PASS
365	198	1	100	1.6	7296	PASS
441	443	0	100	77.4	39480	PASS
442	198	40	100	57.4	265344	PASS
443	442	17	23	19.2	50984	PASS

Quantitation Report

Data File : Q:\SVOA\MS1_MD\MD0706\MD071806\SV139781.D Vial: 2
 Acq On : 18 Jul 106 10:16 am Operator: VSC
 Sample : BPG0148-CCV1 Inst : SVOA-MS1
 Misc : Multiplr: 1.00
 Quant Time: Jul 18 10:47 19106

Method : C:\HPCHEM\1\METHODS\SV1NH.M
 Title : ELEMENT ID: 0607014(SOIL) 0607015(AQUEOUS)
 Last Update : Tue Jul 18 15:00:25 2006
 Response via : Multiple Level Calibration

Internal Standards	R.T.	QIon	Response	Conc	Units	Dev(Min)
1) 1,4-Dichlorobenzene-d4	3.52	152	698935	40.00	ng/uL	-0.04
22) Naphthalene-d8	4.85	136	2468047	40.00	ng/uL	-0.03
38) Acenaphthene-d10	7.15	164	1154515	40.00	ng/uL	-0.06
59) Phenanthrene-d10	9.66	188	1566509	40.00	ng/uL	-0.07
74) Chrysene-d12	14.78	240	1316743	40.00	ng/uL	-0.06
82) Perylene-d12	17.38	264	1401350	40.00	ng/uL	-0.06

System Monitoring Compounds	R.T.	QIon	Response	Conc	Units	%Recovery
4) 2-Fluorophenol (SURR)	1.45	112	1235574	47.76	ng/uL	31.84%
6) Phenol-d5 (SURR)	3.24	99	1786628	55.32	ng/uL	36.88%
10) 2-Chlorophenol-d4 (SURR)	3.31	132	1321380	53.08	ng/uL	35.39%
13) 1,2-Dichlorobenzene-d4 (SUR)	3.73	152	771122	52.81	ng/uL	52.81%
23) Nitrobenzene-d5 (SURR)	4.15	82	1263889	53.17	ng/uL	53.17%
42) 2-Fluorobiphenyl (SURR)	6.20	172	1886752	52.58	ng/uL	52.58%
64) 2,4,6-Tribromophenol (SURR)	8.48	330	245169	51.29	ng/uL	34.19%
76) Terphenyl-d14 (SURR)	12.82	244	1645532	50.56	ng/uL	50.56%

Target Compounds	R.T.	QIon	Response	Conc	Units	Qvalue
2) N-Nitrosodimethylamine	0.71	74	61110	49.75	ng/uL	90
3) Pyridine	0.71	79	104920	48.45	ng/uL	96
5) bis(2-Chloroethyl) ether	3.31	93	1429168	53.37	ng/uL	96
7) 2-Chlorophenol	3.33	128	1299774	51.80	ng/uL	97
8) Phenol	3.26	94	2241190	55.96	ng/uL	76
9) Aniline	3.21	93	2197470	54.05	ng/uL	89
11) 1,3-Dichlorobenzene	3.48	146	1395732	51.91	ng/uLm	100
12) 1,4-Dichlorobenzene	3.54	146	1405318	51.55	ng/uL	99
14) 1,2-Dichlorobenzene	3.75	146	1222718	51.30	ng/uL	99
15) Benzyl Alcohol	3.74	79	879280	49.15	ng/uL	89
16) bis(2-chloroisopropyl) EtHe	3.91	45	1663808	53.39	ng/uL	100
17) 2-Methylphenol	3.90	108	1252923	54.27	ng/uL	99
18) Acetophenone	4.01	105	1643502	51.85	ng/uL	91
19) N-Nitroso-Di-n-Propylamine	4.06	70	811181	49.67	ng/uL	96
20) Hexachloroethane	4.06	117	507600	49.25	ng/uL	87
21) 3+4-Methylphenol	4.07	108	1255630	53.40	ng/uL	96
24) Nitrobenzene	4.17	77	1169339	50.48	ng/uL	99
25) Isophorone	4.41	82	2417458	51.84	ng/uL	98
26) 2-Nitrophenol	4.48	139	815317	55.36	ng/uL	90
27) Benzoic Acid	4.81	105	1050547	52.44	ng/uL	96
28) 2,4-Dimethylphenol	4.56	107	1182858	55.55	ng/uL	97
29) bis(2-Chloroethoxy) methane	4.65	93	1664048	53.42	ng/uL	98
30) 2,4-Dichlorophenol	4.73	162	939164	52.91	ng/uL	99
31) 1,2,4-Trichlorobenzene	4.81	180	888793	50.94	ng/uL	99
32) Naphthalene	4.87	128	3095208	51.95	ng/uL	100
33) 4-Chloroaniline	4.97	127	1406398	53.14	ng/uL	100
34) Hexachlorobutadiene	5.08	225	404863	52.91	ng/uL	99
35) 4-Chloro-3-Methylphenol	5.58	107	1053647	54.82	ng/uL	98
36) 2-Methylnaphthalene	5.66	142	2122222	52.68	ng/uL	99
37) 1-Methylnaphthalene	5.80	142	2039590	50.75	ng/uL	100
39) Hexachlorocyclopentadiene	5.97	237	429041	62.19	ng/uL	99
40) 2,4,6-Trichlorophenol	6.10	196	543702	49.55	ng/uLm	99
41) 2,4,5-Trichlorophenol	6.16	196	639205	55.43	ng/uL	99
43) Biphenyl	6.32	154	2115692	49.79	ng/uL	98
44) 2-Chloronaphthalene	6.31	162	1634420	43.45	ng/uLm	97
45) Dimethylphthalate	6.88	163	1974971	52.09	ng/uL	99
46) Acenaphthylene	6.91	152	3071871	53.18	ng/uL	99
47) 2,6-Dinitrotoluene	6.96	165	548359	52.50	ng/uL	99
48) 2-Nitroaniline	6.53	65	601484	50.43	ng/uL	93

(#) = qualifier out of range (m) = manual integration
 SV139781.D SV1NH.M Tue Jul 18 15:01:41 2006

Quantitation Report

Data File : Q:\SVOA\MS1_MD\MD0706\MD071806\SV139781.D Vial: 2
 Acq On : 18 Jul 106 10:16 am Operator: VSC
 Sample : BPG0148-CCV1 Inst : SVOA-MS1
 Misc : Multiplr: 1.00
 Quant Time: Jul 18 10:47 19106

Method : C:\HPCHEM\1\METHODS\SV1NH.M
 Title : ELEMENT ID: 0607014(SOIL) 0607015(AQUEOUS)
 Last Update : Tue Jul 18 15:00:25 2006
 Response via : Multiple Level Calibration

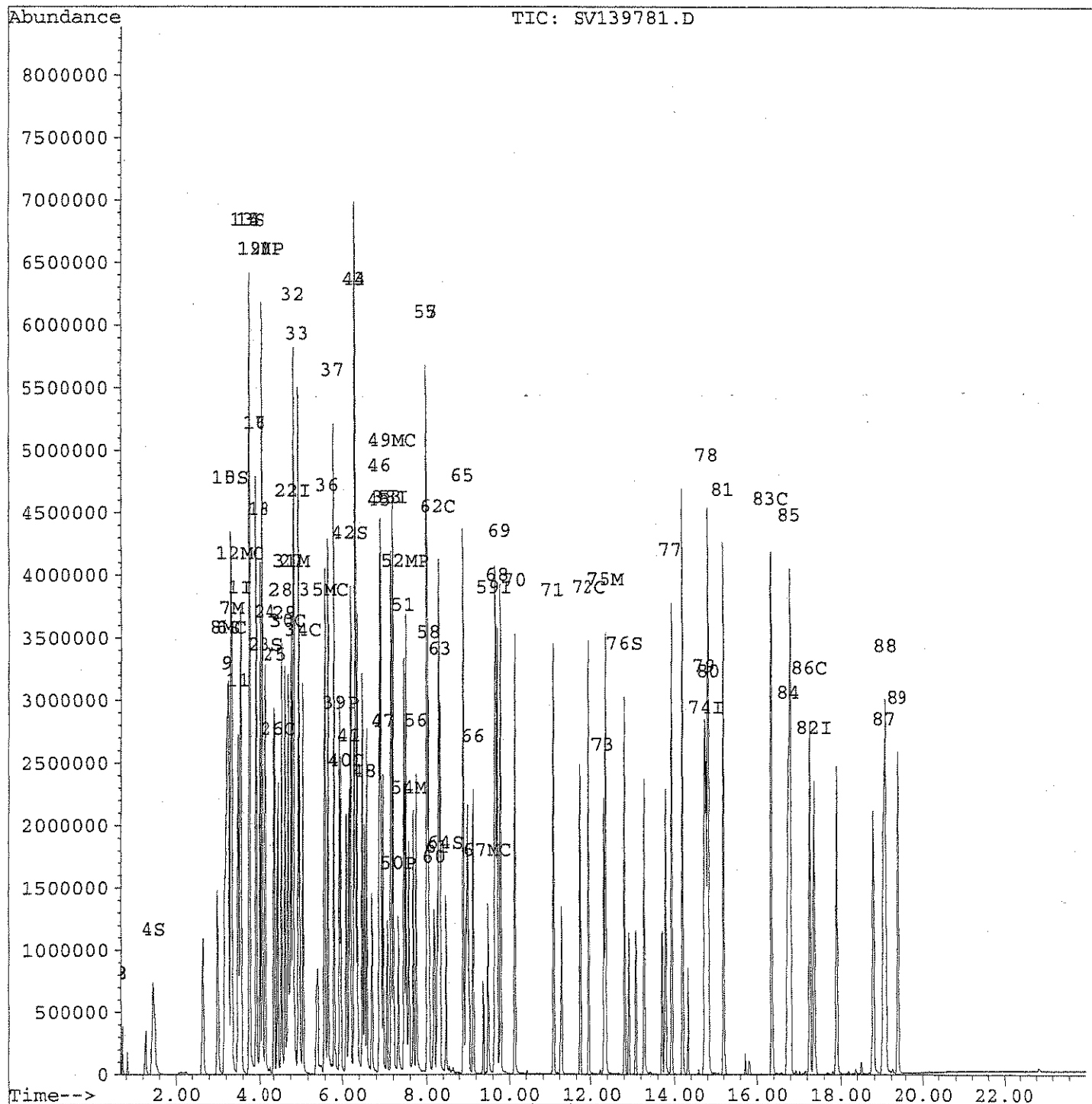
Compound	R.T.	QIon	Response	Conc	Unit	Qvalue
49) Acenaphthene	7.21	153	1799334	53.41	ng/uL	99
50) 2,4-Dinitrophenol	7.32	184	360016	53.64	ng/uL	92
51) Dibenzofuran	7.46	168	2497084	52.66	ng/uL	97
52) 4-Nitrophenol	7.51	65	368404	51.32	ng/uL	95
53) 3-Nitroaniline	7.16	65	686477	53.25	ng/uL	95
54) 2,4-Dinitrotoluene	7.58	165	710932	53.42	ng/uL	90
55) Fluorene	8.03	166	1910592	53.06	ng/uL	100
56) 2,3,4,6-Tetrachlorophenol	7.76	232	457341	54.18	ng/uL	99
57) Diethylphthalate	8.04	149	1992143	51.98	ng/uL	98
58) 4-Chloro-phenyl-phenyl eth	8.07	204	854268	54.20	ng/uL	96
60) 4-Nitroaniline	8.19	138	756304	55.09	ng/uLm	1
61) 4,6-Dinitro-2-Methylphenol	8.27	198	452885	54.67	ng/uLm	97
62) N-nitrosodiphenylamine	8.31	169	1670814	53.90	ng/uLm	99
63) Azobenzene	8.33	77	2551702	54.58	ng/uLm	99
65) 4-Bromophenyl-phenylether	8.91	248	449011	53.58	ng/uLm	91
66) Hexachlorobenzene	9.13	284	501913	52.20	ng/uLm	98
67) Pentachlorophenol	9.48	266	293210	48.85	ng/uLm	98
68) Phenanthrene	9.72	178	2573916	52.45	ng/uLm	100
69) Anthracene	9.80	178	2619163	52.86	ng/uLm	100
70) Carbazole	10.15	167	2731449	53.50	ng/uLm	99
71) Di-n-butylphthalate	11.06	149	3946972	54.20	ng/uLm	100
72) Fluoranthene	11.96	202	2588852	54.52	ng/uLm	93
73) Benzidine	12.31	184	1513925	67.08	ng/uLm	94
75) Pyrene	12.36	202	2700446	49.66	ng/uL	93
77) Butylbenzylphthalate	13.94	149	1752857	51.85	ng/uL	98
78) 3,3'-Dichlorobenzidine	14.82	252	837234	50.94	ng/uL	98
79) Benzo(a)anthracene	14.74	228	2411555	50.81	ng/uLm	96
80) Chrysene	14.84	228	2059473	50.81	ng/uL	99
81) bis(2-Ethylhexyl)phthalate	15.20	149	2337086	52.72	ng/uL	98
83) Di-n-octylphthalate	16.35	149	4148135	50.61	ng/uLm	73
84) Benzo(b)fluoranthene	16.76	252	3112231	58.08	ng/uLm	97
85) Benzo(k)fluoranthene	16.82	252	1329602	37.98	ng/uL	90
86) Benzo(a)pyrene	17.28	252	2208665	52.85	ng/uL	96
87) Indeno(1,2,3-Cd)Pyrene	19.03	276	2425056	59.92	ng/uL	99
88) Dibenzo(a,h)Anthracene	19.07	278	1971947	58.08	ng/uL	100
89) Benzo(g,h,i)perylene	19.39	276	2071131	61.39	ng/uL	98

(#) = qualifier out of range (m) = manual integration
 SV139781.D SV1NH.M Tue Jul 18 15:01:43 2006

Quantitation Report

Data File : Q:\SVOA\MS1_MD\MD0706\MD071806\SV139781.D Vial: 2
Acq On : 18 Jul 106 10:16 am Operator: VSC
Sample : BPG0148-CCV1 Inst : SVOA-MS1
Misc : Multiplr: 1.00
Quant Time: Jul 18 10:47 19106

Method : C:\HPCHEM\1\METHODS\SV1NH.M
Title : ELEMENT ID: 0607014(SOIL) 0607015(AQUEOUS)
Last Update : Tue Jul 18 15:00:25 2006
Response via : Multiple Level Calibration



Evaluate Continuing Calibration Report

Data File : Q:\SVOA\MS1_MD\MD0706\MD071806\SV139781.D Vial: 2
 Acq On : 18 Jul 106 10:16 am Operator: VSC
 Sample : BPG0148-CCV1 Inst : SVOA-MS1
 Misc : Multiplr: 1.00

Method : C:\HPCHEM\1\METHODS\SV1NH.M
 Title : ELEMENT ID: 0607014(SOIL) 0607015(AQUEOUS)
 Last Update : Tue Jul 18 15:00:25 2006
 Response via : Multiple Level Calibration

Min. RRF : 0.000 Min. Rel. Area : 50% Max. R.T. Dev 0.50min
 Max. RRF Dev : 30% Max. Rel. Area : 200%

	Compound	AvgRF	CCRF	%Dev	Area%	Dev(min)
1 I	1,4-Dichlorobenzene-d4	1.000	1.000	0.0	136	-0.04
2	N-Nitrosodimethylamine	0.070	0.070	0.5	147	-0.01
3	Pyridine	0.124	0.120	3.1	138	-0.01
4 S	2-Fluorophenol (SURR)	1.480	1.414	4.5	130	-0.05
5	bis(2-Chloroethyl)ether	1.532	1.636	-6.7	139	-0.03
6 S	Phenol-d5 (SURR)	1.848	2.045	-10.6	145	-0.03
7 M	2-Chlorophenol	1.436	1.488	-3.6	138	-0.03
8 MC	Phenol	2.292	2.565	-11.9	154	-0.03
9	Aniline	2.327	2.515	-8.1	145	-0.03
10 S	2-Chlorophenol-d4 (SURR)	1.425	1.512	-6.2	140	-0.03
11	1,3-Dichlorobenzene	1.539	1.598	-3.8	143	-0.03
12 MC	1,4-Dichlorobenzene	1.560	1.609	-3.1	138	-0.03
13 S	1,2 Dichlorobenzene-d4 (SURR)	0.836	0.883	-5.6	139	-0.03
14	1,2-Dichlorobenzene	1.364	1.400	-2.6	138	-0.03
15	Benzyl Alcohol	1.024	1.006	1.7	130	-0.03
16	bis(2-chloroisopropyl)Ether	1.784	1.904	-6.8	141	-0.03
17	2-Methylphenol	1.321	1.434	-8.5	144	-0.03
18	Acetophenone	1.814	1.881	-3.7	139	-0.03
19 MP	N-Nitroso-Di-n-Propylamine	0.935	0.928	0.7	136	-0.03
20	Hexachloroethane	0.590	0.581	1.5	135	-0.03
21	3+4-Methylphenol	1.346	1.437	-6.8	137	-0.03
22 I	Naphthalene-d8	1.000	1.000	0.0	134	-0.03
23 S	Nitrobenzene-d5 (SURR)	0.385	0.410	-6.3	142	-0.03
24	Nitrobenzene	0.375	0.379	-1.0	134	-0.03
25	Isophorone	0.756	0.784	-3.7	143	-0.03
26 C	2-Nitrophenol	0.239	0.264	-10.7	146	-0.03
27	Benzoic Acid	0.298	0.341	-14.4	146	-0.02
28	2,4-Dimethylphenol	0.345	0.383	-11.1	155	-0.03
29	bis(2-Chloroethoxy)methane	0.505	0.539	-6.8	150	-0.03
30 C	2,4-Dichlorophenol	0.288	0.304	-5.8	142	-0.04
31 M	1,2,4-Trichlorobenzene	0.283	0.288	-1.9	139	-0.03
32	Naphthalene	0.966	1.003	-3.9	140	-0.03
33	4-Chloroaniline	0.429	0.456	-6.3	137	-0.04
34 C	Hexachlorobutadiene	0.124	0.131	-5.8	139	-0.04
35 MC	4-Chloro-3-Methylphenol	0.311	0.342	-9.6	138	-0.04
36	2-Methylnaphthalene	0.653	0.688	-5.4	143	-0.04
37	1-Methylnaphthalene	0.651	0.661	-1.5	137	-0.04
38 I	Acenaphthene-d10	1.000	1.000	0.0	139	-0.05
39 P	Hexachlorocyclopentadiene	0.239	0.297	-24.4	196	-0.04
40 C	2,4,6-Trichlorophenol	0.380	0.377	0.9	136	-0.04
41	2,4,5-Trichlorophenol	0.400	0.443	-10.9	146	-0.04
42 S	2-Fluorobiphenyl (SURR)	1.243	1.307	-5.2	137	-0.04
43	Biphenyl	1.472	1.466	0.4	139	-0.04
44	2-Chloronaphthalene	1.303	1.133	13.1	120	-0.04
45	Dimethylphthalate	1.314	1.369	-4.2	140	-0.05
46	Acenaphthylene	2.001	2.129	-6.4	142	-0.05
47	2,6-Dinitrotoluene	0.362	0.380	-5.0	141	-0.04
48	2-Nitroaniline	0.413	0.417	-0.9	144	-0.05
49 MC	Acenaphthene	1.167	1.247	-6.8	140	-0.04
50 P	2,4-Dinitrophenol	0.199	0.249	-25.1	158	-0.05
51	Dibenzofuran	1.643	1.730	-5.3	141	-0.05
52 MP	4-Nitrophenol	0.249	0.255	-2.6	132	-0.05
53	3-Nitroaniline	0.447	0.476	-6.5	148	-0.05

(#) = Out of Range

SV139781.D SV1NH.M

Tue Jul 18 15:02:08 2006

Evaluate Continuing Calibration Report

Data File : Q:\SVOA\MS1_MD\MD0706\MD071806\SV139781.D Vial: 2
 Acq On : 18 Jul 106 10:16 am Operator: VSC
 Sample : BPG0148-CCV1 Inst : SVOA-MS1
 Misc : Multiplr: 1.00

Method : C:\HPCHEM\1\METHODS\SV1NH.M
 Title : ELEMENT ID: 0607014(SOIL) 0607015(AQUEOUS)
 Last Update : Tue Jul 18 15:00:25 2006
 Response via : Multiple Level Calibration

Min. RRF : 0.000 Min. Rel. Area : 50% Max. R.T. Dev 0.50min
 Max. RRF Dev : 30% Max. Rel. Area : 200%

Compound		AvgRF	CCRF	%Dev	Area%	Dev(min)
54 M	2,4-Dinitrotoluene	0.461	0.493	-6.8	142	-0.05
55	Fluorene	1.248	1.324	-6.1	137	-0.05
56	2,3,4,6-Tetrachlorophenol	0.292	0.317	-8.4	144	-0.05
57	Diethylphthalate	1.328	1.380	-4.0	137	-0.05
58	4-Chloro-phenyl-phenyl ethe	0.546	0.592	-8.4	138	-0.05
59 I	Phenanthrene-d10	1.000	1.000	0.0	132	-0.06
60	4-Nitroaniline	0.351	0.386	-10.2	147	-0.05
61	4,6-Dinitro-2-Methylphenol	0.195	0.231	-18.4	150	-0.05
62 C	N-nitrosodiphenylamine	0.792	0.853	-7.8	138	-0.05
63	Azobenzene	1.194	1.303	-9.2	144	-0.06
64 S	2,4,6-Tribromophenol (SURR)	0.122	0.125	-2.6	139	-0.05
65	4-Bromophenyl-phenylether	0.214	0.229	-7.2	144	-0.05
66	Hexachlorobenzene	0.245	0.256	-4.4	144	-0.05
67 MC	Pentachlorophenol	0.145	0.150	-3.6	140	-0.06
68	Phenanthrene	1.253	1.314	-4.9	138	-0.05
69	Anthracene	1.265	1.338	-5.7	137	-0.05
70	Carbazole	1.304	1.395	-7.0	138	-0.05
71	Di-n-butylphthalate	1.859	2.016	-8.4	142	-0.05
72 C	Fluoranthene	1.213	1.322	-9.0	147	-0.05
73	Benzidine	0.576	0.773	-34.2#	192	-0.06
74 I	Chrysene-d12	1.000	1.000	0.0	144	-0.06
75 M	Pyrene	1.652	1.641	0.7	140	-0.06
76 S	Terphenyl-d14 (SURR)	0.989	1.000	-1.1	142	-0.05
77	Butylbenzylphthalate	1.027	1.065	-3.7	144	-0.05
78	3,3'-Dichlorobenzidine	0.499	0.509	-1.9	141	-0.06
79	Benzo(a)anthracene	1.442	1.465	-1.6	147	-0.07
80	Chrysene	1.231	1.251	-1.6	144	-0.06
81	bis(2-Ethylhexyl)phthalate	1.347	1.420	-5.4	148	-0.04
82 I	Perylene-d12	1.000	1.000	0.0	152	-0.06
83 C	Di-n-octylphthalate	2.340	2.368	-1.2	151	-0.05
84	Benzo(b)fluoranthene	1.529	1.777	-16.2	180	-0.07
85	Benzo(k)fluoranthene	1.015	0.759	25.2	114	-0.06
86 C	Benzo(a)pyrene	1.193	1.261	-5.7	158	-0.07
87	Indeno(1,2,3-Cd)Pyrene	1.155	1.384	-19.8	170	-0.07
88	Dibenzo(a,h)Anthracene	0.969	1.126	-16.2	169	-0.07
89	Benzo(g,h,i)perylene	0.963	1.182	-22.8	174	-0.06

ESS LABORATORY GCMS1 RUN LOG

(X) 7/18/06
6 errors

COLUMN DB5MS

BATCH DATE	VIAL #	FILE #	LAB ID	METHOD	COMMENTS / DILUTION / STANDARD ID	ANALYST
7/17/06	1	SV135757	B060141 -TUM1	DPTDP	Final B060142 (502L)	ML
	1	SV1 52	B060141 -TUM1	DPTDP	Final	
	1	SV1 53	B060141 -TUM1	DPTDP	66-13032 B06-0157 AR	
	2	SV1 54	B060141 -CCU1	WINH	66-10021	
	2	SV1 55	B060141 -CCU1		66-10021	
	3	SV1 56	B661338-B1K1 ✓		66D022	
	4	SV1 57	-B31 ✓			
	5	SV1 58	-B301 ✓			
	6	SV1 59	060705122 ✓			
	7	SV1 60	B661329-B1K1 ✓ (X)		0607120-06 ✓	
	8	SV1 61	-B31 ✓ (X)		RA 12 B661329-060 ✓	
	9	SV1 62	-B301 ✓ (X)		B661329-B51 ✓	
	10	SV1 63	060705122 ✓ (X)		B661329-B501 ✓	
	11	SV1 64	-4M1 ✓ (X)		0607120-01 ✓	
	12	SV1 65	-4M1 ✓ (X)		0607120-01MS RR ✓	
	13	SV1 66	-02 ✓			
	14	SV1 67	-03 ✓			
	15	SV1 68	-04 ✓			
	16	SV1 69	-05 ✓			
	17	SV1 70	0607185-01 ✓			
	18	SV1 71	0607185-01 ✓			
	19	SV1 72	0607185-05 ✓			
	20	SV1 73	-01 X		Not needed	
	21	SV1 74	0607164-09 ✓		X10	
	22	SV1 75	-05 ✓		X10	
	23	SV1 76	-06 ✓		XL ✓	
	24	SV1 77	-07		XL post Time Time	
	25	SV1 78	-08		XL MR	
7/17/06	26	SV1 79	-09	WINH	X5 MR	ML
7/18/06	1	SV1 80	B060148 -TUM1	DPTDP	66-13032	RSC

**ESS LABORATORY
GCMS1 RUN LOG**

COLUMN DB5MS

BATCH DATE	VIAL #	FILE #	LAB ID	METHOD	COMMENTS / DILUTION / STANDARD ID	ANALYST
7/18/06	2	SV1 81	B660148-CW1 0607134-02 ✓	SVINH	6610021	VSC
	3	SV1 82	0607134-02 ✓		6610022	
	4	SV1 83	B661704-BK1 ✓			
	5	SV1 84	B661704-BS1 ✓			
	6	SV1 85	B661704-BSD1 ✓			
	7	SV1 86	0607164-15 ✓			
	8	SV1 87	0607173-18 ✓			
	9	SV1 88	0607173-16 ✓			
	10	SV1 89	B661704-MS1 ✓			
	11	SV1 90	B661704-MSD1 ✓			
7/18/06	12	SV1 91	0607173-17 ✓	SVINH	RR Bad SNT.	VSE
7/18/06	1	SV1 92	B660163-TM1 ✓	PFTOP	661302 B660177	VSC
	2	SV1 93	B660163-CW1 ✓	SVINH	6610021	
	3	SV1 94	B661822-BK1 ✓		6610022	
	4	SV1 95	B661822-BS1 x		RR Bad SNT.	
	5	SV1 96	B661822-BSD1 ✓			
	6	SV1 97	0607208-01 ✓			
	7	SV1 98	B661822-MS1 ✓			
	8	SV1 39799	B661822-MSD1 ✓			
	9	SV1 39800	0607208-02 ✓			
	10	SV1 01	0607208-03 ✓			
	11	SV1 02	0607120-01MS ✓			
	12	SV1 03	0607164-07 ✓		2x Power	
	13	SV1 04	0607164-08 ✓		2x Failure	
	14	SV1 05	0607164-09 ✓		5x will not run	
	15	SV1 06	B661512-BK1 ✓			
	16	SV1 07	B661512-BS1 ✓			
	17	SV1 08	B661512-BSD1 ✓			
	18	SV1 09	0607173-01 ✓			
7/18/06	19	SV1 10	B661512-MS1 ✓	SVINH		VSC

Semi-Volatile Organics Logbooks

ESS Organic Preparation Logbook

Project #: 0607134 Surrogate ID# A 06716064 Matrix Spike ID# D 0611058 Analytical Matrix: 0071
 Prep Date: 7/13/06 Batch ID: SX066007 Extraction Time: Start 0600 Finish: ---
 Extraction Method: 3F41 CNA

ESS ID	Vol(mL)/ Wt(g)	Surrogate (ul or ml)	Matrix Spike (ul or ml)	Extract Vol (ml) Hex/CH ₂ Cl ₂	Transfer Vol #1 (ml) Hex/CH ₂ Cl ₂	Transfer Vol #2 (ml) Hex/CH ₂ Cl ₂	Transfer Date	Bath Temp (C)	pH	Discard Bottle	Comments	1st Rvw Init.	Witness Init.	2nd Rvw Init.
SX0661307-0	20.0	1A NA	1A NA	1	1	NA	7/13/06	40	NA	NA		EM	NM	MC
-01	20.0	1A	1A	1	1									
-02	20.0	1A	1A	1	1									
-03	20.0	1B	0.001	1	1									
-04	20.0	1B	0.001	1	1									
0607134-01	19.4	1A NA	1A NA	1	1									
-05	19.9	1A	1A	1	1									
-06	20.0	1A	1A	1	1									
-07	20.9	1A NA	1A NA	1	1									
-08	19.7	1A	1A	1	1									
-09	19.1	1A	1A	1	1									
-10	20.4	1A NA	1A NA	1	1									
-11	20.5	1A	1A	1	1									
-12	19.9	1A	1A	1	1									
-13	20.1	1A	1A	1	1		7/17/06	40	NA	NA		EM	NM	MC
-14	20.9	1A NA	1A NA	1	1	NA						EM	NM	MC

Acid Washed: Y N Florisid: Y N Silica Column/Carbon prep: Y N
 H₂SO₄ ID# NA Cu ID# NA Lot# NA Lot # NA Method #(s): 0231

Prepared By: EM Glasswool: MINI 2000 CH₂Cl₂ lot # C0609 NaOH ID# NA
 Hexane lot# NA Na₂SO₄ ID# 0611058
 Acetone lot# NA BATCH ID/Test: B66007

ESS Organic Preparation Logbook

Project #: 0607134 0607173

Prep Date: 7/15/06

Batch ID: 5x046512

Extraction Method: 354

Surrogate ID#

A 6613065

B 6613071

C MA

F

Matrix Spike ID#

D 6611054

E

F

Analytical Matrix: Soil

Extraction Time:

Start: 12:30 pm

Finish:

Split Extraction*

* Half of the final extract volume (0.5ml) is exchanged into 5ml 5ml hexane and transferred as Vol 1. The other half (0.5ml CH₂Cl₂) is transferred as Volume 2.

ESS ID	Vol(ml)/Wt.(g)	Surrogate (ul or ml)	Matrix Spike (ul or ml)	Extract Vol (ml) Hex/CH ₂ Cl ₂	Transfer Vol #1 (ml) Hex/CH ₂ Cl ₂	Transfer Vol #2 (ml) Hex/CH ₂ Cl ₂	Transfer Date	Bath Temp (C)	pH	Discard	Comments	1st Rvw Init.	Witness Init.	2nd Rvw Init.
0607173-01	20.0	1A	MA			MA	7/15/06	60	MA	MA		MA	MA	MA
0607173-02	19.8	1A												
0607173-03	19.7	1A												
0607173-04	19.8	1A												
0607173-05	19.4	1A												
0607173-06	19.4	1A												
0607173-07	19.6	1A	MA											
0607173-08	19.5	1A												
0607173-09	19.6	1A												
0607173-10	19.5	1A												
0607173-11	19.5	1A												
0607173-12	19.6	1A												
0607173-13	19.8	1A												
0607173-14	19.8	1A												
0607173-15	20.4	1A												
0607173-16	19.8	1A												
0607173-17	20.1	1A												
0607173-18	20.4	1A	MA			MA	7/15/06	40	MA	MA		MA	MA	MA

- Analysis Performed
- PCB
 - B/N SVOA
 - SVOA
 - LL PAH
 - PEST
 - TPH/GC
 - BIS-2
 - PAH

CH₂Cl₂ lot # CR111 NaOH ID# MA
 Hexane lot# MA Na₂SO₄ ID# PR12 07030612
 Acetone lot# MA
 BATCH ID/Test: 3566512

Prepared By: MA Glasswool: MS H 062606 Method #(s): 8270
 **Check off column if entire sample used and bottle discarded.
 Control #50.0001-0603A

continued from previous page

ESS Organic Preparation Logbook

Project #: 0607134
 Prep Date: 0607173
 Batch ID: 38B461512
 Extraction Method: 3511
 Surrogate ID# A 6613665 Matrix Spike ID# NA Analytical Matrix: SU
 D NA E NA F NA
 Start: 12:30 pm Finish: _____
 * Half of the final extract volume (0.5ml) is exchanged into 5ml 5ml hexane and transferred as Vol 1. The other half (0.5ml CH₂Cl₂) is transferred as Volume 2.

ESS ID	Vol(ml)/ Wt.(g)	Surrogate (ul or ml)	Matrix Spike (ul or ml)	Extract Vol (ml) Hex/CH ₂ Cl ₂	Transfer Vol #1 (ml) Hex/CH ₂ Cl ₂	Transfer Vol #2 (ml) Hex/CH ₂ Cl ₂	Transfer Date	Bath Temp (C)	pH	Discard bottle	Comments	1st Rvw Init.	Witness Init.	2nd Rvw Init.	Analysis Performed
0607173-15	19.9	1A	NA		NA	NA	7/15/66	40	NA	NA		NA	W D	NA	PCB <input type="checkbox"/>
0607134-02	20.6	1A	NA		NA	NA	7/15/66	40	NA	NA	Reextract	NA	SPH	NA	BIN SVOA <input type="checkbox"/>
															SVOA <input type="checkbox"/>
															LL PAH <input checked="" type="checkbox"/>
															PEST <input type="checkbox"/>
															TPH/GC <input type="checkbox"/>
															BIS-2 <input type="checkbox"/>
															PAH <input type="checkbox"/>

Acid Washed: H₂SO₄ ID# NA Cu Cleaned: Cu ID# NA Florisil: Lot# NA Silica Column/Carbon prep: Lot # NA
 Prepared By: Just Glasswool PR 110626612 Method #(s): 8270 CH₂Cl₂ lot # CR 111 NaOH ID# NA
 Hexane lot# NA Na₂SO₄ ID# PR 11070306R
 Acetone lot# NA Batch ID/Test: 3461512

**Check off column if entire sample used and bottle discarded.

Semi-Volatile Organics Data Package

(LLSIMS)

Semi-Volatile Organics Sample Data

ESS Laboratory

Division of Thielsch Engineering, Inc.

CERTIFICATE OF ANALYSIS

Client Name: MACTEC Engineering & Consulting, Inc.
Client Project ID: Providence Gorham Site
Client Sample ID: SS-SI26
Date Sampled: 07/12/06 13:00
Percent Solids: 19
Initial Volume: 19.4
Final Volume: 1
Extraction Method: 3541

ESS Laboratory Work Order: 0607134
ESS Laboratory Sample ID: 0607134-01
Sample Matrix: Soil
Analyst: JLS
Prepared: 07/13/06

8270C(SIM) Polynuclear Aromatic Hydrocarbons

<u>Analyte</u>	<u>Results</u>	<u>Units</u>	<u>MRL</u>	<u>DF</u>	<u>Analyzed</u>
1-Methylnaphthalene	ND	ug/Kg dry	136	1	07/19/06
2-Methylnaphthalene	ND	ug/Kg dry	136	1	07/19/06
Acenaphthene	ND	ug/Kg dry	136	1	07/19/06
Acenaphthylene	ND	ug/Kg dry	136	1	07/19/06
Anthracene	165	ug/Kg dry	136	1	07/19/06
Benzo(a)anthracene	515	ug/Kg dry	136	1	07/19/06
Benzo(a)pyrene	534	ug/Kg dry	136	1	07/19/06
Benzo(b)fluoranthene	765	ug/Kg dry	136	1	07/19/06
Benzo(g,h,i)perylene	138	ug/Kg dry	136	1	07/19/06
Benzo(k)fluoranthene	ND	ug/Kg dry	136	1	07/19/06
Chrysene	548	ug/Kg dry	136	1	07/19/06
Dibenzo(a,h)Anthracene	ND	ug/Kg dry	136	1	07/19/06
Fluoranthene	1290	ug/Kg dry	136	1	07/19/06
Fluorene	ND	ug/Kg dry	136	1	07/19/06
Indeno(1,2,3-cd)Pyrene	147	ug/Kg dry	136	1	07/19/06
Naphthalene	ND	ug/Kg dry	136	1	07/19/06
Phenanthrene	738	ug/Kg dry	136	1	07/19/06
Pyrene	1060	ug/Kg dry	136	1	07/19/06

	<u>%Recovery</u>	<u>Qualifier</u>	<u>Limits</u>
Surrogate: 1,2-Dichlorobenzene-d4	34 %		30-130
Surrogate: 2-Fluorobiphenyl	39 %		30-130
Surrogate: Nitrobenzene-d5	36 %		30-130
Surrogate: p-Terphenyl-d14	40 %		30-130

ESS Laboratory

Division of Thielsch Engineering, Inc.

CERTIFICATE OF ANALYSIS

Client Name: MACTEC Engineering & Consulting, Inc.
Client Project ID: Providence Gorham Site
Client Sample ID: SS-SI27
Date Sampled: 07/12/06 13:15
Percent Solids: 82
Initial Volume: 20.6
Final Volume: 1
Extraction Method: 3541

ESS Laboratory Work Order: 0607134
ESS Laboratory Sample ID: 0607134-02
Sample Matrix: Soil
Analyst: JLS
Prepared: 07/15/06

8270C(SIM) Polynuclear Aromatic Hydrocarbons

<u>Analyte</u>	<u>Results</u>	<u>Units</u>	<u>MRL</u>	<u>DF</u>	<u>Analyzed</u>
1-Methylnaphthalene	ND	ug/Kg dry	29.6	1	07/19/06
2-Methylnaphthalene	ND	ug/Kg dry	29.6	1	07/19/06
Acenaphthene	ND	ug/Kg dry	29.6	1	07/19/06
Acenaphthylene	ND	ug/Kg dry	29.6	1	07/19/06
Anthracene	39.1	ug/Kg dry	29.6	1	07/19/06
Benzo(a)anthracene	147	ug/Kg dry	29.6	1	07/19/06
Benzo(a)pyrene	152	ug/Kg dry	29.6	1	07/19/06
Benzo(b)fluoranthene	218	ug/Kg dry	29.6	1	07/19/06
Benzo(g,h,i)perylene	41.4	ug/Kg dry	29.6	1	07/19/06
Benzo(k)fluoranthene	149	ug/Kg dry	29.6	1	07/19/06
Chrysene	141	ug/Kg dry	29.6	1	07/19/06
Dibenzo(a,h)Anthracene	ND	ug/Kg dry	29.6	1	07/19/06
Fluoranthene	386	ug/Kg dry	29.6	1	07/19/06
Fluorene	ND	ug/Kg dry	29.6	1	07/19/06
Indeno(1,2,3-cd)Pyrene	42.0	ug/Kg dry	29.6	1	07/19/06
Naphthalene	ND	ug/Kg dry	29.6	1	07/19/06
Phenanthrene	194	ug/Kg dry	29.6	1	07/19/06
Pyrene	351	ug/Kg dry	29.6	1	07/19/06

	<u>%Recovery</u>	<u>Qualifier</u>	<u>Limits</u>
Surrogate: 1,2-Dichlorobenzene-d4	58 %		30-130
Surrogate: 2-Fluorobiphenyl	67 %		30-130
Surrogate: Nitrobenzene-d5	65 %		30-130
Surrogate: p-Terphenyl-d14	84 %		30-130

ESS Laboratory

Division of Thielsch Engineering, Inc.

CERTIFICATE OF ANALYSIS

Client Name: MACTEC Engineering & Consulting, Inc.
 Client Project ID: Providence Gorham Site
 Client Sample ID: SS-SI29
 Date Sampled: 07/12/06 13:45
 Percent Solids: 88
 Initial Volume: 20.9
 Final Volume: 1
 Extraction Method: 3541

ESS Laboratory Work Order: 0607134
 ESS Laboratory Sample ID: 0607134-04
 Sample Matrix: Soil
 Analyst: JLS
 Prepared: 07/13/06

8270C(SIM) Polynuclear Aromatic Hydrocarbons

<u>Analyte</u>	<u>Results</u>	<u>Units</u>	<u>MRL</u>	<u>DF</u>	<u>Analyzed</u>
1-Methylnaphthalene	ND	ug/Kg dry	27.2	1	07/19/06
2-Methylnaphthalene	ND	ug/Kg dry	27.2	1	07/19/06
Acenaphthene	ND	ug/Kg dry	27.2	1	07/19/06
Acenaphthylene	ND	ug/Kg dry	27.2	1	07/19/06
Anthracene	48.9	ug/Kg dry	27.2	1	07/19/06
Benzo(a)anthracene	176	ug/Kg dry	27.2	1	07/19/06
Benzo(a)pyrene	177	ug/Kg dry	27.2	1	07/19/06
Benzo(b)fluoranthene	182	ug/Kg dry	27.2	1	07/19/06
Benzo(g,h,i)perylene	43.5	ug/Kg dry	27.2	1	07/19/06
Benzo(k)fluoranthene	ND	ug/Kg dry	27.2	1	07/19/06
Chrysene	183	ug/Kg dry	27.2	1	07/19/06
Dibenzo(a,h)Anthracene	ND	ug/Kg dry	27.2	1	07/19/06
Fluoranthene	338	ug/Kg dry	27.2	1	07/19/06
Fluorene	ND	ug/Kg dry	27.2	1	07/19/06
Indeno(1,2,3-cd)Pyrene	47.8	ug/Kg dry	27.2	1	07/19/06
Naphthalene	ND	ug/Kg dry	27.2	1	07/19/06
Phenanthrene	249	ug/Kg dry	27.2	1	07/19/06
Pyrene	343	ug/Kg dry	27.2	1	07/19/06

	<u>%Recovery</u>	<u>Qualifier</u>	<u>Limits</u>
Surrogate: 1,2-Dichlorobenzene-d4	52 %		30-130
Surrogate: 2-Fluorobiphenyl	56 %		30-130
Surrogate: Nitrobenzene-d5	58 %		30-130
Surrogate: p-Terphenyl-d14	64 %		30-130

Semi-Volatile Organics Quality Control Data

ESS Laboratory

Division of Thielsch Engineering, Inc.

CERTIFICATE OF ANALYSIS

Client Name: MACTEC Engineering & Consulting, Inc.
Client Project ID: Providence Gorham Site

ESS Laboratory Work Order: 0607134

Quality Control Data

Analyte	Result	MRL	Units	Spike Level	Source Result	%REC	%REC Limits	RPD	RPD Limit	Qualifier
---------	--------	-----	-------	-------------	---------------	------	-------------	-----	-----------	-----------

8270C Polynuclear Aromatic Hydrocarbons

Batch BG61512 - 3541

Fluoranthene	4470	500	ug/Kg wet	5000		89	40-140			
Fluorene	4320	500	ug/Kg wet	5000		86	40-140			
Indeno(1,2,3-cd)Pyrene	5530	500	ug/Kg wet	5000		111	40-140			
Naphthalene	4200	500	ug/Kg wet	5000		84	40-140			
Phenanthrene	4300	500	ug/Kg wet	5000		86	40-140			
Pyrene	4160	500	ug/Kg wet	5000		83	40-140			

Surrogate: 1,2-Dichlorobenzene-d4	4520		ug/Kg wet	5000		90	30-130			
Surrogate: 2-Fluorobiphenyl	4370		ug/Kg wet	5000		87	30-130			
Surrogate: Nitrobenzene-d5	4430		ug/Kg wet	5000		89	30-130			
Surrogate: p-Terphenyl-d14	4410		ug/Kg wet	5000		88	30-130			

LCS Dup										
2-Methylnaphthalene	4120	500	ug/Kg wet	5000		82	40-140	4	30	
Acenaphthene	4080	500	ug/Kg wet	5000		82	40-140	7	30	
Acenaphthylene	3670	500	ug/Kg wet	5000		73	40-140	7	30	
Anthracene	4060	500	ug/Kg wet	5000		81	40-140	2	30	
Benzo(a)anthracene	4150	500	ug/Kg wet	5000		83	40-140	5	30	
Benzo(a)pyrene	4390	500	ug/Kg wet	5000		88	40-140	1	30	
Benzo(b)fluoranthene	4390	500	ug/Kg wet	5000		88	40-140	9	30	
Benzo(g,h,i)perylene	5400	500	ug/Kg wet	5000		108	40-140	7	30	
Benzo(k)fluoranthene	4220	500	ug/Kg wet	5000		84	40-140	7	30	
Chrysene	4130	500	ug/Kg wet	5000		83	40-140	2	30	
Dibenzo(a,h)Anthracene	4990	500	ug/Kg wet	5000		100	40-140	7	30	
Fluoranthene	4440	500	ug/Kg wet	5000		89	40-140	0	30	
Fluorene	4080	500	ug/Kg wet	5000		82	40-140	5	30	
Indeno(1,2,3-cd)Pyrene	5240	500	ug/Kg wet	5000		105	40-140	6	30	
Naphthalene	4030	500	ug/Kg wet	5000		81	40-140	4	30	
Phenanthrene	4170	500	ug/Kg wet	5000		83	40-140	4	30	
Pyrene	4020	500	ug/Kg wet	5000		80	40-140	4	30	
Surrogate: 1,2-Dichlorobenzene-d4	4280		ug/Kg wet	5000		86	30-130			
Surrogate: 2-Fluorobiphenyl	4160		ug/Kg wet	5000		83	30-130			
Surrogate: Nitrobenzene-d5	4310		ug/Kg wet	5000		86	30-130			
Surrogate: p-Terphenyl-d14	4160		ug/Kg wet	5000		83	30-130			

8270C(SIM) Polynuclear Aromatic Hydrocarbons

Batch BG61919 - 3541

Blank										
1-Methylnaphthalene	ND	25.0	ug/Kg wet							
2-Methylnaphthalene	ND	25.0	ug/Kg wet							
Acenaphthene	ND	25.0	ug/Kg wet							
Acenaphthylene	ND	25.0	ug/Kg wet							
Anthracene	ND	25.0	ug/Kg wet							
Benzo(a)anthracene	ND	25.0	ug/Kg wet							
Benzo(a)pyrene	ND	25.0	ug/Kg wet							
Benzo(b)fluoranthene	ND	25.0	ug/Kg wet							
Benzo(g,h,i)perylene	ND	25.0	ug/Kg wet							

ESS Laboratory

Division of Thielsch Engineering, Inc.

CERTIFICATE OF ANALYSIS

Client Name: MACTEC Engineering & Consulting, Inc.

Client Project ID: Providence Gorham Site

ESS Laboratory Work Order: 0607134

Quality Control Data

Analyte	Result	MRL	Units	Spike Level	Source Result	%REC	%REC Limits	RPD	RPD Limit	Qualifier
---------	--------	-----	-------	-------------	---------------	------	-------------	-----	-----------	-----------

8270C(SIM) Polynuclear Aromatic Hydrocarbons

Batch BG61919 - 3541

Benzo(k)fluoranthene	ND	25.0	ug/Kg wet							
Chrysene	ND	25.0	ug/Kg wet							
Dibenzo(a,h)Anthracene	ND	25.0	ug/Kg wet							
Fluoranthene	ND	25.0	ug/Kg wet							
Fluorene	ND	25.0	ug/Kg wet							
Indeno(1,2,3-cd)Pyrene	ND	25.0	ug/Kg wet							
Naphthalene	ND	25.0	ug/Kg wet							
Phenanthrene	ND	25.0	ug/Kg wet							
Pyrene	ND	25.0	ug/Kg wet							
<i>Surrogate: 1,2-Dichlorobenzene-d4</i>	<i>3120</i>		ug/Kg wet	<i>5000</i>		<i>62</i>	<i>30-130</i>			
<i>Surrogate: 2-Fluorobiphenyl</i>	<i>3260</i>		ug/Kg wet	<i>5000</i>		<i>65</i>	<i>30-130</i>			
<i>Surrogate: Nitrobenzene-d5</i>	<i>3480</i>		ug/Kg wet	<i>5000</i>		<i>70</i>	<i>30-130</i>			
<i>Surrogate: p-Terphenyl-d14</i>	<i>3980</i>		ug/Kg wet	<i>5000</i>		<i>80</i>	<i>30-130</i>			

LCS

2-Methylnaphthalene	89.0	25.0	ug/Kg wet	125		71	40-140			
Acenaphthene	84.5	25.0	ug/Kg wet	125		68	40-140			
Acenaphthylene	79.0	25.0	ug/Kg wet	125		63	40-140			
Anthracene	80.0	25.0	ug/Kg wet	125		64	40-140			
Benzo(a)anthracene	88.5	25.0	ug/Kg wet	125		71	40-140			
Benzo(a)pyrene	88.0	25.0	ug/Kg wet	125		70	40-140			
Benzo(b)fluoranthene	89.5	25.0	ug/Kg wet	125		72	40-140			
Benzo(g,h,i)perylene	87.5	25.0	ug/Kg wet	125		70	40-140			
Benzo(k)fluoranthene	85.5	25.0	ug/Kg wet	125		68	40-140			
Chrysene	85.0	25.0	ug/Kg wet	125		68	40-140			
Dibenzo(a,h)Anthracene	94.5	25.0	ug/Kg wet	125		76	40-140			
Fluoranthene	83.0	25.0	ug/Kg wet	125		66	40-140			
Fluorene	86.0	25.0	ug/Kg wet	125		69	40-140			
Indeno(1,2,3-cd)Pyrene	91.0	25.0	ug/Kg wet	125		73	40-140			
Naphthalene	89.0	25.0	ug/Kg wet	125		71	40-140			
Phenanthrene	87.0	25.0	ug/Kg wet	125		70	40-140			
Pyrene	98.5	25.0	ug/Kg wet	125		79	40-140			
<i>Surrogate: 1,2-Dichlorobenzene-d4</i>	<i>112</i>		ug/Kg wet	<i>125</i>		<i>90</i>	<i>30-130</i>			
<i>Surrogate: 2-Fluorobiphenyl</i>	<i>97.5</i>		ug/Kg wet	<i>125</i>		<i>78</i>	<i>30-130</i>			
<i>Surrogate: Nitrobenzene-d5</i>	<i>97.5</i>		ug/Kg wet	<i>125</i>		<i>78</i>	<i>30-130</i>			
<i>Surrogate: p-Terphenyl-d14</i>	<i>103</i>		ug/Kg wet	<i>125</i>		<i>82</i>	<i>30-130</i>			

LCS Dup

2-Methylnaphthalene	89.5	25.0	ug/Kg wet	125		72	40-140	1	30	
Acenaphthene	85.0	25.0	ug/Kg wet	125		68	40-140	0	30	
Acenaphthylene	80.0	25.0	ug/Kg wet	125		64	40-140	2	30	
Anthracene	82.0	25.0	ug/Kg wet	125		66	40-140	3	30	
Benzo(a)anthracene	92.0	25.0	ug/Kg wet	125		74	40-140	4	30	
Benzo(a)pyrene	92.0	25.0	ug/Kg wet	125		74	40-140	6	30	
Benzo(b)fluoranthene	93.5	25.0	ug/Kg wet	125		75	40-140	4	30	
Benzo(g,h,i)perylene	100	25.0	ug/Kg wet	125		80	40-140	13	30	
Benzo(k)fluoranthene	88.0	25.0	ug/Kg wet	125		70	40-140	3	30	

ESS Laboratory

Division of Thielsch Engineering, Inc.

CERTIFICATE OF ANALYSIS

Client Name: MACTEC Engineering & Consulting, Inc.
Client Project ID: Providence Gorham Site

ESS Laboratory Work Order: 0607134

Quality Control Data

Analyte	Result	MRL	Units	Spike Level	Source Result	%REC	%REC Limits	RPD	RPD Limit	Qualifier
---------	--------	-----	-------	-------------	---------------	------	-------------	-----	-----------	-----------

8270C(SIM) Polynuclear Aromatic Hydrocarbons

Batch BG61919 - 3541

Chrysene	88.5	25.0	ug/Kg wet	125		71	40-140	4	30	
Dibenzo(a,h)Anthracene	106	25.0	ug/Kg wet	125		85	40-140	11	30	
Fluoranthene	83.0	25.0	ug/Kg wet	125		66	40-140	0	30	
Fluorene	87.0	25.0	ug/Kg wet	125		70	40-140	1	30	
Indeno(1,2,3-cd)Pyrene	102	25.0	ug/Kg wet	125		82	40-140	12	30	
Naphthalene	89.5	25.0	ug/Kg wet	125		72	40-140	1	30	
Phenanthrene	89.5	25.0	ug/Kg wet	125		72	40-140	3	30	
Pyrene	113	25.0	ug/Kg wet	125		90	40-140	13	30	

Surrogate: 1,2-Dichlorobenzene-d4

105 ug/Kg wet 125 84 30-130

Surrogate: 2-Fluorobiphenyl

94.5 ug/Kg wet 125 76 30-130

Surrogate: Nitrobenzene-d5

94.5 ug/Kg wet 125 76 30-130

Surrogate: p-Terphenyl-d14

110 ug/Kg wet 125 88 30-130

Batch BG61925 - 3541

Blank

1-Methylnaphthalene	ND	25.0	ug/Kg wet							
2-Methylnaphthalene	ND	25.0	ug/Kg wet							
Acenaphthene	ND	25.0	ug/Kg wet							
Acenaphthylene	ND	25.0	ug/Kg wet							
Anthracene	ND	25.0	ug/Kg wet							
Benzo(a)anthracene	ND	25.0	ug/Kg wet							
Benzo(a)pyrene	ND	25.0	ug/Kg wet							
Benzo(b)fluoranthene	ND	25.0	ug/Kg wet							
Benzo(g,h,i)perylene	ND	25.0	ug/Kg wet							
Benzo(k)fluoranthene	ND	25.0	ug/Kg wet							
Chrysene	ND	25.0	ug/Kg wet							
Dibenzo(a,h)Anthracene	ND	25.0	ug/Kg wet							
Fluoranthene	ND	25.0	ug/Kg wet							
Fluorene	ND	25.0	ug/Kg wet							
Indeno(1,2,3-cd)Pyrene	ND	25.0	ug/Kg wet							
Naphthalene	ND	25.0	ug/Kg wet							
Phenanthrene	ND	25.0	ug/Kg wet							
Pyrene	ND	25.0	ug/Kg wet							

Surrogate: 1,2-Dichlorobenzene-d4

3660 ug/Kg wet 5000 73 30-130

Surrogate: 2-Fluorobiphenyl

3940 ug/Kg wet 5000 79 30-130

Surrogate: Nitrobenzene-d5

4180 ug/Kg wet 5000 84 30-130

Surrogate: p-Terphenyl-d14

4670 ug/Kg wet 5000 93 30-130

LCS

2-Methylnaphthalene	104	25.0	ug/Kg wet	125		83	40-140			
Acenaphthene	93.5	25.0	ug/Kg wet	125		75	40-140			
Acenaphthylene	87.5	25.0	ug/Kg wet	125		70	40-140			
Anthracene	90.0	25.0	ug/Kg wet	125		72	40-140			
Benzo(a)anthracene	97.5	25.0	ug/Kg wet	125		78	40-140			
Benzo(a)pyrene	95.0	25.0	ug/Kg wet	125		76	40-140			
Benzo(b)fluoranthene	96.5	25.0	ug/Kg wet	125		77	40-140			
Benzo(g,h,i)perylene	81.0	25.0	ug/Kg wet	125		65	40-140			

ESS Laboratory

Division of Thielsch Engineering, Inc.

CERTIFICATE OF ANALYSIS

Client Name: MACTEC Engineering & Consulting, Inc.
Client Project ID: Providence Gorham Site

ESS Laboratory Work Order: 0607134

Quality Control Data

Analyte	Result	MRL	Units	Spike Level	Source Result	%REC	%REC Limits	RPD	RPD Limit	Qualifier
8270C(SIM) Polynuclear Aromatic Hydrocarbons										
Batch BG61925 - 3541										
Benzo(k)fluoranthene	88.5	25.0	ug/Kg wet	125		71	40-140			
Chrysene	93.0	25.0	ug/Kg wet	125		74	40-140			
Dibenzo(a,h)Anthracene	81.5	25.0	ug/Kg wet	125		65	40-140			
Fluoranthene	91.0	25.0	ug/Kg wet	125		73	40-140			
Fluorene	96.5	25.0	ug/Kg wet	125		77	40-140			
Indeno(1,2,3-cd)Pyrene	82.5	25.0	ug/Kg wet	125		66	40-140			
Naphthalene	104	25.0	ug/Kg wet	125		83	40-140			
Phenanthrene	97.5	25.0	ug/Kg wet	125		78	40-140			
Pyrene	104	25.0	ug/Kg wet	125		83	40-140			
<i>Surrogate: 1,2-Dichlorobenzene-d4</i>	<i>109</i>		<i>ug/Kg wet</i>	<i>125</i>		<i>87</i>	<i>30-130</i>			
<i>Surrogate: 2-Fluorobiphenyl</i>	<i>93.0</i>		<i>ug/Kg wet</i>	<i>125</i>		<i>74</i>	<i>30-130</i>			
<i>Surrogate: Nitrobenzene-d5</i>	<i>96.5</i>		<i>ug/Kg wet</i>	<i>125</i>		<i>77</i>	<i>30-130</i>			
<i>Surrogate: p-Terphenyl-d14</i>	<i>97.5</i>		<i>ug/Kg wet</i>	<i>125</i>		<i>78</i>	<i>30-130</i>			
LCS Dup										
2-Methylnaphthalene	93.5	25.0	ug/Kg wet	125		75	40-140	10	30	
Acenaphthene	87.5	25.0	ug/Kg wet	125		70	40-140	7	30	
Acenaphthylene	81.5	25.0	ug/Kg wet	125		65	40-140	7	30	
Anthracene	83.0	25.0	ug/Kg wet	125		66	40-140	9	30	
Benzo(a)anthracene	91.0	25.0	ug/Kg wet	125		73	40-140	7	30	
Benzo(a)pyrene	88.5	25.0	ug/Kg wet	125		71	40-140	7	30	
Benzo(b)fluoranthene	95.5	25.0	ug/Kg wet	125		76	40-140	1	30	
Benzo(g,h,i)perylene	74.0	25.0	ug/Kg wet	125		59	40-140	10	30	
Benzo(k)fluoranthene	87.0	25.0	ug/Kg wet	125		70	40-140	1	30	
Chrysene	88.0	25.0	ug/Kg wet	125		70	40-140	6	30	
Dibenzo(a,h)Anthracene	75.0	25.0	ug/Kg wet	125		60	40-140	8	30	
Fluoranthene	84.0	25.0	ug/Kg wet	125		67	40-140	9	30	
Fluorene	89.5	25.0	ug/Kg wet	125		72	40-140	7	30	
Indeno(1,2,3-cd)Pyrene	75.0	25.0	ug/Kg wet	125		60	40-140	10	30	
Naphthalene	94.0	25.0	ug/Kg wet	125		75	40-140	10	30	
Phenanthrene	89.5	25.0	ug/Kg wet	125		72	40-140	8	30	
Pyrene	98.5	25.0	ug/Kg wet	125		79	40-140	5	30	
<i>Surrogate: 1,2-Dichlorobenzene-d4</i>	<i>113</i>		<i>ug/Kg wet</i>	<i>125</i>		<i>90</i>	<i>30-130</i>			
<i>Surrogate: 2-Fluorobiphenyl</i>	<i>100</i>		<i>ug/Kg wet</i>	<i>125</i>		<i>80</i>	<i>30-130</i>			
<i>Surrogate: Nitrobenzene-d5</i>	<i>102</i>		<i>ug/Kg wet</i>	<i>125</i>		<i>82</i>	<i>30-130</i>			
<i>Surrogate: p-Terphenyl-d14</i>	<i>104</i>		<i>ug/Kg wet</i>	<i>125</i>		<i>83</i>	<i>30-130</i>			

Semi-Volatile Organics Calibration Data

ANALYSIS SEQUENCE

BPH0025

Instrument: SVOAMS2

Calibration ID: 0607020

Lab Number	Analysis	Container	Order	Position	STD ID	ISTD ID	Client
BPH0025-TUN1	QC		1		6F26111		
BPH0025-CAL1	QC		2		6G14095	6F13054	
BPH0025-CAL2	QC		3		6G14096	6F13054	
BPH0025-CAL3	QC		4		6G14097	6F13054	
BPH0025-CAL4	QC		5		6G14098	6F13054	
BPH0025-CAL5	QC		6		6G14099	6F13054	
BPH0025-CAL6	QC		7		6G14100	6F13054	
BPH0025-CAL7	QC		8		6G14101	6F13054	
BPH0025-SCV1	QC		9		6G14102	6F13054	

Samples Loaded By _____ Date _____

Data Processed By _____ Date _____

Method : C:\HPCHEM\1\METHODS\PAH2EB.M (RTE Integrator)
 Title : LL PAH ELEMENT ID 0607020
 Last Update : Sat Jul 15 09:34:23 2006
 Response via : Initial Calibration

BPH0025

#	ID	Conc	ISTD Conc	Path\File
1	0.2	0	2	Q:\SVOA\MS2_ME\ME0706\ME071406\SV213795.D
2	0.4	0	2	Q:\SVOA\MS2_ME\ME0706\ME071406\SV213796.D
3	1.0	1	2	Q:\SVOA\MS2_ME\ME0706\ME071406\SV213793.D
4	2.0	2	2	Q:\SVOA\MS2_ME\ME0706\ME071406\SV213797.D
5	5.0	5	2	Q:\SVOA\MS2_ME\ME0706\ME071406\SV213798.D
6	8.0	8	2	Q:\SVOA\MS2_ME\ME0706\ME071406\SV213799.D
7	0.1	0	2	Q:\SVOA\MS2_ME\ME0706\ME071406\SV213794.D

#	ID	Update Time	Quant Time	Acquisition Time
1	0.2	Jul 15 09:27 2006	Jul 15 09:27 19106	14 Jul 2006 6:22 pm
2	0.4	Jul 15 09:28 2006	Jul 15 09:28 19106	14 Jul 2006 6:53 pm
3	1.0	Jul 15 09:29 2006	Jul 15 09:29 19106	14 Jul 2006 5:21 pm
4	2.0	Jul 15 09:30 2006	Jul 15 09:30 19106	14 Jul 2006 7:23 pm
5	5.0	Jul 15 09:31 2006	Jul 15 09:31 19106	14 Jul 2006 7:54 pm
6	8.0	Jul 15 09:32 2006	Jul 15 09:32 19106	14 Jul 2006 8:25 pm
7	0.1	Jul 15 09:26 2006	Jul 15 09:26 19106	14 Jul 2006 5:52 pm

PAH2EB.M

Sat Jul 15 10:39:53 2006

✓ VSC
7/15/06

Method : C:\HPCHEM\1\METHODS\PAH2EB.M (RTE Integrator)
 Title : LL PAH ELEMENT ID 0607020
 Last Update : Sat Jul 15 09:34:23 2006
 Response via : Initial Calibration

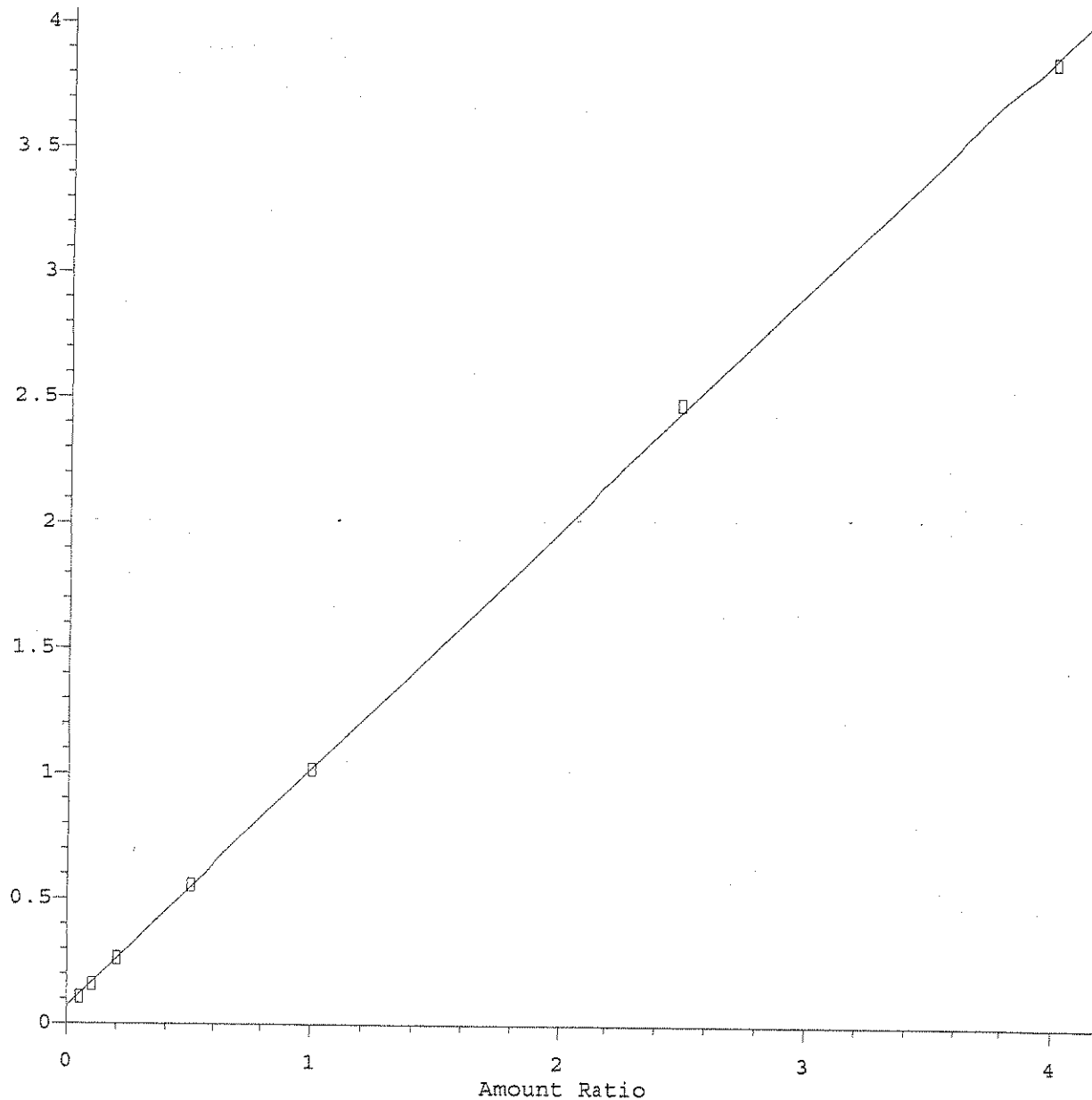
Calibration Files

0.2 =SV213795.D 0.4 =SV213796.D 1.0 =SV213793.D
 2.0 =SV213797.D 5.0 =SV213798.D 8.0 =SV213799.D

Compound	0.2	0.4	1.0	2.0	5.0	8.0	Avg	%RSD
1) I 1,4-Dichlorobenzene-d	-----ISTD-----							
2) S 1,2 Dichlorobenzene	1.583	1.316	1.109	1.019	0.992	0.965	1.302	32.86 L
3) Naphthalene-d8	-----ISTD-----							
4) S Nitrobenzene-d5 (SU	0.523	0.492	0.495	0.483	0.489	0.482	0.506	6.85
5) Naphthalene	1.298	1.187	1.165	1.137	1.132	1.125	1.225	11.93
6) 2-Methylnaphthalene	0.776	0.700	0.699	0.697	0.701	0.704	0.734	8.50
7) 1-Methylnaphthalene	0.808	0.711	0.711	0.703	0.703	0.702	0.746	9.70
8) Acenaphthene-d10	-----ISTD-----							
9) S 2-Fluorobiphenyl (S	1.668	1.522	1.500	1.432	1.417	1.395	1.550	12.03
10) Acenaphthylene	2.488	2.289	2.225	2.185	2.216	2.193	2.367	12.17
11) C Acenaphthene	1.586	1.446	1.414	1.372	1.379	1.365	1.494	12.95#
12) Fluorene	1.735	1.541	1.574	1.530	1.544	1.490	1.630	11.07
13) Phenanthrene-d10	-----ISTD-----							
14) S 2,4,6-Tribromopheno	0.101	0.096	0.108	0.109	0.126	0.131	0.111	11.53
15) C Pentachlorophenol	0.073	0.045	0.028	0.020	0.019	0.017	0.047#	88.04# L
16) Phenanthrene	1.604	1.299	1.245	1.207	1.335	1.331	1.429	19.33 L
17) Anthracene	1.725	1.395	1.327	1.260	1.380	1.351	1.496	18.72
18) C Fluoranthene	1.542	1.192	1.192	1.107	1.258	1.201	1.327	18.77#
19) Chrysene-d12	-----ISTD-----							
20) Pyrene	2.162	2.181	2.152	1.995	2.010	1.960	2.185	13.73
21) S Terphenyl-d14 (SURR	1.019	0.958	0.954	0.901	0.914	0.890	0.986	13.13
22) Benzo(a)anthracene	1.797	1.641	1.635	1.617	1.682	1.675	1.751	12.09
23) Chrysene	2.037	1.820	1.745	1.675	1.649	1.625	1.860	16.35
24) Perylene-d12	-----ISTD-----							
25) Benzo(b)fluoranthen	1.688	1.501	1.558	1.589	1.771	1.697	1.681	9.15
26) Benzo(k)fluoranthen	2.427	1.994	2.044	2.014	1.945	1.999	2.178	15.02
27) C Benzo(a)pyrene	1.765	1.624	1.624	1.650	1.704	1.724	1.748	10.40#
28) Indeno(1,2,3-cd)pyr	1.702	1.606	1.617	1.604	1.628	1.673	1.726	13.62
29) Dibenzo(a,h)anthrac	1.232	1.218	1.253	1.258	1.250	1.275	1.313	13.27
30) Benzo(g,h,i)perylen	1.552	1.407	1.397	1.364	1.400	1.441	1.510	15.12

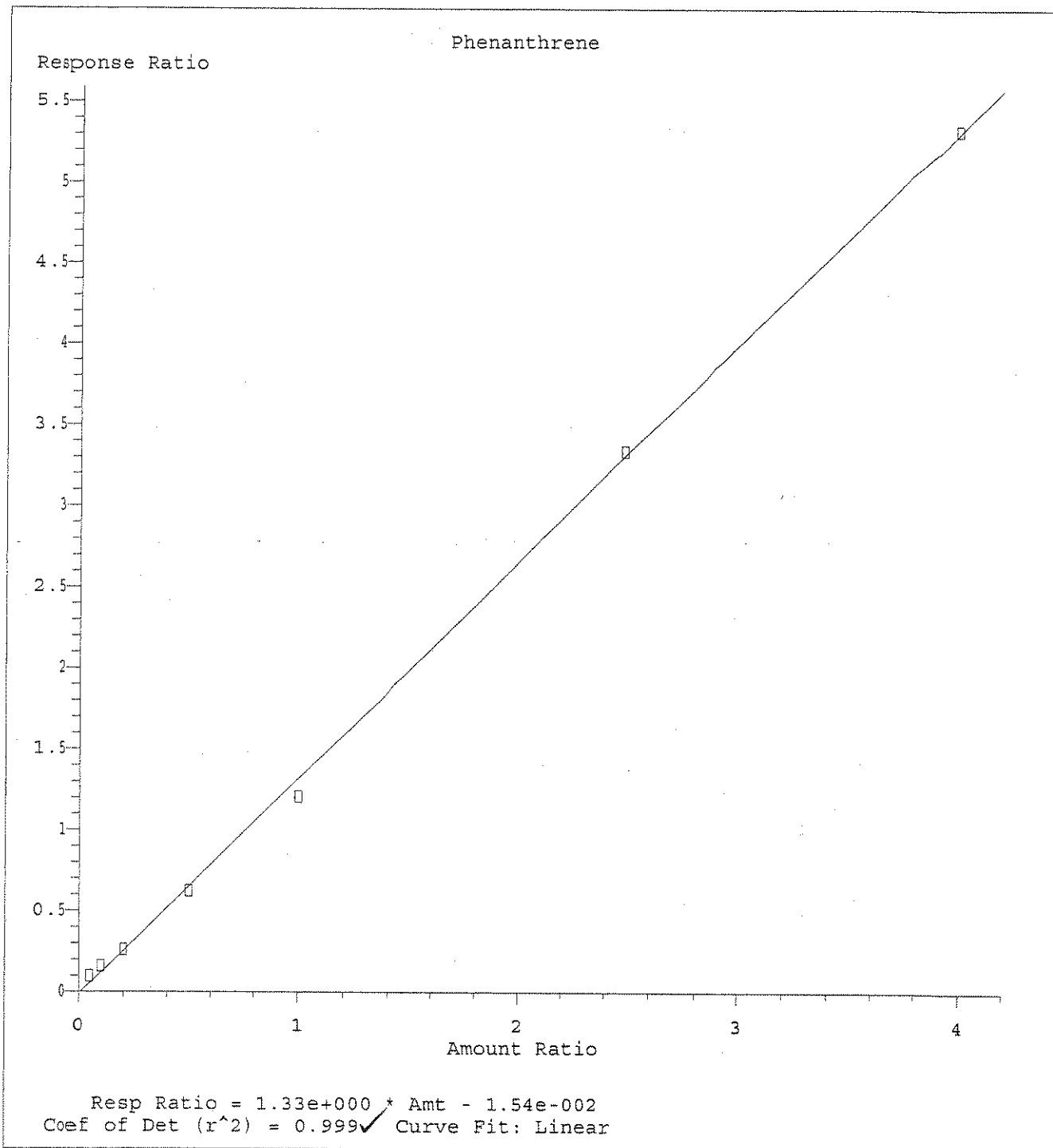
1,2 Dichlorobenzene-d4 (SURR)

Response Ratio



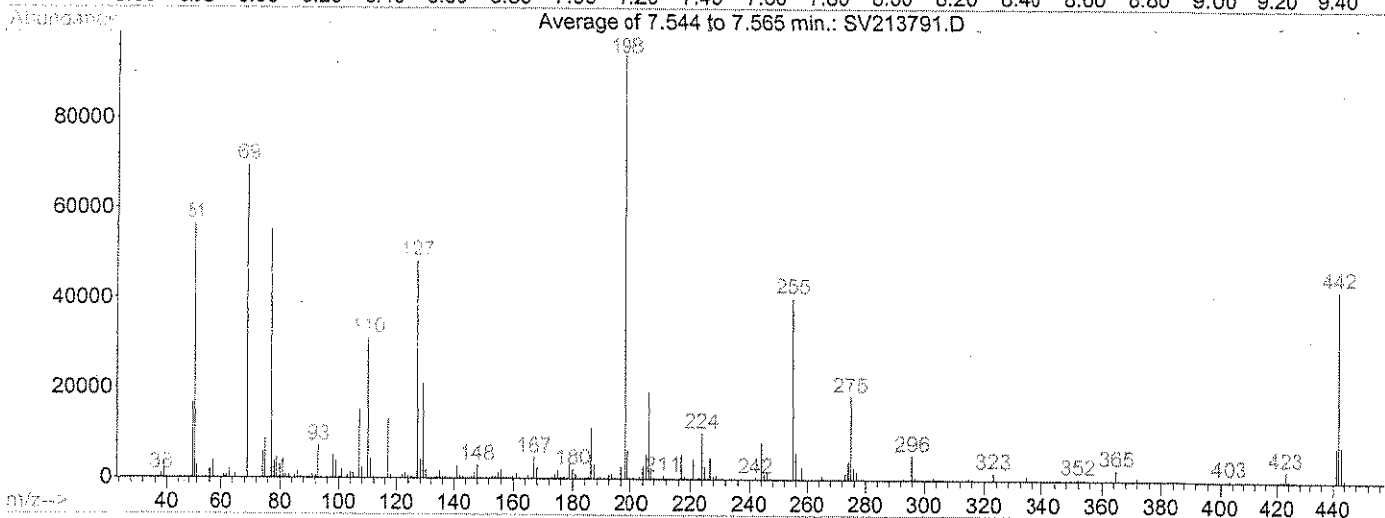
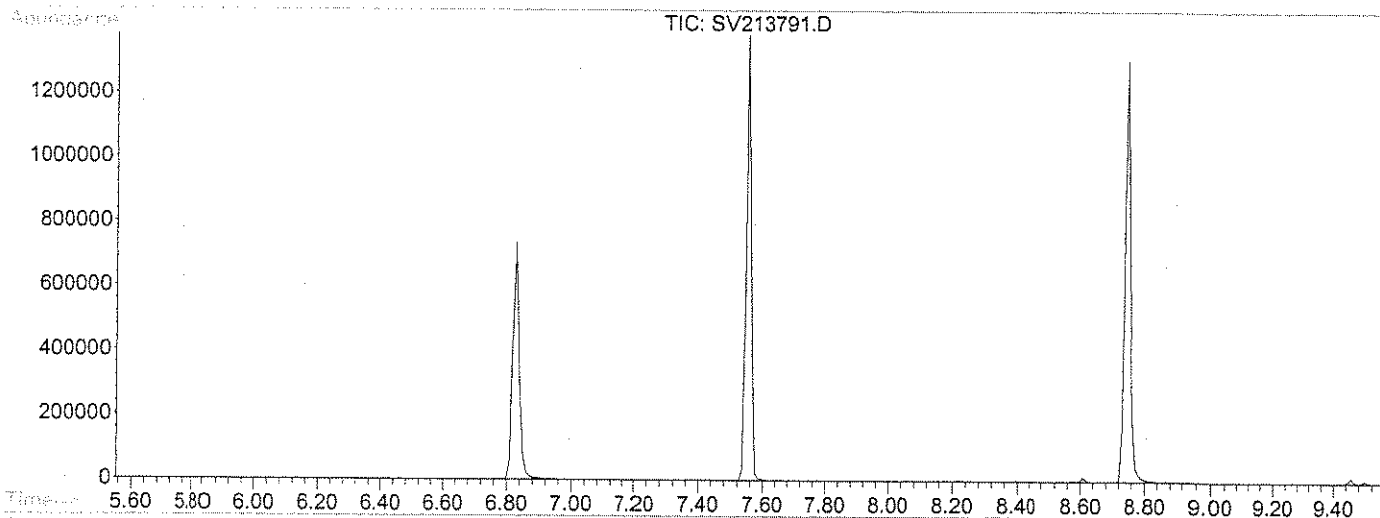
Resp Ratio = $9.52e-001$ * Amt + $7.04e-002$
Coef of Det (r^2) = 1.000 ✓ Curve Fit: Linear

Method Name: C:\HPCHEM\1\METHODS\PAH2EB.M
Calibration Table Last Updated: Sat Jul 15 09:34:23 2006



Method Name: C:\HPCHEM\1\METHODS\PAH2EB.M
Calibration Table Last Updated: Sat Jul 15 09:34:23 2006

Data File : Q:\SVOA\MS2_ME\ME0706\ME071406\SV213791.D Vial: 1
 Acq On : 14 Jul 2006 4:30 pm Operator: VSC
 Sample : BPG0123-TUN1 Inst : GC/MS 2
 Misc : Multiplr: 1.00
 MS Integration Params: rteint.p
 Method : C:\HPCHEM\1\METHODS\PAH2EA.M (RTE Integrator)
 Title : LL PAH ELEMENT ID 0607005



Spectrum Information: Average of 7.544 to 7.565 min.

Target Mass	Rel. to Mass	Lower Limit%	Upper Limit%	Rel. Abn%	Raw Abn	Result Pass/Fail
51	198	30	60	59.8	56357	PASS
68	69	0.00	2	0.0	0	PASS
69	198	0.00	100	73.8	69504	PASS
70	69	0.00	2	0.0	0	PASS
127	198	40	60	51.2	48200	PASS
197	198	0.00	1	0.0	0	PASS
198	198	100	100	100.0	94203	PASS
199	198	5	9	6.6	6256	PASS
275	198	10	30	19.6	18436	PASS
365	198	1	100	2.5	2402	PASS
441	443	0.01	100	94.2	7579	PASS
442	198	40	100	45.1	42443	PASS
443	442	17	23	19.0	8048	PASS

Data File : Q:\SVOA\MS2_ME\ME0706\ME071406\SV213794.D Vial: 4
 Acq On : 14 Jul 2006 5:52 pm Operator: VSC
 Sample : BPG0123-CAL1 Inst : GC/MS 2
 Misc : Multiplr: 1.00

MS Integration Params: rteint.p

Quant Time: Jul 15 9:26 2006

Quant Results File: PAH2EB.RES

Quant Method : C:\HPCHEM\1\METHODS\PAH2EB.M (RTE Integrator)
 Title : LL PAH ELEMENT ID 0607020
 Last Update : Sat Jul 15 09:22:58 2006
 Response via : Initial Calibration
 DataAcq Meth : PAH2EA

Internal Standards	R.T.	QIon	Response	Conc	Units	Dev(Min)
1) 1,4-Dichlorobenzene-d4	3.15	152	17695	2.00	ng/uL	0.00
3) Naphthalene-d8	4.39	136	65655	2.00	ng/uL	0.00
8) Acenaphthene-d10	6.88	164	33883	2.00	ng/uL	0.00
13) Phenanthrene-d10	9.61	188	41494	2.00	ng/uL	0.00
19) Chrysene-d12	15.12	240	27612	2.00	ng/uL	0.00
24) Perylene-d12	17.92	264	29544	2.00	ng/uL	0.00

System Monitoring Compounds

2) 1,2 Dichlorobenzene-d4 (SUR)	3.32	152	1888m	0.20	ng/uL	0.00
Spiked Amount	2.500		Recovery	=	8.00%	
4) Nitrobenzene-d5 (SURR)	3.68	82	1899	0.14	ng/uL	0.00
Spiked Amount	2.500		Recovery	=	5.60%	
9) 2-Fluorobiphenyl (SURR)	5.83	172	3250	0.15	ng/uL	0.00
Spiked Amount	2.500		Recovery	=	6.00%	
14) 2,4,6-Tribromophenol (SURR)	8.33	330	224	0.55	ng/uL	0.01
Spiked Amount	3.750		Recovery	=	14.67%	
21) Terphenyl-d14 (SURR)	13.00	244	1742	0.16	ng/uL	0.01
Spiked Amount	2.500		Recovery	=	6.40%	

Target Compounds

					Qvalue	
5) Naphthalene	4.42	128	5013	0.14	ng/uL#	96
6) 2-Methylnaphthalene	5.27	142	2823	0.13	ng/uL	97
7) 1-Methylnaphthalene	5.42	142	2909	0.14	ng/uL	97
10) Acenaphthylene	6.62	152	5042	0.16	ng/uL#	97
11) Acenaphthene	6.93	153	3214	0.16	ng/uL	98
12) Fluorene	7.83	166	3387m	0.16	ng/uL	
15) Pentachlorophenol	9.56	266	271	0.14	ng/uL#	100
16) Phenanthrene	9.65	178	4117	0.17	ng/uL#	92
17) Anthracene	9.75	178	4219	0.17	ng/uL#	87
18) Fluoranthene	12.09	202	3727	0.16	ng/uL	95
20) Pyrene	12.54	202	3912	0.18	ng/uL	99
22) Benzo(a)anthracene	15.09	228	3054	0.17	ng/uL	98
23) Chrysene	15.17	228	3413	0.17	ng/uL	96
25) Benzo(b)fluoranthene	17.24	252	2895	0.13	ng/uL	94
26) Benzo(k)fluoranthene	17.28	252	4169	0.16	ng/uL#	89
27) Benzo(a)pyrene	17.82	252	3164	0.16	ng/uL	97
28) Indeno(1,2,3-cd)pyrene	19.71	276	3328	0.38	ng/uL#	93
29) Dibenzo(a,h)anthracene	19.74	278	2520	0.36	ng/uL#	90
30) Benzo(g,h,i)perylene	20.13	276	2968	0.40	ng/uL#	92

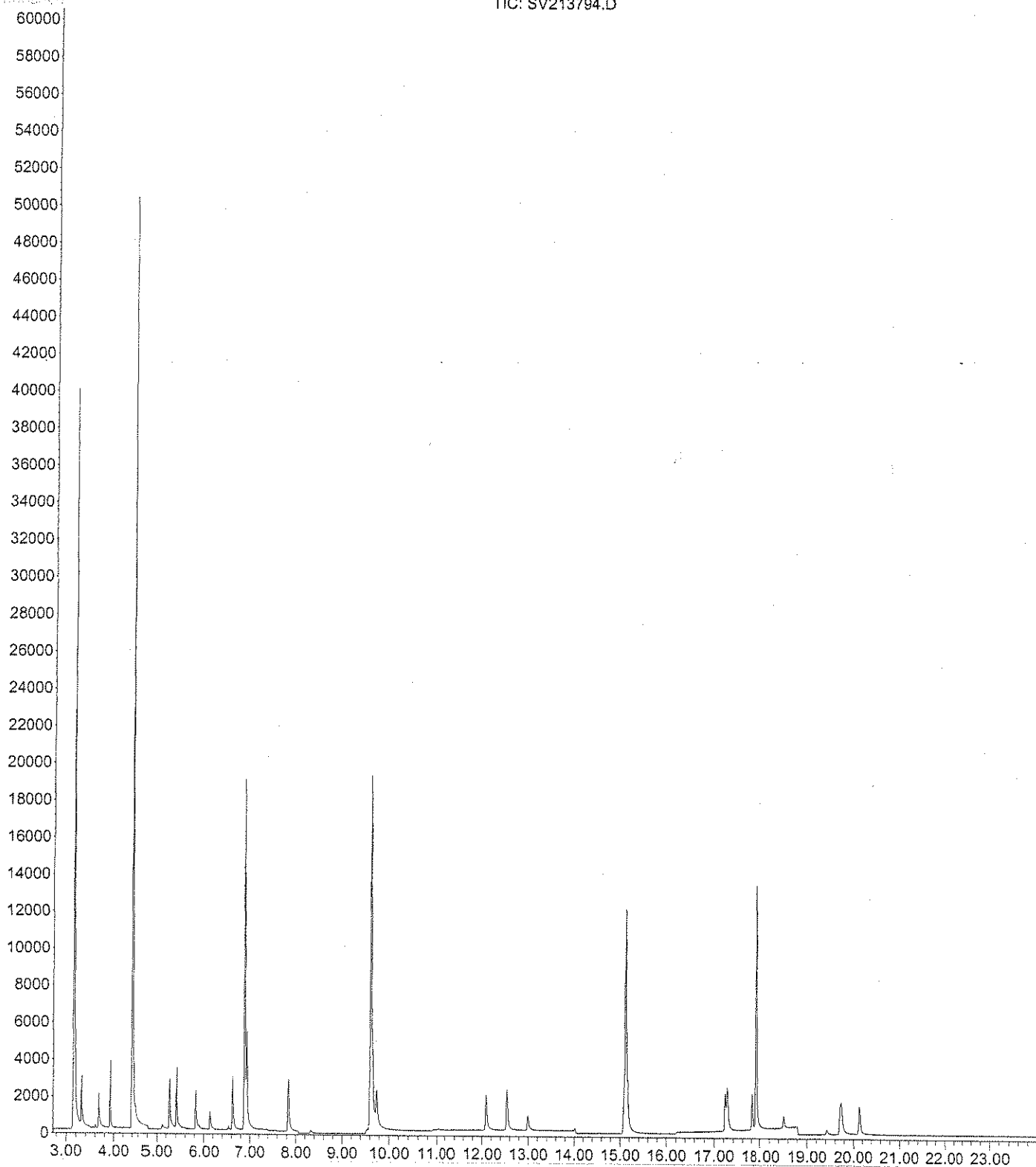
(#) = qualifier out of range (m) = manual integration
 SV213794.D PAH2EB.M Sat Jul 15 10:40:38 2006

Quantitation Report

Data File : Q:\SVOA\MS2_ME\ME0706\ME071406\SV213794.D Vial: 4
Acq On : 14 Jul 2006 5:52 pm Operator: VSC
Sample : BPG0123-CAL1 Inst : GC/MS 2
Misc : Multiplr: 1.00
MS Integration Params: rteint.p
Quant Time: Jul 15 9:26 2006 Quant Results File: PAH2EB.RES

Method : C:\HPCHEM\1\METHODS\PAH2EB.M (RTE Integrator)
Title : LL PAH ELEMENT ID 0607020
Last Update : Sat Jul 15 09:34:23 2006
Response via : Initial Calibration

TIC: SV213794.D



Data File : Q:\SVOA\MS2_ME\ME0706\ME071406\SV213795.D Vial: 5
 Acq On : 14 Jul 2006 6:22 pm Operator: VSC
 Sample : BPG0123-CAL2 Inst : GC/MS 2
 Misc : Multiplr: 1.00

MS Integration Params: rteint.p

Quant Time: Jul 15 9:27 2006

Quant Results File: PAH2EB.RES

Quant Method : C:\HPCHEM\1\METHODS\PAH2EB.M (RTE Integrator)

Title : LL PAH ELEMENT ID 0607020

Last Update : Sat Jul 15 09:26:29 2006

Response via : Initial Calibration

DataAcq Meth : PAH2EA

Internal Standards	R.T.	QIon	Response	Conc	Units	Dev(Min)
1) 1,4-Dichlorobenzene-d4	3.15	152	16997	2.00	ng/uL	0.00
3) Naphthalene-d8	4.39	136	63246	2.00	ng/uL	0.00
8) Acenaphthene-d10	6.88	164	32329	2.00	ng/uL	0.00
13) Phenanthrene-d10	9.61	188	42674	2.00	ng/uL	0.00
19) Chrysene-d12	15.12	240	32974	2.00	ng/uL	0.00
24) Perylene-d12	17.93	264	33734	2.00	ng/uL	0.00

System Monitoring Compounds

2) 1,2 Dichlorobenzene-d4 (SUR)	3.32	152	2690m	0.28	ng/uL	0.00
Spiked Amount	2.500		Recovery	=	11.20%	
4) Nitrobenzene-d5 (SURR)	3.68	82	3306m	0.25	ng/uL	0.00
Spiked Amount	2.500		Recovery	=	10.00%	
9) 2-Fluorobiphenyl (SURR)	5.83	172	5393	0.25	ng/uL	0.00
Spiked Amount	2.500		Recovery	=	-10.00%	
14) 2,4,6-Tribromophenol (SURR)	8.32	330	429	0.84	ng/uL	0.00
Spiked Amount	3.750		Recovery	=	22.40%	
21) Terphenyl-d14 (SURR)	12.99	244	3361	0.25	ng/uL	0.00
Spiked Amount	2.500		Recovery	=	10.00%	

Target Compounds

					Qvalue	
5) Naphthalene	4.42	128	8211	0.23	ng/uL#	96
6) 2-Methylnaphthalene	5.27	142	4910	0.24	ng/uL	99
7) 1-Methylnaphthalene	5.42	142	5109	0.24	ng/uL	92
10) Acenaphthylene	6.62	152	8042	0.25	ng/uL#	99
11) Acenaphthene	6.94	153	5127	0.25	ng/uL	98
12) Fluorene	7.83	166	5608m	0.27	ng/uL	
15) Pentachlorophenol	9.55	266	311	0.15	ng/uL#	100
16) Phenanthrene	9.65	178	6844	0.25	ng/uL#	95
17) Anthracene	9.74	178	7362	0.27	ng/uL#	90
18) Fluoranthene	12.09	202	6580	0.27	ng/uL	95
20) Pyrene	12.54	202	7130	0.25	ng/uL	98
22) Benzo(a)anthracene	15.09	228	5925	0.25	ng/uL	99
23) Chrysene	15.17	228	6716	0.26	ng/uL	94
25) Benzo(b)fluoranthene	17.24	252	5694	0.23	ng/uL	93
26) Benzo(k)fluoranthene	17.28	252	8187m	0.26	ng/uL	
27) Benzo(a)pyrene	17.82	252	5955	0.25	ng/uL	97
28) Indeno(1,2,3-cd)pyrene	19.71	276	5742	0.41	ng/uL#	93
29) Dibenzo(a,h)anthracene	19.74	278	4155	0.38	ng/uL#	88
30) Benzo(g,h,i)perylene	20.13	276	5237	0.45	ng/uL#	92

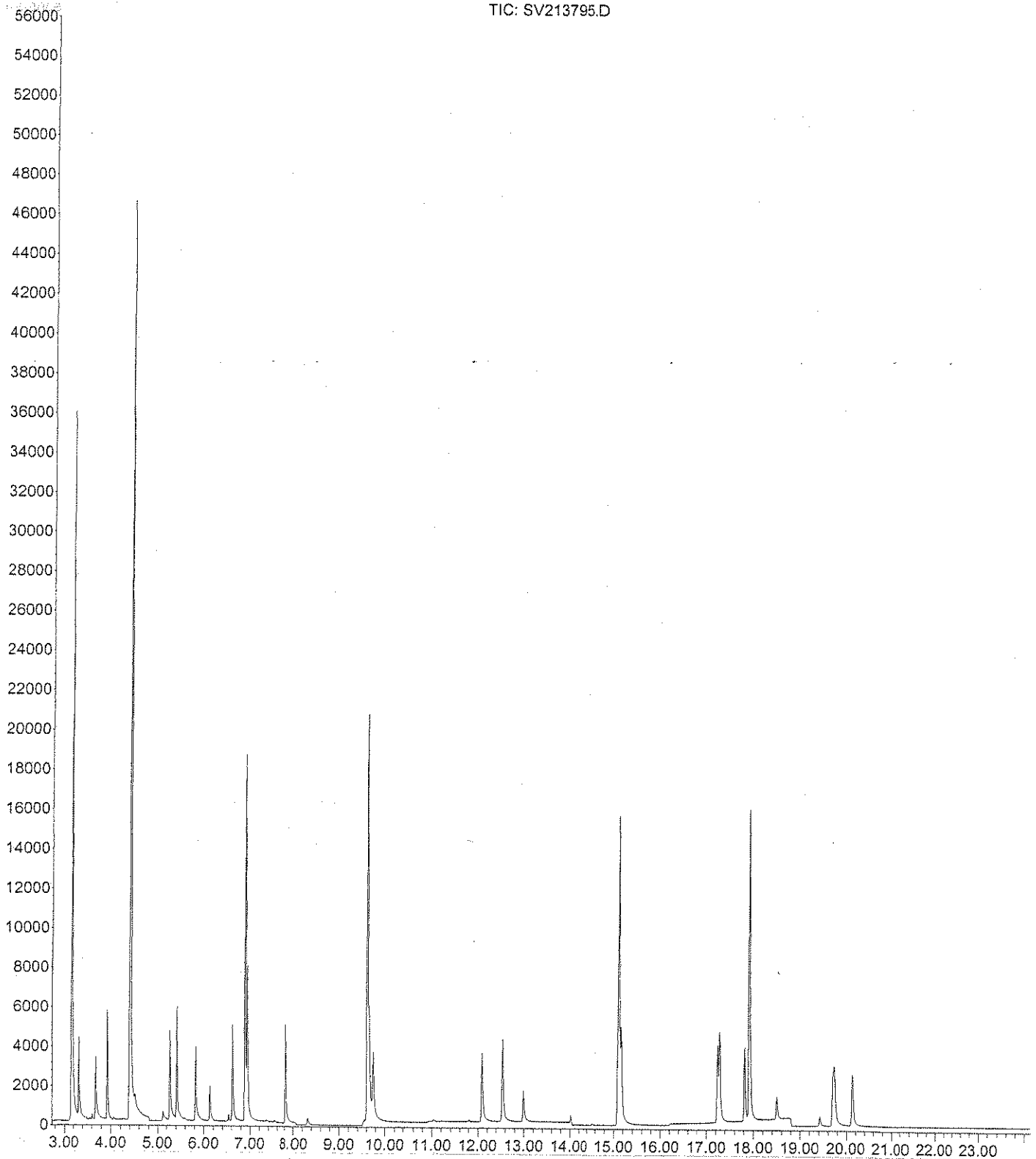
(#) = qualifier out of range (m) = manual integration

SV213795.D PAH2EB.M Sat Jul 15 10:40:54 2006

Quantitation Report

Data File : Q:\SVOA\MS2_ME\ME0706\ME071406\SV213795.D Vial: 5
Acq On : 14 Jul 2006 6:22 pm Operator: VSC
Sample : BPG0123-CAL2 Inst : GC/MS 2
Misc : Multiplr: 1.00
MS Integration Params: rteint.p
Quant Time: Jul 15 9:27 2006 Quant Results File: PAH2EB.RES

Method : C:\HPCHEM\1\METHODS\PAH2EB.M (RTE Integrator)
Title : LL PAH ELEMENT ID 0607020
Last Update : Sat Jul 15 09:34:23 2006
Response via : Initial Calibration



Data File : Q:\SVOA\MS2_ME\ME0706\ME071406\SV213796.D Vial: 6
 Acq On : 14 Jul 2006 6:53 pm Operator: VSC
 Sample : BPG0123-CAL3 Inst : GC/MS 2
 Misc : Multiplr: 1.00

MS Integration Params: rteint.p
 Quant Time: Jul 15 9:28 2006

Quant Results File: PAH2EB.RES

Quant Method : C:\HPCHEM\1\METHODS\PAH2EB.M (RTE Integrator)
 Title : LL PAH ELEMENT ID 0607020
 Last Update : Sat Jul 15 09:27:41 2006
 Response via : Initial Calibration
 DataAcq Meth : PAH2EA

Internal Standards	R.T.	QIon	Response	Conc	Units	Dev (Min)
1) 1,4-Dichlorobenzene-d4	3.15	152	18334	2.00	ng/uL	0.00
3) Naphthalene-d8	4.40	136	69402	2.00	ng/uL	0.00
8) Acenaphthene-d10	6.88	164	35978	2.00	ng/uL	0.00
13) Phenanthrene-d10	9.61	188	49819	2.00	ng/uL	0.00
19) Chrysene-d12	15.12	240	28926	2.00	ng/uL	0.00
24) Perylene-d12	17.92	264	29764	2.00	ng/uL	0.00

System Monitoring Compounds

2) 1,2 Dichlorobenzene-d4 (SUR)	3.32	152	4824m	0.44	ng/uL	0.00
Spiked Amount 2.500			Recovery	=	17.60%	
4) Nitrobenzene-d5 (SURR)	3.68	82	6836m	0.45	ng/uL	0.00
Spiked Amount 2.500			Recovery	=	18.00%	
9) 2-Fluorobiphenyl (SURR)	5.83	172	10953	0.44	ng/uL	0.00
Spiked Amount 2.500			Recovery	=	17.60%	
14) 2,4,6-Tribromophenol (SURR)	8.32	330	952	1.10	ng/uL	0.00
Spiked Amount 3.750			Recovery	=	29.33%	
21) Terphenyl-d14 (SURR)	12.99	244	5545	0.45	ng/uL	0.00
Spiked Amount 2.500			Recovery	=	18.00%	

Target Compounds

						Qvalue
5) Naphthalene	4.42	128	16474	0.42	ng/uL#	96
6) 2-Methylnaphthalene	5.27	142	9721	0.42	ng/uL	97
7) 1-Methylnaphthalene	5.41	142	9874	0.42	ng/uL	96
10) Acenaphthylene	6.62	152	16468	0.44	ng/uL#	99
11) Acenaphthene	6.93	153	10404	0.44	ng/uL	99
12) Fluorene	7.83	166	11090m	0.45	ng/uL	
15) Pentachlorophenol	9.55	266	445	0.18	ng/uL#	100
16) Phenanthrene	9.65	178	12940	0.40	ng/uL#	97
17) Anthracene	9.74	178	13904	0.41	ng/uL#	94
18) Fluoranthene	12.09	202	11879	0.39	ng/uL	96
20) Pyrene	12.54	202	12617	0.48	ng/uL	98
22) Benzo(a)anthracene	15.09	228	9491	0.44	ng/uL	99
23) Chrysene	15.17	228	10527	0.45	ng/uL	94
25) Benzo(b)fluoranthene	17.24	252	8938	0.39	ng/uL	95
26) Benzo(k)fluoranthene	17.28	252	11869	0.40	ng/uL#	84
27) Benzo(a)pyrene	17.82	252	9668	0.44	ng/uL	97
28) Indeno(1,2,3-cd)pyrene	19.71	276	9558	0.65	ng/uL#	92
29) Dibenzo(a,h)anthracene	19.74	278	7251	0.65	ng/uL#	88
30) Benzo(g,h,i)perylene	20.13	276	8377	0.68	ng/uL#	93

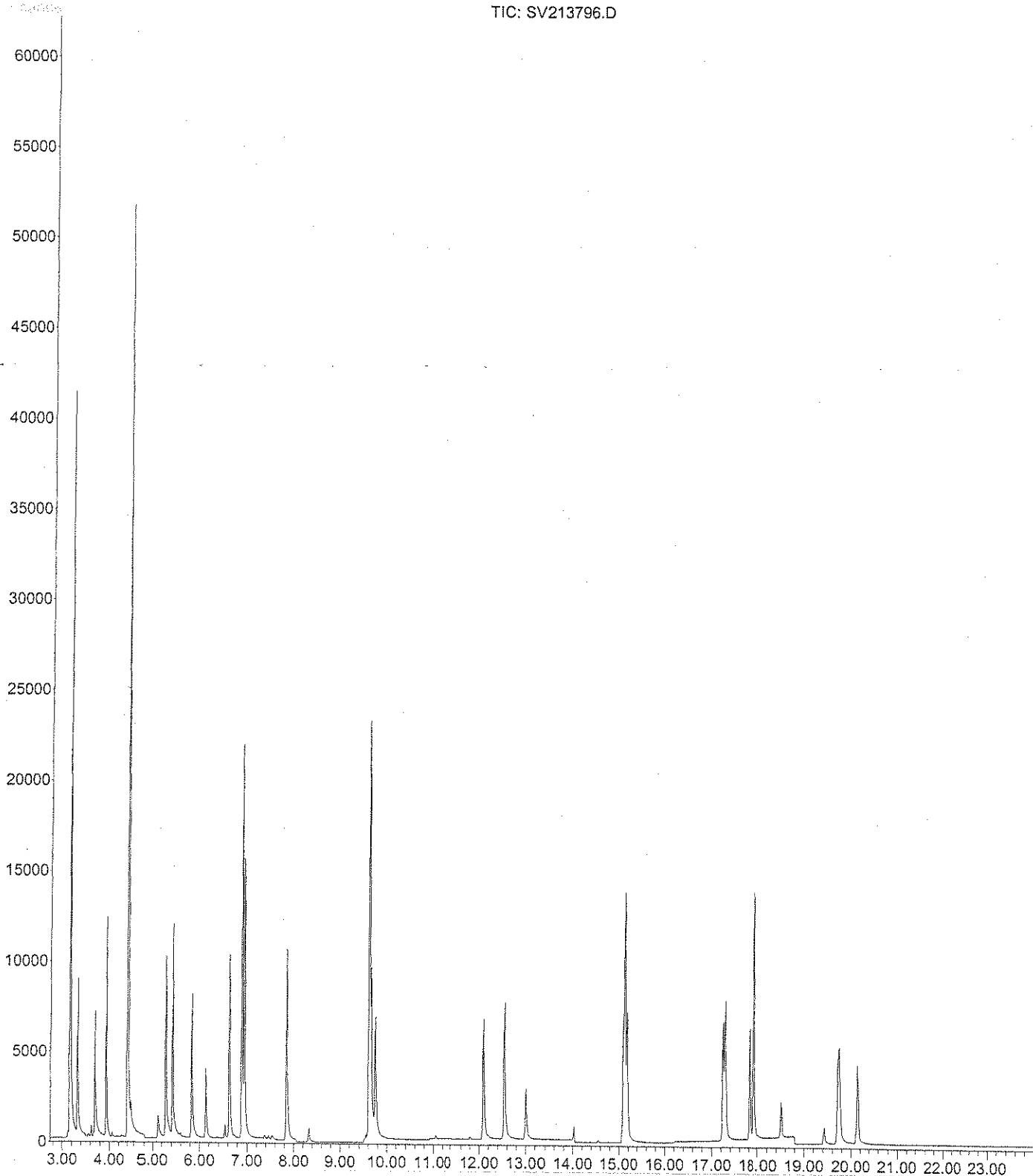
(#) = qualifier out of range (m) = manual integration
 SV213796.D PAH2EB.M Sat Jul 15 10:41:03 2006

Quantitation Report

Data File : Q:\SVOA\MS2_ME\ME0706\ME071406\SV213796.D Vial: 6
Acq On : 14 Jul 2006 6:53 pm Operator: VSC
Sample : BPG0123-CAL3 Inst : GC/MS 2
Misc : Multiplr: 1.00
MS Integration Params: rteint.p
Quant Time: Jul 15 9:28 2006 Quant Results File: PAH2EB.RES

Method : C:\HPCHEM\1\METHODS\PAH2EB.M (RTE Integrator)
Title : LL PAH ELEMENT ID 0607020
Last Update : Sat Jul 15 09:34:23 2006
Response via : Initial Calibration

TIC: SV213796.D



Data File : Q:\SVOA\MS2_ME\ME0706\ME071406\SV213793.D Vial: 3
 Acq On : 14 Jul 2006 5:21 pm Operator: VSC
 Sample : BPG0123-CAL4 Inst : GC/MS 2
 Misc : Multiplr: 1.00

MS Integration Params: rteint.p

Quant Time: Jul 15 9:29 2006

Quant Results File: PAH2EB.RES

Quant Method : C:\HPCHEM\1\METHODS\PAH2EB.M (RTE Integrator)

Title : LL PAH ELEMENT ID 0607020

Last Update : Sat Jul 15 09:28:51 2006

Response via : Initial Calibration

DataAcq Meth : PAH2EA

Internal Standards	R.T.	QIon	Response	Conc	Units	Dev(Min)
1) 1,4-Dichlorobenzene-d4	3.15	152	17144	2.00	ng/uL	0.00
3) Naphthalene-d8	4.39	136	66119	2.00	ng/uL	0.00
8) Acenaphthene-d10	6.88	164	33961	2.00	ng/uL	0.00
13) Phenanthrene-d10	9.61	188	51240	2.00	ng/uL	0.00
19) Chrysene-d12	15.11	240	30158	2.00	ng/uL	0.00
24) Perylene-d12	17.92	264	31238	2.00	ng/uL	0.00

System Monitoring Compounds

2) 1,2 Dichlorobenzene-d4 (SUR)	3.32	152	9506m	0.89	ng/uL	0.00
Spiked Amount 2.500			Recovery	=	35.60%	
4) Nitrobenzene-d5 (SURR)	3.67	82	16375m	1.10	ng/uL	0.00
Spiked Amount 2.500			Recovery	=	44.00%	
9) 2-Fluorobiphenyl (SURR)	5.82	172	25476	1.04	ng/uL	0.00
Spiked Amount 2.500			Recovery	=	41.60%	
14) 2,4,6-Tribromophenol (SURR)	8.32	330	2762	2.32	ng/uL	0.00
Spiked Amount 3.750			Recovery	=	61.87%	
21) Terphenyl-d14 (SURR)	12.98	244	14382	1.08	ng/uL	-0.01
Spiked Amount 2.500			Recovery	=	43.20%	

Target Compounds

						Qvalue
5) Naphthalene	4.42	128	38524	1.01	ng/uL#	96
6) 2-Methylnaphthalene	5.27	142	23099	1.03	ng/uL	96
7) 1-Methylnaphthalene	5.41	142	23517	1.02	ng/uL	94
10) Acenaphthylene	6.62	152	37782	1.03	ng/uL#	100
11) Acenaphthene	6.93	153	24006	1.03	ng/uL	99
12) Fluorene	7.83	166	26723m	1.10	ng/uL	
15) Pentachlorophenol	9.55	266	722	0.31	ng/uL#	100
16) Phenanthrene	9.65	178	31893	0.93	ng/uL#	97
17) Anthracene	9.74	178	33990	0.95	ng/uL#	94
18) Fluoranthene	12.09	202	30546	0.97	ng/uL	94
20) Pyrene	12.53	202	32453	1.13	ng/uL	98
22) Benzo(a)anthracene	15.08	228	24655	1.06	ng/uL	99
23) Chrysene	15.17	228	26314	1.03	ng/uL	93
25) Benzo(b)fluoranthene	17.23	252	24338	1.01	ng/uL	95
26) Benzo(k)fluoranthene	17.27	252	31922	1.02	ng/uL#	86
27) Benzo(a)pyrene	17.82	252	25367	1.05	ng/uL	96
28) Indeno(1,2,3-cd)pyrene	19.70	276	25252	1.42	ng/uL#	90
29) Dibenzo(a,h)anthracene	19.73	278	19577	1.44	ng/uL#	87
30) Benzo(g,h,i)perylene	20.12	276	21821	1.43	ng/uL#	92

(#) = qualifier out of range (m) = manual integration

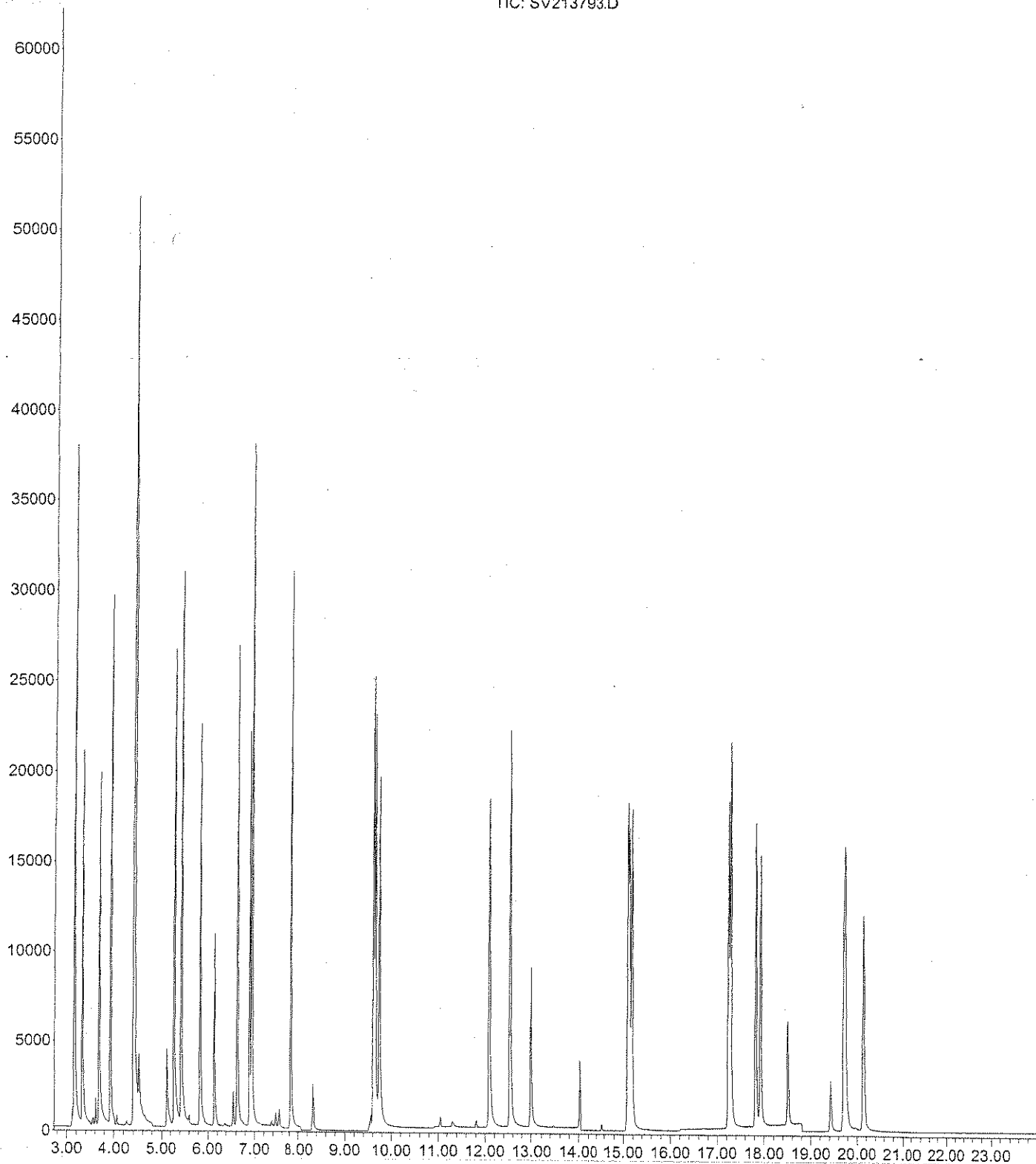
SV213793.D PAH2EB.M Sat Jul 15 10:41:17 2006

Quantitation Report

Data File : Q:\SVOA\MS2_ME\ME0706\ME071406\SV213793.D Vial: 3
Acq On : 14 Jul 2006 5:21 pm Operator: VSC
Sample : BPG0123-CAL4 Inst : GC/MS 2
Misc : Multiplr: 1.00
MS Integration Params: rteint.p
Quant Time: Jul 15 9:29 2006 Quant Results File: PAH2EB.RES

Method : C:\HPCHEM\1\METHODS\PAH2EB.M (RTE Integrator)
Title : LL PAH ELEMENT ID 0607020
Last Update : Sat Jul 15 09:34:23 2006
Response via : Initial Calibration

TIC: SV213793.D



Data File : Q:\SVOA\MS2_ME\ME0706\ME071406\SV213797.D Vial: 7
 Acq On : 14 Jul 2006 7:23 pm Operator: VSC
 Sample : BPG0123-CAL5 Inst : GC/MS 2
 Misc : Multiplr: 1.00

MS Integration Params: rteint.p

Quant Time: Jul 15 9:30 2006

Quant Results File: PAH2EB.RES

Quant Method : C:\HPCHEM\1\METHODS\PAH2EB.M (RTE Integrator)

Title : LL PAH ELEMENT ID 0607020

Last Update : Sat Jul 15 09:29:48 2006

Response via : Initial Calibration

DataAcq Meth : PAH2EA

Internal Standards	R.T.	QIon	Response	Conc	Units	Dev(Min)
1) 1,4-Dichlorobenzene-d4	3.15	152	19292	2.00	ng/uL	0.00
3) Naphthalene-d8	4.39	136	74992	2.00	ng/uL	0.00
8) Acenaphthene-d10	6.88	164	39646	2.00	ng/uL	0.00
13) Phenanthrene-d10	9.61	188	58688	2.00	ng/uL	0.00
19) Chrysene-d12	15.12	240	34673	2.00	ng/uL	0.00
24) Perylene-d12	17.92	264	33906	2.00	ng/uL	0.00

System Monitoring Compounds

2) 1,2 Dichlorobenzene-d4 (SUR)	3.32	152	19653m	1.62	ng/uL	0.00
Spiked Amount	2.500		Recovery	=	64.80%	
4) Nitrobenzene-d5 (SURR)	3.68	82	36239m	2.08	ng/uL	0.00
Spiked Amount	2.500		Recovery	=	83.20%	
9) 2-Fluorobiphenyl (SURR)	5.82	172	56784	1.96	ng/uL	0.00
Spiked Amount	2.500		Recovery	=	78.40%	
14) 2,4,6-Tribromophenol (SURR)	8.32	330	6413	3.62	ng/uL	0.00
Spiked Amount	3.750		Recovery	=	96.53%	
21) Terphenyl-d14 (SURR)	12.98	244	31248	1.99	ng/uL	0.00
Spiked Amount	2.500		Recovery	=	79.60%	

Target Compounds

						Qvalue
5) Naphthalene	4.42	128	85257	1.95	ng/uL#	96
6) 2-Methylnaphthalene	5.27	142	52304	2.02	ng/uL	97
7) 1-Methylnaphthalene	5.41	142	52739	2.00	ng/uL	94
10) Acenaphthylene	6.62	152	86631	1.99	ng/uL#	100
11) Acenaphthene	6.93	153	54394	1.97	ng/uL	98
12) Fluorene	7.83	166	60654m	2.07	ng/uL	
15) Pentachlorophenol	9.55	266	1154	0.47	ng/uL#	100
16) Phenanthrene	9.65	178	70821	1.79	ng/uL#	98
17) Anthracene	9.74	178	73964	1.79	ng/uL#	94
18) Fluoranthene	12.09	202	64979	1.78	ng/uL	94
20) Pyrene	12.53	202	69162	2.02	ng/uL	98
22) Benzo(a)anthracene	15.08	228	56080	2.04	ng/uL	100
23) Chrysene	15.17	228	58065	1.95	ng/uL	93
25) Benzo(b)fluoranthene	17.23	252	53876	2.03	ng/uL	96
26) Benzo(k)fluoranthene	17.28	252	68271	1.99	ng/uL#	86
27) Benzo(a)pyrene	17.82	252	55939	2.08	ng/uL	95
28) Indeno(1,2,3-cd)pyrene	19.70	276	54394	2.50	ng/uL#	89
29) Dibenzo(a,h)anthracene	19.73	278	42643	2.57	ng/uL#	86
30) Benzo(g,h,i)perylene	20.12	276	46233	2.48	ng/uL#	91

(#) = qualifier out of range (m) = manual integration

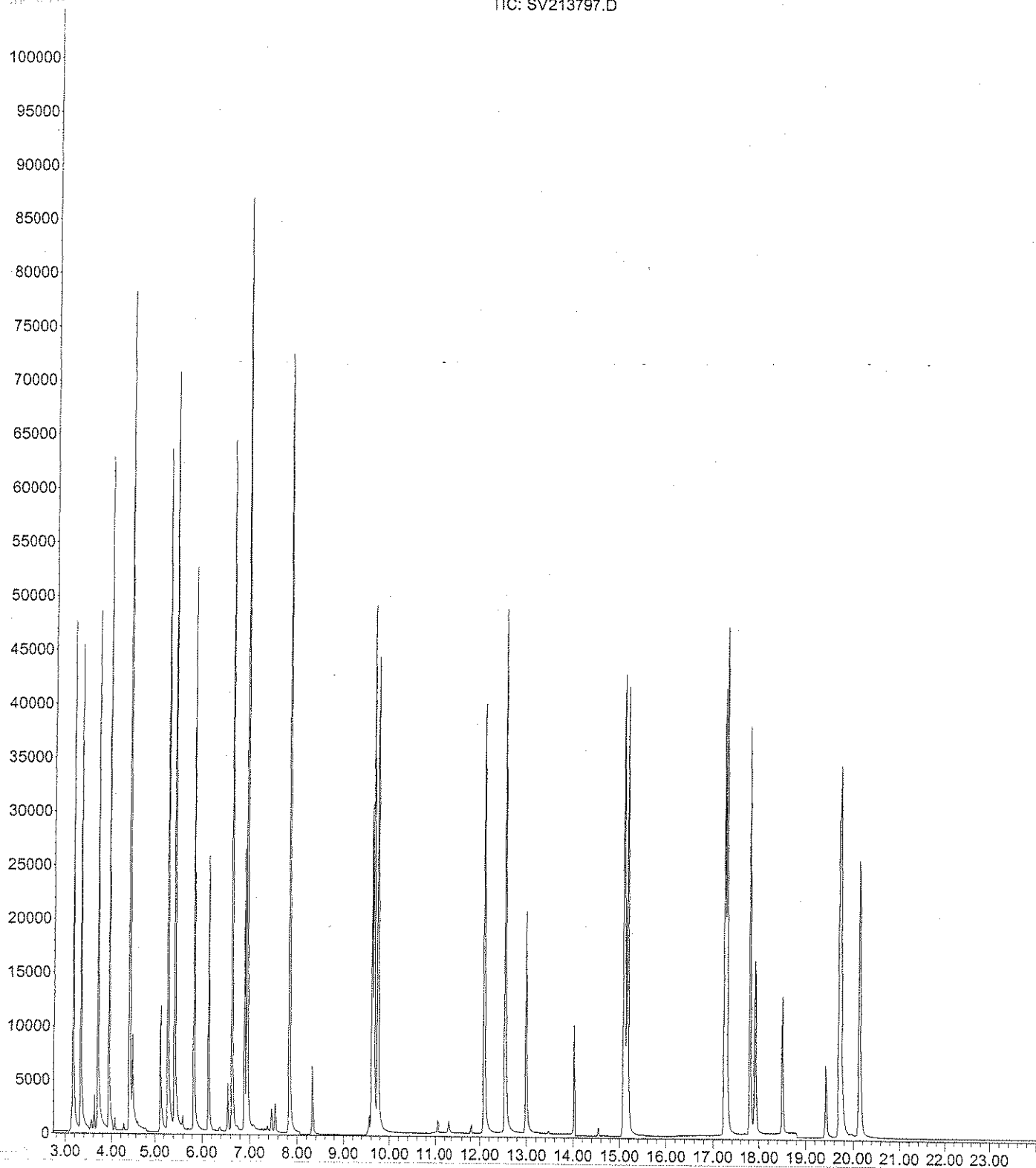
SV213797.D PAH2EB.M Sat Jul 15 10:41:28 2006

Quantitation Report

Data File : Q:\SVOA\MS2_ME\ME0706\ME071406\SV213797.D Vial: 7
Acq On : 14 Jul 2006 7:23 pm Operator: VSC
Sample : BPG0123-CAL5 Inst : GC/MS 2
Misc : Multiplr: 1.00
MS Integration Params: rteint.p
Quant Time: Jul 15 9:30 2006 Quant Results File: PAH2EB.RES

Method : C:\HPCHEM\1\METHODS\PAH2EB.M (RTE Integrator)
Title : LL PAH ELEMENT ID 0607020
Last Update : Sat Jul 15 09:34:23 2006
Response via : Initial Calibration

TIC: SV213797.D



Data File : Q:\SVOA\MS2_ME\ME0706\ME071406\SV213798.D Vial: 8
 Acq On : 14 Jul 2006 7:54 pm Operator: VSC
 Sample : BPG0123-CAL6 Inst : GC/MS 2
 Misc : Multiplr: 1.00

MS Integration Params: rteint.p
 Quant Time: Jul 15 9:31 2006

Quant Results File: PAH2EB.RES

Quant Method : C:\HPCHEM\1\METHODS\PAH2EB.M (RTE Integrator)
 Title : LL PAH ELEMENT ID 0607020
 Last Update : Sat Jul 15 09:30:41 2006
 Response via : Initial Calibration
 DataAcq Meth : PAH2EA

Internal Standards	R.T.	QIon	Response	Conc	Units	Dev(Min)
1) 1,4-Dichlorobenzene-d4	3.15	152	16759	2.00	ng/uL	0.00
3) Naphthalene-d8	4.40	136	66129	2.00	ng/uL	0.00
8) Acenaphthene-d10	6.88	164	34938	2.00	ng/uL	0.00
13) Phenanthrene-d10	9.61	188	47387	2.00	ng/uL	0.00
19) Chrysene-d12	15.11	240	31300	2.00	ng/uL	0.00
24) Perylene-d12	17.92	264	29925	2.00	ng/uL	0.00

System Monitoring Compounds

2) 1,2 Dichlorobenzene-d4 (SUR)	3.32	152	41542m	3.88	ng/uL	0.00
Spiked Amount 2.500			Recovery =	155.20%		
4) Nitrobenzene-d5 (SURR)	3.68	82	80823	5.10	ng/uL	0.00
Spiked Amount 2.500			Recovery =	204.00%		
9) 2-Fluorobiphenyl (SURR)	5.82	172	123751	4.73	ng/uL	0.00
Spiked Amount 2.500			Recovery =	189.20%		
14) 2,4,6-Tribromophenol (SURR)	8.32	330	14940	8.35	ng/uL	0.00
Spiked Amount 3.750			Recovery =	222.67%		
21) Terphenyl-d14 (SURR)	12.98	244	71547	4.90	ng/uL	0.00
Spiked Amount 2.500			Recovery =	196.00%		

Target Compounds

					Qvalue
5) Naphthalene	4.41	128	187227	4.76 ng/uL#	96
6) 2-Methylnaphthalene	5.27	142	115863	4.96 ng/uL	97
7) 1-Methylnaphthalene	5.41	142	116162	4.89 ng/uL	92
10) Acenaphthylene	6.62	152	193520	4.90 ng/uL#	100
11) Acenaphthene	6.93	153	120430	4.83 ng/uL	99
12) Fluorene	7.83	166	134851m	5.04 ng/uL	
15) Pentachlorophenol	9.55	266	2233	1.28 ng/uL#	100
16) Phenanthrene	9.65	178	158112	4.90 ng/uL#	98
17) Anthracene	9.74	178	163439	4.83 ng/uL#	93
18) Fluoranthene	12.08	202	148977	4.99 ng/uL	93
20) Pyrene	12.53	202	157283	4.90 ng/uL	97
22) Benzo(a)anthracene	15.08	228	131597	5.12 ng/uL	99
23) Chrysene	15.16	228	129011	4.67 ng/uL	93
25) Benzo(b)fluoranthene	17.23	252	132478	5.56 ng/uL	94
26) Benzo(k)fluoranthene	17.28	252	145504m	4.69 ng/uL	
27) Benzo(a)pyrene	17.82	252	127497	5.19 ng/uL	97
28) Indeno(1,2,3-cd)pyrene	19.70	276	121816	5.68 ng/uL#	88
29) Dibenzo(a,h)anthracene	19.73	278	93500	5.71 ng/uL#	85
30) Benzo(g,h,i)perylene	20.12	276	104737	5.67 ng/uL#	90

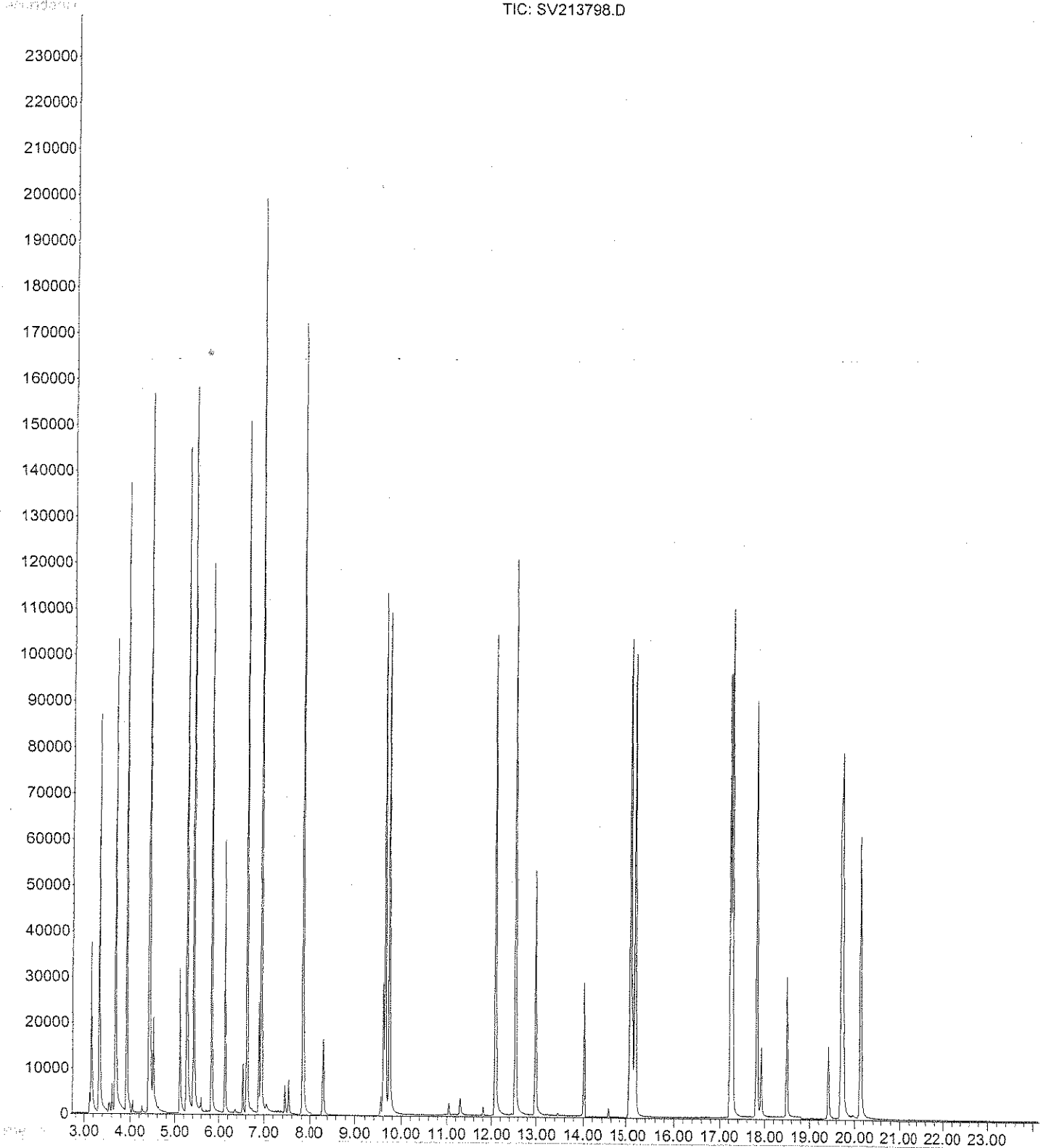
(#) = qualifier out of range (m) = manual integration

Quantitation Report

Data File : Q:\SVOA\MS2_ME\ME0706\ME071406\SV213798.D Vial: 8
Acq On : 14 Jul 2006 7:54 pm Operator: VSC
Sample : BPG0123-CAL6 Inst : GC/MS 2
Misc : Multiplr: 1.00
MS Integration Params: rteint.p
Quant Time: Jul 15 9:31 2006 Quant Results File: PAH2EB.RES

Method : C:\HPCHEM\1\METHODS\PAH2EB.M (RTE Integrator)
Title : LL PAH ELEMENT ID 0607020
Last Update : Sat Jul 15 09:34:23 2006
Response via : Initial Calibration

TIC: SV213798.D



Data File : Q:\SVOA\MS2_ME\ME0706\ME071406\SV213799.D Vial: 9
 Acq On : 14 Jul 2006 8:25 pm Operator: VSC
 Sample : BPG0123-CAL7 Inst : GC/MS 2
 Misc : Multiplr: 1.00

MS Integration Params: rteint.p

Quant Time: Jul 15 9:32 2006

Quant Results File: PAH2EB.RES

Quant Method : C:\HPCHEM\1\METHODS\PAH2EB.M (RTE Integrator)

Title : LL PAH ELEMENT ID 0607020

Last Update : Sat Jul 15 09:31:52 2006

Response via : Initial Calibration

DataAcq Meth : PAH2EA

Internal Standards	R.T.	QIon	Response	Conc	Units	Dev(Min)
1) 1,4-Dichlorobenzene-d4	3.15	152	15698	2.00	ng/uL	0.00
3) Naphthalene-d8	4.40	136	62537	2.00	ng/uL	0.00
8) Acenaphthene-d10	6.88	164	33454	2.00	ng/uL	0.00
13) Phenanthrene-d10	9.60	188	41567	2.00	ng/uL	0.00
19) Chrysene-d12	15.11	240	27004	2.00	ng/uL	0.00
24) Perylene-d12	17.92	264	26509	2.00	ng/uL	0.00

System Monitoring Compounds

2) 1,2 Dichlorobenzene-d4 (SUR)	3.32	152	60564m	5.99	ng/uL	0.00
Spiked Amount	2.500		Recovery	=	239.60%	
4) Nitrobenzene-d5 (SURRE)	3.68	82	120600	7.83	ng/uL	0.00
Spiked Amount	2.500		Recovery	=	313.20%	
9) 2-Fluorobiphenyl (SURRE)	5.82	172	186635	7.33	ng/uL	0.00
Spiked Amount	2.500		Recovery	=	293.20%	
14) 2,4,6-Tribromophenol (SURRE)	8.31	330	21720	11.25	ng/uL	0.00
Spiked Amount	3.750		Recovery	=	300.00%	
21) Terphenyl-d14 (SURRE)	12.98	244	96138	7.42	ng/uL	0.00
Spiked Amount	2.500		Recovery	=	296.80%	

Target Compounds

					Qvalue	
5) Naphthalene	4.41	128	281417	7.47	ng/uL#	96
6) 2-Methylnaphthalene	5.26	142	176080	7.83	ng/uL	97
7) 1-Methylnaphthalene	5.41	142	175699	7.67	ng/uL	92
10) Acenaphthylene	6.62	152	293444	7.59	ng/uL#	100
11) Acenaphthene	6.93	153	182687	7.49	ng/uL	99
12) Fluorene	7.83	166	199330	7.54	ng/uL	98
15) Pentachlorophenol	9.55	266	2837	2.23	ng/uL#	100
16) Phenanthrene	9.65	178	221297	7.64	ng/uL#	98
17) Anthracene	9.73	178	224655	7.40	ng/uL#	93
18) Fluoranthene	12.08	202	199607	7.44	ng/uL	92
20) Pyrene	12.53	202	211712	7.39	ng/uL	97
22) Benzo(a)anthracene	15.08	228	180889	7.90	ng/uL	99
23) Chrysene	15.17	228	175528	7.18	ng/uL	92
25) Benzo(b)fluoranthene	17.23	252	179926	8.25	ng/uL	95
26) Benzo(k)fluoranthene	17.28	252	212014	7.55	ng/uL#	84
27) Benzo(a)pyrene	17.81	252	182763	8.15	ng/uL	97
28) Indeno(1,2,3-cd)pyrene	19.70	276	177413	8.49	ng/uL#	87
29) Dibenzo(a,h)anthracene	19.73	278	135192	8.48	ng/uL#	84
30) Benzo(g,h,i)perylene	20.12	276	152813	8.42	ng/uL#	90

(#) = qualifier out of range (m) = manual integration

SV213799.D PAH2EB.M Sat Jul 15 10:41:56 2006

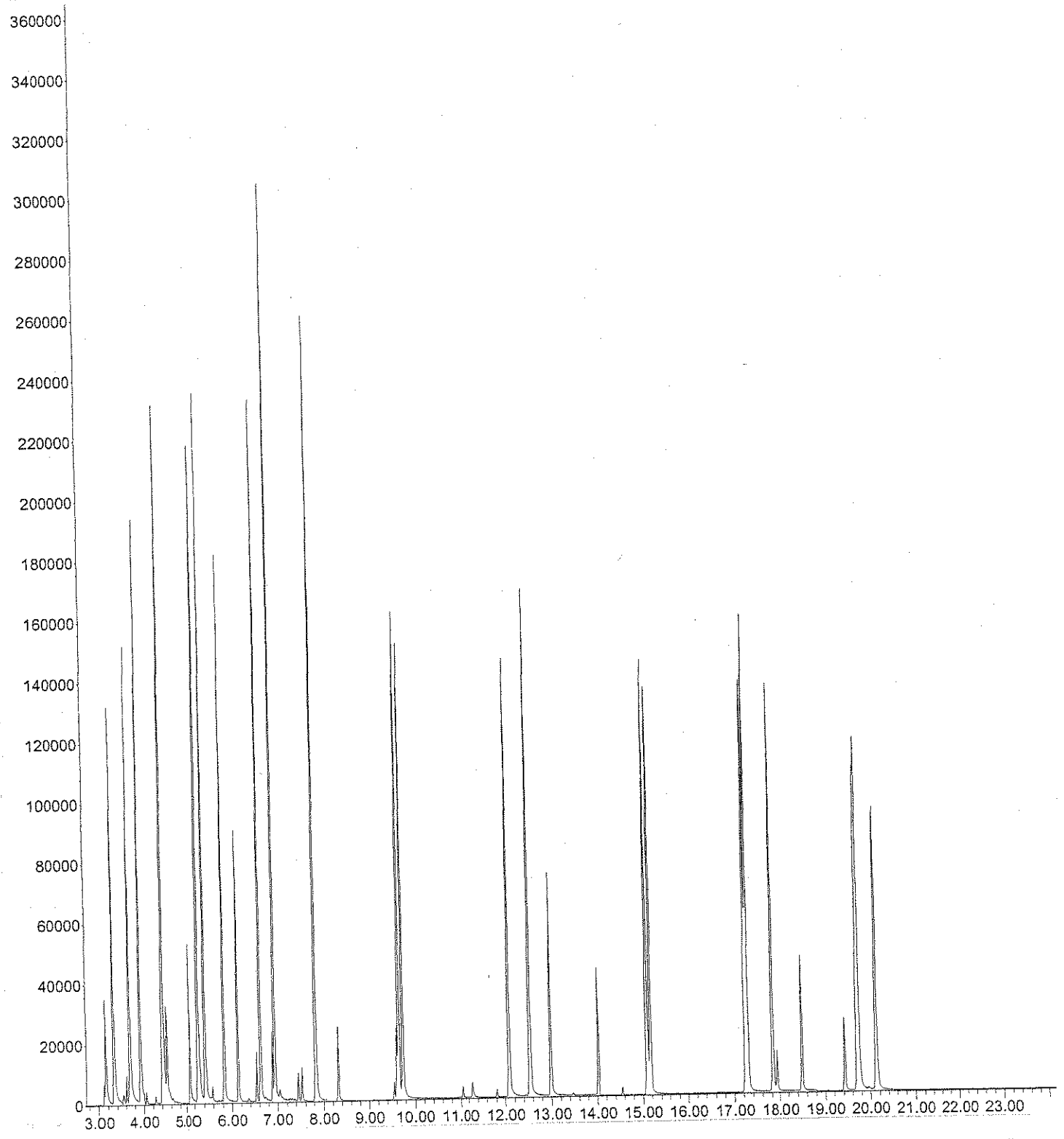
Data File : Q:\SVOA\MS2_ME\ME0706\ME071406\SV213799.D Vial: 9
Acq On : 14 Jul 2006 8:25 pm Operator: VSC
Sample : BPG0123-CAL7 Inst : GC/MS 2
Misc : Multiplr: 1.00

MS Integration Params: rteint.p
Quant Time: Jul 15 9:32 2006

Quant Results File: PAH2EB.RES

Method : C:\HPCHEM\1\METHODS\PAH2EB.M (RTE Integrator)
Title : LL PAH ELEMENT ID 0607020
Last Update : Sat Jul 15 09:34:23 2006
Response via : Initial Calibration

TIC: SV213799.D



Data File : Q:\SVOA\MS2_ME\ME0706\ME071506\SV213801.D Vial: 2
 Acq On : 15 Jul 2006 10:03 am Operator: VSC
 Sample : BPG0124-SCV1 Inst : GC/MS 2
 Misc : TV= 1.00 Multiplr: 1.00

MS Integration Params: rteint.p

Quant Time: Jul 15 10:37 2006

Quant Results File: PAH2EB.RES

Quant Method : C:\HPCHEM\1\METHODS\PAH2EB.M (RTE Integrator)

Title : LL PAH ELEMENT ID 0607020

Last Update : Sat Jul 15 09:34:23 2006

Response via : Initial Calibration

DataAcq Meth : PAH2EA

Internal Standards	R.T.	QIon	Response	Conc	Units	Dev(Min)
1) 1,4-Dichlorobenzene-d4	3.14	152	20469	2.00	ng/uL	0.00
3) Naphthalene-d8	4.39	136	75047	2.00	ng/uL	0.00
8) Acenaphthene-d10	6.87	164	35653	2.00	ng/uL	-0.01
13) Phenanthrene-d10	9.60	188	45190	2.00	ng/uL	0.00
19) Chrysene-d12	15.10	240	31136	2.00	ng/uL	0.00
24) Perylene-d12	17.91	264	33671	2.00	ng/uL	0.00

System Monitoring Compounds

2) 1,2 Dichlorobenzene-d4 (SUR)	3.31	152	12253m	1.11	ng/uL	-0.01
Spiked Amount	2.500		Recovery	=	44.40%	
4) Nitrobenzene-d5 (SURRE)	3.67	82	19847	1.04	ng/uL	0.00
Spiked Amount	2.500		Recovery	=	41.60%	
9) 2-Fluorobiphenyl (SURRE)	5.82	172	29855	1.08	ng/uL	0.00
Spiked Amount	2.500		Recovery	=	43.20%	
14) 2,4,6-Tribromophenol (SURRE)	8.31	330	2239	0.89	ng/uL	0.00
Spiked Amount	3.750		Recovery	=	23.73%	
21) Terphenyl-d14 (SURRE)	12.97	244	14996	0.98	ng/uL	-0.01
Spiked Amount	2.500		Recovery	=	39.20%	

Target Compounds

						Qvalue
5) Naphthalene	4.40	128	38558	0.84	ng/uL#	96
6) 2-Methylnaphthalene	5.26	142	22661	0.82	ng/uL	100
10) Acenaphthylene	6.61	152	32287	0.77	ng/uL#	100
11) Acenaphthene	6.92	153	21500	0.81	ng/uL	98
12) Fluorene	7.82	166	22253m	0.77	ng/uL	
15) Pentachlorophenol	9.54	266	697	1.23	ng/uL#	100
16) Phenanthrene	9.64	178	24806	0.85	ng/uL#	97
17) Anthracene	9.73	178	26653	0.79	ng/uL#	92
18) Fluoranthene	12.08	202	23826	0.79	ng/uL	95
20) Pyrene	12.52	202	24552	0.72	ng/uL	98
22) Benzo(a)anthracene	15.07	228	21703	0.80	ng/uL	99
23) Chrysene	15.15	228	23639	0.82	ng/uL	93
25) Benzo(b)fluoranthene	17.22	252	23216	0.82	ng/uL	92
26) Benzo(k)fluoranthene	17.26	252	28672m	0.78	ng/uL	
27) Benzo(a)pyrene	17.80	252	23707	0.81	ng/uL	95
28) Indeno(1,2,3-cd)pyrene	19.69	276	22974	0.79	ng/uL#	93
29) Dibenzo(a,h)anthracene	19.72	278	17524	0.79	ng/uL#	90
30) Benzo(g,h,i)perylene	20.12	276	20482	0.81	ng/uL#	94

(#) = qualifier out of range (m) = manual integration

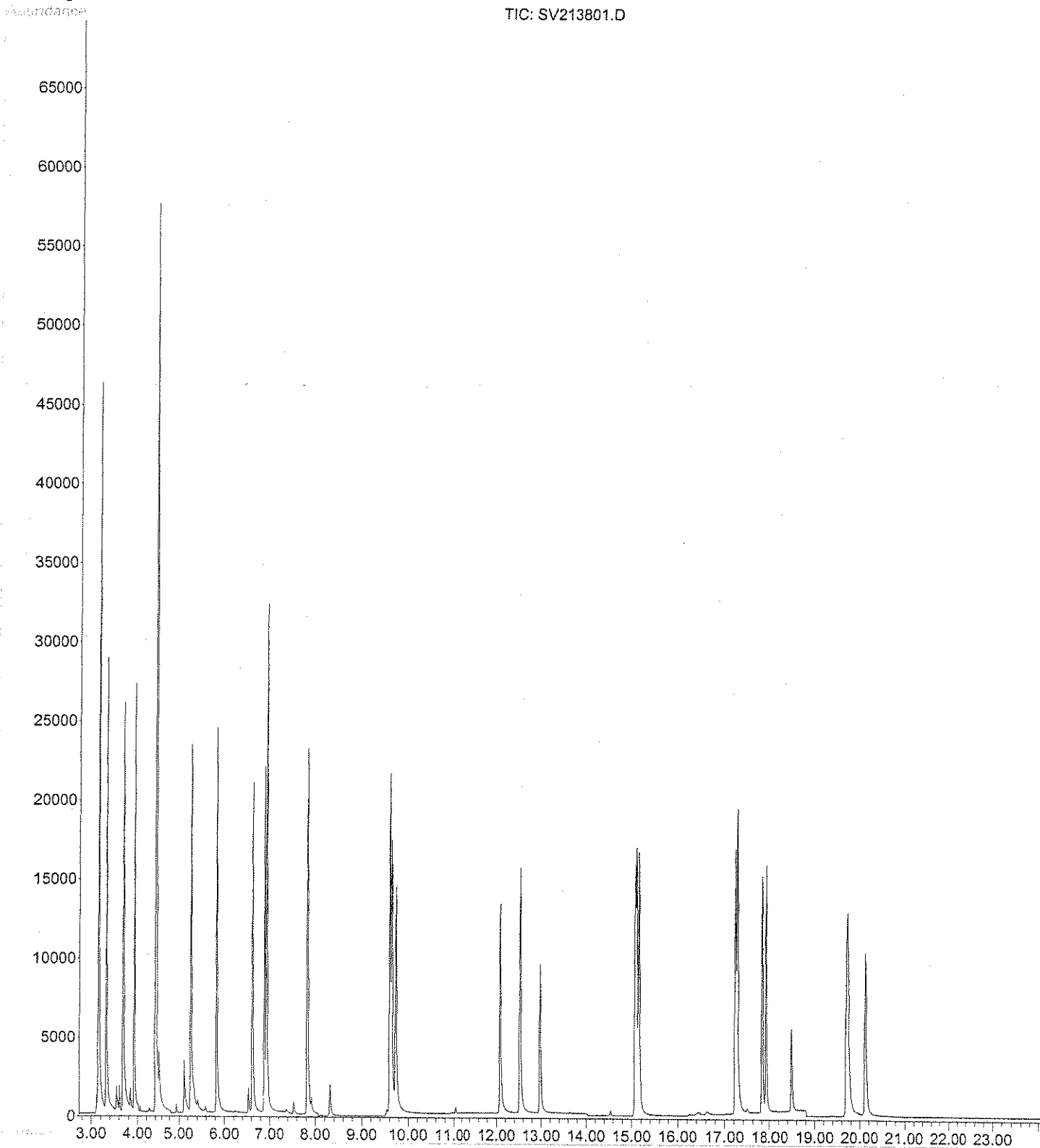
SV213801.D PAH2EB.M Sat Jul 15 10:42:23 2006

Quantitation Report

Data File : Q:\SVOA\MS2_ME\ME0706\ME071506\SV213801.D Vial: 2
Acq On : 15 Jul 2006 10:03 am Operator: VSC
Sample : BPG0124-SCV1 Inst : GC/MS 2
Misc : Multiplr: 1.00
MS Integration Params: rteint.p
Quant Time: Jul 15 10:37 2006 Quant Results File: PAH2EB.RES

Method : C:\HPCHEM\1\METHODS\PAH2EB.M (RTE Integrator)
Title : LL PAH ELEMENT ID 0607020
Last Update : Sat Jul 15 09:34:23 2006
Response via : Initial Calibration

TIC: SV213801.D



Evaluate Continuing Calibration Report

Data File : Q:\SVOA\MS2_ME\ME0706\ME071506\SV213801.D Vial: 2
 Acq On : 15 Jul 2006 10:03 am Operator: VSC
 Sample : BPG0124-SCV1 Inst : GC/MS 2
 Misc : Multiplr: 1.00
 MS Integration Params: rteint.p

Method : C:\HPCHEM\1\METHODS\PAH2EB.M (RTE Integrator)
 Title : LL PAH ELEMENT ID 0607020
 Last Update : Sat Jul 15 10:42:47 2006
 Response via : Multiple Level Calibration

Min. RRF : 0.050 Min. Rel. Area : 50% Max. R.T. Dev 0.50min
 Max. RRF Dev : 30% Max. Rel. Area : 200%

	Compound	AvgRF	CCRF	%Dev	Area%	Dev(min)
1 I	1,4-Dichlorobenzene-d4	1.000	1.000	0.0	119	0.00
2 S	1,2 Dichlorobenzene-d4 (SURR)	1.302	1.197	8.1	129	-0.01
3	Naphthalene-d8	1.000	1.000	0.0	114	0.00
4 S	Nitrobenzene-d5 (SURR)	0.506	0.529	-4.5	121	0.00
5	Naphthalene	1.225	1.028	16.1	100	0.00
6	2-Methylnaphthalene	0.734	0.604	17.7	98	0.00
7	1-Methylnaphthalene	0.746	0.023#	96.9#	4#	0.00
8	Acenaphthene-d10	1.000	1.000	0.0	105	-0.01
9 S	2-Fluorobiphenyl (SURR)	1.550	1.675	-8.1	117	0.00
10	Acenaphthylene	2.367	1.811	23.5	85	0.00
11 C	Acenaphthene	1.494	1.206	19.3#	90	0.00
12	Fluorene	1.630	1.248	23.4	83	0.00
13	Phenanthrene-d10	1.000	1.000	0.0	88	0.00
14 S	2,4,6-Tribromophenol (SURR)	0.111	0.099	10.8	81	0.00
15 C	Pentachlorophenol	0.047	0.031#	34.0#	97	-0.02
16	Phenanthrene	1.429	1.098	23.2	78	0.00
17	Anthracene	1.496	1.180	21.1	78	0.00
18 C	Fluoranthene	1.327	1.054	20.6#	78	0.00
19	Chrysene-d12	1.000	1.000	0.0	103	0.00
20	Pyrene	2.185	1.577	27.8	76	-0.01
21 S	Terphenyl-d14 (SURR)	0.986	0.963	2.3	104	-0.01
22	Benzo(a)anthracene	1.751	1.394	20.4	88	-0.01
23	Chrysene	1.860	1.518	18.4	90	-0.01
24	Perylene-d12	1.000	1.000	0.0	108	0.00
25	Benzo(b)fluoranthene	1.681	1.379	18.0	95	-0.01
26	Benzo(k)fluoranthene	2.178	1.703	21.8	90	-0.01
27 C	Benzo(a)pyrene	1.748	1.408	19.5#	93	0.00
28	Indeno(1,2,3-cd)pyrene	1.726	1.365	20.9	91	0.00
29	Dibenzo(a,h)anthracene	1.313	1.041	20.7	90	0.00
30	Benzo(g,h,i)perylene	1.510	1.217	19.4	94	0.00

**ESS LABORATORY
GCMS2 RUN LOG**

COLUMN DB5MS

BATCH DATE	VIAL #	FILE #	LAB ID	METHOD	COMMENTS / DILUTION / STANDARD ID	ANALYST
7/12/06	16	SV2 13767	0607077-01	SV2KH	25 failed 66-01034	VSC
	17	SV2 68	BG61127-MS1		25 failed	
	18	SV2 69	BG61127-MS01			
7/12/06	19	SV2 70	0607078-01	SV2KH		VSC
7/13/06	1	SV2 71	BPG008-Turn	DFTPP	6F26111	VSC
	2	SV2 72	CCVI	PAH2EA	scan check	
	3	SV2 73	BPG0108-CCVI	PAH2EA	66-12077	
	4	SV2 74	LOAH SWR AL	PAH2EA	6F13054	
	5	SV2 75	BPG0109-CCVI	SV2KH	66-10021	
	6	SV2 76	BG61227-BVK1		66-1034	
	7	SV2 77	BG61227-BS1			
	8	SV2 78	BG61227-BS01			
	9	SV2 79	0607129-02			
	10	SV2 80	BG61227-MS1			
	11	SV2 81	BG61227-MS01			
	12	SV2 82	0607129-03			
	13	SV2 83	0607129-01			
	14	SV2 84	Solvent			
7/13/06	15	SV2 85	BG61127-BS1	SV2KH		VSC
7/14/06	1	SV2 86	0607078-01	SV2KH		VSC
	2	SV2 87	BPG0123-Turn	DFTPP		
	2	SV2 88	BPG0123-CCVI	SV2-KPABON	NG pliq2	
	2	SV2 89	BPG0123-CCVI	PAH2EA	NG High P calibration	
	1	SV2 90	BPG0123-Turn	DFTPP	6F26111	VSC
	2	SV2 91	CCVI	PAH2EA	6F13054-IS	
	3	SV2 92	CCVI		66-14098	
	4	SV2 93	CCVI		66-14096	
	5	SV2 94	CCVI		66-14097 66-14096	
7/14/06	6	SV2 95	BPG0123-CCVI	PAH2EA	66-14098 66-14097	VSC

Control Number 60.0019-0601A

Page _____

Ⓢ VSC 7/15/06
5 errors

ESS LABORATORY
GCMS2 RUN LOG

in 3 errors
7/15/06

COLUMN DB5MS

BATCH DATE	VIAL #	FILE #	LAB ID	METHOD	COMMENTS / DILUTION / STANDARD ID	ANALYST
7/14/06	7	SV2 13797	BB6123 - C11	PAH2EB	66-14099	VSL
7/14/06	8	SV2 13798	BB6123 - C11		66-14100	
7/14/06	9	SV2 13799	BB6123 - C11	PAH2EB	66-14101	VSL
7/15/06	1	SV2 13800	BB6124 - C11	DETAP	66-26111	VSL
	2	SV2 01	BB6124 - C11	PAH2EB	66-14102	
	3	SV2 02	BB6124 - C11		66-17034	
	4	SV2 03	BB61307 - B11		✓ 66-14094	
	5	SV2 04	BB61307 - B51		✓	
	6	SV2 05	BB61307 - B101		✓	
	7	SV2 06	0607134-01		✓ RR IS Failed	
	8	SV2 07	0607134-04		✓	
	9	SV2 08	BB61414 - B11		✓	
	10	SV2 09	BB61414 - B51		✓	
	11	SV2 10	BB61414 - B101		✓	
	12	SV2 11	0607164-01		✓	
	13	SV2 12	-10		✓	
	14	SV2 13	-11		✓	
	15	SV2 14	-12		✓	
	16	SV2 15	-13		✓ (RR 5X)	
	17	SV2 16	-14		✓ RR IS Failed	
	18	SV2 17	-15		✓	
	19	SV2 18	-16		✓	
	20	SV2 19	-17		✓	
	21	SV2 20	-19		✓	
	22	SV2 21	-18 29.21.16		✓	
7/15/06	23	SV2 22	0607164-02 18	PAH2EB		VSL
7/17/06	1	SV2 23	BB60185 - C11	DETAP	✓ 66-13052	JLS
7/17/06	2	SV2 24	-C11	PAH2EB		JLS
7/19/06	2	SV2 25	BB60185 - C11	PAH2EB	✓ 66-14039	JLS

ANALYSIS SEQUENCE

BPG0123

Instrument: SVOAMS2

Calibration ID: ~~UNASSIGNED~~ PAH2EB

Lab Number	Analysis	Container	Order	Position	STD ID	ISTD ID	Client
BPG0123-TUN1	QC		1		6F26111		
BPG0123-CCV1	QC		2		6F28045	6F13054	
BG61307-BLK2	QC		3				
BG61307-BS2	QC		4				
BG61307-BSD2	QC		5				
BG61919-BLK1	QC		6				
BG61919-BS1	QC		7				
BG61919-BSD1	QC		8				

Samples Loaded By

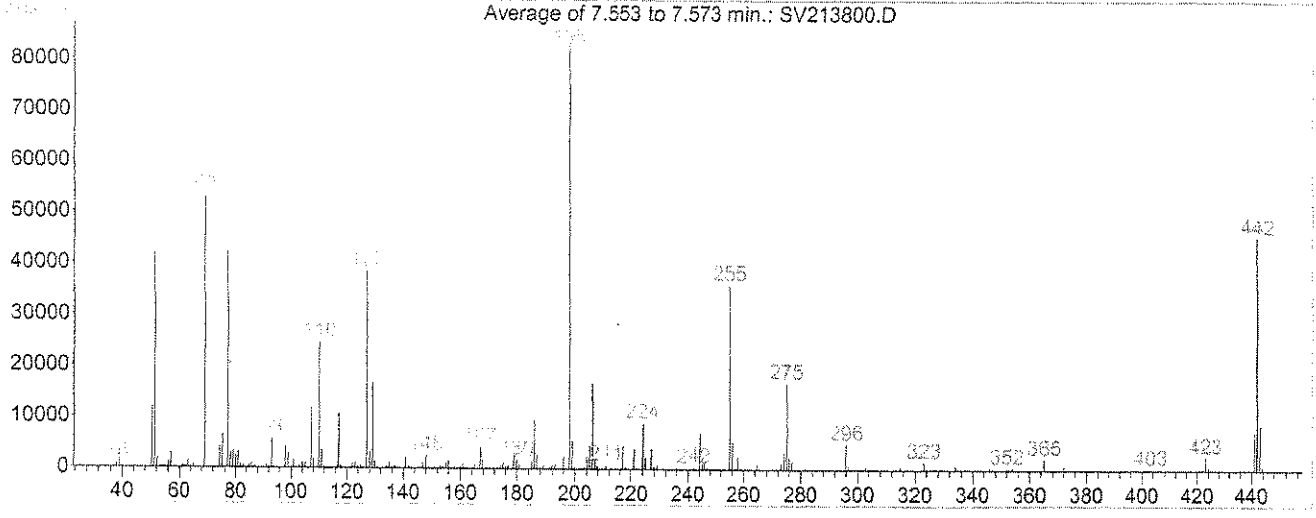
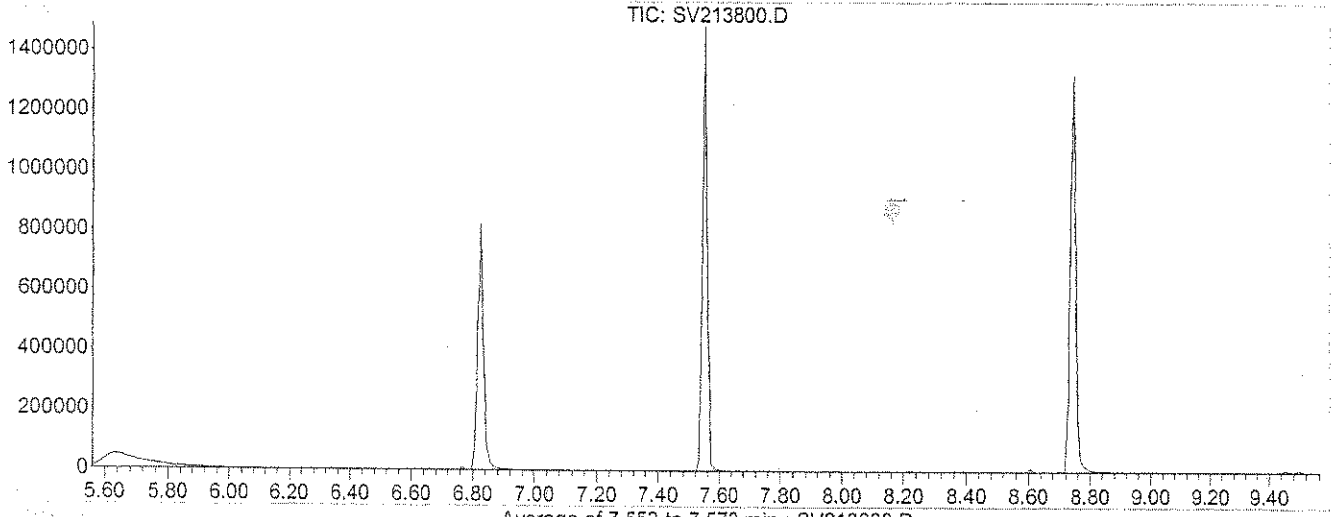
Date

Data Processed By

Date

DFTPP

Data File : Q:\SVOA\MS2_ME\ME0706\ME071506\SV213800.D Vial: 1
 Acq On : 15 Jul 2006 9:43 am Operator: VSC
 Sample : BPG0124-TUN1 Inst : GC/MS 2
 Misc : Multiplr: 1.00
 MS Integration Params: rteint.p
 Method : C:\HPCHEM\1\METHODS\PAH2ED.M (RTE Integrator)
 Title : LL PAH ELEMENT ID 0607035



Spectrum Information: Average of 7.553 to 7.573 min.

Target Mass	Rel. to Mass	Lower Limit%	Upper Limit%	Rel. Abn%	Raw Abn	Result Pass/Fail
51	198	30	60	50.5	41895	PASS
68	69	0.00	2	0.0	0	PASS
69	198	0.00	100	63.9	52956	PASS
70	69	0.00	2	0.4	203	PASS
127	198	40	60	46.4	38460	PASS
197	198	0.00	1	0.0	0	PASS
198	198	100	100	100.0	82889	PASS
199	198	5	9	6.6	5492	PASS
275	198	10	30	20.4	16882	PASS
365	198	1	100	2.6	2115	PASS
441	443	0.01	100	84.7	7395	PASS
442	198	40	100	54.9	45520	PASS
443	442	17	23	19.2	8733	PASS

Data File : Q:\SVOA\MS2_ME\ME0706\ME071506\SV213802.D Vial: 3
 Acq On : 15 Jul 2006 10:33 am Operator: VSC
 Sample : BPG0124-CCV1 Inst : GC/MS 2
 Misc : TV=1.00 Multiplr: 1.00

MS Integration Params: rteint.p
 Quant Time: Jul 15 11:17 2006 Quant Results File: PAH2EB.RES

Quant Method : C:\HPCHEM\1\METHODS\PAH2EB.M (RTE Integrator)
 Title : LL PAH ELEMENT ID 0607020
 Last Update : Sat Jul 15 10:42:47 2006
 Response via : Initial Calibration
 DataAcq Meth : PAH2EA

Internal Standards	R.T.	QIon	Response	Conc	Units	Dev(Min)
1) 1,4-Dichlorobenzene-d4	3.14	152	15958	2.00	ng/uL	0.00
3) Naphthalene-d8	4.39	136	60670	2.00	ng/uL	0.00
8) Acenaphthene-d10	6.87	164	30647	2.00	ng/uL	-0.01
13) Phenanthrene-d10	9.60	188	41471	2.00	ng/uL	0.00
19) Chrysene-d12	15.10	240	24583	2.00	ng/uL	0.00
24) Perylene-d12	17.91	264	25120	2.00	ng/uL	0.00

System Monitoring Compounds	R.T.	QIon	Response	Conc	Units	Dev(Min)
2) 1,2 Dichlorobenzene-d4 (SUR)	3.31	152	8559m	0.98	ng/uL	0.00
Spiked Amount 2.500			Recovery =	39.20%		
4) Nitrobenzene-d5 (SURR)	3.67	82	14346	0.93	ng/uL	0.00
Spiked Amount 2.500			Recovery =	37.20%		
9) 2-Fluorobiphenyl (SURR)	5.81	172	20907	0.88	ng/uL	-0.01
Spiked Amount 2.500			Recovery =	35.20%		
14) 2,4,6-Tribromophenol (SURR)	8.31	330	1973	0.86	ng/uL	0.00
Spiked Amount 3.750			Recovery =	22.93%		
21) Terphenyl-d14 (SURR)	12.98	244	10477	0.86	ng/uL	0.00
Spiked Amount 2.500			Recovery =	34.40%		

Target Compounds	R.T.	QIon	Response	Conc	Units	Qvalue
5) Naphthalene	4.41	128	32074	0.86	ng/uL#	96
6) 2-Methylnaphthalene	5.26	142	18685	0.84	ng/uL	96
7) 1-Methylnaphthalene	5.40	142	19078	0.84	ng/uL	95
10) Acenaphthylene	6.61	152	30059	0.83	ng/uL#	100
11) Acenaphthene	6.92	153	19177	0.84	ng/uL	99
12) Fluorene	7.82	166	22000	0.88	ng/uL	99
15) Pentachlorophenol	9.54	266	487	0.77	ng/uL#	100
16) Phenanthrene	9.64	178	22748	0.85	ng/uL#	97
17) Anthracene	9.73	178	24122	0.78	ng/uL#	92
18) Fluoranthene	12.08	202	21697	0.79	ng/uL	95
20) Pyrene	12.53	202	22820	0.85	ng/uL	98
22) Benzo(a)anthracene	15.07	228	17237	0.80	ng/uL	99
23) Chrysene	15.16	228	19304	0.84	ng/uL	94
25) Benzo(b)fluoranthene	17.22	252	17042	0.81	ng/uL	92
26) Benzo(k)fluoranthene	17.27	252	22198	0.81	ng/uL	90
27) Benzo(a)pyrene	17.81	252	18388	0.84	ng/uL	94
28) Indeno(1,2,3-cd)pyrene	19.69	276	18899	0.87	ng/uL#	93
29) Dibenzo(a,h)anthracene	19.72	278	14808	0.90	ng/uL#	90
30) Benzo(g,h,i)perylene	20.12	276	15984	0.84	ng/uL#	94

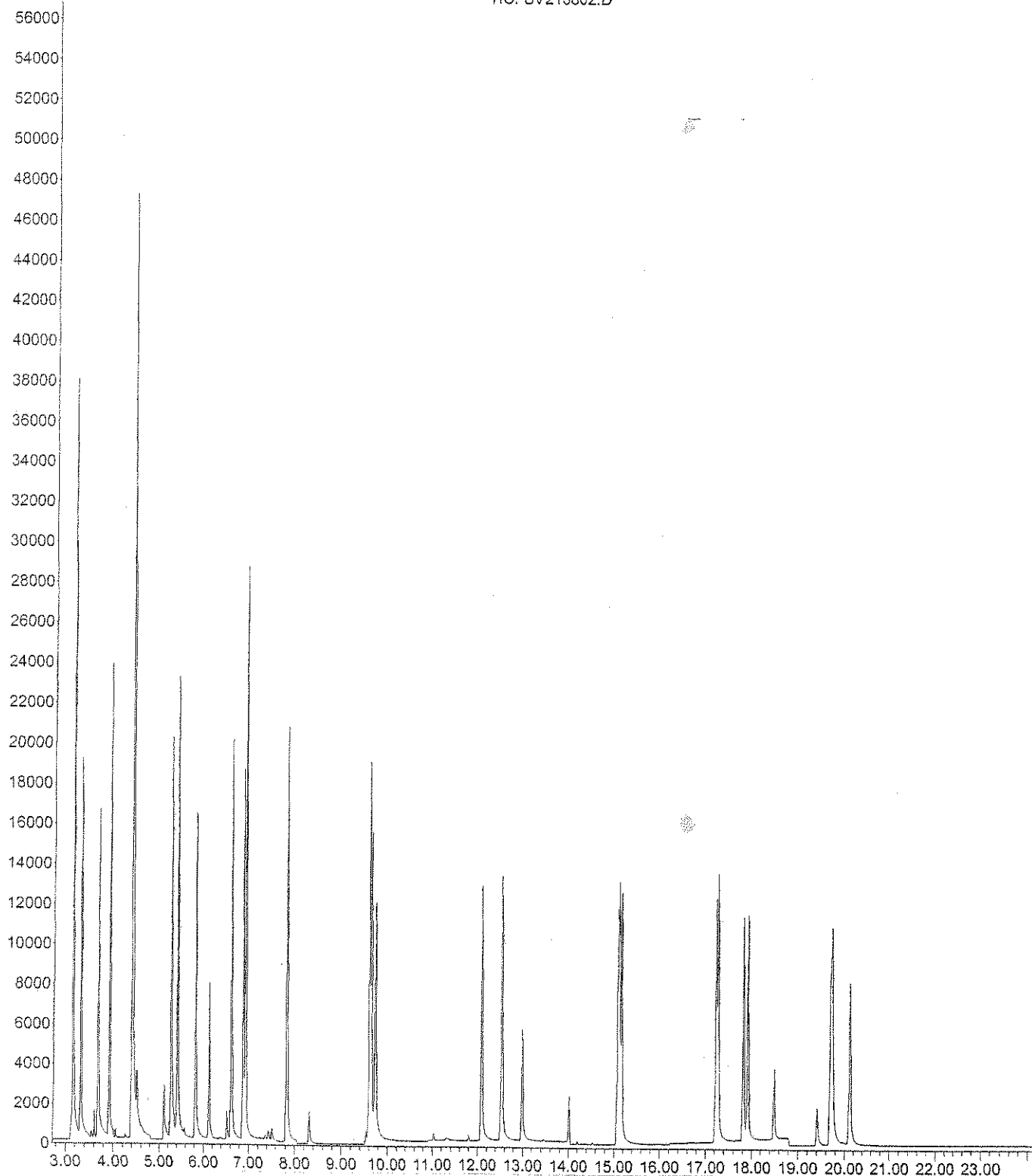
(#) = qualifier out of range (m) = manual integration
 SV213802.D PAH2EB.M Tue Jul 25 10:27:31 2006

Quantitation Report

Data File : Q:\SVOA\MS2_ME\ME0706\ME071506\SV213802.D Vial: 3
Acq On : 15 Jul 2006 10:33 am Operator: VSC
Sample : BPG0124-CCV1 Inst : GC/MS 2
Misc : Multiplr: 1.00
MS Integration Params: rteint.p
Quant Time: Jul 15 11:17 2006 Quant Results File: PAH2EB.RES

Method : C:\HPCHEM\1\METHODS\PAH2EB.M (RTE Integrator)
Title : LL PAH ELEMENT ID 0607020
Last Update : Sat Jul 15 10:42:47 2006
Response via : Initial Calibration

TIC: SV213802.D



Evaluate Continuing Calibration Report

Data File : Q:\SVOA\MS2_ME\ME0706\ME071506\SV213802.D Vial: 3
 Acq On : 15 Jul 2006 10:33 am Operator: VSC
 Sample : BPG0124-CCV1 Inst : GC/MS 2
 Misc : Multiplr: 1.00
 MS Integration Params: rteint.p

Method : C:\HPCHEM\1\METHODS\PAH2EB.M (RTE Integrator)
 Title : LL PAH ELEMENT ID 0607020
 Last Update : Sat Jul 15 10:42:47 2006
 Response via : Multiple Level Calibration

Min. RRF : 0.050 Min. Rel. Area : 50% Max. R.T. Dev 0.50min
 Max. RRF Dev : 30% Max. Rel. Area : 200%

	Compound	AvgRF	CCRF	%Dev	Area%	Dev(min)
1 I	1,4-Dichlorobenzene-d4	1.000	1.000	0.0	93	0.00
2 S	1,2 Dichlorobenzene-d4 (SURR)	1.302	1.073	17.6	90	0.00
3	Naphthalene-d8	1.000	1.000	0.0	92	0.00
4 S	Nitrobenzene-d5 (SURR)	0.506	0.473	6.5	88	0.00
5	Naphthalene	1.225	1.057	13.7	83	0.00
6	2-Methylnaphthalene	0.734	0.616	16.1	81	0.00
7	1-Methylnaphthalene	0.746	0.629	15.7	81	-0.01
8	Acenaphthene-d10	1.000	1.000	0.0	90	-0.01
9 S	2-Fluorobiphenyl (SURR)	1.550	1.364	12.0	82	-0.01
10	Acenaphthylene	2.367	1.962	17.1	80	-0.01
11 C	Acenaphthene	1.494	1.251	16.3#	80	-0.01
12	Fluorene	1.630	1.436	11.9	82	0.00
13	Phenanthrene-d10	1.000	1.000	0.0	81	0.00
14 S	2,4,6-Tribromophenol (SURR)	0.111	0.095	14.4	71	0.00
15 C	Pentachlorophenol	0.047	0.023#	51.1#	67	-0.01
16	Phenanthrene	1.429	1.097	23.2	71	0.00
17	Anthracene	1.496	1.163	22.3	71	0.00
18 C	Fluoranthene	1.327	1.046	21.2#	71	0.00
19	Chrysene-d12	1.000	1.000	0.0	82	0.00
20	Pyrene	2.185	1.857	15.0	70	0.00
21 S	Terphenyl-d14 (SURR)	0.986	0.852	13.6	73	0.00
22	Benzo(a)anthracene	1.751	1.402	19.9	70	0.00
23	Chrysene	1.860	1.571	15.5	73	0.00
24	Perylene-d12	1.000	1.000	0.0	80	0.00
25	Benzo(b)fluoranthene	1.681	1.357	19.3	70	-0.01
26	Benzo(k)fluoranthene	2.178	1.767	18.9	70	-0.01
27 C	Benzo(a)pyrene	1.748	1.464	16.2#	72	0.00
28	Indeno(1,2,3-cd)pyrene	1.726	1.505	12.8	75	0.00
29	Dibenzo(a,h)anthracene	1.313	1.179	10.2	76	0.00
30	Benzo(g,h,i)perylene	1.510	1.273	15.7	73	0.00

ESS LABORATORY
GCMS2 RUN LOG

in 3 errors
7/15/06

COLUMN DB5MS

BATCH DATE	VIAL #	FILE #	LAB ID	METHOD	COMMENTS / DILUTION / STANDARD ID	ANALYST
7/14/06	7	SV2 13797	0660123 - 6076	PAT2EB	6614099	VSL
7/14/06	8	SV2 13798	0660123 - 6076		6614100	
7/14/06	9	SV2 13799	0660123 - 6076	PAT2EB	6614101	VSL
7/15/06	1	SV2 13800	0660124 - 6076	DETOP	6626111	VSL
	2	SV2 01	0660124 - 6076	PAT2EB	6614102	
	3	SV2 02	0660124 - 6076		6619034	
	4	SV2 03	06601307 - 6076		66-14094	
	5	SV2 04	06601307 - 6076			
	6	SV2 05	06601307 - 6076			
	7	SV2 06	0607134-01		RR IS Failed	
	8	SV2 07	0607134-04			
	9	SV2 08	0660144 - 6076			
	10	SV2 09	0660144 - 6076			
	11	SV2 10	0660144 - 6076			
	12	SV2 11	0607164-01			
	13	SV2 12	-10			
	14	SV2 13	-11			
	15	SV2 14	-12			
	16	SV2 15	-13		RR 5K	
	17	SV2 16	-14		RR IS Failed	
	18	SV2 17	-15			
	19	SV2 18	-16			
	20	SV2 19	-17			
	21	SV2 20	-19			
	22	SV2 21	-18-20-21-22			
7/15/06	23	SV2 22	0607164-02	PAT2EB		VSL
7/17/06	1	SV2 23	0660185 - 6076	DETOP	6613062	JLS
7/17/06	2	SV2 24	-COV1	PAT2EB		JLS
7/19/06	2	SV2 25	0660185 - 6076	PAT2EB	6614039	JLS

Control Number 60.0019-0601A

Page _____

ANALYSIS SEQUENCE

BPG0184

Instrument: SVOAMS2

Calibration ID: ~~UNASSIGNED~~ PAH2EB

Lab Number	Analysis	Container	Order	Position	STD ID	ISTD ID	Client
BPG0184-TUN1	QC		1		6G13052		
BPG0184-CCV1	QC		2		6G19039	6G14094	
0607134-02	/OC: 8270/3541 ppb PAH SI	A	3			6G14094	MACTEC Engineering & Consulting, In
0607134-04	/OC: 8270/3541 ppb PAH SI	A	4			6G14094	MACTEC Engineering & Consulting, In
0607134-01	/OC: 8270/3541 ppb PAH SI	A	5			6G14094	MACTEC Engineering & Consulting, In
0607164-22RE1	/OC: 8270/3541 ppb PAH SI	A	6			6G14094	MACTEC Engineering & Consulting, In
0607164-13RE1	/OC: 8270/3541 ppb PAH SI	A	7			6G14094	MACTEC Engineering & Consulting, In
0607164-15	/OC: 8270/3541 ppb PAH SI	A	8			6G14094	MACTEC Engineering & Consulting, In

Samples Loaded By

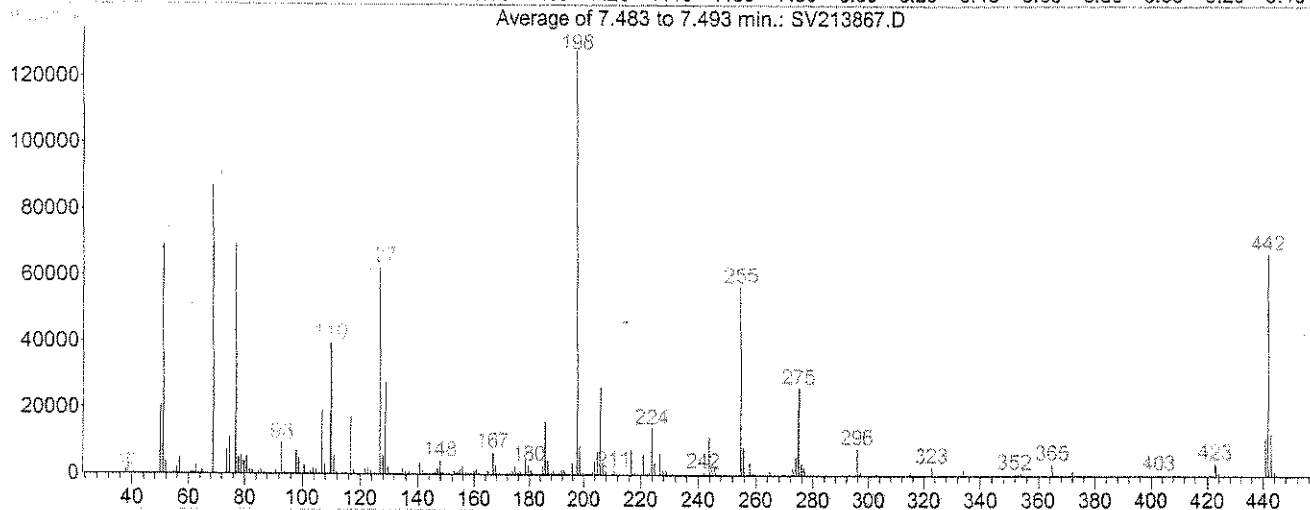
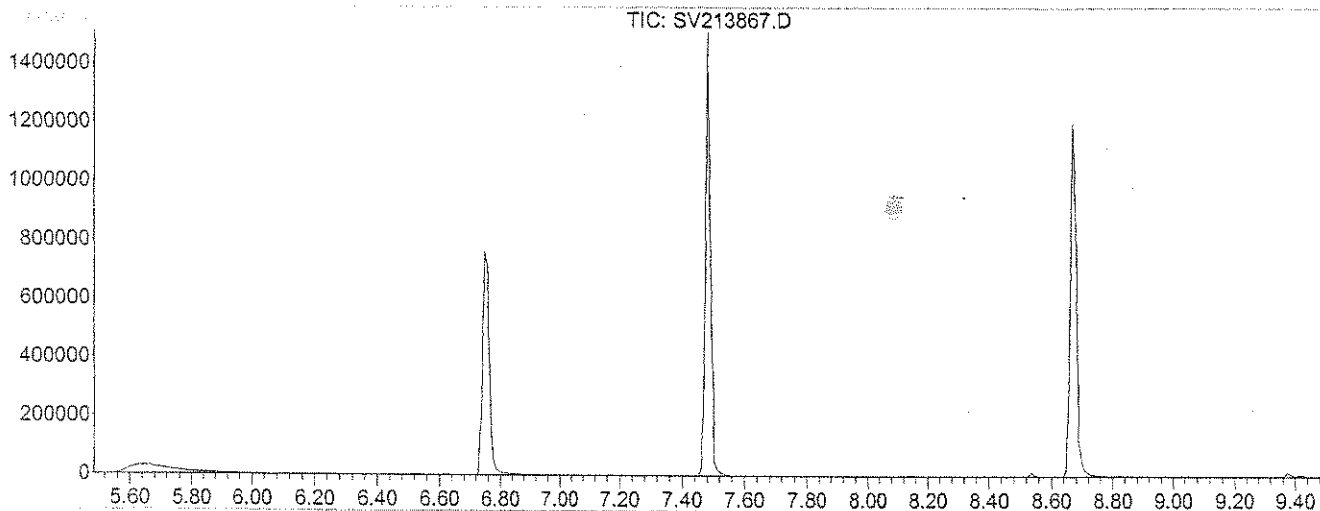
Date

Data Processed By

Date

DFTPP

Data File : Q:\SVOA\MS2_ME\ME0706\ME071906\SV213867.D Vial: 1
 Acq On : 19 Jul 2006 9:46 am Operator: JLS
 Sample : BPG0184-TUN1 Inst : GC/MS 2
 Misc : Multiplr: 1.00
 MS Integration Params: rteint.p
 Method : C:\HPCHEM\1\METHODS\DFTPP.M (RTE Integrator)
 Title : 8270



Spectrum Information: Average of 7.483 to 7.493 min.

Target Mass	Rel. to Mass	Lower Limit%	Upper Limit%	Rel. Abn%	Raw Abn	Result Pass/Fail
51	198	30	60	54.1	69228	PASS
68	69	0.00	2	0.0	0	PASS
69	198	0.00	100	68.1	87168	PASS
70	69	0.00	2	0.3	264	PASS
127	198	40	60	48.8	62420	PASS
197	198	0.00	1	0.0	0	PASS
198	198	100	100	100.0	127924	PASS
199	198	5	9	6.6	8463	PASS
275	198	10	30	20.5	26208	PASS
365	198	1	100	2.7	3451	PASS
441	443	0.01	100	90.0	11417	PASS
442	198	40	100	52.3	66892	PASS
443	442	17	23	19.0	12690	PASS

Data File : Q:\SVOA\MS2_ME\ME0706\ME071906\SV213869.D Vial: 2
 Acq On : 19 Jul 2006 11:01 am Operator: JLS
 Sample : BPG0184-CCV1 Inst : GC/MS 2
 Misc : Multiplr: 1.00

MS Integration Params: rteint.p

Quant Time: Jul 19 11:25 2006

Quant Results File: PAH2EB.RES

Quant Method : C:\HPCHEM\1\METHODS\PAH2EB.M (RTE Integrator)

Title : LL PAH ELEMENT ID 0607020

Last Update : Sat Jul 15 10:42:47 2006

Response via : Initial Calibration

DataAcq Meth : PAH2EB

Internal Standards	R.T.	QIon	Response	Conc	Units	Dev(Min)
1) 1,4-Dichlorobenzene-d4	3.10	152	14933	2.00	ng/uL	-0.05
3) Naphthalene-d8	4.32	136	56500	2.00	ng/uL	-0.07
8) Acenaphthene-d10	6.79	164	29440	2.00	ng/uL	-0.09
13) Phenanthrene-d10	9.50	188	37244	2.00	ng/uL	-0.10
19) Chrysene-d12	14.99	240	18914	2.00	ng/uL	-0.12
24) Perylene-d12	17.79	264	18364	2.00	ng/uL	-0.13

System Monitoring Compounds

2) 1,2 Dichlorobenzene-d4 (SUR)	3.26	152	7640m	0.93	ng/uL	-0.06
Spiked Amount	2.500		Recovery	=	37.20%	
4) Nitrobenzene-d5 (SURR)	3.62	82	14982m	1.05	ng/uL	-0.06
Spiked Amount	2.500		Recovery	=	42.00%	
9) 2-Fluorobiphenyl (SURR)	5.74	172	22457	0.98	ng/uL	-0.08
Spiked Amount	2.500		Recovery	=	39.20%	
14) 2,4,6-Tribromophenol (SURR)	8.22	330	2355	1.14	ng/uL	-0.09
Spiked Amount	3.750		Recovery	=	30.40%	
21) Terphenyl-d14 (SURR)	12.88	244	9900	1.06	ng/uL	-0.10
Spiked Amount	2.500		Recovery	=	42.40%	

Target Compounds

						Qvalue
5) Naphthalene	4.35	128	33894	0.98	ng/uL#	96
6) 2-Methylnaphthalene	5.19	142	20189	0.97	ng/uL	97
7) 1-Methylnaphthalene	5.33	142	20630	0.98	ng/uL	94
10) Acenaphthylene	6.53	152	32822	0.94	ng/uL#	100
11) Acenaphthene	6.84	153	20877	0.95	ng/uL	99
12) Fluorene	7.73	166	23398	0.97	ng/uL	96
15) Pentachlorophenol	9.45	266	193	Below Cal	#	100
16) Phenanthrene	9.55	178	25725	1.06	ng/uL#	99
17) Anthracene	9.63	178	26659	0.96	ng/uL#	94
18) Fluoranthene	11.98	202	21800	0.88	ng/uL	97
20) Pyrene	12.42	202	22771	1.10	ng/uL	97
22) Benzo(a)anthracene	14.96	228	14888	0.90	ng/uL	99
23) Chrysene	15.04	228	16709	0.95	ng/uL	93
25) Benzo(b)fluoranthene	17.10	252	13581	0.88	ng/uL	92
26) Benzo(k)fluoranthene	17.15	252	18551	0.93	ng/uL	92
27) Benzo(a)pyrene	17.69	252	15102	0.94	ng/uL	92
28) Indeno(1,2,3-cd)pyrene	19.56	276	11448	0.72	ng/uL#	99
29) Dibenzo(a,h)anthracene	19.59	278	8413	0.70	ng/uL#	96
30) Benzo(g,h,i)perylene	19.97	276	9824	0.71	ng/uL#	100

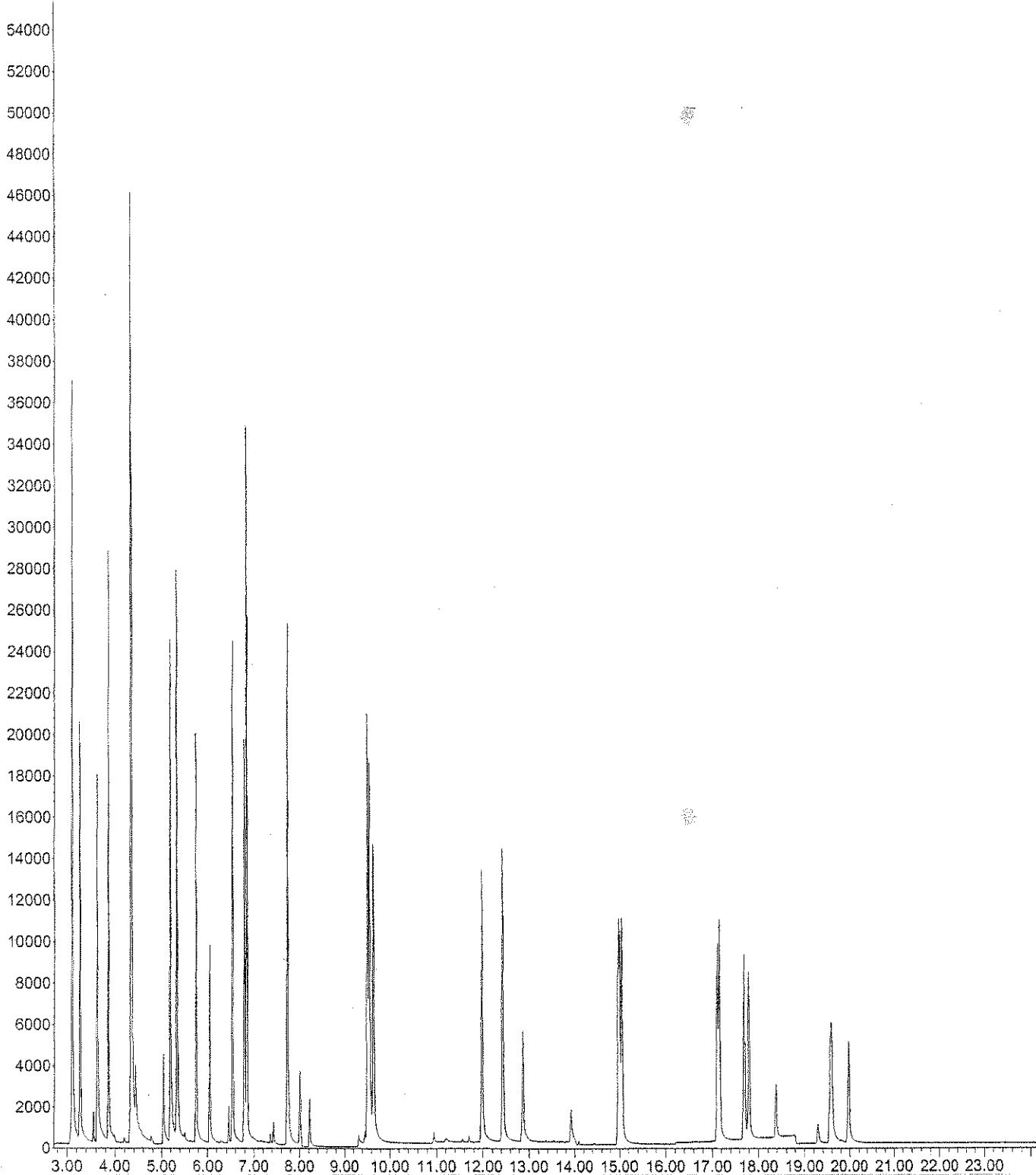
(#) = qualifier out of range (m) = manual integration

Quantitation Report

Data File : Q:\SVOA\MS2_ME\ME0706\ME071906\SV213869.D Vial: 2
Acq On : 19 Jul 2006 11:01 am Operator: JLS
Sample : BPG0184-CCV1 Inst : GC/MS 2
Misc : Multiplr: 1.00
MS Integration Params: rteint.p
Quant Time: Jul 19 11:25 2006 Quant Results File: PAH2EB.RES

Method : C:\HPCHEM\1\METHODS\PAH2EB.M (RTE Integrator)
Title : LL PAH ELEMENT ID 0607020
Last Update : Sat Jul 15 10:42:47 2006
Response via : Initial Calibration

TIC: SV213869.D



Evaluate Continuing Calibration Report

Data File : Q:\SVOA\MS2_ME\ME0706\ME071906\SV213869.D Vial: 2
 Acq On : 19 Jul 2006 11:01 am Operator: JLS
 Sample : BPG0184-CCV1 Inst : GC/MS 2
 Misc : Multiplr: 1.00
 MS Integration Params: rteint.p

Method : C:\HPCHEM\1\METHODS\PAH2EB.M (RTE Integrator)
 Title : LL PAH ELEMENT ID 0607020
 Last Update : Sat Jul 15 10:42:47 2006
 Response via : Multiple Level Calibration

Min. RRF : 0.050 Min. Rel. Area : 50% Max. R.T. Dev 0.50min
 Max. RRF Dev : 30% Max. Rel. Area : 200%

	Compound	AvgRF	CCRF	%Dev	Area%	Dev (min)
1 I	1,4-Dichlorobenzene-d4	1.000	1.000	0.0	87	-0.05
2 S	1,2 Dichlorobenzene-d4 (SURR)	1.302	1.023	21.4	80	-0.06
3	Naphthalene-d8	1.000	1.000	0.0	85	-0.07
4 S	Nitrobenzene-d5 (SURR)	0.506	0.530	-4.7	91	-0.06
5	Naphthalene	1.225	1.200	2.0	88	-0.07
6	2-Methylnaphthalene	0.734	0.715	2.6	87	-0.08
7	1-Methylnaphthalene	0.746	0.730	2.1	88	-0.08
8	Acenaphthene-d10	1.000	1.000	0.0	87	-0.09
9 S	2-Fluorobiphenyl (SURR)	1.550	1.526	1.5	88	-0.08
10	Acenaphthylene	2.367	2.230	5.8	87	-0.09
11 C	Acenaphthene	1.494	1.418	5.1#	87	-0.09
12	Fluorene	1.630	1.590	2.5	88	-0.09
13	Phenanthrene-d10	1.000	1.000	0.0	73	-0.10
14 S	2,4,6-Tribromophenol (SURR)	0.111	0.126	-13.5	85	-0.09
15 C	Pentachlorophenol	0.047	0.010#	78.7#	27#	-0.10
16	Phenanthrene	1.429	1.381	3.4	81	-0.10
17	Anthracene	1.496	1.432	4.3	78	-0.10
18 C	Fluoranthene	1.327	1.171	11.8#	71	-0.10
19	Chrysene-d12	1.000	1.000	0.0	63	-0.12
20	Pyrene	2.185	2.408	-10.2	70	-0.12
21 S	Terphenyl-d14 (SURR)	0.986	1.047	-6.2	69	-0.10
22	Benzo(a)anthracene	1.751	1.574	10.1	60	-0.12
23	Chrysene	1.860	1.767	5.0	63	-0.12
24	Perylene-d12	1.000	1.000	0.0	59	-0.13
25	Benzo(b)fluoranthene	1.681	1.479	12.0	56	-0.13
26	Benzo(k)fluoranthene	2.178	2.020	7.3	58	-0.13
27 C	Benzo(a)pyrene	1.748	1.645	5.9#	60	-0.12
28	Indeno(1,2,3-cd)pyrene	1.726	1.247	27.8	45#	-0.14
29	Dibenzo(a,h)anthracene	1.313	0.916	30.2#	43#	-0.14
30	Benzo(g,h,i)perylene	1.510	1.070	29.1	45#	-0.15

ESS LABORATORY GCMS2 RUN LOG

COLUMN DB5MS

BATCH DATE	VIAL #	FILE #	LAB ID	METHOD	COMMENTS / DILUTION / STANDARD ID	ANALYST
7/18/06	11	SV2 138 55	0607157-14	PAH2EB	✓ 66-140 ⁹⁴	JSL
	12	SV2 16	-15		✓	
	13	SV2 17	-16		✓	
	14	SV2 18	-17		✓	
	15	SV2 19	-09		✓	
	16	SV2 20	-03		✓	
	17	SV2 21	-10		✓	
	18	SV2 22	-05		✓	
	19	SV2 23	-06		✓	
	20	SV2 24	-04		✓	
	21	SV2 25	0607157-18		✓	
7/18/06	22	SV2 26	B61801-BK3	PAH2EB	✓	JSL
7/19/06	1	SV2 67	BPG 0184	DFTAP	✓ 66-19039	JLS
	2	SV2 68	COVI	PAH2EB	66-19031	
	2	SV2 69	BPG 0184 COVI	PAH2EB	✓ 66-19039	
	3	SV2 70	0607157-19		✓ 66-14094	
	4	SV2 71	-20		✓ RR2K	
	5	SV2 72	0607134-04		✓	
	6	SV2 73	-01		✓ IS Failure Confirmation	
	7	SV2 74	B6161704-BK1		✓ RR IS	
	8	SV2 75	-BS1		✓ RR TS	
	9	SV2 76	-BSS1		✓ RR IS	
	10	SV2 77	0607134-02		✓	
	11	SV2 78	0607164-15		✓ RETRACT SAMPLE NOT RECALC RR	JLS 7/20/06
	12	SV2 79	0607173-02		✓	
	13	SV2 80	0607164-14		✓ RR2K Confirmation of IS Failure	
	14	SV2 81	-22		X5 ✓	
7/19/06	15	SV2 82	-13	PAH2EB	X5 ✓	JLS
7/19/06	16	SV2 83	0607157-20	PAH2EB	X5 ✓	JLS

Control Number 60.0019-0601A

Page _____

ANALYSIS SEQUENCE

BPG0185

Instrument: SVOAMS2

Calibration ID: ~~UNASSIGNED~~ PAH2EB

Lab Number	Analysis	Container	Order	Position	STD ID	ISTD ID	Client
BPG0185-TUN1	QC		1		6G13052		
BPG0185-CCV1	QC		2		6G19039	6G14094	
BG61512-BLK2	QC		3				
BG61512-BS2	QC		4				
BG61512-BSD2	QC		5				
BG61925-BLK1	QC		6			6G14094	
BG61925-BS1	QC		7			6G14094	
BG61925-BSD1	QC		8			6G14094	
0607164-24	OC: 8270/3541 ppb PAH SI	A	9			6G14094	MACTEC Engineering & Consulting, In
0607164-23	OC: 8270/3541 ppb PAH SI	A	10			6G14094	MACTEC Engineering & Consulting, In
0607164-22	OC: 8270/3541 ppb PAH SI	A	11			6G14094	MACTEC Engineering & Consulting, In
0607164-21	OC: 8270/3541 ppb PAH SI	A	12			6G14094	MACTEC Engineering & Consulting, In
BG62039-BLK1	QC		13			6G14094	
BG62039-BS1	QC		14			6G14094	
BG62039-BSD1	QC		15			6G14094	
0607173-11	OC: 8270/3541 ppb PAH SI	A	16			6G14094	MACTEC Engineering & Consulting, In
0607173-02	OC: 8270/3541 ppb PAH SI	A	17			6G14094	MACTEC Engineering & Consulting, In
0607173-03	OC: 8270/3541 ppb PAH SI	A	18			6G14094	MACTEC Engineering & Consulting, In
BG62542-BLK1	QC		19			6G14094	
BG62542-BS1	QC		20			6G14094	
BG62542-BSD1	QC		21			6G14094	

Samples Loaded By

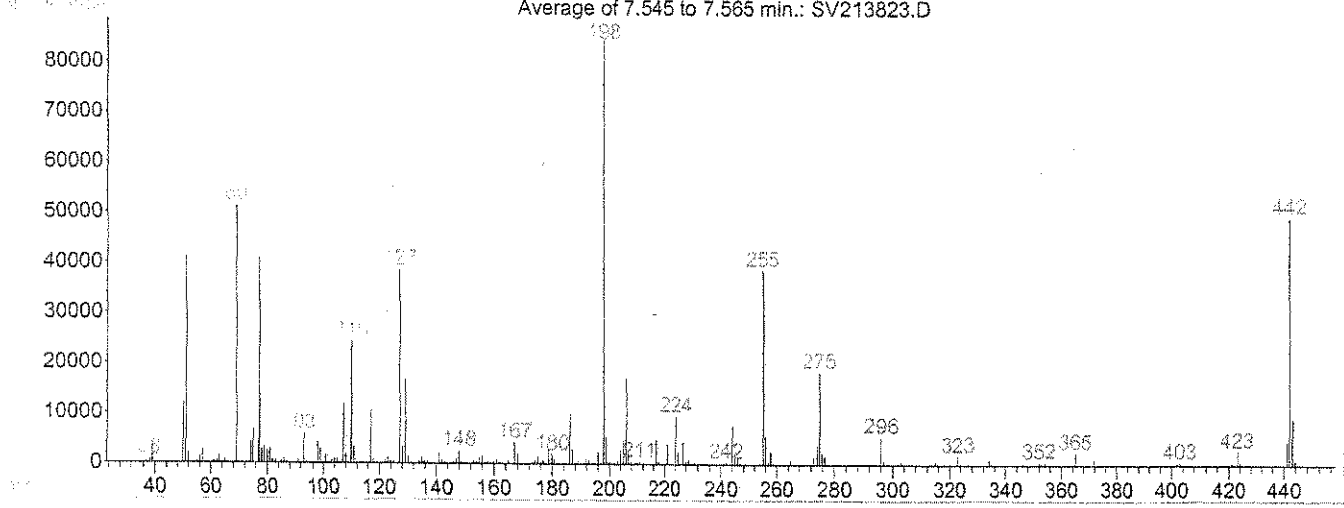
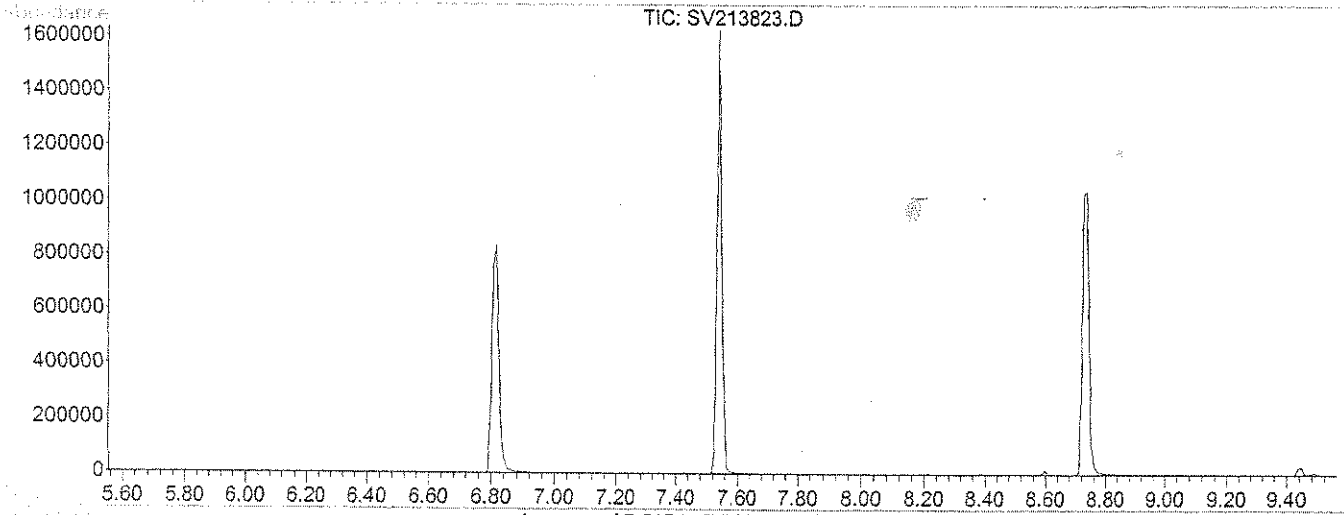
Date

Data Processed By

Date

DFTPP

Data File : Q:\SVOA\MS2_ME\ME0706\ME071706\SV213823.D Vial: 1
 Acq On : 17 Jul 2006 7:36 am Operator: JLS
 Sample : BPG0185-TUN1 Inst : GC/MS 2
 Misc : Multiplr: 1.00
 MS Integration Params: rteint.p
 Method : C:\HPCHEM\1\METHODS\DFTPP.M (RTE Integrator)
 Title : 8270



Spectrum Information: Average of 7.545 to 7.565 min.

Target Mass	Rel. to Mass	Lower Limit%	Upper Limit%	Rel. Abn%	Raw Abn	Result Pass/Fail
51	198	30	60	48.7	41149	PASS
68	69	0.00	2	0.0	0	PASS
69	198	0.00	100	60.7	51324	PASS
70	69	0.00	2	0.3	177	PASS
127	198	40	60	45.7	38618	PASS
197	198	0.00	1	0.0	0	PASS
198	198	100	100	100.0	84544	PASS
199	198	5	9	6.4	5399	PASS
275	198	10	30	21.7	18366	PASS
365	198	1	100	2.8	2361	PASS
441	443	0.01	100	50.2	4645	PASS
442	198	40	100	58.4	49365	PASS
443	442	17	23	18.7	9248	PASS

Data File : Q:\SVOA\MS2_ME\ME0706\ME071706\SV213825.D Vial: 2
 Acq On : 17 Jul 2006 9:40 am Operator: JLS
 Sample : BPG0185-CCV1 Inst : GC/MS 2
 Misc : Multiplr: 1.00

MS Integration Params: rteint.p *TV=1.00* Quant Results File: PAH2EB.RES
 Quant Time: Jul 17 10:18 2006

Quant Method : C:\HPCHEM\1\METHODS\PAH2EB.M (RTE Integrator)
 Title : LL PAH ELEMENT ID 0607020
 Last Update : Sat Jul 15 10:42:47 2006
 Response via : Initial Calibration
 DataAcq Meth : PAH2EB

Internal Standards	R.T.	QIon	Response	Conc	Units	Dev(Min)
1) 1,4-Dichlorobenzene-d4	3.14	152	15445	2.00	ng/uL	-0.01
3) Naphthalene-d8	4.39	136	57819	2.00	ng/uL	0.00
8) Acenaphthene-d10	6.87	164	29617	2.00	ng/uL	-0.01
13) Phenanthrene-d10	9.59	188	43494	2.00	ng/uL	-0.01
19) Chrysene-d12	15.09	240	26394	2.00	ng/uL	-0.02
24) Perylene-d12	17.90	264	28220	2.00	ng/uL	-0.02

System Monitoring Compounds

2) 1,2 Dichlorobenzene-d4 (SUR)	3.31	152	7621m	0.89	ng/uL	-0.01
Spiked Amount 2.500			Recovery	=	35.60%	
4) Nitrobenzene-d5 (SURR)	3.67	82	15041m	1.03	ng/uL	0.00
Spiked Amount 2.500			Recovery	=	41.20%	
9) 2-Fluorobiphenyl (SURR)	5.81	172	22803	0.99	ng/uL	0.00
Spiked Amount 2.500			Recovery	=	39.60%	
14) 2,4,6-Tribromophenol (SURR)	8.30	330	2347	0.97	ng/uL	0.00
Spiked Amount 3.750			Recovery	=	25.87%	
21) Terphenyl-d14 (SURR)	12.97	244	12696	0.98	ng/uL	-0.01
Spiked Amount 2.500			Recovery	=	39.20%	

Target Compounds

	R.T.	QIon	Response	Conc	Units	Qvalue
5) Naphthalene	4.40	128	34803	0.98	ng/uL#	96
6) 2-Methylnaphthalene	5.25	142	20555	0.97	ng/uL	97
7) 1-Methylnaphthalene	5.40	142	20926	0.97	ng/uL	94
10) Acenaphthylene	6.61	152	32757	0.93	ng/uL#	100
11) Acenaphthene	6.92	153	20901	0.94	ng/uL	98
12) Fluorene	7.82	166	24833	1.03	ng/uL	92
15) Pentachlorophenol	9.54	266	582	0.98	ng/uL#	100
16) Phenanthrene	9.63	178	27549	0.97	ng/uL#	98
17) Anthracene	9.72	178	29213	0.90	ng/uL#	94
18) Fluoranthene	12.07	202	25122	0.87	ng/uL	97
20) Pyrene	12.52	202	26563	0.92	ng/uL	98
22) Benzo(a)anthracene	15.06	228	21398	0.93	ng/uL	99
23) Chrysene	15.14	228	23293	0.95	ng/uL	93
25) Benzo(b)fluoranthene	17.21	252	22092	0.93	ng/uL	91
26) Benzo(k)fluoranthene	17.25	252	27800m	0.90	ng/uL	
27) Benzo(a)pyrene	17.79	252	23034	0.93	ng/uL	93
28) Indeno(1,2,3-cd)pyrene	19.68	276	19197	0.79	ng/uL#	97
29) Dibenzo(a,h)anthracene	19.71	278	14432	0.78	ng/uL#	93
30) Benzo(g,h,i)perylene	20.10	276	17140	0.80	ng/uL#	98

(#) = qualifier out of range (m) = manual integration

Quantitation Report

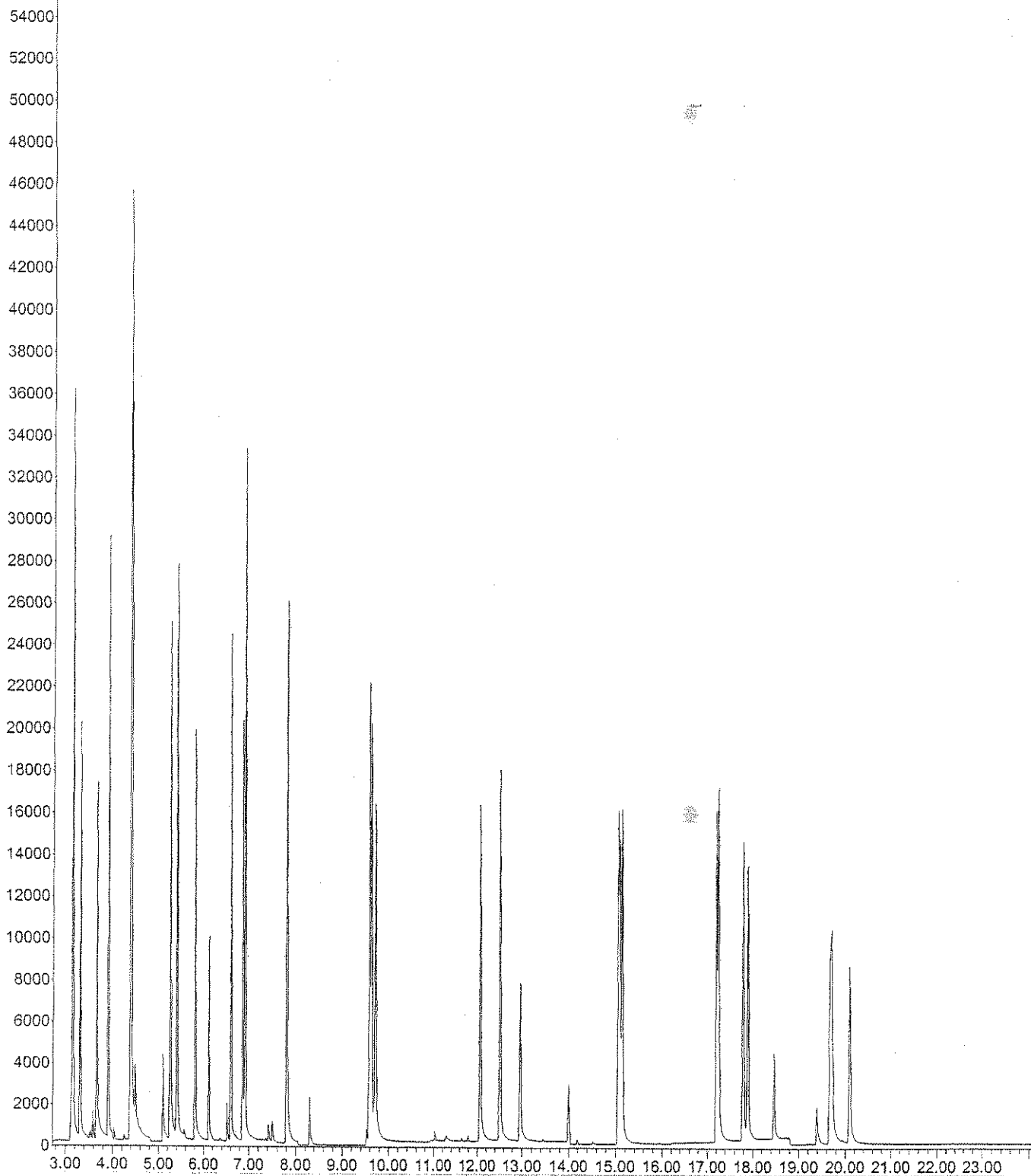
Data File : Q:\SVOA\MS2_ME\ME0706\ME071706\SV213825.D Vial: 2
Acq On : 17 Jul 2006 9:40 am Operator: JLS
Sample : BPG0185-CCV1 Inst : GC/MS 2
Misc : Multiplr: 1.00

MS Integration Params: rteint.p
Quant Time: Jul 17 10:18 2006

Quant Results File: PAH2EB.RES

Method : C:\HPCHEM\1\METHODS\PAH2EB.M (RTE Integrator)
Title : LL PAH ELEMENT ID 0607020
Last Update : Sat Jul 15 10:42:47 2006
Response via : Initial Calibration

TIC: SV213825.D



Evaluate Continuing Calibration Report

Data File : Q:\SVOA\MS2_ME\ME0706\ME071706\SV213825.D Vial: 2
 Acq On : 17 Jul 2006 9:40 am Operator: JLS
 Sample : BPG0185-CCV1 Inst : GC/MS 2
 Misc : Multiplr: 1.00
 MS Integration Params: rteint.p

Method : C:\HPCHEM\1\METHODS\PAH2EB.M (RTE Integrator)
 Title : LL PAH ELEMENT ID 0607020
 Last Update : Sat Jul 15 10:42:47 2006
 Response via : Multiple Level Calibration

Min. RRF : 0.050 Min. Rel. Area : 50% Max. R.T. Dev 0.50min
 Max. RRF Dev : 30% Max. Rel. Area : 200%

	Compound	AvgRF	CCRF	%Dev	Area%	Dev(min)
1 I	1,4-Dichlorobenzene-d4	1.000	1.000	0.0	90	-0.01
2 S	1,2 Dichlorobenzene-d4 (SURR)	1.302	0.987	24.2	80	-0.01
3	Naphthalene-d8	1.000	1.000	0.0	87	0.00
4 S	Nitrobenzene-d5 (SURR)	0.506	0.520	-2.8	92	0.00
5	Naphthalene	1.225	1.204	1.7	90	0.00
6	2-Methylnaphthalene	0.734	0.711	3.1	89	0.00
7	1-Methylnaphthalene	0.746	0.724	2.9	89	0.00
8	Acenaphthene-d10	1.000	1.000	0.0	87	-0.01
9 S	2-Fluorobiphenyl (SURR)	1.550	1.540	0.6	90	0.00
10	Acenaphthylene	2.367	2.212	6.5	87	-0.01
11 C	Acenaphthene	1.494	1.411	5.6#	87	0.00
12	Fluorene	1.630	1.677	-2.9	93	-0.01
13	Phenanthrene-d10	1.000	1.000	0.0	85	-0.01
14 S	2,4,6-Tribromophenol (SURR)	0.111	0.108	2.7	85	0.00
15 C	Pentachlorophenol	0.047	0.027#	42.6#	81	-0.01
16	Phenanthrene	1.429	1.267	11.3	86	-0.01
17	Anthracene	1.496	1.343	10.2	86	-0.01
18 C	Fluoranthene	1.327	1.155	13.0#	82	-0.01
19	Chrysene-d12	1.000	1.000	0.0	88	-0.02
20	Pyrene	2.185	2.013	7.9	82	-0.01
21 S	Terphenyl-d14 (SURR)	0.986	0.962	2.4	88	-0.01
22	Benzo(a)anthracene	1.751	1.621	7.4	87	-0.02
23	Chrysene	1.860	1.765	5.1	89	-0.02
24	Perylene-d12	1.000	1.000	0.0	90	-0.02
25	Benzo(b)fluoranthene	1.681	1.566	6.8	91	-0.02
26	Benzo(k)fluoranthene	2.178	1.970	9.6	87	-0.02
27 C	Benzo(a)pyrene	1.748	1.632	6.6#	91	-0.02
28	Indeno(1,2,3-cd)pyrene	1.726	1.361	21.1	76	-0.03
29	Dibenzo(a,h)anthracene	1.313	1.023	22.1	74	-0.02
30	Benzo(g,h,i)perylene	1.510	1.215	19.5	79	-0.03

ESS LABORATORY

GCMS2 RUN LOG

3 errors
7/15/06

COLUMN DB5MS

BATCH DATE	VIAL #	FILE #	LAB ID	METHOD	COMMENTS / DILUTION / STANDARD ID	ANALYST
7/14/06	7	SV2 13797	BPG-0123 - ent 6	PAH2EB	6614099	VSL
7/14/06	8	SV2 13798	BPG-0123 - ent 7		6614100	
7/14/06	9	SV2 13799	BPG-0123 ent 8	PAH2EB	6614101	JLS
7/15/06	1	SV2 13800	BPG-0124 - ent 1	DEFPP	6626111	VSL
	2	SV2 01	BPG-0124 - scr 1	PAH2EB	6614102	
	3	SV2 02	BPG-0124 - scr 2		6619034	
	4	SV2 03	BPG-1307 - blk 1		6614094	
	5	SV2 04	BPG-1307 - BS 1			
	6	SV2 05	BPG-1307 - BS 2			
	7	SV2 06	0607134-01		RR IS Failed	
	8	SV2 07	0607134-04			
	9	SV2 08	BPG-6144 - blk 1			
	10	SV2 09	BPG-6144 - BS 1			
	11	SV2 10	BPG-6144 - BS 2			
	12	SV2 11	0607164-01			
	13	SV2 12	-10			
	14	SV2 13	-11			
	15	SV2 14	-12			
	16	SV2 15	-13		RR IS	
	17	SV2 16	-14		RR IS Failed	
	18	SV2 17	-15			
	19	SV2 18	-16			
	20	SV2 19	-17			
	21	SV2 20	-19			
	22	SV2 21	-18 - 29.7/15/06			
7/15/06	23	SV2 22	0607164 - ent 18	PAH2EB		VSL
7/17/06	1	SV2 23	BPG-0185 - ent 1	DEFPP	6613052	JLS
7/17/06	2	SV2 24	-001	PAH2EB		JLS
7/17/06	2	SV2 25	BPG-0185 - ent 2	PAH2EB	6614039	JLS

Control Number 60.0019-0601A

Page _____

ESS LABORATORY GCMS2 RUN LOG

COLUMN DB5MS

BATCH DATE	VIAL #	FILE #	LAB ID	METHOD	COMMENTS / DILUTION / STANDARD ID	ANALYST
7/17/06	3	SV2 138	26 B6161512-137	PAH2ERB	✓ 6614094	JCS
	4	SV2	27 B6161512-138		✓	
	5	SV2	28 B6161512-139		✓	
	6	SV2	29 0607173-02		✓ RR IS Failure	
	7	SV2	30 0607173-03		✓	
	8	SV2	31 0607164-24		✓	
	9	SV2	32 -22		✓ RR IS Failure	
	10	SV2	33 -21			
	11	SV2	34 0607173-11			
	12	SV2	35 0607173-04			
	13	SV2	36 0607164-23		Not Needed	
	14	SV2	37 0607173-07			
	15	SV2	38 0607173-09			
	16	SV2	39 0607134-02		✓ RR IS Failure	
	17	SV2	40 0607173-15			
	18	SV2	41 0607173-12			
7/17/06	19	SV2	42 0607173-01	PAH2ERB		JCS
7/18/06	1	SV2	43 Tm1	DFTAP		JSL
	1	SV2	44 Tm1	DFTAP		
	1	SV2	45 BPG-0149-Tm1	DFTAP	✓ 662611	
	2	SV2	46 BPG-0149-CM1	PAH2ERB	✓ 6612037	
	3	SV2	47 B61134-BK3	PAH2ERB	✓ 6614094	
	4	SV2	48 0607157-01		✓	
	5	SV2	49 -02		✓	
	6	SV2	50 -07		✓	
	7	SV2	51 -08		✓	
	8	SV2	52 N/ -11 2/18/06		✓	
	9	SV2	53 V -12		✓	
7/18/06	10	SV2	54 0607157-13	PAH2ERB	✓	JCS

Control Number 60.0019-0601A

Page _____

Semi-Volatile Organics Logbooks

Project #: 0607134
 Prep Date: 7/13/16
 Batch ID: SX661007
 Extraction Method: 3F41 C NA
 Surrogate ID# A 0726064 D 0611058
 Matrix Spike ID# E NA
 Analytical Matrix: 2011
 Extraction Time: Start: 0600 Finish: _____
 Split Extraction:

ESS ID	Vol (ml)/ Wt (g)	Surrogate (ul or ml)	Matrix Spike (ul or ml)	Extract Vol (ml) Hex/CH ₂ Cl ₂	Transfer Vol #1 (ml) Hex/CH ₂ Cl ₂	Transfer Vol #2 (ml) Hex/CH ₂ Cl ₂	Transfer Date	Bath Temp (C)	pH	Discard Bottle	Comments	1st Rvw Init.	Witness Init.	2nd Rvw Init.
0607134-01	20.0	1A	NA	1	1	NA	7/10/16	40	NA	NA		EM	NM	EM
0607134-02	20.0	1A	1	1	1									
0607134-03	20.0	1A	1	1	1									
0607134-04	20.0	1B	0.021	1	1									
0607134-05	20.0	1B	0.021	1	1									
0607134-06	19.4	1A	NA	1	1									
0607134-07	19.9	1A	1	1	1									
0607134-08	20.0	1A	1	1	1									
0607134-09	20.9	1A	NA	1	1									
0607134-10	19.7	1A	1	1	1									
0607134-11	19.1	1A	1	1	1									
0607134-12	20.4	1A	NA	1	1									
0607134-13	20.5	1A	1	1	1									
0607134-14	19.9	1A	1	1	1									
0607134-15	20.1	1A	1	1	1		7/10/16	40	NA	NA		EM	NM	EM
0607134-16	20.9	1A	NA	1	1									

Analysis Performed: PCB BIN SVOA SVOA LL PAH PEST TPH/GC BIS-2 PAH

Acid Washed: Y H₂SO₄ ID# NA
 Cu Cleaned: Y Florisid: Y Silica Column/Carbon prep: Y
 Cu ID# NA Lot# NA
 Glasswool: MTD 122446 Method #(s): 2210
 Prepared By: EM
 CH₂Cl₂ lot # CR 689 NaOH ID# NA
 Hexane lot# NA Na₂SO₄ ID# CR 110608
 Acetone lot# NA
 BATCH ID/Test: B66007
 Control #50.0001-0603A
 Batch ID/Test: B66007
 Page: _____
 0607134-16

666191

ESS Organic Preparation Logbook

Project #: 0607134 0607173
 Prep Date: 7/15/06
 Batch ID: 20046512
 Extraction Method: 35%
 Surrogate ID# 6613065
 Matrix Spike ID# D661105Y
 C MA
 E MA
 F MA

Analytical Matrix: Soil
 Extraction Time: Start: 12:30pm
 Finish: _____

Split Extraction*
 * Half of the final extract volume (0.5ml) is exchanged into 5ml 5ml hexane and transferred as Vol 1. The other half (0.5ml CH₂Cl₂) is transferred as Volume 2.

ESS ID	Vol(ml)/Wt(g)	Surrogate (ul or ml)	Matrix Spike (ul or ml)	Extract Vol (ml) Hex/CH ₂ Cl ₂	Transfer Vol #1 (ml) Hex/CH ₂ Cl ₂	Transfer Vol #2 (ml) Hex/CH ₂ Cl ₂	Transfer Date	Bath Temp (C)	pH	Discard	Comments	1st Rvw Init.	Witness Init.	2nd Rvw Init.
0607173-01	20.0	1A	MA	1	1	MA	7/15/06	60	MA	MA		JMK	MD	JSC
0607173-02	19.8	1A	1	1	1									
0607173-03	19.7	1A	1	1	1									
0607173-04	19.8	1A	1	1	1									
0607173-05	19.4	1A	1	1	1									
0607173-06	19.4	1A	1	1	1									
0607173-07	19.6	1A	MA	1	1									
0607173-08	19.5	1A	1	1	1									
0607173-09	19.6	1A	1	1	1									
0607173-10	19.5	1A	MA	1	1									
0607173-11	19.5	1A	1	1	1									
0607173-12	19.5	1A	1	1	1									
0607173-13	19.6	1A	1	1	1									
0607173-14	19.8	1A	1	1	1									
0607173-15	20.4	1A	1	1	1									
0607173-16	19.8	1A	1	1	1									
0607173-17	19.8	1A	1	1	1									
0607173-18	20.1	1A	1	1	1									
0607173-19	20.4	1A	MA	1	1	MA	7/15/06	40	MA	MA		JMK	MD	JSC

- Analysis Performed
- PCB
 - B/N SVOA
 - SVOA
 - LL PAH
 - PEST
 - TPH/GC
 - BIS-2
 - PAH

Prepared By: JMK
 CH₂Cl₂ lot # CR 111
 Hexane lot # MA
 Acetone lot # MA
 NaOH ID# MA
 Na₂SO₄ ID# PA 12 07030612

Acid Washed: Y
 H₂SO₄ ID# MA
 Florisil: Y
 Lot# MA
 Silica Column/Carbon prep: Y
 Lot # MA
 Glasswool: PA 12 0607666 f. Method #(s): 8270
 **Check off column if entire sample used and bottle discarded.

Control #50.0001-0603A

BATCH ID/Test: 13461512

BATCH ID/Test: -

TPH
Data Package

TPH Sample Data

ESS Laboratory

Division of Thielsch Engineering, Inc.

CERTIFICATE OF ANALYSIS

Client Name: MACTEC Engineering & Consulting, Inc.
Client Project ID: Providence Gorham Site
Client Sample ID: SS-SI26
Date Sampled: 07/12/06 13:00
Percent Solids: 19
Initial Volume: 19.7
Final Volume: 1
Extraction Method: 3541

ESS Laboratory Work Order: 0607134
ESS Laboratory Sample ID: 0607134-01
Sample Matrix: Soil
Analyst: JLS
Prepared: 07/12/06

8100M Total Petroleum Hydrocarbons

<u>Analyte</u>	<u>Results</u>	<u>Units</u>	<u>MRL</u>	<u>DF</u>	<u>Analyzed</u>
Total Petroleum Hydrocarbons	773	mg/kg dry	200	1	07/13/06

	<u>%Recovery</u>	<u>Qualifier</u>	<u>Limits</u>
Surrogate: O-Terphenyl	78 %		40-140

ESS Laboratory

Division of Thielsch Engineering, Inc.

CERTIFICATE OF ANALYSIS

Client Name: MACTEC Engineering & Consulting, Inc.

Client Project ID: Providence Gorham Site

Client Sample ID: SS-SI27

Date Sampled: 07/12/06 13:15

Percent Solids: 82

Initial Volume: 20.7

Final Volume: 1

Extraction Method: 3541

ESS Laboratory Work Order: 0607134

ESS Laboratory Sample ID: 0607134-02

Sample Matrix: Soil

Analyst: JLS

Prepared: 07/12/06

8100M Total Petroleum Hydrocarbons

<u>Analyte</u>	<u>Results</u>	<u>Units</u>	<u>MRL</u>	<u>DF</u>	<u>Analyzed</u>
Total Petroleum Hydrocarbons	96.0	mg/kg dry	44.2	1	07/13/06

	<u>%Recovery</u>	<u>Qualifier</u>	<u>Limits</u>
Surrogate: O-Terphenyl	80 %		40-140

ESS Laboratory

Division of Thielsch Engineering, Inc.

CERTIFICATE OF ANALYSIS

Client Name: MACTEC Engineering & Consulting, Inc.
Client Project ID: Providence Gorham Site
Client Sample ID: SS-SI28
Date Sampled: 07/12/06 13:30
Percent Solids: 84
Initial Volume: 20.9
Final Volume: 1
Extraction Method: 3541

ESS Laboratory Work Order: 0607134
ESS Laboratory Sample ID: 0607134-03
Sample Matrix: Soil
Analyst: JLS
Prepared: 07/12/06

8100M Total Petroleum Hydrocarbons

<u>Analyte</u>	<u>Results</u>	<u>Units</u>	<u>MRL</u>	<u>DF</u>	<u>Analyzed</u>
Total Petroleum Hydrocarbons	83.5	mg/kg dry	42.7	1	07/13/06

	<u>%Recovery</u>	<u>Qualifier</u>	<u>Limits</u>
Surrogate: O-Terphenyl	92 %		40-140

ESS Laboratory

Division of Thielsch Engineering, Inc.

CERTIFICATE OF ANALYSIS

Client Name: MACTEC Engineering & Consulting, Inc.
Client Project ID: Providence Gorham Site
Client Sample ID: SS-SI29
Date Sampled: 07/12/06 13:45
Percent Solids: 88
Initial Volume: 19.6
Final Volume: 1
Extraction Method: 3541

ESS Laboratory Work Order: 0607134
ESS Laboratory Sample ID: 0607134-04
Sample Matrix: Soil
Analyst: JLS
Prepared: 07/12/06

8100M Total Petroleum Hydrocarbons

<u>Analyte</u>	<u>Results</u>	<u>Units</u>	<u>MRL</u>	<u>DF</u>	<u>Analyzed</u>
Total Petroleum Hydrocarbons	ND	mg/kg dry	43.5	1	07/13/06

	<u>%Recovery</u>	<u>Qualifier</u>	<u>Limits</u>
Surrogate: O-Terphenyl	84 %		40-140

ESS Laboratory

Division of Thielsch Engineering, Inc.

CERTIFICATE OF ANALYSIS

Client Name: MACTEC Engineering & Consulting, Inc.
Client Project ID: Providence Gorham Site
Client Sample ID: SS-SI30
Date Sampled: 07/12/06 14:00
Percent Solids: 91
Initial Volume: 19.7
Final Volume: 1
Extraction Method: 3541

ESS Laboratory Work Order: 0607134
ESS Laboratory Sample ID: 0607134-05
Sample Matrix: Soil
Analyst: JLS
Prepared: 07/12/06

8100M Total Petroleum Hydrocarbons

<u>Analyte</u>	<u>Results</u>	<u>Units</u>	<u>MRL</u>	<u>DF</u>	<u>Analyzed</u>
Total Petroleum Hydrocarbons	199	mg/kg dry	41.8	1	07/13/06

	<u>%Recovery</u>	<u>Qualifier</u>	<u>Limits</u>
Surrogate: O-Terphenyl	78 %		40-140

ESS Laboratory

Division of Thielsch Engineering, Inc.

CERTIFICATE OF ANALYSIS

Client Name: MACTEC Engineering & Consulting, Inc.
Client Project ID: Providence Gorham Site
Client Sample ID: SS-S131
Date Sampled: 07/12/06 14:15
Percent Solids: 74
Initial Volume: 20.8
Final Volume: 1
Extraction Method: 3541

ESS Laboratory Work Order: 0607134
ESS Laboratory Sample ID: 0607134-06
Sample Matrix: Soil
Analyst: JLS
Prepared: 07/12/06

8100M Total Petroleum Hydrocarbons

<u>Analyte</u>	<u>Results</u>	<u>Units</u>	<u>MRL</u>	<u>DF</u>	<u>Analyzed</u>
Total Petroleum Hydrocarbons	207	mg/kg dry	48.7	1	07/13/06

	<u>%Recovery</u>	<u>Qualifier</u>	<u>Limits</u>
Surrogate: O-Terphenyl	89 %		40-140

ESS Laboratory

Division of Thielsch Engineering, Inc.

CERTIFICATE OF ANALYSIS

Client Name: MACTEC Engineering & Consulting, Inc.
Client Project ID: Providence Gorham Site
Client Sample ID: SS-SI32
Date Sampled: 07/12/06 14:30
Percent Solids: 85
Initial Volume: 19.3
Final Volume: 1
Extraction Method: 3541

ESS Laboratory Work Order: 0607134
ESS Laboratory Sample ID: 0607134-07
Sample Matrix: Soil
Analyst: JLS
Prepared: 07/12/06

8100M Total Petroleum Hydrocarbons

<u>Analyte</u>	<u>Results</u>	<u>Units</u>	<u>MRL</u>	<u>DF</u>	<u>Analyzed</u>
Total Petroleum Hydrocarbons	329	mg/kg dry	45.7	1	07/13/06

	<u>%Recovery</u>	<u>Qualifier</u>	<u>Limits</u>
Surrogate: O-Terphenyl	106 %		40-140

ESS Laboratory

Division of Thielsch Engineering, Inc.

CERTIFICATE OF ANALYSIS

Client Name: MACTEC Engineering & Consulting, Inc.
Client Project ID: Providence Gorham Site
Client Sample ID: SS-SI33 S100
Date Sampled: 07/12/06 14:45
Percent Solids: 84
Initial Volume: 20.7
Final Volume: 1
Extraction Method: 3541

ESS Laboratory Work Order: 0607134
ESS Laboratory Sample ID: 0607134-08
Sample Matrix: Soil
Analyst: JLS
Prepared: 07/12/06

8100M Total Petroleum Hydrocarbons

<u>Analyte</u>	<u>Results</u>	<u>Units</u>	<u>MRL</u>	<u>DF</u>	<u>Analyzed</u>
Total Petroleum Hydrocarbons	928	mg/kg dry	43.1	1	07/13/06

	<u>%Recovery</u>	<u>Qualifier</u>	<u>Limits</u>
Surrogate: O-Terphenyl	120 %		40-140

ESS Laboratory

Division of Thielsch Engineering, Inc.

CERTIFICATE OF ANALYSIS

Client Name: MACTEC Engineering & Consulting, Inc.
Client Project ID: Providence Gorham Site
Client Sample ID: SS-SI33 S105
Date Sampled: 07/12/06 14:45
Percent Solids: 89
Initial Volume: 20.5
Final Volume: 1
Extraction Method: 3541

ESS Laboratory Work Order: 0607134
ESS Laboratory Sample ID: 0607134-09
Sample Matrix: Soil
Analyst: JLS
Prepared: 07/12/06

8100M Total Petroleum Hydrocarbons

<u>Analyte</u>	<u>Results</u>	<u>Units</u>	<u>MRL</u>	<u>DF</u>	<u>Analyzed</u>
Total Petroleum Hydrocarbons	222	mg/kg dry	41.1	1	07/13/06

	<i>%Recovery</i>	<i>Qualifier</i>	<i>Limits</i>
<i>Surrogate: O-Terphenyl</i>	96 %		40-140

TPH
Quality Control Data

ESS Laboratory

Division of Thielsch Engineering, Inc.

CERTIFICATE OF ANALYSIS

Client Name: MACTEC Engineering & Consulting, Inc.
Client Project ID: Providence Gorham Site

ESS Laboratory Work Order: 0607134

Quality Control Data

Analyte	Result	MRL	Units	Spike Level	Source Result	%REC	%REC Limits	RPD	RPD Limit	Qualifier
---------	--------	-----	-------	-------------	---------------	------	-------------	-----	-----------	-----------

3050B/6000/7000 Total Metals

Batch BG61322 - 7471A

Duplicate Source: 0607134-09

Mercury	0.0924	0.036	mg/kg dry		0.085			8	35	
---------	--------	-------	-----------	--	-------	--	--	---	----	--

Matrix Spike Source: 0607134-09

Mercury	0.362	0.035	mg/kg dry	0.211	0.085	131	75-125			+
---------	-------	-------	-----------	-------	-------	-----	--------	--	--	---

Matrix Spike Dup Source: 0607134-09

Mercury	0.330	0.037	mg/kg dry	0.221	0.085	111	75-125	9	35	
---------	-------	-------	-----------	-------	-------	-----	--------	---	----	--

Reference

Mercury	2.97	0.333	mg/kg wet	3.60		82	68.06-131.94			
---------	------	-------	-----------	------	--	----	--------------	--	--	--

8100M Total Petroleum Hydrocarbons

Batch BG61221 - 3541

Blank

Total Petroleum Hydrocarbons	ND	37.5	mg/kg wet							
------------------------------	----	------	-----------	--	--	--	--	--	--	--

Surrogate: O-Terphenyl	3.74		mg/kg wet	5.00		75	40-140			
------------------------	------	--	-----------	------	--	----	--------	--	--	--

LCS

Total Petroleum Hydrocarbons	641	37.5	mg/kg wet	1000		64	40-140			
------------------------------	-----	------	-----------	------	--	----	--------	--	--	--

Surrogate: O-Terphenyl	4.61		mg/kg wet	5.00		92	40-140			
------------------------	------	--	-----------	------	--	----	--------	--	--	--

LCS

Total Petroleum Hydrocarbons	25.4	37.5	mg/kg wet	35.0		73	40-140			
------------------------------	------	------	-----------	------	--	----	--------	--	--	--

Surrogate: O-Terphenyl	3.71		mg/kg wet	5.00		74	40-140			
------------------------	------	--	-----------	------	--	----	--------	--	--	--

LCS Dup

Total Petroleum Hydrocarbons	651	37.5	mg/kg wet	1000		65	40-140	2	50	
------------------------------	-----	------	-----------	------	--	----	--------	---	----	--

Surrogate: O-Terphenyl	4.59		mg/kg wet	5.00		92	40-140			
------------------------	------	--	-----------	------	--	----	--------	--	--	--

LCS Dup

Total Petroleum Hydrocarbons	24.7	37.5	mg/kg wet	35.0		71	40-140	3	50	
------------------------------	------	------	-----------	------	--	----	--------	---	----	--

Surrogate: O-Terphenyl	3.54		mg/kg wet	5.00		71	40-140			
------------------------	------	--	-----------	------	--	----	--------	--	--	--

8270C Polynuclear Aromatic Hydrocarbons

Batch BG61307 - 3541

Blank

1-Methylnaphthalene	ND	500	ug/Kg wet							
2-Methylnaphthalene	ND	500	ug/Kg wet							
Acenaphthene	ND	500	ug/Kg wet							
Acenaphthylene	ND	500	ug/Kg wet							
Anthracene	ND	500	ug/Kg wet							
Benzo(a)anthracene	ND	500	ug/Kg wet							
Benzo(a)pyrene	ND	500	ug/Kg wet							
Benzo(b)fluoranthene	ND	500	ug/Kg wet							
Benzo(g,h,i)perylene	ND	500	ug/Kg wet							
Benzo(k)fluoranthene	ND	500	ug/Kg wet							
Chrysene	ND	500	ug/Kg wet							

TPH Calibration Data

ANALYSIS SEQUENCE

BPH0010

Instrument: SVOAGC2

Calibration ID: ~~UNASSIGNED~~ 8100FCL

Lab Number	Analysis	Container	Order	Position	STD ID	ISTD ID	Client
BPH0010-CAL1	QC		1		6F15038		
BPH0010-CAL2	QC		2		6F15039		
BPH0010-CAL3	QC		3		6F15040		
BPH0010-CAL4	QC		4		6F15041		
BPH0010-CAL5	QC		5		6F15042		
BPH0010-SCV1	QC		6		6F15043		

Samples Loaded By

Date

Data Processed By

Date

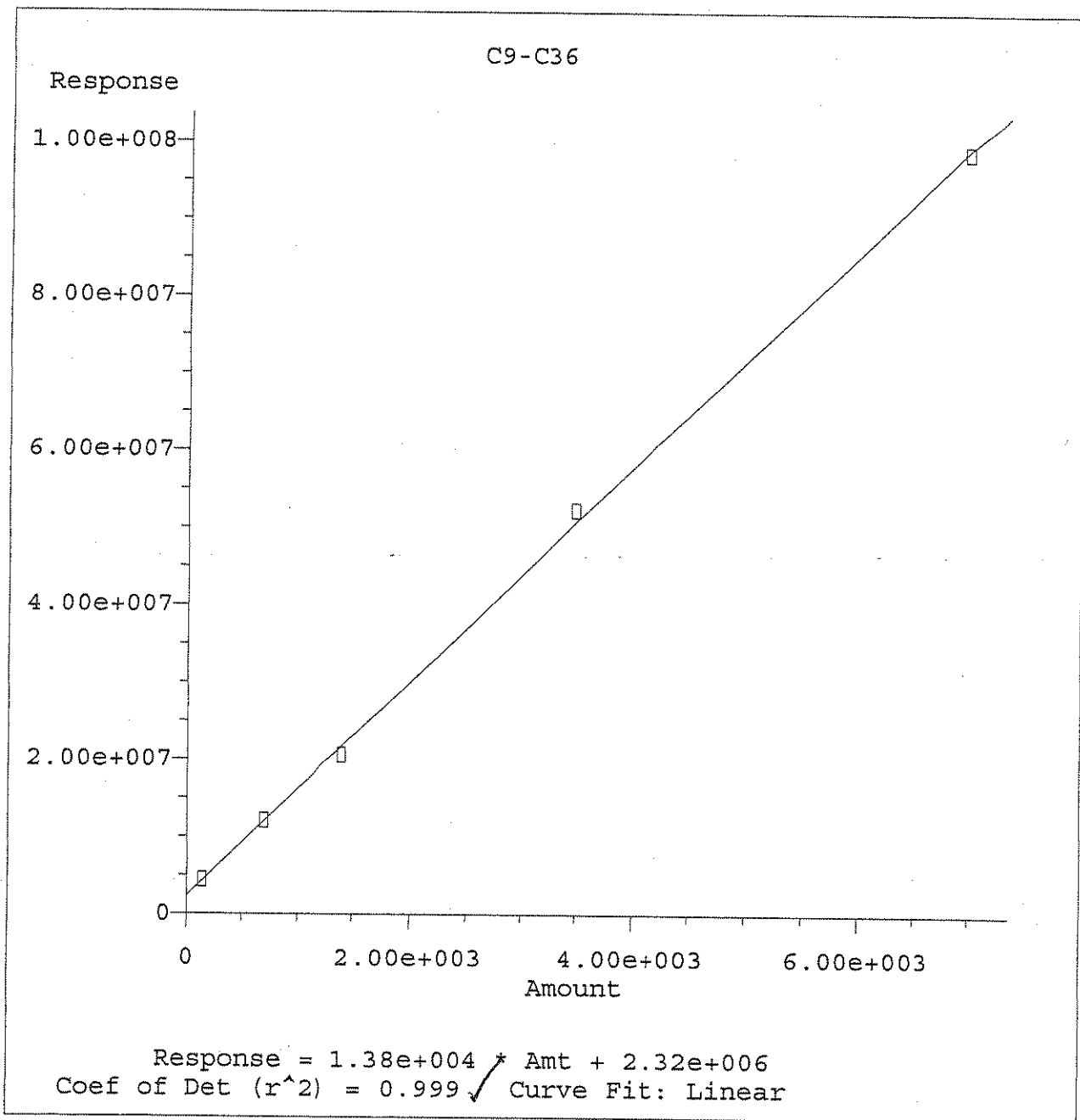
Response Factor Report GC2

Method : Q:\SVOA\TPH_GC2\METHODS\8100FCL.M
 Title : ELEMENT ID: 0502008
 Last Update : Wed Jun 14 05:27:25 2006
 Response via : Initial Calibration

Calibration Files

50 =006F0101.D 10 =005F0101.D 100 =007F0101.D
 250 =008F0101.D 500 =009F0101.D

Compound		50	10	100	250	500	Avg	%RSD	
1) S	O-Terphenyl	16.7	14.3	16.0	17.5	17.2	16.4	E3	7.86
2) H	C9-C36	17.3	31.3	14.7	14.9	14.1	18.5	E3	39.47 <i>like</i>
3) H	C10-C28	15.9	18.0	14.8	16.1	15.6	16.1	E3	7.18



Method Name: Q:\SVOA\TPH_GC2\METHODS\8100FCL.M
 Calibration Table Last Updated: Wed Jun 14 05:27:25 2006

Quantitation Report

Data File : Q:\SVOA\TPH_GC2\DATA\061306\005F0101.D
 Acq On : 13 Jun 06 01:29 PM
 Sample : TPH10
 Misc :
 Quant Time: Jun 14 5:24 19106

Vial: 5
 Operator: [GC]A.MS
 Inst : GC2
 Multiplr: 1.00

Method : Q:\SVOA\TPH_GC2\METHODS\8100FCL.M
 Title : ELEMENT ID: 0502008
 Last Update : Wed Jun 14 05:27:25 2006
 Response via : Multiple Level Calibration

Volume Inj. : 1 ul
 Signal Phase : RTX-5MS
 Signal Info : 0.25

Compound	R.T.	Response	Conc Units

System Monitoring Compounds			
1) S O-Terphenyl	15.29	143111	7.297 ppm
	Recovery	=	7.30%
Target Compounds			
3) H C10-C28	15.17	1975792	105.659 ppm

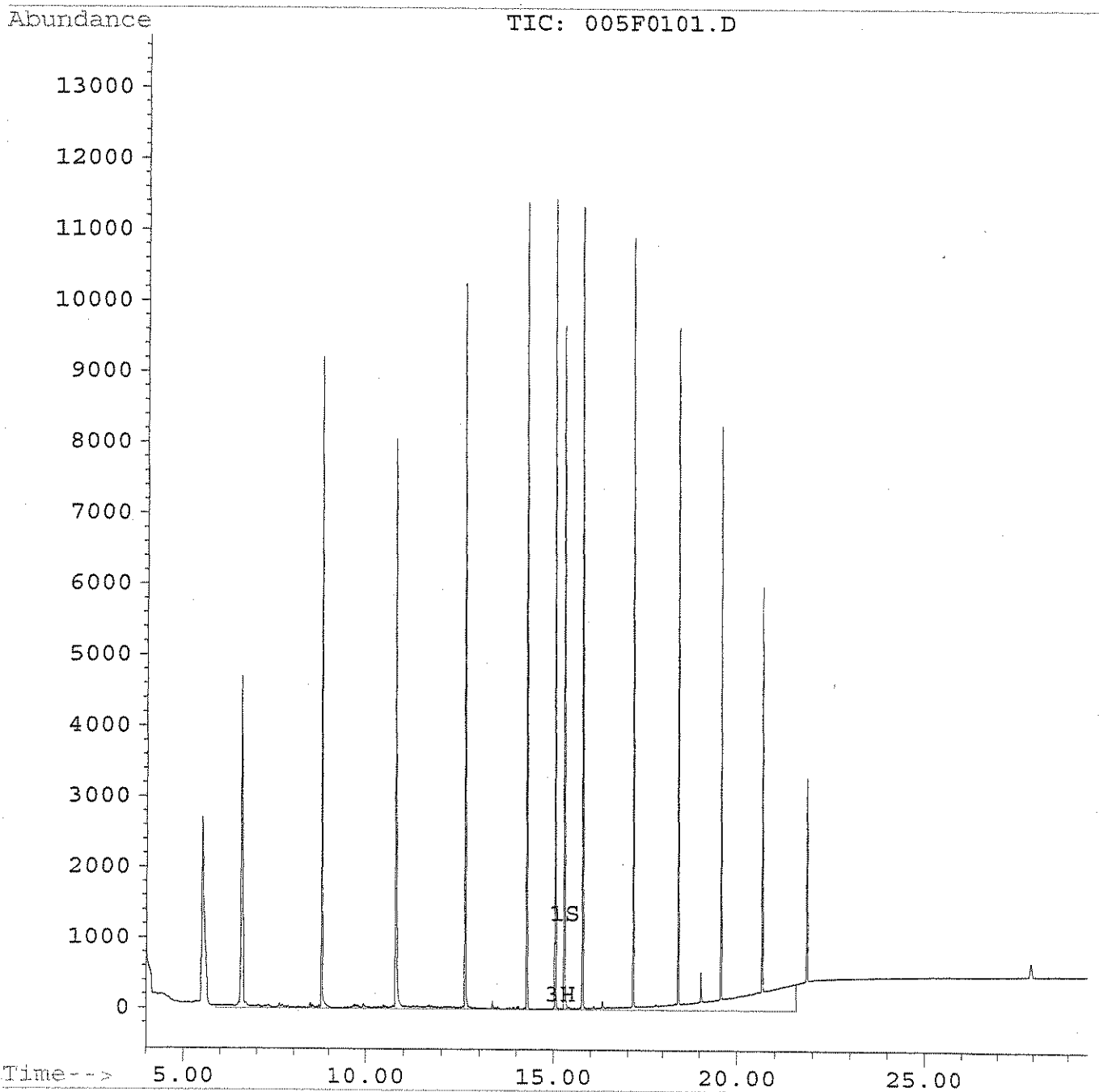
Quantitation Report

Data File : Q:\SVOA\TPH_GC2\DATA\061306\005F0101.D
Acq On : 13 Jun 06 01:29 PM
Sample : TPH10
Misc :
Quant Time: Jun 14 5:24 19106

Vial: 5
Operator: [GC]A.MS
Inst : GC2
Multiplr: 1.00

Method : Q:\SVOA\TPH_GC2\METHODS\8100FCL.M
Title : ELEMENT ID: 0502008
Last Update : Wed Jun 14 05:27:25 2006
Response via : Multiple Level Calibration

Volume Inj. : 1 ul
Signal Phase : RTX-5MS
Signal Info : 0.25



Quantitation Report

Data File : Q:\SVOA\TPH_GC2\DATA\061306\006F0101.D
 Acq On : 13 Jun 06 02:01 PM
 Sample : TPH50
 Misc :
 Quant Time: Jun 14 5:25 19106

Vial: 6
 Operator: [GC]A.MS
 Inst : GC2
 Multiplr: 1.00

Method : Q:\SVOA\TPH_GC2\METHODS\8100FCL.M
 Title : ELEMENT ID: 0502008
 Last Update : Wed Jun 14 05:27:25 2006
 Response via : Multiple Level Calibration

Volume Inj. : 1 ul
 Signal Phase : RTX-5MS
 Signal Info : 0.25

Compound	R.T.	Response	Conc Units

System Monitoring Compounds			
1) S O-Terphenyl	15.30	834917	44.947 ppm
	Recovery	=	44.95%
Target Compounds			
2) H C9-C36	15.17	12080940	479.462 ppm
3) H C10-C28	15.17	8747455	478.523 ppm

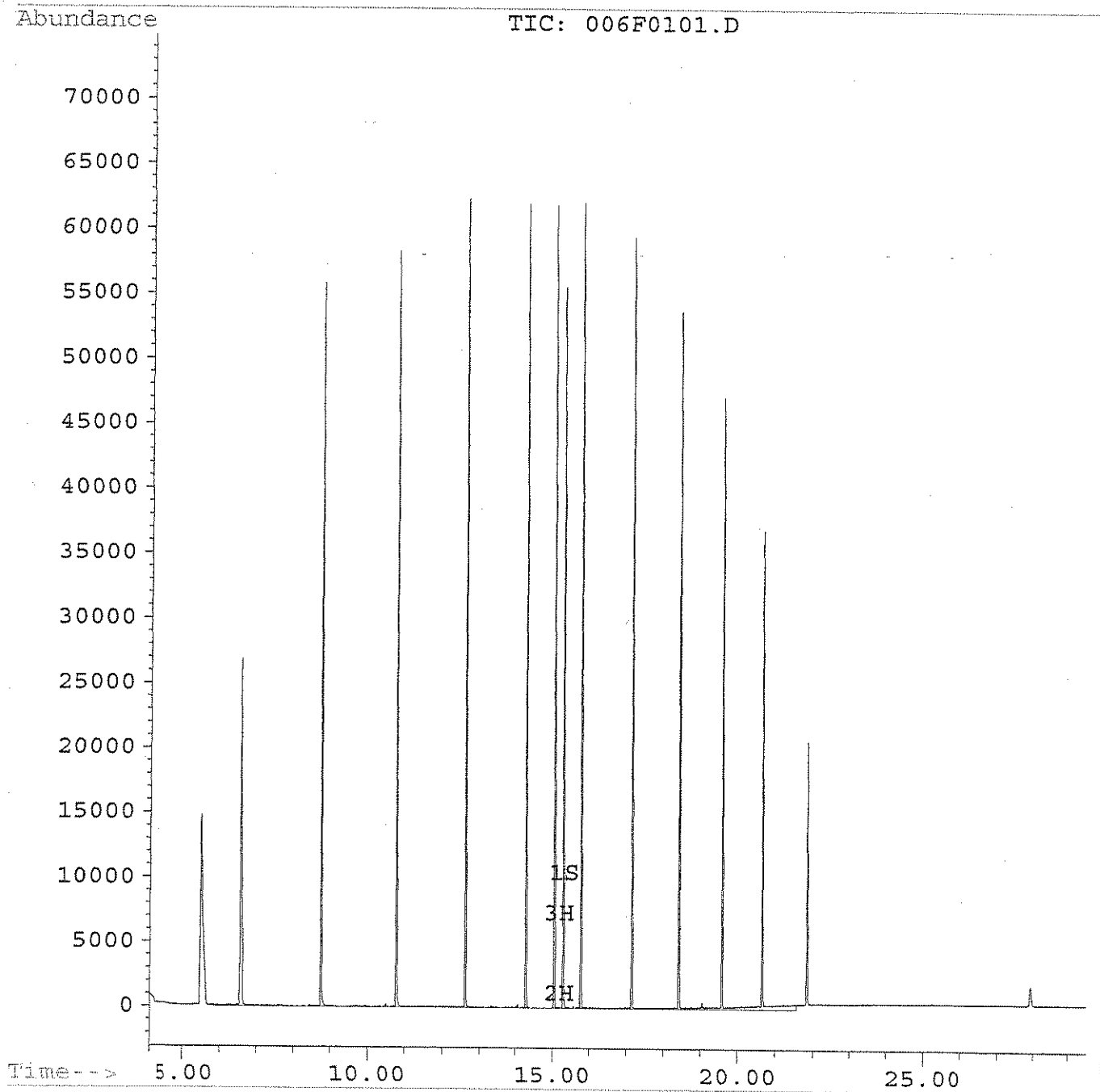
Quantitation Report

Data File : Q:\SVOA\TPH_GC2\DATA\061306\006F0101.D
Acq On : 13 Jun 06 02:01 PM
Sample : TPH50
Misc :
Quant Time: Jun 14 5:25 19106

Vial: 6
Operator: [GC]A.MS
Inst : GC2
Multiplr: 1.00

Method : Q:\SVOA\TPH_GC2\METHODS\8100FCL.M
Title : ELEMENT ID: 0502008
Last Update : Wed Jun 14 05:27:25 2006
Response via : Multiple Level Calibration

Volume Inj. : 1 ul
Signal Phase : RTX-5MS
Signal Info : 0.25



Quantitation Report

Data File : Q:\SVOA\TPH_GC2\DATA\061306\007F0101.D
 Acq On : 13 Jun 06 02:37 PM
 Sample : TPH100
 Misc :
 Quant Time: Jun 14 5:25 19106

Vial: 7
 Operator: [GC]A.MS
 Inst : GC2
 Multiplr: 1.00

Method : Q:\SVOA\TPH_GC2\METHODS\8100FCL.M
 Title : ELEMENT ID: 0502008
 Last Update : Wed Jun 14 05:27:25 2006
 Response via : Multiple Level Calibration

Volume Inj. : 1 ul
 Signal Phase : RTX-5MS
 Signal Info : 0.25

Compound	R.T.	Response	Conc Units

System Monitoring Compounds			
1) S O-Terphenyl	15.31	1599204	90.057 ppm
		Recovery =	90.06%
Target Compounds			
2) H C9-C36	15.17	20575372	1111.798 ppm
3) H C10-C28	15.17	16331265	934.116 ppm

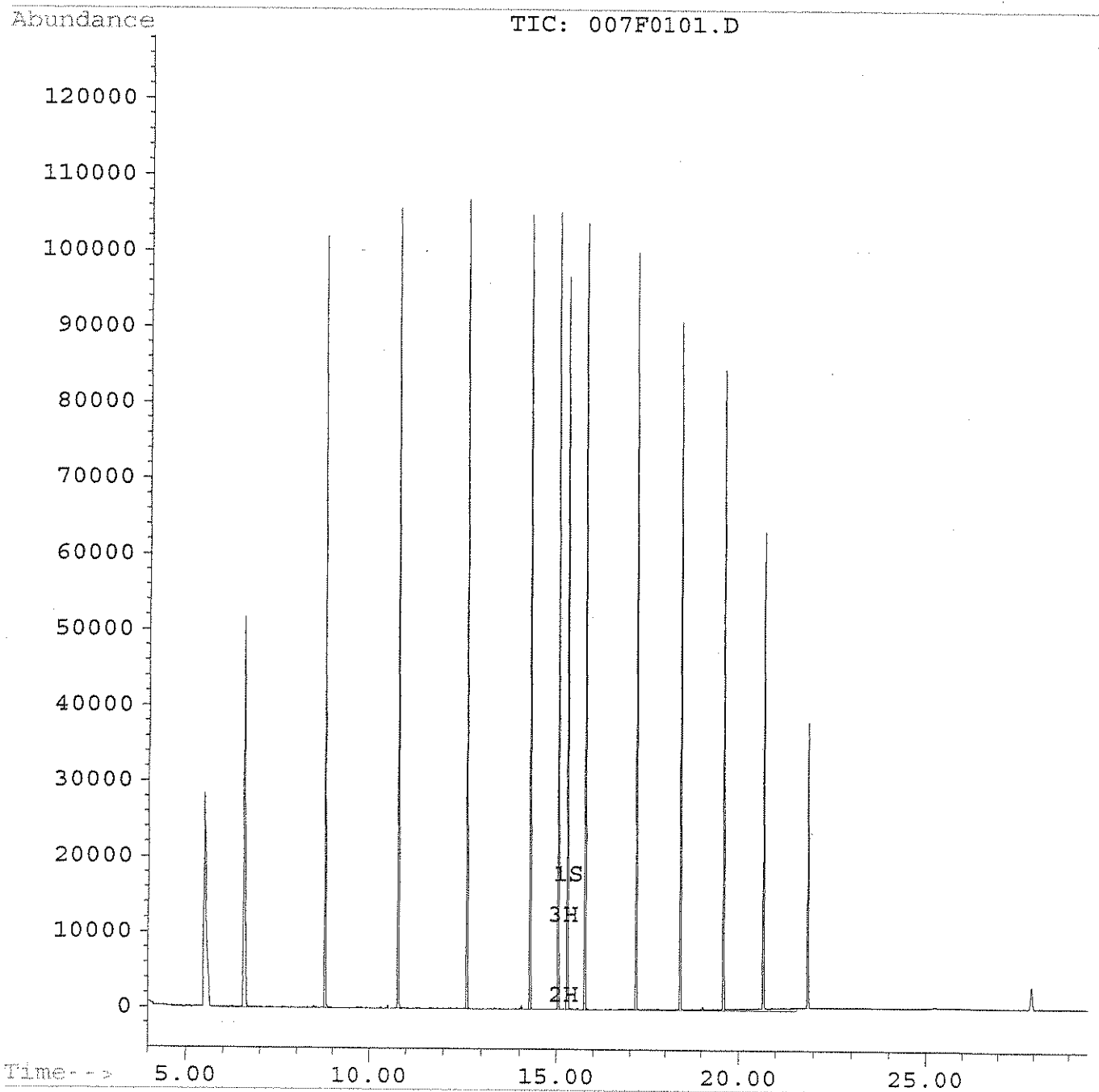
Quantitation Report

Data File : Q:\SVOA\TPH_GC2\DATA\061306\007F0101.D
Acq On : 13 Jun 06 02:37 PM
Sample : TPH100
Misc :
Quant Time: Jun 14 5:25 19106

Vial: 7
Operator: [GC]A.MS
Inst : GC2
Multiplr: 1.00

Method : Q:\SVOA\TPH_GC2\METHODS\8100FCL.M
Title : ELEMENT ID: 0502008
Last Update : Wed Jun 14 05:27:25 2006
Response via : Multiple Level Calibration

Volume Inj. : 1 ul
Signal Phase : RTX-5MS
Signal Info : 0.25



Quantitation Report

Data File : Q:\SVOA\TPH_GC2\DATA\061306\008F0101.D
 Acq On : 13 Jun 06 03:13 PM
 Sample : TPH250
 Misc :
 Quant Time: Jun 14 5:26 19106

Vial: 8
 Operator: [GC]A.MS
 Inst : GC2
 Multiplr: 1.00

Method : Q:\SVOA\TPH_GC2\METHODS\8100FCL.M
 Title : ELEMENT ID: 0502008
 Last Update : Wed Jun 14 05:27:25 2006
 Response via : Multiple Level Calibration

Volume Inj. : 1 ul
 Signal Phase : RTX-5MS
 Signal Info : 0.25

Compound	R.T.	Response	Conc Units

System Monitoring Compounds			
1) S O-Terphenyl	15.34	4383231	260.445 ppm
		Recovery =	260.45%
Target Compounds			
2) H C9-C36	15.17	52236208	3379.202 ppm
3) H C10-C28	15.17	44220473	2673.520 ppm

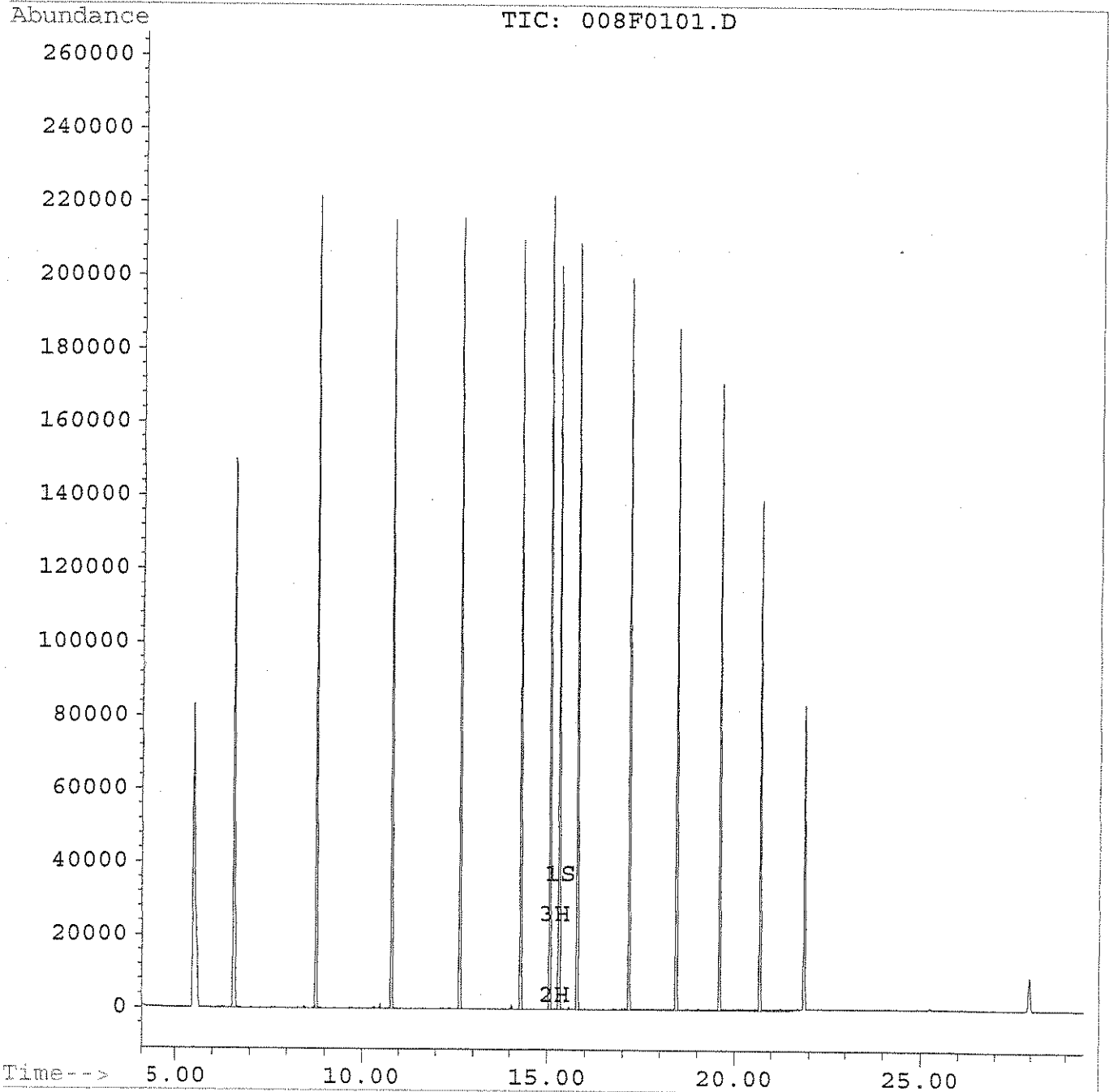
Quantitation Report

Data File : Q:\SVOA\TPH_GC2\DATA\061306\008F0101.D
Acq On : 13 Jun 06 03:13 PM
Sample : TPH250
Misc :
Quant Time: Jun 14 5:26 19106

Vial: 8
Operator: [GC]A.MS
Inst : GC2
Multiplr: 1.00

Method : Q:\SVOA\TPH_GC2\METHODS\8100FCL.M
Title : ELEMENT ID: 0502008
Last Update : Wed Jun 14 05:27:25 2006
Response via : Multiple Level Calibration

Volume Inj. : 1 ul
Signal Phase : RTX-5MS
Signal Info : 0.25



Quantitation Report

Data File : Q:\SVOA\TPH_GC2\DATA\061306\009F0101.D
 Acq On : 13 Jun 06 03:49 PM
 Sample : TPH500
 Misc :
 Quant Time: Jun 14 5:27 19106

Vial: 9
 Operator: [GC]A.MS
 Inst : GC2
 Multiplr: 1.00

Method : Q:\SVOA\TPH_GC2\METHODS\8100FCL.M
 Title : ELEMENT ID: 0502008
 Last Update : Wed Jun 14 05:27:25 2006
 Response via : Multiple Level Calibration

Volume Inj. : 1 ul
 Signal Phase : RTX-5MS
 Signal Info : 0.25

Compound	R.T.	Response	Conc Units

System Monitoring Compounds			
1) S O-Terphenyl	15.36	8624694	519.536 ppm
		Recovery =	519.54%
Target Compounds			
2) H C9-C36	15.17	98744003	6710.850 ppm
3) H C10-C28	15.17	85744325	5279.552 ppm

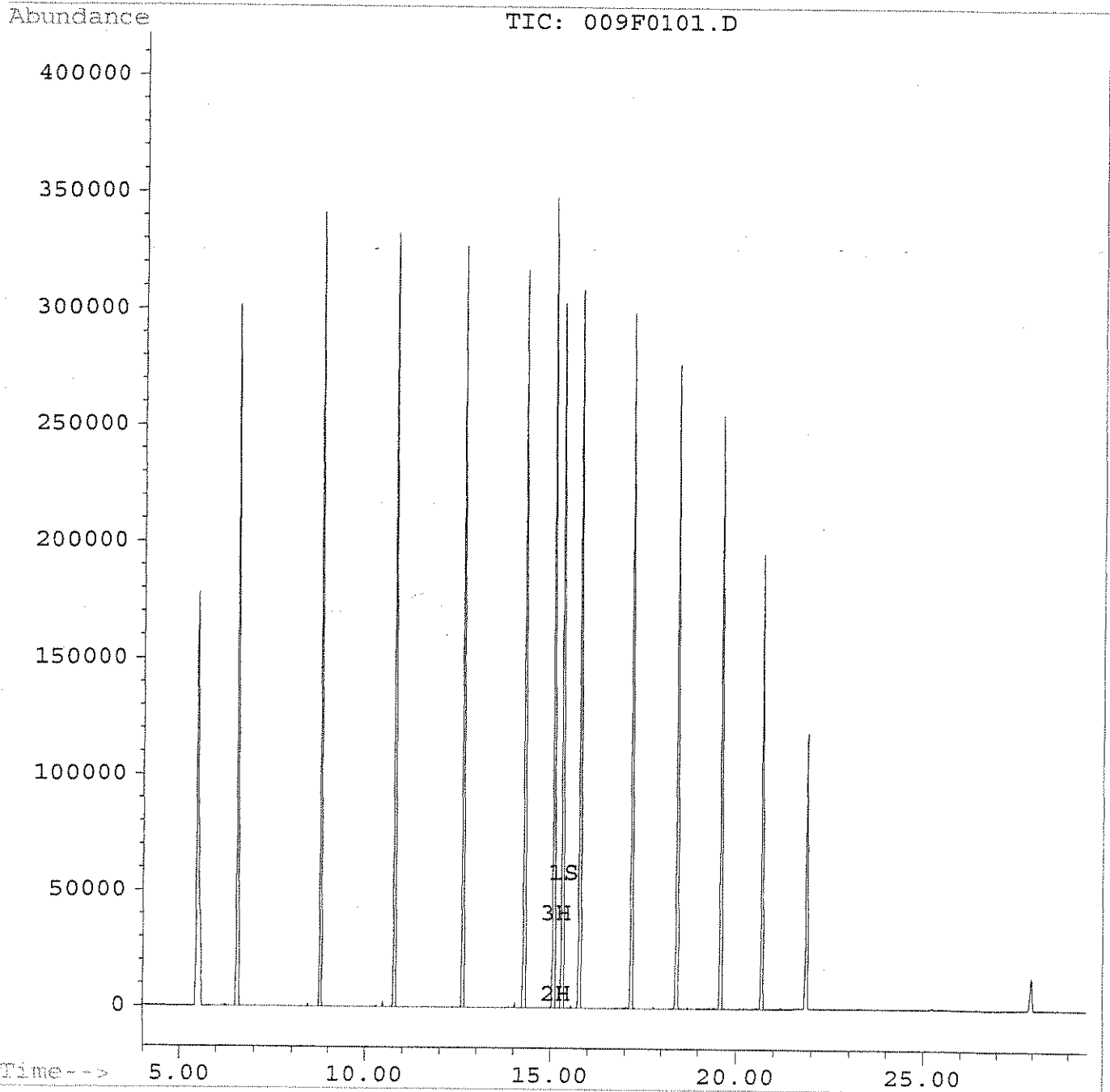
Quantitation Report

Data File : Q:\SVOA\TPH_GC2\DATA\061306\009F0101.D
Acq On : 13 Jun 06 03:49 PM
Sample : TPH500
Misc :
Quant Time: Jun 14 5:27 19106

Vial: 9
Operator: [GC]A.MS
Inst : GC2
Multiplr: 1.00

Method : Q:\SVOA\TPH_GC2\METHODS\8100FCL.M
Title : ELEMENT ID: 0502008
Last Update : Wed Jun 14 05:27:25 2006
Response via : Multiple Level Calibration

Volume Inj. : 1 ul
Signal Phase : RTX-5MS
Signal Info : 0.25



Quantitation Report

Data File : Q:\SVOA\TPH_GC2\DATA\061306\010F0101.D
 Acq On : 13 Jun 06 04:25 PM
 Sample : TPH50SS
 Misc :
 Quant Time: Jun 14 5:27 19106

Vial: 10
 Operator: [GC]A.MS
 Inst : GC2
 Multiplr: 1.00

Method : Q:\SVOA\TPH_GC2\METHODS\8100FCL.M
 Title : ELEMENT ID: 0502008
 Last Update : Wed Jun 14 05:27:25 2006
 Response via : Multiple Level Calibration

Volume Inj. : 1 ul
 Signal Phase : RTX-5MS
 Signal Info : 0.25

Compound	R.T.	Response	Conc Units

System Monitoring Compounds			
1) S O-Terphenyl	15.30	846816	51.772 ppm
	Recovery	=	51.77%
Target Compounds			
2) H C9-C36	15.17	12107096	706.667 ppm
3) H C10-C28	15.17	8854165	550.750 ppm

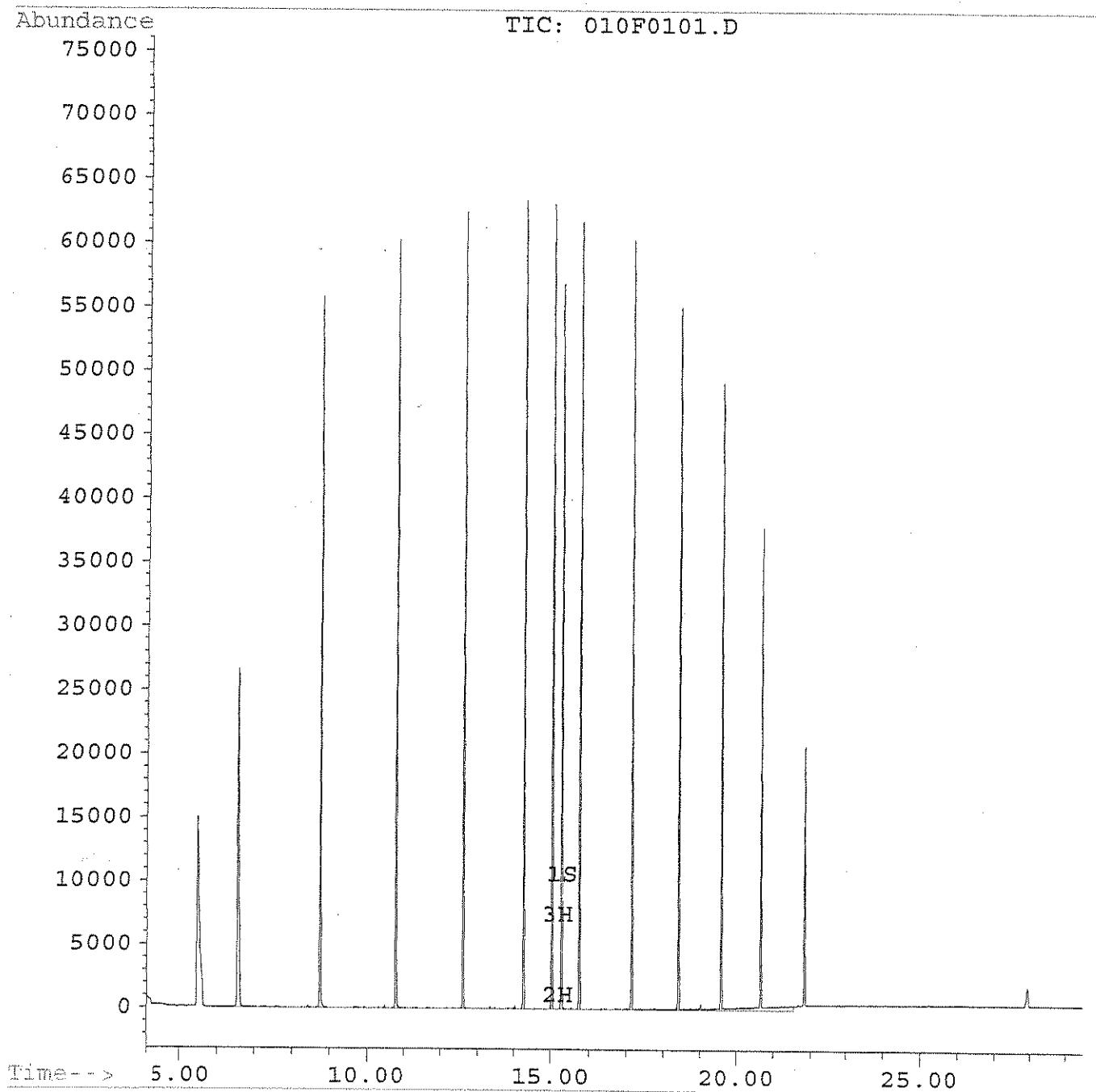
Quantitation Report

Data File : Q:\SVOA\TPH_GC2\DATA\061306\010F0101.D
Acq On : 13 Jun 06 04:25 PM
Sample : TPH50SS
Misc :
Quant Time: Jun 14 5:27 19106

Vial: 10
Operator: [GC]A.MS
Inst : GC2
Multiplr: 1.00

Method : Q:\SVOA\TPH_GC2\METHODS\8100FCL.M
Title : ELEMENT ID: 0502008
Last Update : Wed Jun 14 05:27:25 2006
Response via : Multiple Level Calibration

Volume Inj. : 1 ul
Signal Phase : RTX-5MS
Signal Info : 0.25



**ESS LABORATORY
GC2 Front RUN LOG**

COLUMN DB5MS

BATCH DATE	VIAL #	FILE #	LAB ID	METHOD	COMMENTS / DILUTION / STANDARD ID	ANALYST
6/13/06	4	61306 4	TPH 50	8100FCL	New Stock	JLS
	5	5	TPH 10		✓ JLS 6/13/06 6F150 38 CCVI	
	6	6	50		✓ 39 7	
	7	7	100		✓ 40 3	
	8	8	250		✓ 41 4	
	9	9	500		✓ 42 5	
	10	10	TPH 50SS		✓ 6F150 43 SCV1	
	11	11	BFL61213-BKI		✓	
	12	12	-BSI		✓	
	13	13	-BSDI		✓	
	14	14	0606106-07		✓	
	15	15	BFL61213-MSI		RR	
	16	16	BFL61213-MSD		✓	
	17	17	solvent			
6/13/06	18	61306 18	TPH 50	8100FCL	✓	JLS
6/14/06	1	61406 1	TPH 50	8100FCL	✓	JLS
	2	2	0606157-02		✓	
	3	3	JLS 6/13/06 0606157-03		✓	
	4	4	0606139-03		RR	
	5	5	0606106-01MSI		✓ Failed 2nd time running	
	6	6	0606139-02		RR	
	7	7	0606156-04		RR	
	8	8	-05		RR	
	9	9	-08		RR	
	10	10	-01			
	11	11	0606171-03			
	12	12	-02			
	13	13	-01			
	14	14	0606139-01		RR	
6/14/06	15	61406 15	solvent	8100FCL		JLS

CONTROL NUMBER 60.0002-0601A

PAGE _____

ANALYSIS SEQUENCE

BPH0013

Instrument: SVOAGC2

Calibration ID: UNASSIGNED 8100FCL

Lab Number	Analysis	Container	Order	Position	STD ID	ISTD ID	Client
BPH0013-CCV1	QC		1		6G10018		
BG61221-BLK1	QC		2				
BG61221-BS1	QC		3				
BG61221-BSD1	QC		4				
BPH0013-CCV2	QC		5		6G10018		
0607134-01	TPH: 8100M TPH/GCFID	A	6				MACTEC Engineering & Consulting, Inc
0607134-02	TPH: 8100M TPH/GCFID	A	7				MACTEC Engineering & Consulting, Inc
0607134-03	TPH: 8100M TPH/GCFID	A	8				MACTEC Engineering & Consulting, Inc
0607134-04	TPH: 8100M TPH/GCFID	A	9				MACTEC Engineering & Consulting, Inc
0607134-05	TPH: 8100M TPH/GCFID	A	10				MACTEC Engineering & Consulting, Inc
0607134-06	TPH: 8100M TPH/GCFID	A	11				MACTEC Engineering & Consulting, Inc
0607134-07	TPH: 8100M TPH/GCFID	A	12				MACTEC Engineering & Consulting, Inc
0607134-08	TPH: 8100M TPH/GCFID	A	13				MACTEC Engineering & Consulting, Inc
0607134-09	TPH: 8100M TPH/GCFID	A	14				MACTEC Engineering & Consulting, Inc
BPH0013-CCV3	QC		15		6G10018		

Samples Loaded By

Date

Data Processed By

Date

Data File : Q:\SVOA\TPH_GC2\DATA\071306\001F0101.D
 Acq On : 13 Jul 06 05:22 AM
 Sample : TPH50
 Misc :
 Quant Time: Jul 13 6:04 19106

Vial: 1
 Operator: [GC]A.MS
 Inst : GC2
 Multiplr: 1.00

Method : Q:\SVOA\TPH_GC2\METHODS\8100FCL.M
 Title : ELEMENT ID: 0502008
 Last Update : Wed Jun 14 05:27:25 2006
 Response via : Multiple Level Calibration

Volume Inj. : 1 ul
 Signal Phase : RTX-5MS
 Signal Info : 0.25

Compound	R.T.	Response	Conc Units

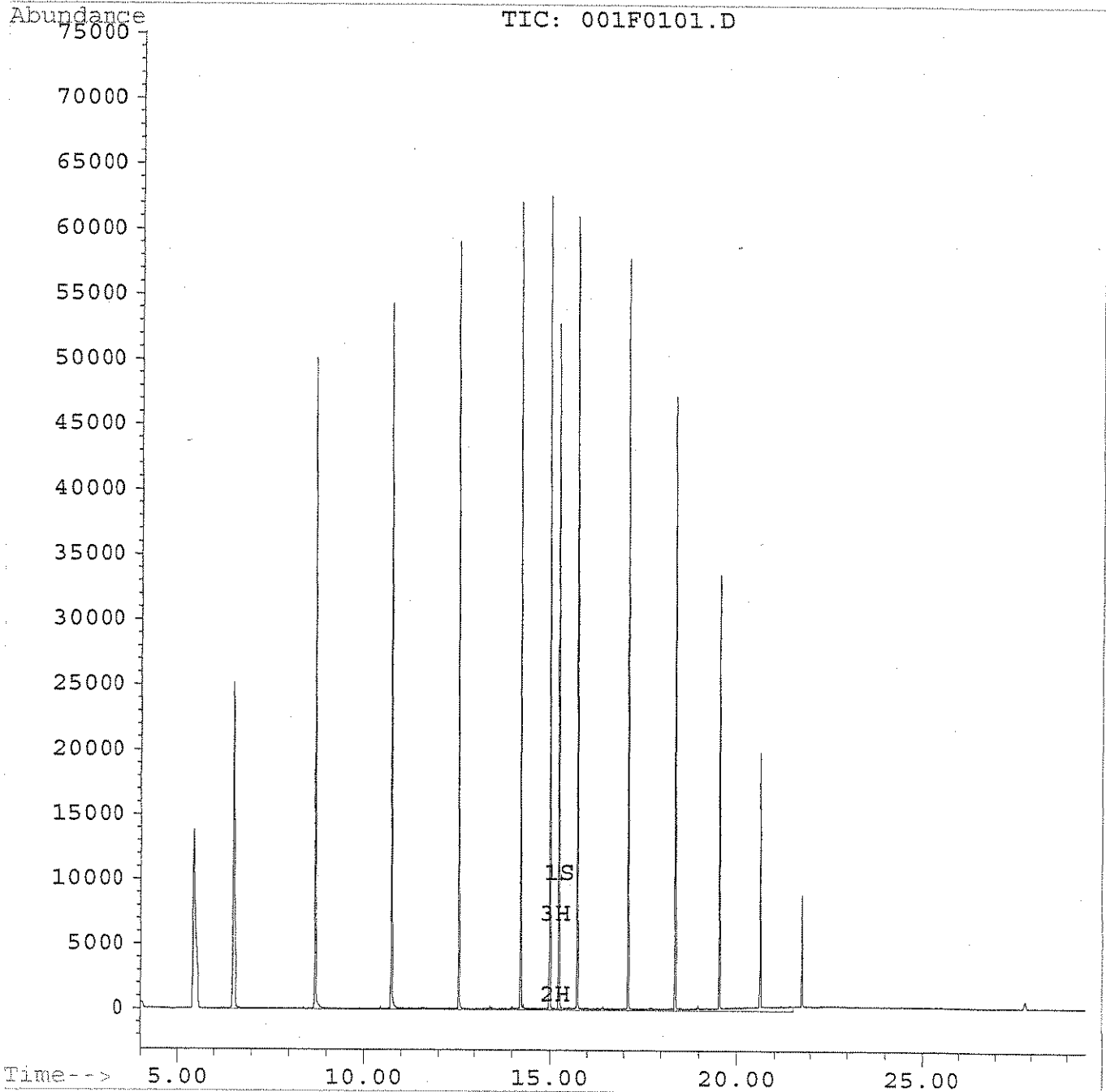
System Monitoring Compounds			
1) S O-Terphenyl	15.26f	776012	47.443 ppm
	Recovery	=	47.44%
Target Compounds			
2) H C9-C36	15.17	10764420	609.702 ppm
3) H C10-C28	15.17	8405131	522.819 ppm

Data File : Q:\SVOA\TPH_GC2\DATA\071306\001F0101.D
Acq On : 13 Jul 06 05:22 AM
Sample : TPH50
Misc :
Quant Time: Jul 13 6:04 19106

Vial: 1
Operator: [GC]A.MS
Inst : GC2
Multiplr: 1.00

Method : Q:\SVOA\TPH_GC2\METHODS\8100FCL.M
Title : ELEMENT ID: 0502008
Last Update : Wed Jun 14 05:27:25 2006
Response via : Multiple Level Calibration

Volume Inj. : 1 ul
Signal Phase : RTX-5MS
Signal Info : 0.25



quantitation report

Data File : Q:\SVOA\TPH_GC2\DATA\071306\016F0101.D
 Acq On : 13 Jul 06 02:30 PM
 Sample : TPH 50
 Misc :
 Quant Time: Jul 13 15:11 19106

Vial: 16
 Operator: [GC]A.MS
 Inst : GC2
 Multiplr: 1.00

Method : Q:\SVOA\TPH_GC2\METHODS\8100FCL.M
 Title : ELEMENT ID: 0502008
 Last Update : Wed Jun 14 05:27:25 2006
 Response via : Multiple Level Calibration

Volume Inj. : 1 ul
 Signal Phase : RTX-5MS
 Signal Info : 0.25

Compound	R.T.	Response	Conc Units

System Monitoring Compounds			
1) S O-Terphenyl	15.26f	845306	51.679 ppm
	Recovery	=	51.68%
Target Compounds			
2) H C9-C36	15.17	11614727	671.109 ppm
3) H C10-C28	15.17	9098925	565.974 ppm

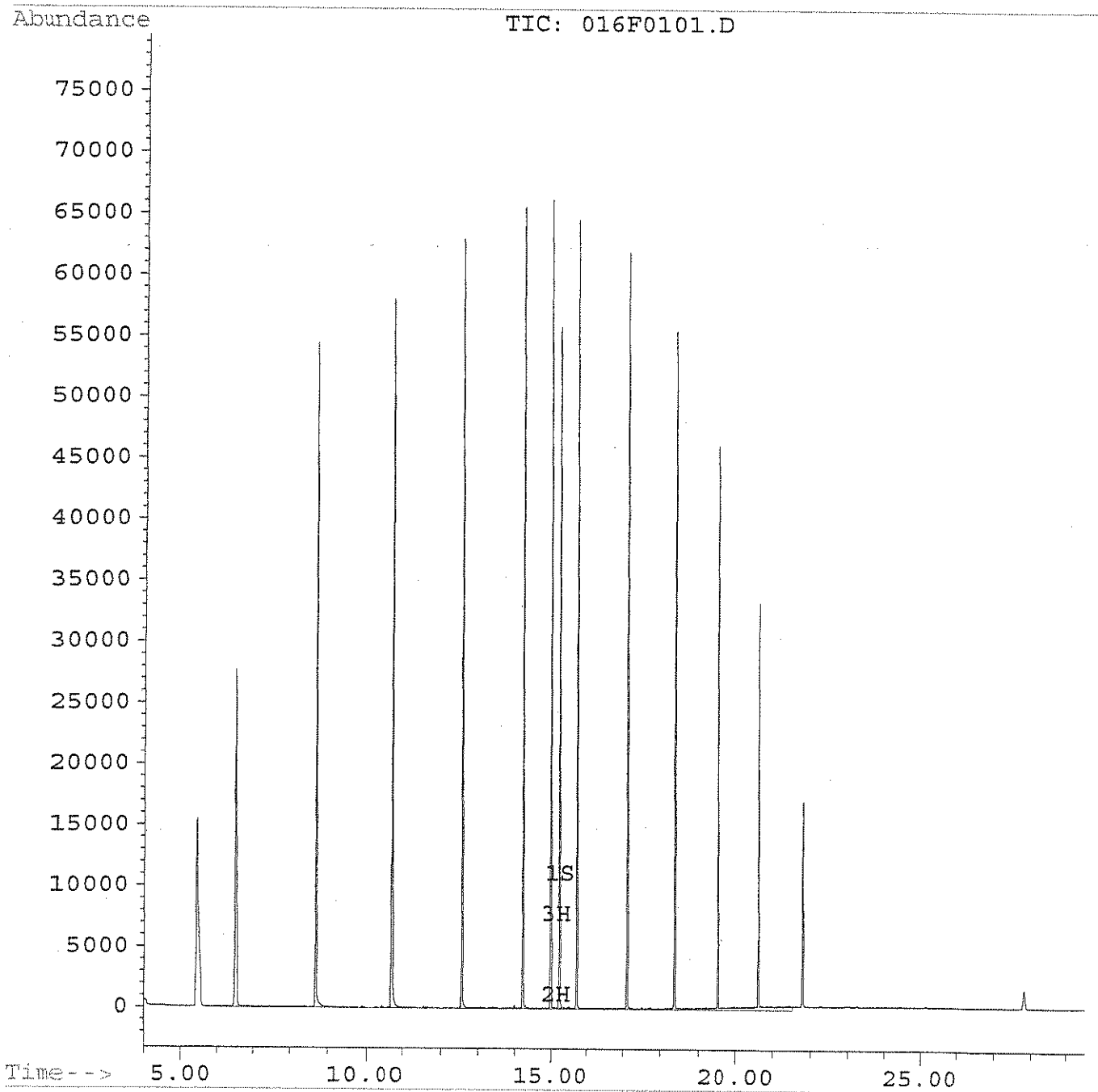
Quantitation Report

Data File : Q:\SVOA\TPH_GC2\DATA\071306\016F0101.D
Acq On : 13 Jul 06 02:30 PM
Sample : TPH 50
Misc :
Quant Time: Jul 13 15:11 19106

Vial: 16
Operator: [GC]A.MS
Inst : GC2
Multiplr: 1.00

Method : Q:\SVOA\TPH_GC2\METHODS\8100FCL.M
Title : ELEMENT ID: 0502008
Last Update : Wed Jun 14 05:27:25 2006
Response via : Multiple Level Calibration

Volume Inj. : 1 ul
Signal Phase : RTX-5MS
Signal Info : 0.25



Data File : Q:\SVOA\TPH_GC2\DATA\071306\027F0201.D
 Acq On : 13 Jul 06 09:40 PM
 Sample : TPH 50
 Misc :
 Quant Time: Jul 14 5:15 19106

Vial: 27
 Operator: [GC]A.MS
 Inst : GC2
 Multiplr: 1.00

Method : Q:\SVOA\TPH_GC2\METHODS\8100FCL.M
 Title : ELEMENT ID: 0502008
 Last Update : Wed Jun 14 05:27:25 2006
 Response via : Multiple Level Calibration

Volume Inj. : 1 ul
 Signal Phase : RTX-5MS
 Signal Info : 0.25

Compound	R.T.	Response	Conc Units

System Monitoring Compounds			
1) S O-Terphenyl	15.26f	823372	50.338 ppm
	Recovery	=	50.34%
Target Compounds			
2) H C9-C36	15.17	12347870	724.055 ppm
3) H C10-C28	15.17	9240404	574.775 ppm

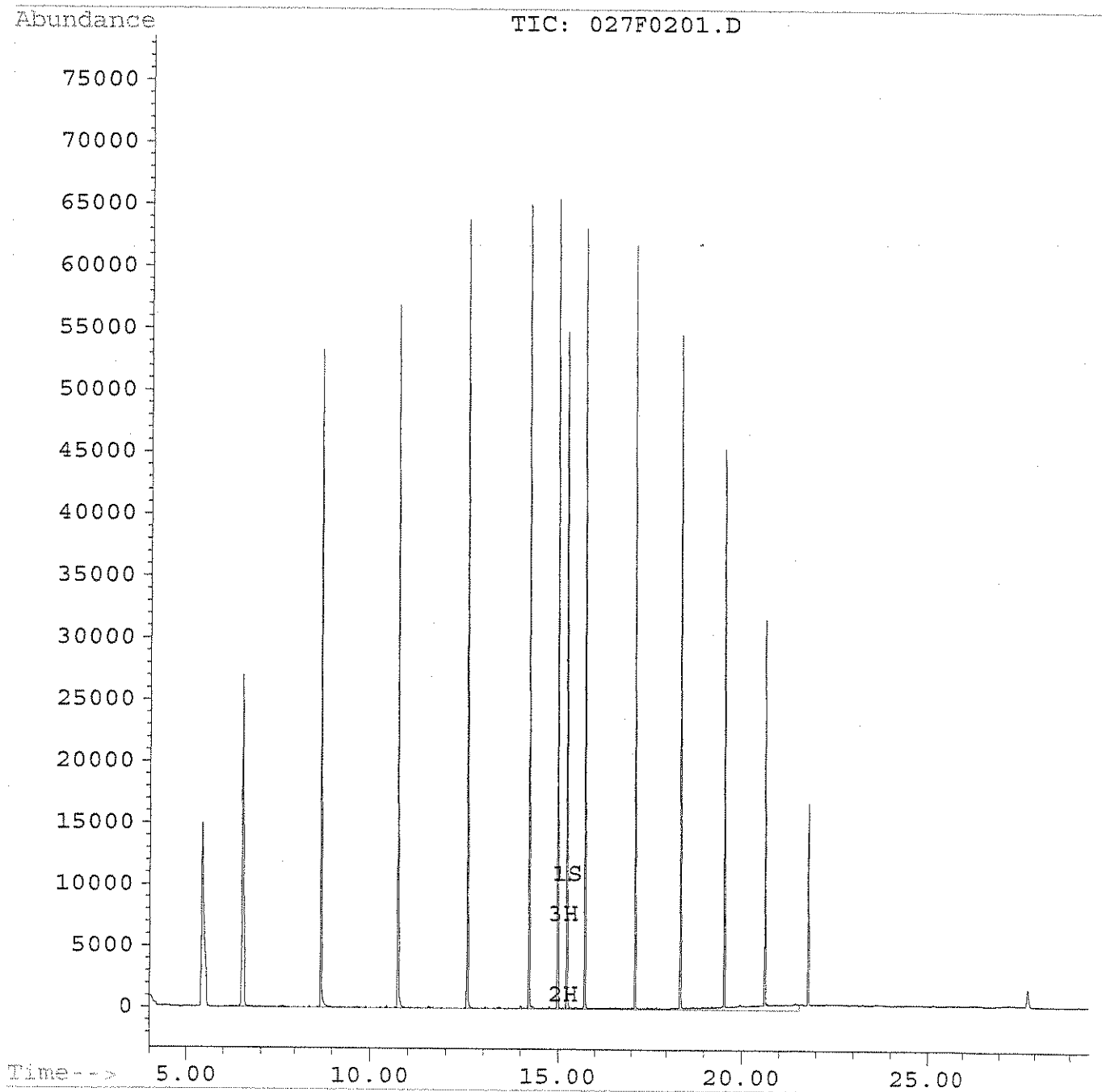
Quantitation report

Data File : Q:\SVOA\TPH_GC2\DATA\071306\027F0201.D
Acq On : 13 Jul 06 09:40 PM
Sample : TPH 50
Misc :
Quant Time: Jul 14 5:15 19106

Vial: 27
Operator: [GC]A.MS
Inst : GC2
Multiplr: 1.00

Method : Q:\SVOA\TPH_GC2\METHODS\8100FCL.M
Title : ELEMENT ID: 0502008
Last Update : Wed Jun 14 05:27:25 2006
Response via : Multiple Level Calibration

Volume Inj. : 1 ul
Signal Phase : RTX-5MS
Signal Info : 0.25



ESS LABORATORY
GC2 Front RUN LOG

COLUMN DB5MS

BATCH DATE	VIAL #	FILE #	LAB ID	METHOD	COMMENTS / DILUTION / STANDARD ID	ANALYST
7/11/06	25	25	0607054-04	8100FCL	✓	JCS
	26	26	-05		✓	
	27	27	-06		✓	
	28	28	0607054-07		✓	
	29	29	SOLVENT			
7/11/06	30	30	TPH50	8100FCL	✓	JCS
7/12/06	1	1	TPH50	8100FCL	✓ 66710018	JCS
	2	2	MODE		5015061	
	3	3	B6761139-BIK1		✓	
	4	4	-BS1		✓	
	5	5	-BSD1		✓	
	6	6	0607099-01		✓	
	7	7	0607094-02		✓	
	8	8	B6761139-MS1		✓	
	9	9	-MSB1		✓	
	10	10	0607094-03		✓	
	11	11	-01		✓	
	12	12	SOLVENT			
7/12/06	13	13	TPH50	8100FCL	HIGH	JCS
7/12/06	14	14	TPH50	8100FCL	✓ 66710018	JCS
	15	15	B6761139-BIK1		✓	
	16	16	-BS1		✓	
	17	17	-BSD1		✓	
	18	18	0607081-01		✓	
	19	19	0607098-01		✓	
	20	20	-02		✓	
	21	21	-03		✓	
	22	22	0607098-04		✓	
7/12/06	23	23	TPH50	8100FCL	✓ 66710018	JCS
7/13/06	1	1	TPH50	8100FCL	✓ 66710018	JCS

CONTROL NUMBER 60.0002-0601A

PAGE _____

ESS LABORATORY
GC2 Front RUN LOG

COLUMN DB5MS

BATCH DATE	VIAL #	FILE #	LAB ID	METHOD	COMMENTS / DILUTION / STANDARD ID	ANALYST
7/13/06	2	2	BG 61221-BK1	8100FCL	✓	JCS
	3	3	-BS1		✓	
	4	4	-BS1		✓	
	5	5	0607131-01		✓	
	6	6	BG 61226-BK1		✓	
	7	7	-BS1		✓	
	8	8	-BS1		✓	
	9	9	TPH 50		✓ 6610018	
	10	10	0607129-03		✓	
	11	11	-BS1		✓	
	12	12	-03MSD1		✓	
	13	13	-02		✓	
7/13/06	14	14	-01	8100FCL	5x ✓	JCS
	15	15	Solvent			
	16	16	TPH 50		✓ 6610018	
	16	16	TPH 50			
	17	17	0607134-01		✓	
	18	18	-02		✓	
	19	19	-03		✓	
	20	20	-04		✓	
	21	21	-05		✓	
	22	22	-06		✓	
	23	23	-07		✓	
	24	24	-08		✓	
	25	25	0607134-09		✓	
	26	26	Solvent			
7/13/06	27	27	TPH 50	8100FCL	✓ 6610018	JCS
7/14/06	1	1	TPH 50	8100FCL	✓ 6610018	JCS
7/14/06	2	2	BG 61310-BK1	8100FCL	✓	JCS
7/14/06	3	3	-BS1	8100FCL	✓	JCS

CONTROL NUMBER 60.0002-0601A

PAGE _____

TPH
Logbooks

0607174
0607131

ESS Organic Preparation Logbook

Project #: 0607122
 Prep Date: 7/12/06
 Batch ID: TX0607131-24
 Extraction Method: 3541

Surrogate ID# A Matrix Spike ID# D Analytical Matrix: AD1
B C D E F G H I J
 Start: 1400 Extraction Time:
 Finish: 1400

Split Extraction*
 * Half of the final extract volume (0.5ml) is exchanged into 5ml 5ml hexane and transferred as Vol 1. The other half (0.5ml CH₂Cl₂) is transferred as Volume 2.

ESS ID	Vol (ml) Wt (g)	Surrogate (ul or ml)	Matrix Spike (ul or ml)	Extract Vol (ml) Hex/CH ₂ Cl ₂	Transfer Vol #1 (ml) Hex/CH ₂ Cl ₂	Transfer Vol #2 (ml) Hex/CH ₂ Cl ₂	Transfer Date	Bath Temp (C)	pH	Discard bottle*	Comments	1st Rvw Init.	Witness Init.	2nd Rvw Init.
TX0607121-B	20.0		NA				7/12/06	40	NA					
-B1	20.0		1D											
-B2	20.0		1D											
TX0607121-B1	20.0		1E											
-B2	20.0		1E											
TX0607120-01	20.1		NA											
-B2	19.7													
-B3	20.5													
-B4	20.2													
-B5	21.0													
-B5M	19.8		1D											
-B5AD	19.9		1D											
TX0607131-01	20.0		NA											
TX0607134-01	19.7													
-B2	20.7													
-B3	20.9													
-B4	19.6													
-B5	19.7													
-B6	20.8													
-B7	19.3													
-B8	20.1													
-B9	20.5													

Acid Washed: Y (N) Y
 Cu Cleaned: Y (N) Y
 Cu ID# NA
 Florisil: Y (N) Y
 Lot# NA
 Silica Column/Carbon prep: Y (N) Y
 Lot# NA

CH₂Cl₂ lot # CP1029
 Hexane lot# NA
 Acetone lot# NA
 NaOH ID# NA
 Na₂SO₄ ID# MD070206B

Prepared By: NA Glasswool: AD067010 Method #(s): 81572

**Check off column if entire sample used and bottle discarded.

Control #50.0001-0603A BATCH ID/Test: B6101221 BATCH ID/Test: Page

- Analysis Performed
- PCB
 - B/N SVOA
 - SVOA
 - LL PAH
 - PEST
 - TPH/GC
 - BIS-2
 - PAH

ESS Laboratory

Division of Thielsch Engineering, Inc.

CERTIFICATE OF ANALYSIS

Client Name: MACTEC Engineering & Consulting, Inc.

Client Project ID: Providence Gorham Site

ESS Laboratory Work Order: 0607134

Notes and Definitions

- + Outside QC Limits.
- ND Analyte NOT DETECTED above the detection limit
- dry Sample results reported on a dry weight basis
- RPD Relative Percent Difference
- MDL Method Detection Limit
- MRL Method Reporting Limit
- mg/kg Results reported as wet weight
- TCLP Toxicity Characteristic Leachate Procedure
- I/V Initial Volume
- F/V Final Volume
- § Subcontracted analysis; see attached report
- TIC A forward library search of the NBS Mass Spectral Library was performed on this sample using the McLafferty Probability Base Matching (PBM) Algorithm. An estimated concentration of non-TCL compounds tentatively identified is quantified by the internal standard method. The nearest internal standard free of interferences was used to quantify. A response factor of one was assumed. This search was inclusive of the ten largest peaks greater than ten percent of the nearest internal standard.
- 1 Range result excludes concentrations of surrogates and/or internal standards eluting in that range.
- 2 Range result excludes concentrations of target analytes eluting in that range.
- 3 Range result excludes the concentration of the C9-C10 aromatic range.
- Avg Results reported as a mathematical average.
- NR No Recovery
- ¶ The state of RI does not grant certification for this method for non-potables.

Sample and Cooler Receipt Checklist

Client: Mactec
 Client Project ID: _____
 Shipped/Delivered Via: Client

ESS Project ID: 06070134
 Date Project Due: 7/19/06
 Days For Project: 5 Day

Items to be checked upon receipt:

- 1. Air Bill Manifest Present? * No
- Air No.:
- 2. Were Custody Seals Present? No
- 3. Were Custody Seals Intact? N/A
- 4. Is Radiation count < 100 CPM? Yes
- 5. Is a cooler present? Yes
- Cooler Temp: 5.0
- Iced With: Icepacks
- 6. Was COC included with samples? Yes
- 7. Was COC signed and dated by client? Yes
- 8. Does the COC match the sample Yes
- 9. Is COC complete and correct? Yes

- 10. Are the samples properly preserved? Yes
- 11. Proper sample containers used? Yes
- 12. Any air bubbles in the VOA vials? N/A
- 13. Holding times exceeded? No
- 14. Sufficient sample volumes? Yes
- 15. Any Subcontracting needed? No
- 16. Are ESS labels on correct containers? Yes | No
- 17. Were samples received intact? Yes | No
- ESS Sample IDs: _____
- Sub Lab: _____
- Analysis: _____
- TAT: _____

18. Was there need to call project manager to discuss status? If yes, please explain.

Who was called?: _____ By whom? _____

Sample Number	Properly Preserved	Container Type	# of Containers	Preservative
1	Yes	8 oz Soil Jar	1	NP
2	Yes	8 oz Soil Jar	1	NP
3	Yes	8 oz Soil Jar	1	NP
4	Yes	8 oz Soil Jar	1	NP
5	Yes	8 oz Soil Jar	1	NP
6	Yes	8 oz Soil Jar	1	NP
7	Yes	8 oz Soil Jar	1	NP
8	Yes	8 oz Soil Jar	1	NP
9	Yes	8 oz Soil Jar	1	NP

Completed By: [Signature]
 Reviewed By: [Signature]

Date/Time: 7/12/06
 Date/Time: 7-12-06

