

ESS Laboratory

Division of Thielsch Engineering, Inc.


CERTIFICATE OF ANALYSIS

PROJECT NARRATIVE

Chris Ricardi
MACTEC Engineering & Consulting, Inc.
511 Congress Street
Portland, ME 04101

RE: Providence Gorham Site
ESS Laboratory Work Order Number: 0607164

This signed Certificate of Analysis is our approved release of your analytical results. Beginning with this Project Narrative, the entire report has been paginated. The ESS Laboratory Certifications sheet is the final report page. This report should not be copied except in full without the approval of the laboratory. Samples will be disposed of thirty days after the final report has been mailed. If you have any questions or concerns, please feel free to call our Customer Service Department.



Laurel Stoddard
Laboratory Director

Date: August 04, 2006

Sample Receipt

24 Soil samples were received on July 13, 2006 for the analyses specified on the enclosed Chain of Custody Record.

Analytical Summary

The project as described above has been analyzed in accordance with the ESS Quality Assurance Plan. This plan utilizes the following methodologies: US EPA SW-846, US EPA Methods for Chemical Analysis of Water and Wastes per 40 CFR Part 136, APHA Standard Methods for the Examination of Water and Wastewater, American Society for Testing and Materials (ASTM), and other recognized methodologies. The analyses with these noted observations are in conformance to the Quality Assurance Plan. In chromatographic analysis, manual integration may be used instead of automated integration because it produces more accurate results.

ESS Laboratory certifies that the test results meet the requirements of NELAC, except where noted within this project narrative.

Metals Analysis

The Soil Reference Standard is biased high for Thallium.

The batch duplicate was outside of the recommended range for Mercury and Beryllium due to matrix interferences.

The batch duplicate was outside of the recommended range for Barium, however, was within \pm MRL.

The batch Matrix Spike was outside of the recommended range for Copper, Lead and Zinc due to matrix interferences.

The batch Matrix Spike was outside of the recommended range for Silver and Thallium. These analytes were below the lower control limit.

Semivolatile Organics Analysis

The batch Matrix Spike/Matrix Spike Duplicate was outside of the recommended ranges for Benzo(g,h,i)perylene due to matrix interferences. This analyte was below the lower control limit.

Surrogate recovery was outside of the recommended range for sample 0607164-04 due to matrix interferences.

SIM

Internal standard recovery was outside of the recommended ranges for samples 0607164-14, 0607164-17 and 0607164-22 due to matrix interferences. Reanalysis of samples produced similar results.

No other observations noted.

End of Project Narrative.

mdp

Metals Data Package

Metals Sample Data

ESS Laboratory

Division of Thielsch Engineering, Inc.

CERTIFICATE OF ANALYSIS

Client Name: MACTEC Engineering & Consulting, Inc.
Client Project ID: Providence Gorham Site
Client Sample ID: SS-SI34 B1
Date Sampled: 07/13/06 10:00
Percent Solids: 82

ESS Laboratory Work Order: 0607164
ESS Laboratory Sample ID: 0607164-01
Sample Matrix: Soil

3050B/6000/7000 Total Metals

<u>Analyte</u>	<u>Results</u>	<u>Units</u>	<u>MRL</u>	<u>Method</u>	<u>DF</u>	<u>Analyst</u>	<u>Analyzed</u>	<u>I/V</u>	<u>F/V</u>
Antimony	ND	mg/kg dry	6.9	6010B	1	JP	07/14/06	1.77	100
Arsenic	ND	mg/kg dry	1.7	7060A	5	JP	07/15/06	1.77	100
Barium	11.1	mg/kg dry	3.4	6010B	1	JP	07/14/06	1.77	100
Beryllium	0.12	mg/kg dry	0.07	6010B	1	JP	07/14/06	1.77	100
Cadmium	ND	mg/kg dry	0.69	6010B	1	JP	07/14/06	1.77	100
Chromium	7.7	mg/kg dry	1.4	6010B	1	JP	07/14/06	1.77	100
Copper	161	mg/kg dry	1.4	6010B	1	JP	07/14/06	1.77	100
Lead	21.0	mg/kg dry	6.9	6010B	1	JP	07/14/06	1.77	100
Mercury	0.412	mg/kg dry	0.037	7471A	1	EEM	07/14/06	0.66	40
Nickel	11.9	mg/kg dry	3.4	6010B	1	JP	07/14/06	1.77	100
Selenium	ND	mg/kg dry	6.9	6010B	1	JP	07/14/06	1.77	100
Silver	2.07	mg/kg dry	0.69	6010B	1	JP	07/14/06	1.77	100
Thallium	ND	mg/kg dry	1.7	7841	5	JP	07/18/06	1.77	100
Zinc	143	mg/kg dry	3.4	6010B	1	JP	07/14/06	1.77	100

ESS Laboratory

Division of Thielsch Engineering, Inc.

CERTIFICATE OF ANALYSIS

Client Name: MACTEC Engineering & Consulting, Inc.
Client Project ID: Providence Gorham Site
Client Sample ID: SS-SI35 S100
Date Sampled: 07/13/06 10:15
Percent Solids: 85

ESS Laboratory Work Order: 0607164
ESS Laboratory Sample ID: 0607164-02
Sample Matrix: Soil

3050B/6000/7000 Total Metals

<u>Analyte</u>	<u>Results</u>	<u>Units</u>	<u>MRL</u>	<u>Method</u>	<u>DF</u>	<u>Analyst</u>	<u>Analyzed</u>	<u>I/V</u>	<u>F/V</u>
Antimony	ND	mg/kg dry	6.2	6010B	1	JP	07/14/06	1.9	100
Arsenic	3.1	mg/kg dry	1.5	7060A	5	JP	07/15/06	1.9	100
Barium	32.9	mg/kg dry	3.1	6010B	1	JP	07/14/06	1.9	100
Beryllium	0.18	mg/kg dry	0.06	6010B	1	JP	07/14/06	1.9	100
Cadmium	0.70	mg/kg dry	0.62	6010B	1	JP	07/14/06	1.9	100
Chromium	13.0	mg/kg dry	1.2	6010B	1	JP	07/14/06	1.9	100
Copper	181	mg/kg dry	1.2	6010B	1	JP	07/14/06	1.9	100
Lead	579	mg/kg dry	6.2	6010B	1	JP	07/14/06	1.9	100
Mercury	E 2.37	mg/kg dry	0.037	7471A	1	EEM	07/14/06	0.64	40
Nickel	23.8	mg/kg dry	3.1	6010B	1	JP	07/14/06	1.9	100
Selenium	ND	mg/kg dry	6.2	6010B	1	JP	07/14/06	1.9	100
Silver	40.8	mg/kg dry	0.62	6010B	1	JP	07/14/06	1.9	100
Thallium	ND	mg/kg dry	1.5	7841	5	JP	07/18/06	1.9	100
Zinc	140	mg/kg dry	3.1	6010B	1	JP	07/14/06	1.9	100

REVISED

AUG 03 2006

ESS Laboratory

Division of Thielsch Engineering, Inc.

CERTIFICATE OF ANALYSIS

Client Name: MACTEC Engineering & Consulting, Inc.
Client Project ID: Providence Gorham Site
Client Sample ID: SS-SI35 S100
Date Sampled: 07/13/06 10:15
Percent Solids: 85

ESS Laboratory Work Order: 0607164
ESS Laboratory Sample ID: 0607164-02RE1
Sample Matrix: Soil

3050B/6000/7000 Total Metals

<u>Analyte</u>	<u>Results</u>	<u>Units</u>	<u>MRL</u>	<u>Method</u>	<u>DF</u>	<u>Analyst</u>	<u>Analyzed</u>	<u>I/V</u>	<u>F/V</u>
Mercury	2.23	mg/kg dry	0.367	7471A	10	EEM	07/14/06	0.64	40

REVISED

AUG 03 2006

ESS Laboratory

Division of Thielsch Engineering, Inc.

CERTIFICATE OF ANALYSIS

Client Name: MACTEC Engineering & Consulting, Inc.
Client Project ID: Providence Gorham Site
Client Sample ID: SS-SI35 S105
Date Sampled: 07/13/06 10:15
Percent Solids: 94

ESS Laboratory Work Order: 0607164
ESS Laboratory Sample ID: 0607164-03
Sample Matrix: Soil

3050B/6000/7000 Total Metals

<u>Analyte</u>	<u>Results</u>	<u>Units</u>	<u>MRL</u>	<u>Method</u>	<u>DF</u>	<u>Analyst</u>	<u>Analyzed</u>	<u>I/V</u>	<u>F/V</u>
Antimony	ND	mg/kg dry	6.1	6010B	1	JP	07/14/06	1.75	100
Arsenic	3.1	mg/kg dry	1.5	7060A	5	JP	07/15/06	1.75	100
Barium	61.5	mg/kg dry	3.0	6010B	1	JP	07/14/06	1.75	100
Beryllium	0.17	mg/kg dry	0.06	6010B	1	JP	07/14/06	1.75	100
Cadmium	0.81	mg/kg dry	0.61	6010B	1	JP	07/14/06	1.75	100
Chromium	11.9	mg/kg dry	1.2	6010B	1	JP	07/14/06	1.75	100
Copper	254	mg/kg dry	1.2	6010B	1	JP	07/14/06	1.75	100
Lead	303	mg/kg dry	6.1	6010B	1	JP	07/14/06	1.75	100
Mercury	0.216	mg/kg dry	0.033	7471A	1	EEM	07/14/06	0.64	40
Nickel	30.4	mg/kg dry	3.0	6010B	1	JP	07/14/06	1.75	100
Selenium	ND	mg/kg dry	6.1	6010B	1	JP	07/14/06	1.75	100
Silver	86.9	mg/kg dry	0.61	6010B	1	JP	07/14/06	1.75	100
Thallium	ND	mg/kg dry	1.5	7841	5	JP	07/18/06	1.75	100
Zinc	160	mg/kg dry	3.0	6010B	1	JP	07/14/06	1.75	100

ESS Laboratory

Division of Thielsch Engineering, Inc.

CERTIFICATE OF ANALYSIS

Client Name: MACTEC Engineering & Consulting, Inc.
Client Project ID: Providence Gorham Site
Client Sample ID: SS-SI51 S100
Date Sampled: 07/13/06 12:00
Percent Solids: 87

ESS Laboratory Work Order: 0607164
ESS Laboratory Sample ID: 0607164-04
Sample Matrix: Soil

3050B/6000/7000 Total Metals

<u>Analyte</u>		<u>Results</u>	<u>Units</u>	<u>MRL</u>	<u>Method</u>	<u>DF</u>	<u>Analyst</u>	<u>Analyzed</u>	<u>I/V</u>	<u>F/V</u>
Antimony		ND	mg/kg dry	6.5	6010B	1	JP	07/14/06	1.78	100
Arsenic		10.8	mg/kg dry	1.6	7060A	5	JP	07/15/06	1.78	100
Barium		51.0	mg/kg dry	3.2	6010B	1	JP	07/14/06	1.78	100
Beryllium		0.35	mg/kg dry	0.06	6010B	1	JP	07/14/06	1.78	100
Cadmium		14.5	mg/kg dry	0.65	6010B	1	JP	07/14/06	1.78	100
Chromium		13.6	mg/kg dry	1.3	6010B	1	JP	07/14/06	1.78	100
Copper		469	mg/kg dry	1.3	6010B	1	SVD	07/15/06	1.78	100
Lead	E	5190	mg/kg dry	6.5	6010B	1	JP	07/14/06	1.78	100
Mercury	E	1.21	mg/kg dry	0.035	7471A	1	EEM	07/14/06	0.66	40
Nickel		49.7	mg/kg dry	3.2	6010B	1	JP	07/14/06	1.78	100
Selenium		ND	mg/kg dry	6.5	6010B	1	JP	07/14/06	1.78	100
Silver	E	172	mg/kg dry	0.65	6010B	1	JP	07/14/06	1.78	100
Thallium		ND	mg/kg dry	1.6	7841	5	JP	07/18/06	1.78	100
Zinc		491	mg/kg dry	3.2	6010B	1	JP	07/14/06	1.78	100

REVISED

AUG 03 2006

ESS Laboratory

Division of Thielsch Engineering, Inc.

CERTIFICATE OF ANALYSIS

Client Name: MACTEC Engineering & Consulting, Inc.
Client Project ID: Providence Gorham Site
Client Sample ID: SS-SI51 S100
Date Sampled: 07/13/06 12:00
Percent Solids: 87

ESS Laboratory Work Order: 0607164
ESS Laboratory Sample ID: 0607164-04RE1
Sample Matrix: Soil

3050B/6000/7000 Total Metals

<u>Analyte</u>	<u>Results</u>	<u>Units</u>	<u>MRL</u>	<u>Method</u>	<u>DF</u>	<u>Analyst</u>	<u>Analyzed</u>	<u>I/V</u>	<u>F/V</u>
Lead	5580	mg/kg dry	64.6	6010B	10	SVD	07/15/06	1.78	100
Mercury	1.12	mg/kg dry	0.174	7471A	5	EEM	07/14/06	0.66	40
Silver	145	mg/kg dry	6.46	6010B	10	SVD	07/15/06	1.78	100

REVISED

AUG 03 2006

ESS Laboratory

Division of Thielsch Engineering, Inc.

CERTIFICATE OF ANALYSIS

Client Name: MACTEC Engineering & Consulting, Inc.
Client Project ID: Providence Gorham Site
Client Sample ID: SS-SI51 S105
Date Sampled: 07/13/06 12:00
Percent Solids: 87

ESS Laboratory Work Order: 0607164
ESS Laboratory Sample ID: 0607164-05
Sample Matrix: Soil

3050B/6000/7000 Total Metals

<u>Analyte</u>	<u>Results</u>	<u>Units</u>	<u>MRL</u>	<u>Method</u>	<u>DF</u>	<u>Analyst</u>	<u>Analyzed</u>	<u>I/V</u>	<u>F/V</u>
Antimony	7.1	mg/kg dry	6.1	6010B	1	JP	07/14/06	1.9	100
Arsenic	8.1	mg/kg dry	1.5	7060A	5	JP	07/15/06	1.9	100
Barium	66.0	mg/kg dry	3.0	6010B	1	JP	07/14/06	1.9	100
Beryllium	0.42	mg/kg dry	0.06	6010B	1	JP	07/14/06	1.9	100
Cadmium	4.95	mg/kg dry	0.61	6010B	1	JP	07/14/06	1.9	100
Chromium	44.2	mg/kg dry	1.2	6010B	1	JP	07/14/06	1.9	100
Copper	439	mg/kg dry	1.2	6010B	1	SVD	07/15/06	1.9	100
Lead	E 2330	mg/kg dry	6.1	6010B	1	JP	07/14/06	1.9	100
Mercury	0.692	mg/kg dry	0.036	7471A	1	EEM	07/14/06	0.63	40
Nickel	41.4	mg/kg dry	3.0	6010B	1	JP	07/14/06	1.9	100
Selenium	ND	mg/kg dry	6.1	6010B	1	JP	07/14/06	1.9	100
Silver	117	mg/kg dry	0.61	6010B	1	JP	07/14/06	1.9	100
Thallium	ND	mg/kg dry	1.5	7841	5	JP	07/18/06	1.9	100
Zinc	342	mg/kg dry	3.0	6010B	1	JP	07/14/06	1.9	100

REVISED

AUG 03 2006

ESS Laboratory

Division of Thielsch Engineering, Inc.

CERTIFICATE OF ANALYSIS

Client Name: MACTEC Engineering & Consulting, Inc.
Client Project ID: Providence Gorham Site
Client Sample ID: SS-SI51 S105
Date Sampled: 07/13/06 12:00
Percent Solids: 87

ESS Laboratory Work Order: 0607164
ESS Laboratory Sample ID: 0607164-05RE1
Sample Matrix: Soil

3050B/6000/7000 Total Metals

<u>Analyte</u>	<u>Results</u>	<u>Units</u>	<u>MRL</u>	<u>Method</u>	<u>DF</u>	<u>Analyst</u>	<u>Analyzed</u>	<u>I/V</u>	<u>F/V</u>
Lead	2510	mg/kg dry	60.5	6010B	10	SVD	07/15/06	1.9	100

REVISED

AUG 03 2006

ESS Laboratory

Division of Thielsch Engineering, Inc.

CERTIFICATE OF ANALYSIS

Client Name: MACTEC Engineering & Consulting, Inc.
Client Project ID: Providence Gorham Site
Client Sample ID: SS-SI36 S100
Date Sampled: 07/13/06 12:15
Percent Solids: 89

ESS Laboratory Work Order: 0607164
ESS Laboratory Sample ID: 0607164-06
Sample Matrix: Soil

3050B/6000/7000 Total Metals

<u>Analyte</u>	<u>Results</u>	<u>Units</u>	<u>MRL</u>	<u>Method</u>	<u>DF</u>	<u>Analyst</u>	<u>Analyzed</u>	<u>I/V</u>	<u>F/V</u>
Antimony	ND	mg/kg dry	6.3	6010B	1	JP	07/14/06	1.78	100
Arsenic	6.7	mg/kg dry	1.6	7060A	5	JP	07/15/06	1.78	100
Barium	52.1	mg/kg dry	3.2	6010B	1	JP	07/14/06	1.78	100
Beryllium	0.29	mg/kg dry	0.06	6010B	1	JP	07/14/06	1.78	100
Cadmium	7.76	mg/kg dry	0.63	6010B	1	JP	07/14/06	1.78	100
Chromium	193	mg/kg dry	1.3	6010B	1	JP	07/14/06	1.78	100
Copper	862	mg/kg dry	1.3	6010B	1	SVD	07/15/06	1.78	100
Lead	E 2090	mg/kg dry	6.3	6010B	1	JP	07/14/06	1.78	100
Mercury	0.636	mg/kg dry	0.037	7471A	1	EEM	07/14/06	0.6	40
Nickel	52.5	mg/kg dry	3.2	6010B	1	JP	07/14/06	1.78	100
Selenium	ND	mg/kg dry	6.3	6010B	1	JP	07/14/06	1.78	100
Silver	118	mg/kg dry	0.63	6010B	1	JP	07/14/06	1.78	100
Thallium	ND	mg/kg dry	1.6	7841	5	JP	07/18/06	1.78	100
Zinc	777	mg/kg dry	3.2	6010B	1	JP	07/14/06	1.78	100

REVISED

AUG 03 2006

ESS Laboratory

Division of Thielsch Engineering, Inc.

CERTIFICATE OF ANALYSIS

Client Name: MACTEC Engineering & Consulting, Inc.
Client Project ID: Providence Gorham Site
Client Sample ID: SS-SI36 S100
Date Sampled: 07/13/06 12:15
Percent Solids: 89

ESS Laboratory Work Order: 0607164
ESS Laboratory Sample ID: 0607164-06RE1
Sample Matrix: Soil

3050B/6000/7000 Total Metals

<u>Analyte</u>	<u>Results</u>	<u>Units</u>	<u>MRL</u>	<u>Method</u>	<u>DF</u>	<u>Analyst</u>	<u>Analyzed</u>	<u>I/V</u>	<u>F/V</u>
Lead	2230	mg/kg dry	31.6	6010B	5	SVD	07/15/06	1.78	100

REVISED

AUG 03 2006

ESS Laboratory

Division of Thielsch Engineering, Inc.

CERTIFICATE OF ANALYSIS

Client Name: MACTEC Engineering & Consulting, Inc.
Client Project ID: Providence Gorham Site
Client Sample ID: SS-SI36 S105
Date Sampled: 07/13/06 12:15
Percent Solids: 90

ESS Laboratory Work Order: 0607164
ESS Laboratory Sample ID: 0607164-07
Sample Matrix: Soil

3050B/6000/7000 Total Metals

<u>Analyte</u>	<u>Results</u>	<u>Units</u>	<u>MRL</u>	<u>Method</u>	<u>DF</u>	<u>Analyst</u>	<u>Analyzed</u>	<u>I/V</u>	<u>F/V</u>
Antimony	ND	mg/kg dry	6.0	6010B	1	JP	07/14/06	1.84	100
Arsenic	3.3	mg/kg dry	1.5	7060A	5	JP	07/15/06	1.84	100
Barium	29.1	mg/kg dry	3.0	6010B	1	JP	07/14/06	1.84	100
Beryllium	0.24	mg/kg dry	0.06	6010B	1	JP	07/14/06	1.84	100
Cadmium	1.13	mg/kg dry	0.60	6010B	1	JP	07/14/06	1.84	100
Chromium	19.6	mg/kg dry	1.2	6010B	1	JP	07/14/06	1.84	100
Copper	231	mg/kg dry	1.2	6010B	1	SVD	07/15/06	1.84	100
Lead	750	mg/kg dry	6.0	6010B	1	JP	07/14/06	1.84	100
Mercury	0.202	mg/kg dry	0.035	7471A	1	EEM	07/14/06	0.64	40
Nickel	19.8	mg/kg dry	3.0	6010B	1	JP	07/14/06	1.84	100
Selenium	ND	mg/kg dry	6.0	6010B	1	JP	07/14/06	1.84	100
Silver	29.8	mg/kg dry	0.60	6010B	1	JP	07/14/06	1.84	100
Thallium	ND	mg/kg dry	1.5	7841	5	JP	07/18/06	1.84	100
Zinc	221	mg/kg dry	3.0	6010B	1	JP	07/14/06	1.84	100

ESS Laboratory

Division of Thielsch Engineering, Inc.

CERTIFICATE OF ANALYSIS

Client Name: MACTEC Engineering & Consulting, Inc.
Client Project ID: Providence Gorham Site
Client Sample ID: SS-SI37 S100
Date Sampled: 07/13/06 12:30
Percent Solids: 83

ESS Laboratory Work Order: 0607164
ESS Laboratory Sample ID: 0607164-08
Sample Matrix: Soil

3050B/6000/7000 Total Metals

<u>Analyte</u>	<u>Results</u>	<u>Units</u>	<u>MRL</u>	<u>Method</u>	<u>DF</u>	<u>Analyst</u>	<u>Analyzed</u>	<u>I/V</u>	<u>F/V</u>
Antimony	ND	mg/kg dry	6.8	6010B	1	JP	07/14/06	1.77	100
Arsenic	5.9	mg/kg dry	1.7	7060A	5	JP	07/15/06	1.77	100
Barium	200	mg/kg dry	3.4	6010B	1	JP	07/14/06	1.77	100
Beryllium	0.77	mg/kg dry	0.07	6010B	1	JP	07/14/06	1.77	100
Cadmium	4.88	mg/kg dry	0.68	6010B	1	JP	07/14/06	1.77	100
Chromium	144	mg/kg dry	1.4	6010B	1	JP	07/14/06	1.77	100
Copper	E 1610	mg/kg dry	1.4	6010B	1	JP	07/14/06	1.77	100
Lead	E 2360	mg/kg dry	6.8	6010B	1	JP	07/14/06	1.77	100
Mercury	0.567	mg/kg dry	0.035	7471A	1	EEM	07/14/06	0.68	40
Nickel	82.6	mg/kg dry	3.4	6010B	1	JP	07/14/06	1.77	100
Selenium	ND	mg/kg dry	6.8	6010B	1	JP	07/14/06	1.77	100
Silver	111	mg/kg dry	0.68	6010B	1	JP	07/14/06	1.77	100
Thallium	ND	mg/kg dry	1.7	7841	5	JP	07/18/06	1.77	100
Zinc	840	mg/kg dry	3.4	6010B	1	JP	07/14/06	1.77	100

REVISED

AUG 03 2006

ESS Laboratory

Division of Thielsch Engineering, Inc.

CERTIFICATE OF ANALYSIS

Client Name: MACTEC Engineering & Consulting, Inc.
Client Project ID: Providence Gorham Site
Client Sample ID: SS-SI37 S100
Date Sampled: 07/13/06 12:30
Percent Solids: 83

ESS Laboratory Work Order: 0607164
ESS Laboratory Sample ID: 0607164-08RE1
Sample Matrix: Soil

3050B/6000/7000 Total Metals

<u>Analyte</u>	<u>Results</u>	<u>Units</u>	<u>MRL</u>	<u>Method</u>	<u>DF</u>	<u>Analyst</u>	<u>Analyzed</u>	<u>I/V</u>	<u>F/V</u>
Copper	1680	mg/kg dry	6.8	6010B	5	SVD	07/15/06	1.77	100
Lead	2540	mg/kg dry	34.1	6010B	5	SVD	07/15/06	1.77	100

REVISED

AUG 03 2006

ESS Laboratory

Division of Thielsch Engineering, Inc.

CERTIFICATE OF ANALYSIS

Client Name: MACTEC Engineering & Consulting, Inc.
Client Project ID: Providence Gorham Site
Client Sample ID: SS-SI37 S105
Date Sampled: 07/13/06 12:30
Percent Solids: 83

ESS Laboratory Work Order: 0607164
ESS Laboratory Sample ID: 0607164-09
Sample Matrix: Soil

3050B/6000/7000 Total Metals

<u>Analyte</u>	<u>Results</u>	<u>Units</u>	<u>MRL</u>	<u>Method</u>	<u>DF</u>	<u>Analyst</u>	<u>Analyzed</u>	<u>I/V</u>	<u>F/V</u>
Antimony	ND	mg/kg dry	6.6	6010B	1	JP	07/14/06	1.82	100
Arsenic	9.7	mg/kg dry	1.7	7060A	5	JP	07/15/06	1.82	100
Barium	99.2	mg/kg dry	3.3	6010B	1	JP	07/14/06	1.82	100
Beryllium	1.63	mg/kg dry	0.07	6010B	1	JP	07/14/06	1.82	100
Cadmium	7.13	mg/kg dry	0.66	6010B	1	JP	07/14/06	1.82	100
Chromium	169	mg/kg dry	1.3	6010B	1	JP	07/14/06	1.82	100
Copper	E 2450	mg/kg dry	1.3	6010B	1	JP	07/14/06	1.82	100
Lead	E 2020	mg/kg dry	6.6	6010B	1	JP	07/14/06	1.82	100
Mercury	0.543	mg/kg dry	0.038	7471A	1	EEM	07/14/06	0.63	40
Nickel	75.4	mg/kg dry	3.3	6010B	1	JP	07/14/06	1.82	100
Selenium	ND	mg/kg dry	6.6	6010B	1	JP	07/14/06	1.82	100
Silver	138	mg/kg dry	0.66	6010B	1	JP	07/14/06	1.82	100
Thallium	ND	mg/kg dry	1.7	7841	5	JP	07/18/06	1.82	100
Zinc	1020	mg/kg dry	3.3	6010B	1	JP	07/14/06	1.82	100

REVISED

AUG 03 2006

ESS Laboratory

Division of Thielsch Engineering, Inc.

CERTIFICATE OF ANALYSIS

Client Name: MACTEC Engineering & Consulting, Inc.
Client Project ID: Providence Gorham Site
Client Sample ID: SS-SI37 S105
Date Sampled: 07/13/06 12:30
Percent Solids: 83

ESS Laboratory Work Order: 0607164
ESS Laboratory Sample ID: 0607164-09RE1
Sample Matrix: Soil

3050B/6000/7000 Total Metals

<u>Analyte</u>	<u>Results</u>	<u>Units</u>	<u>MRL</u>	<u>Method</u>	<u>DF</u>	<u>Analyst</u>	<u>Analyzed</u>	<u>I/V</u>	<u>F/V</u>
Copper	2570	mg/kg dry	6.6	6010B	5	SVD	07/15/06	1.82	100
Lead	2180	mg/kg dry	33.1	6010B	5	SVD	07/15/06	1.82	100

REVISED

AUG 03 2006

ESS Laboratory

Division of Thielsch Engineering, Inc.

CERTIFICATE OF ANALYSIS

Client Name: MACTEC Engineering & Consulting, Inc.
Client Project ID: Providence Gorham Site
Client Sample ID: SS-SI38 B1
Date Sampled: 07/13/06 13:15
Percent Solids: 81

ESS Laboratory Work Order: 0607164
ESS Laboratory Sample ID: 0607164-10
Sample Matrix: Soil

3050B/6000/7000 Total Metals

<u>Analyte</u>	<u>Results</u>	<u>Units</u>	<u>MRL</u>	<u>Method</u>	<u>DF</u>	<u>Analyst</u>	<u>Analyzed</u>	<u>I/V</u>	<u>F/V</u>
Antimony	ND	mg/kg dry	7.0	6010B	1	JP	07/14/06	1.77	100
Arsenic	ND	mg/kg dry	1.7	7060A	5	JP	07/15/06	1.77	100
Barium	8.9	mg/kg dry	3.5	6010B	1	JP	07/14/06	1.77	100
Beryllium	0.15	mg/kg dry	0.07	6010B	1	JP	07/14/06	1.77	100
Cadmium	ND	mg/kg dry	0.70	6010B	1	JP	07/14/06	1.77	100
Chromium	3.8	mg/kg dry	1.4	6010B	1	JP	07/14/06	1.77	100
Copper	3.7	mg/kg dry	1.4	6010B	1	SVD	07/15/06	1.77	100
Lead	9.5	mg/kg dry	7.0	6010B	1	JP	07/14/06	1.77	100
Mercury	ND	mg/kg dry	0.037	7471A	1	EEM	07/14/06	0.66	40
Nickel	ND	mg/kg dry	3.5	6010B	1	JP	07/14/06	1.77	100
Selenium	ND	mg/kg dry	7.0	6010B	1	JP	07/14/06	1.77	100
Silver	ND	mg/kg dry	0.70	6010B	1	JP	07/14/06	1.77	100
Thallium	ND	mg/kg dry	1.7	7841	5	JP	07/18/06	1.77	100
Zinc	8.8	mg/kg dry	3.5	6010B	1	JP	07/14/06	1.77	100

ESS Laboratory

Division of Thielsch Engineering, Inc.

CERTIFICATE OF ANALYSIS

Client Name: MACTEC Engineering & Consulting, Inc.
Client Project ID: Providence Gorham Site
Client Sample ID: SS-SI38 S1 DUP
Date Sampled: 07/13/06 13:15
Percent Solids: 83

ESS Laboratory Work Order: 0607164
ESS Laboratory Sample ID: 0607164-11
Sample Matrix: Soil

3050B/6000/7000 Total Metals

<u>Analyte</u>	<u>Results</u>	<u>Units</u>	<u>MRL</u>	<u>Method</u>	<u>DF</u>	<u>Analyst</u>	<u>Analyzed</u>	<u>I/V</u>	<u>F/V</u>
Antimony	ND	mg/kg dry	6.7	6010B	1	JP	07/14/06	1.79	100
Arsenic	ND	mg/kg dry	1.7	7060A	5	JP	07/15/06	1.79	100
Barium	8.0	mg/kg dry	3.4	6010B	1	JP	07/14/06	1.79	100
Beryllium	0.12	mg/kg dry	0.07	6010B	1	JP	07/14/06	1.79	100
Cadmium	ND	mg/kg dry	0.67	6010B	1	JP	07/14/06	1.79	100
Chromium	3.1	mg/kg dry	1.3	6010B	1	JP	07/14/06	1.79	100
Copper	3.4	mg/kg dry	1.3	6010B	1	SVD	07/15/06	1.79	100
Lead	14.8	mg/kg dry	6.7	6010B	1	JP	07/14/06	1.79	100
Mercury	ND	mg/kg dry	0.039	7471A	1	EEM	07/14/06	0.61	40
Nickel	ND	mg/kg dry	3.4	6010B	1	JP	07/14/06	1.79	100
Selenium	ND	mg/kg dry	6.7	6010B	1	JP	07/14/06	1.79	100
Silver	ND	mg/kg dry	0.67	6010B	1	JP	07/14/06	1.79	100
Thallium	ND	mg/kg dry	1.7	7841	5	JP	07/18/06	1.79	100
Zinc	8.1	mg/kg dry	3.4	6010B	1	JP	07/14/06	1.79	100

ESS Laboratory

Division of Thielsch Engineering, Inc.

CERTIFICATE OF ANALYSIS

Client Name: MACTEC Engineering & Consulting, Inc.
Client Project ID: Providence Gorham Site
Client Sample ID: SS-SI39 B1
Date Sampled: 07/13/06 13:30
Percent Solids: 80

ESS Laboratory Work Order: 0607164
ESS Laboratory Sample ID: 0607164-12
Sample Matrix: Soil

3050B/6000/7000 Total Metals

<u>Analyte</u>	<u>Results</u>	<u>Units</u>	<u>MRL</u>	<u>Method</u>	<u>DF</u>	<u>Analyst</u>	<u>Analyzed</u>	<u>I/V</u>	<u>F/V</u>
Antimony	ND	mg/kg dry	7.0	6010B	1	JP	07/14/06	1.79	100
Arsenic	ND	mg/kg dry	1.7	7060A	5	JP	07/15/06	1.79	100
Barium	13.9	mg/kg dry	3.5	6010B	1	JP	07/14/06	1.79	100
Beryllium	0.29	mg/kg dry	0.07	6010B	1	JP	07/14/06	1.79	100
Cadmium	ND	mg/kg dry	0.70	6010B	1	JP	07/14/06	1.79	100
Chromium	5.8	mg/kg dry	1.4	6010B	1	JP	07/14/06	1.79	100
Copper	3.0	mg/kg dry	1.4	6010B	1	SVD	07/15/06	1.79	100
Lead	13.0	mg/kg dry	7.0	6010B	1	JP	07/14/06	1.79	100
Mercury	ND	mg/kg dry	0.041	7471A	1	EEM	07/14/06	0.61	40
Nickel	4.5	mg/kg dry	3.5	6010B	1	JP	07/14/06	1.79	100
Selenium	ND	mg/kg dry	7.0	6010B	1	JP	07/14/06	1.79	100
Silver	ND	mg/kg dry	0.70	6010B	1	JP	07/14/06	1.79	100
Thallium	ND	mg/kg dry	1.7	7841	5	JP	07/18/06	1.79	100
Zinc	8.6	mg/kg dry	3.5	6010B	1	JP	07/14/06	1.79	100

ESS Laboratory

Division of Thielsch Engineering, Inc.

CERTIFICATE OF ANALYSIS

Client Name: MACTEC Engineering & Consulting, Inc.
Client Project ID: Providence Gorham Site
Client Sample ID: SS-SI40 B1
Date Sampled: 07/13/06 13:45
Percent Solids: 83

ESS Laboratory Work Order: 0607164
ESS Laboratory Sample ID: 0607164-13
Sample Matrix: Soil

3050B/6000/7000 Total Metals

<u>Analyte</u>	<u>Results</u>	<u>Units</u>	<u>MRL</u>	<u>Method</u>	<u>DF</u>	<u>Analyst</u>	<u>Analyzed</u>	<u>I/V</u>	<u>F/V</u>
Antimony	ND	mg/kg dry	6.8	6010B	1	JP	07/14/06	1.76	100
Arsenic	ND	mg/kg dry	1.7	7060A	5	JP	07/15/06	1.76	100
Barium	6.8	mg/kg dry	3.4	6010B	1	JP	07/14/06	1.76	100
Beryllium	0.10	mg/kg dry	0.07	6010B	1	JP	07/14/06	1.76	100
Cadmium	ND	mg/kg dry	0.68	6010B	1	JP	07/14/06	1.76	100
Chromium	4.3	mg/kg dry	1.4	6010B	1	JP	07/14/06	1.76	100
Copper	40.2	mg/kg dry	1.4	6010B	1	SVD	07/15/06	1.76	100
Lead	50.9	mg/kg dry	6.8	6010B	1	JP	07/14/06	1.76	100
Mercury	ND	mg/kg dry	0.040	7471A	1	EEM	07/14/06	0.6	40
Nickel	5.0	mg/kg dry	3.4	6010B	1	JP	07/14/06	1.76	100
Selenium	ND	mg/kg dry	6.8	6010B	1	JP	07/14/06	1.76	100
Silver	1.42	mg/kg dry	0.68	6010B	1	JP	07/14/06	1.76	100
Thallium	ND	mg/kg dry	1.7	7841	5	JP	07/18/06	1.76	100
Zinc	24.5	mg/kg dry	3.4	6010B	1	JP	07/14/06	1.76	100

ESS Laboratory

Division of Thielsch Engineering, Inc.

CERTIFICATE OF ANALYSIS

Client Name: MACTEC Engineering & Consulting, Inc.
Client Project ID: Providence Gorham Site
Client Sample ID: SS-SI41 B1
Date Sampled: 07/13/06 14:00
Percent Solids: 32

ESS Laboratory Work Order: 0607164
ESS Laboratory Sample ID: 0607164-14
Sample Matrix: Soil

3050B/6000/7000 Total Metals

<u>Analyte</u>	<u>Results</u>	<u>Units</u>	<u>MRL</u>	<u>Method</u>	<u>DF</u>	<u>Analyst</u>	<u>Analyzed</u>	<u>I/V</u>	<u>F/V</u>
Antimony	ND	mg/kg dry	12.5	6010B	1	JP	07/14/06	2.51	100
Arsenic	16.4	mg/kg dry	3.1	7060A	5	JP	07/15/06	2.51	100
Barium	85.1	mg/kg dry	6.2	6010B	1	JP	07/14/06	2.51	100
Beryllium	0.60	mg/kg dry	0.13	6010B	1	JP	07/14/06	2.51	100
Cadmium	7.54	mg/kg dry	1.25	6010B	1	JP	07/14/06	2.51	100
Chromium	58.7	mg/kg dry	2.5	6010B	1	JP	07/14/06	2.51	100
Copper	1070	mg/kg dry	2.5	6010B	1	SVD	07/15/06	2.51	100
Lead	E 3530	mg/kg dry	12.5	6010B	1	JP	07/14/06	2.51	100
Mercury	0.739	mg/kg dry	0.099	7471A	1	EEM	07/14/06	0.63	40
Nickel	119	mg/kg dry	6.2	6010B	1	JP	07/14/06	2.51	100
Selenium	ND	mg/kg dry	12.5	6010B	1	JP	07/14/06	2.51	100
Silver	106	mg/kg dry	1.25	6010B	1	JP	07/14/06	2.51	100
Thallium	ND	mg/kg dry	3.1	7841	5	JP	07/18/06	2.51	100
Zinc	1250	mg/kg dry	6.2	6010B	1	JP	07/14/06	2.51	100

REVISED

AUG 03 2006

ESS Laboratory

Division of Thielsch Engineering, Inc.

CERTIFICATE OF ANALYSIS

Client Name: MACTEC Engineering & Consulting, Inc.
Client Project ID: Providence Gorham Site
Client Sample ID: SS-SI41 B1
Date Sampled: 07/13/06 14:00
Percent Solids: 32

ESS Laboratory Work Order: 0607164
ESS Laboratory Sample ID: 0607164-14RE1
Sample Matrix: Soil

3050B/6000/7000 Total Metals

<u>Analyte</u>	<u>Results</u>	<u>Units</u>	<u>MRL</u>	<u>Method</u>	<u>DF</u>	<u>Analyst</u>	<u>Analyzed</u>	<u>I/V</u>	<u>F/V</u>
Lead	3770	mg/kg dry	62.3	6010B	5	SVD	07/15/06	2.51	100

REVISED

AUG 03 2006

ESS Laboratory

Division of Thielsch Engineering, Inc.

CERTIFICATE OF ANALYSIS

Client Name: MACTEC Engineering & Consulting, Inc.
Client Project ID: Providence Gorham Site
Client Sample ID: SS-SI42 B1
Date Sampled: 07/13/06 14:15
Percent Solids: 83

ESS Laboratory Work Order: 0607164
ESS Laboratory Sample ID: 0607164-15
Sample Matrix: Soil

3050B/6000/7000 Total Metals

<u>Analyte</u>	<u>Results</u>	<u>Units</u>	<u>MRL</u>	<u>Method</u>	<u>DF</u>	<u>Analyst</u>	<u>Analyzed</u>	<u>I/V</u>	<u>F/V</u>
Antimony	ND	mg/kg dry	6.7	6010B	1	JP	07/14/06	1.8	100
Arsenic	ND	mg/kg dry	1.7	7060A	5	JP	07/15/06	1.8	100
Barium	10.6	mg/kg dry	3.3	6010B	1	JP	07/14/06	1.8	100
Beryllium	0.17	mg/kg dry	0.07	6010B	1	JP	07/14/06	1.8	100
Cadmium	ND	mg/kg dry	0.67	6010B	1	JP	07/14/06	1.8	100
Chromium	5.0	mg/kg dry	1.3	6010B	1	JP	07/14/06	1.8	100
Copper	12.6	mg/kg dry	1.3	6010B	1	SVD	07/15/06	1.8	100
Lead	29.8	mg/kg dry	6.7	6010B	1	JP	07/14/06	1.8	100
Mercury	ND	mg/kg dry	0.035	7471A	1	EEM	07/14/06	0.69	40
Nickel	4.3	mg/kg dry	3.3	6010B	1	JP	07/14/06	1.8	100
Selenium	ND	mg/kg dry	6.7	6010B	1	JP	07/14/06	1.8	100
Silver	2.42	mg/kg dry	0.67	6010B	1	JP	07/14/06	1.8	100
Thallium	ND	mg/kg dry	1.7	7841	5	JP	07/18/06	1.8	100
Zinc	27.8	mg/kg dry	3.3	6010B	1	JP	07/14/06	1.8	100

ESS Laboratory

Division of Thielsch Engineering, Inc.

CERTIFICATE OF ANALYSIS

Client Name: MACTEC Engineering & Consulting, Inc.
Client Project ID: Providence Gorham Site
Client Sample ID: SS-SI42 DUP
Date Sampled: 07/13/06 14:15
Percent Solids: 82

ESS Laboratory Work Order: 0607164
ESS Laboratory Sample ID: 0607164-16
Sample Matrix: Soil

3050B/6000/7000 Total Metals

<u>Analyte</u>	<u>Results</u>	<u>Units</u>	<u>MRL</u>	<u>Method</u>	<u>DF</u>	<u>Analyst</u>	<u>Analyzed</u>	<u>I/V</u>	<u>F/V</u>
Antimony	ND	mg/kg dry	6.7	6010B	1	JP	07/14/06	1.83	100
Arsenic	ND	mg/kg dry	1.7	7060A	5	JP	07/15/06	1.83	100
Barium	9.9	mg/kg dry	3.3	6010B	1	JP	07/14/06	1.83	100
Beryllium	0.15	mg/kg dry	0.07	6010B	1	JP	07/14/06	1.83	100
Cadmium	ND	mg/kg dry	0.67	6010B	1	JP	07/14/06	1.83	100
Chromium	5.0	mg/kg dry	1.3	6010B	1	JP	07/14/06	1.83	100
Copper	10.2	mg/kg dry	1.3	6010B	1	JP	07/14/06	1.83	100
Lead	17.6	mg/kg dry	6.7	6010B	1	JP	07/14/06	1.83	100
Mercury	ND	mg/kg dry	0.039	7471A	1	EEM	07/14/06	0.62	40
Nickel	4.1	mg/kg dry	3.3	6010B	1	JP	07/14/06	1.83	100
Selenium	ND	mg/kg dry	6.7	6010B	1	JP	07/14/06	1.83	100
Silver	2.33	mg/kg dry	0.67	6010B	1	JP	07/14/06	1.83	100
Thallium	ND	mg/kg dry	1.7	7841	5	JP	07/18/06	1.83	100
Zinc	16.2	mg/kg dry	3.3	6010B	1	JP	07/14/06	1.83	100

ESS Laboratory

Division of Thielsch Engineering, Inc.

CERTIFICATE OF ANALYSIS

Client Name: MACTEC Engineering & Consulting, Inc.
Client Project ID: Providence Gorham Site
Client Sample ID: SS-SI43 B1
Date Sampled: 07/13/06 14:30
Percent Solids: 89

ESS Laboratory Work Order: 0607164
ESS Laboratory Sample ID: 0607164-17
Sample Matrix: Soil

3050B/6000/7000 Total Metals

<u>Analyte</u>	<u>Results</u>	<u>Units</u>	<u>MRL</u>	<u>Method</u>	<u>DF</u>	<u>Analyst</u>	<u>Analyzed</u>	<u>I/V</u>	<u>F/V</u>
Antimony	ND	mg/kg dry	6.2	6010B	1	JP	07/14/06	1.8	100
Arsenic	3.3	mg/kg dry	1.6	7060A	5	JP	07/15/06	1.8	100
Barium	21.7	mg/kg dry	3.1	6010B	1	JP	07/14/06	1.8	100
Beryllium	0.16	mg/kg dry	0.06	6010B	1	JP	07/14/06	1.8	100
Cadmium	ND	mg/kg dry	0.62	6010B	1	JP	07/14/06	1.8	100
Chromium	6.7	mg/kg dry	1.2	6010B	1	JP	07/14/06	1.8	100
Copper	189	mg/kg dry	1.2	6010B	1	JP	07/14/06	1.8	100
Lead	126	mg/kg dry	6.2	6010B	1	JP	07/14/06	1.8	100
Mercury	0.101	mg/kg dry	0.037	7471A	1	EEM	07/14/06	0.6	40
Nickel	21.6	mg/kg dry	3.1	6010B	1	JP	07/14/06	1.8	100
Selenium	ND	mg/kg dry	6.2	6010B	1	JP	07/14/06	1.8	100
Silver	21.5	mg/kg dry	0.62	6010B	1	JP	07/14/06	1.8	100
Thallium	ND	mg/kg dry	1.6	7841	5	JP	07/18/06	1.8	100
Zinc	90.5	mg/kg dry	3.1	6010B	1	JP	07/14/06	1.8	100

ESS Laboratory

Division of Thielsch Engineering, Inc.

CERTIFICATE OF ANALYSIS

Client Name: MACTEC Engineering & Consulting, Inc.
Client Project ID: Providence Gorham Site
Client Sample ID: SS-SI44 B1
Date Sampled: 07/13/06 15:00
Percent Solids: 78

ESS Laboratory Work Order: 0607164
ESS Laboratory Sample ID: 0607164-18
Sample Matrix: Soil

3050B/6000/7000 Total Metals

<u>Analyte</u>	<u>Results</u>	<u>Units</u>	<u>MRL</u>	<u>Method</u>	<u>DF</u>	<u>Analyst</u>	<u>Analyzed</u>	<u>I/V</u>	<u>F/V</u>
Antimony	ND	mg/kg dry	7.0	6010B	1	JP	07/14/06	1.84	100
Arsenic	5.0	mg/kg dry	1.7	7060A	5	JP	07/15/06	1.84	100
Barium	105	mg/kg dry	3.5	6010B	1	JP	07/14/06	1.84	100
Beryllium	0.37	mg/kg dry	0.07	6010B	1	JP	07/14/06	1.84	100
Cadmium	2.90	mg/kg dry	0.70	6010B	1	JP	07/14/06	1.84	100
Chromium	75.0	mg/kg dry	1.4	6010B	1	JP	07/14/06	1.84	100
Copper	919	mg/kg dry	1.4	6010B	1	JP	07/14/06	1.84	100
Lead	1440	mg/kg dry	7.0	6010B	1	JP	07/14/06	1.84	100
Mercury	E 1.23	mg/kg dry	0.039	7471A	1	EEM	07/14/06	0.66	40
Nickel	76.7	mg/kg dry	3.5	6010B	1	JP	07/14/06	1.84	100
Selenium	ND	mg/kg dry	7.0	6010B	1	JP	07/14/06	1.84	100
Silver	124	mg/kg dry	0.70	6010B	1	JP	07/14/06	1.84	100
Thallium	ND	mg/kg dry	1.7	7841	5	JP	07/18/06	1.84	100
Zinc	510	mg/kg dry	3.5	6010B	1	JP	07/14/06	1.84	100

REVISED

AUG 03 2006

ESS Laboratory

Division of Thielsch Engineering, Inc.

CERTIFICATE OF ANALYSIS

Client Name: MACTEC Engineering & Consulting, Inc.
Client Project ID: Providence Gorham Site
Client Sample ID: SS-SI44 B1
Date Sampled: 07/13/06 15:00
Percent Solids: 78

ESS Laboratory Work Order: 0607164
ESS Laboratory Sample ID: 0607164-18RE1
Sample Matrix: Soil

3050B/6000/7000 Total Metals

<u>Analyte</u>	<u>Results</u>	<u>Units</u>	<u>MRL</u>	<u>Method</u>	<u>DF</u>	<u>Analyst</u>	<u>Analyzed</u>	<u>I/V</u>	<u>F/V</u>
Mercury	1.08	mg/kg dry	0.194	7471A	5	EEM	07/14/06	0.66	40

REVISED

AUG 03 2006

ESS Laboratory

Division of Thielsch Engineering, Inc.

CERTIFICATE OF ANALYSIS

Client Name: MACTEC Engineering & Consulting, Inc.
Client Project ID: Providence Gorham Site
Client Sample ID: SS-SI45 B1
Date Sampled: 07/13/06 15:15
Percent Solids: 84

ESS Laboratory Work Order: 0607164
ESS Laboratory Sample ID: 0607164-19
Sample Matrix: Soil

3050B/6000/7000 Total Metals

<u>Analyte</u>	<u>Results</u>	<u>Units</u>	<u>MRL</u>	<u>Method</u>	<u>DF</u>	<u>Analyst</u>	<u>Analyzed</u>	<u>I/V</u>	<u>F/V</u>
Antimony	ND	mg/kg dry	6.8	6010B	1	JP	07/14/06	1.75	100
Arsenic	ND	mg/kg dry	1.7	7060A	5	JP	07/15/06	1.75	100
Barium	7.1	mg/kg dry	3.4	6010B	1	JP	07/14/06	1.75	100
Beryllium	ND	mg/kg dry	0.07	6010B	1	JP	07/14/06	1.75	100
Cadmium	ND	mg/kg dry	0.68	6010B	1	JP	07/14/06	1.75	100
Chromium	10.7	mg/kg dry	1.4	6010B	1	JP	07/14/06	1.75	100
Copper	24.9	mg/kg dry	1.4	6010B	1	JP	07/14/06	1.75	100
Lead	ND	mg/kg dry	6.8	6010B	1	JP	07/14/06	1.75	100
Mercury	ND	mg/kg dry	0.037	7471A	1	EEM	07/14/06	0.65	40
Nickel	ND	mg/kg dry	3.4	6010B	1	JP	07/14/06	1.75	100
Selenium	ND	mg/kg dry	6.8	6010B	1	JP	07/14/06	1.75	100
Silver	ND	mg/kg dry	0.68	6010B	1	JP	07/14/06	1.75	100
Thallium	ND	mg/kg dry	1.7	7841	5	JP	07/18/06	1.75	100
Zinc	8.5	mg/kg dry	3.4	6010B	1	JP	07/14/06	1.75	100

ESS Laboratory

Division of Thielsch Engineering, Inc.

CERTIFICATE OF ANALYSIS

Client Name: MACTEC Engineering & Consulting, Inc.
Client Project ID: Providence Gorham Site
Client Sample ID: SS-SI46 B1
Date Sampled: 07/13/06 15:30
Percent Solids: 82

ESS Laboratory Work Order: 0607164
ESS Laboratory Sample ID: 0607164-20
Sample Matrix: Soil

3050B/6000/7000 Total Metals

<u>Analyte</u>	<u>Results</u>	<u>Units</u>	<u>MRL</u>	<u>Method</u>	<u>DF</u>	<u>Analyst</u>	<u>Analyzed</u>	<u>I/V</u>	<u>F/V</u>
Antimony	ND	mg/kg dry	6.9	6010B	1	JP	07/14/06	1.77	100
Arsenic	ND	mg/kg dry	1.7	7060A	5	JP	07/15/06	1.77	100
Barium	5.1	mg/kg dry	3.4	6010B	1	JP	07/14/06	1.77	100
Beryllium	ND	mg/kg dry	0.07	6010B	1	JP	07/14/06	1.77	100
Cadmium	ND	mg/kg dry	0.69	6010B	1	JP	07/14/06	1.77	100
Chromium	2.1	mg/kg dry	1.4	6010B	1	JP	07/14/06	1.77	100
Copper	3.2	mg/kg dry	1.4	6010B	1	JP	07/14/06	1.77	100
Lead	ND	mg/kg dry	6.9	6010B	1	JP	07/14/06	1.77	100
Mercury	ND	mg/kg dry	0.036	7471A	1	EEM	07/14/06	0.68	40
Nickel	ND	mg/kg dry	3.4	6010B	1	JP	07/14/06	1.77	100
Selenium	ND	mg/kg dry	6.9	6010B	1	JP	07/14/06	1.77	100
Silver	ND	mg/kg dry	0.69	6010B	1	JP	07/14/06	1.77	100
Thallium	ND	mg/kg dry	1.7	7841	5	JP	07/19/06	1.77	100
Zinc	5.2	mg/kg dry	3.4	6010B	1	JP	07/14/06	1.77	100

ESS Laboratory

Division of Thielsch Engineering, Inc.

CERTIFICATE OF ANALYSIS

Client Name: MACTEC Engineering & Consulting, Inc.
Client Project ID: Providence Gorham Site
Client Sample ID: SS-SI47 B1
Date Sampled: 07/13/06 15:45
Percent Solids: 85

ESS Laboratory Work Order: 0607164
ESS Laboratory Sample ID: 0607164-21
Sample Matrix: Soil

3050B/6000/7000 Total Metals

<u>Analyte</u>	<u>Results</u>	<u>Units</u>	<u>MRL</u>	<u>Method</u>	<u>DF</u>	<u>Analyst</u>	<u>Analyzed</u>	<u>I/V</u>	<u>F/V</u>
Antimony	18.2	mg/kg dry	6.7	6010B	1	JP	07/14/06	1.75	100
Arsenic	3.3	mg/kg dry	1.7	7060A	5	JP	07/15/06	1.75	100
Barium	49.7	mg/kg dry	3.4	6010B	1	JP	07/14/06	1.75	100
Beryllium	0.30	mg/kg dry	0.07	6010B	1	JP	07/14/06	1.75	100
Cadmium	ND	mg/kg dry	0.67	6010B	1	JP	07/14/06	1.75	100
Chromium	45.0	mg/kg dry	1.3	6010B	1	JP	07/14/06	1.75	100
Copper	E 423	mg/kg dry	1.3	6010B	1	JP	07/14/06	1.75	100
Lead	E 1730	mg/kg dry	6.7	6010B	1	JP	07/14/06	1.75	100
Mercury	0.145	mg/kg dry	0.039	7471A	1	EEM	07/14/06	0.6	40
Nickel	62.0	mg/kg dry	3.4	6010B	1	JP	07/14/06	1.75	100
Selenium	ND	mg/kg dry	6.7	6010B	1	JP	07/14/06	1.75	100
Silver	94.9	mg/kg dry	0.67	6010B	1	JP	07/14/06	1.75	100
Thallium	ND	mg/kg dry	1.7	7841	5	JP	07/19/06	1.75	100
Zinc	278	mg/kg dry	3.4	6010B	1	JP	07/14/06	1.75	100

REVISED

AUG 03 2006

ESS Laboratory

Division of Thielsch Engineering, Inc.

CERTIFICATE OF ANALYSIS

Client Name: MACTEC Engineering & Consulting, Inc.
Client Project ID: Providence Gorham Site
Client Sample ID: SS-SI47 B1
Date Sampled: 07/13/06 15:45
Percent Solids: 85

ESS Laboratory Work Order: 0607164
ESS Laboratory Sample ID: 0607164-21RE1
Sample Matrix: Soil

3050B/6000/7000 Total Metals

<u>Analyte</u>	<u>Results</u>	<u>Units</u>	<u>MRL</u>	<u>Method</u>	<u>DF</u>	<u>Analyst</u>	<u>Analyzed</u>	<u>I/V</u>	<u>F/V</u>
Copper	435	mg/kg dry	6.7	6010B	5	SVD	07/15/06	1.75	100
Lead	1810	mg/kg dry	33.6	6010B	5	SVD	07/15/06	1.75	100

REVISED

AUG 03 2006

ESS Laboratory

Division of Thielsch Engineering, Inc.

CERTIFICATE OF ANALYSIS

Client Name: MACTEC Engineering & Consulting, Inc.
Client Project ID: Providence Gorham Site
Client Sample ID: SS-SI48
Date Sampled: 07/13/06 16:00
Percent Solids: 67

ESS Laboratory Work Order: 0607164
ESS Laboratory Sample ID: 0607164-22
Sample Matrix: Soil

3050B/6000/7000 Total Metals

<u>Analyte</u>	<u>Results</u>	<u>Units</u>	<u>MRL</u>	<u>Method</u>	<u>DF</u>	<u>Analyst</u>	<u>Analyzed</u>	<u>I/V</u>	<u>F/V</u>
Antimony	ND	mg/kg dry	8.2	6010B	1	JP	07/14/06	1.82	100
Arsenic	6.4	mg/kg dry	2.0	7060A	5	JP	07/15/06	1.82	100
Barium	17.0	mg/kg dry	4.1	6010B	1	JP	07/14/06	1.82	100
Beryllium	0.21	mg/kg dry	0.08	6010B	1	JP	07/14/06	1.82	100
Cadmium	1.18	mg/kg dry	0.82	6010B	1	JP	07/14/06	1.82	100
Chromium	32.2	mg/kg dry	1.6	6010B	1	JP	07/14/06	1.82	100
Copper	E 3730	mg/kg dry	1.6	6010B	1	JP	07/14/06	1.82	100
Lead	388	mg/kg dry	8.2	6010B	1	JP	07/14/06	1.82	100
Mercury	0.070	mg/kg dry	0.043	7471A	1	EEM	07/14/06	0.7	40
Nickel	31.3	mg/kg dry	4.1	6010B	1	JP	07/14/06	1.82	100
Selenium	ND	mg/kg dry	8.2	6010B	1	JP	07/14/06	1.82	100
Silver	42.7	mg/kg dry	0.82	6010B	1	JP	07/14/06	1.82	100
Thallium	ND	mg/kg dry	2.0	7841	5	JP	07/19/06	1.82	100
Zinc	1140	mg/kg dry	4.1	6010B	1	JP	07/14/06	1.82	100

REVISED

AUG 03 2006

ESS Laboratory

Division of Thielsch Engineering, Inc.

CERTIFICATE OF ANALYSIS

Client Name: MACTEC Engineering & Consulting, Inc.
Client Project ID: Providence Gorham Site
Client Sample ID: SS-SI48
Date Sampled: 07/13/06 16:00
Percent Solids: 67

ESS Laboratory Work Order: 0607164
ESS Laboratory Sample ID: 0607164-22RE1
Sample Matrix: Soil

3050B/6000/7000 Total Metals

<u>Analyte</u>	<u>Results</u>	<u>Units</u>	<u>MRL</u>	<u>Method</u>	<u>DF</u>	<u>Analyst</u>	<u>Analyzed</u>	<u>I/V</u>	<u>F/V</u>
Copper	3950	mg/kg dry	16.4	6010B	10	SVD	07/15/06	1.82	100

REVISED

AUG 03 2006

ESS Laboratory

Division of Thielsch Engineering, Inc.

CERTIFICATE OF ANALYSIS

Client Name: MACTEC Engineering & Consulting, Inc.
Client Project ID: Providence Gorham Site
Client Sample ID: SS-SI49
Date Sampled: 07/13/06 16:15
Percent Solids: 91

ESS Laboratory Work Order: 0607164
ESS Laboratory Sample ID: 0607164-23
Sample Matrix: Soil

3050B/6000/7000 Total Metals

<u>Analyte</u>	<u>Results</u>	<u>Units</u>	<u>MRL</u>	<u>Method</u>	<u>DF</u>	<u>Analyst</u>	<u>Analyzed</u>	<u>I/V</u>	<u>F/V</u>
Antimony	7.1	mg/kg dry	6.1	6010B	1	JP	07/14/06	1.79	100
Arsenic	3.6	mg/kg dry	1.5	7060A	5	JP	07/15/06	1.79	100
Barium	54.1	mg/kg dry	3.1	6010B	1	JP	07/14/06	1.79	100
Beryllium	0.33	mg/kg dry	0.06	6010B	1	JP	07/14/06	1.79	100
Cadmium	1.18	mg/kg dry	0.61	6010B	1	JP	07/14/06	1.79	100
Chromium	41.0	mg/kg dry	1.2	6010B	1	JP	07/14/06	1.79	100
Copper	971	mg/kg dry	1.2	6010B	1	SVD	07/15/06	1.79	100
Lead	975	mg/kg dry	6.1	6010B	1	JP	07/14/06	1.79	100
Mercury	0.361	mg/kg dry	0.037	7471A	1	EEM	07/14/06	0.6	40
Nickel	36.4	mg/kg dry	3.1	6010B	1	JP	07/14/06	1.79	100
Selenium	ND	mg/kg dry	6.1	6010B	1	JP	07/14/06	1.79	100
Silver	104	mg/kg dry	0.61	6010B	1	JP	07/14/06	1.79	100
Thallium	ND	mg/kg dry	1.5	7841	5	JP	07/19/06	1.79	100
Zinc	513	mg/kg dry	3.1	6010B	1	JP	07/14/06	1.79	100

ESS Laboratory

Division of Thielsch Engineering, Inc.

CERTIFICATE OF ANALYSIS

Client Name: MACTEC Engineering & Consulting, Inc.
Client Project ID: Providence Gorham Site
Client Sample ID: SS-SI50
Date Sampled: 07/13/06 16:30
Percent Solids: 82

ESS Laboratory Work Order: 0607164
ESS Laboratory Sample ID: 0607164-24
Sample Matrix: Soil

3050B/6000/7000 Total Metals

<u>Analyte</u>	<u>Results</u>	<u>Units</u>	<u>MRL</u>	<u>Method</u>	<u>DF</u>	<u>Analyst</u>	<u>Analyzed</u>	<u>I/V</u>	<u>F/V</u>
Antimony	ND	mg/kg dry	6.9	6010B	1	JP	07/14/06	1.76	100
Arsenic	1.7	mg/kg dry	1.7	7060A	5	JP	07/15/06	1.76	100
Barium	6.8	mg/kg dry	3.5	6010B	1	JP	07/14/06	1.76	100
Beryllium	0.08	mg/kg dry	0.07	6010B	1	JP	07/14/06	1.76	100
Cadmium	ND	mg/kg dry	0.69	6010B	1	JP	07/14/06	1.76	100
Chromium	13.9	mg/kg dry	1.4	6010B	1	JP	07/14/06	1.76	100
Copper	1530	mg/kg dry	1.4	6010B	1	SVD	07/15/06	1.76	100
Lead	1060	mg/kg dry	6.9	6010B	1	JP	07/14/06	1.76	100
Mercury	ND	mg/kg dry	0.039	7471A	1	EEM	07/14/06	0.63	40
Nickel	13.6	mg/kg dry	3.5	6010B	1	JP	07/14/06	1.76	100
Selenium	ND	mg/kg dry	6.9	6010B	1	JP	07/14/06	1.76	100
Silver	27.1	mg/kg dry	0.69	6010B	1	JP	07/14/06	1.76	100
Thallium	ND	mg/kg dry	1.7	7841	5	JP	07/19/06	1.76	100
Zinc	691	mg/kg dry	3.5	6010B	1	JP	07/14/06	1.76	100

Metals Quality Control Data

ESS Laboratory

Division of Thielsch Engineering, Inc.

CERTIFICATE OF ANALYSIS

Client Name: MACTEC Engineering & Consulting, Inc.

Client Project ID: Providence Gorham Site

ESS Laboratory Work Order: 0607164

Quality Control Data

Analyte	Result	MRL	Units	Spike Level	Source Result	%REC	%REC Limits	RPD	RPD Limit	Qualifier
3050B/6000/7000 Total Metals										
Batch BG61321 - 3050B										
Blank										
Antimony	ND	6.7	mg/kg wet							
Arsenic	ND	0.3	mg/kg wet							
Barium	ND	3.3	mg/kg wet							
Beryllium	ND	0.07	mg/kg wet							
Cadmium	ND	0.67	mg/kg wet							
Chromium	ND	1.3	mg/kg wet							
Copper	ND	1.3	mg/kg wet							
Lead	ND	6.7	mg/kg wet							
Nickel	ND	3.3	mg/kg wet							
Selenium	ND	6.7	mg/kg wet							
Silver	ND	0.67	mg/kg wet							
Thallium	ND	0.3	mg/kg wet							
Zinc	ND	3.3	mg/kg wet							
LCS										
Antimony	31.8	6.7	mg/kg wet	33.3		95	80-120			
Arsenic	31.1	6.7	mg/kg wet	33.3		93	80-120			
Barium	33.4	3.3	mg/kg wet	33.3		100	80-120			
Beryllium	3.34	0.07	mg/kg wet	3.33		100	80-120			
Cadmium	16.2	0.67	mg/kg wet	16.7		97	80-120			
Chromium	34.3	1.3	mg/kg wet	33.3		103	80-120			
Copper	35.7	1.3	mg/kg wet	33.3		107	80-120			
Lead	33.6	6.7	mg/kg wet	33.3		101	80-120			
Nickel	33.9	3.3	mg/kg wet	33.3		102	80-120			
Selenium	62.7	6.7	mg/kg wet	66.7		94	80-120			
Silver	16.6	0.67	mg/kg wet	16.7		99	80-120			
Thallium	35.8	20.0	mg/kg wet	33.3		108	80-120			
Zinc	32.6	3.3	mg/kg wet	33.3		98	80-120			
LCS Dup										
Antimony	30.9	6.7	mg/kg wet	33.3		93	80-120	3	20	
Arsenic	30.7	6.7	mg/kg wet	33.3		92	80-120	1	20	
Barium	32.4	3.3	mg/kg wet	33.3		97	80-120	3	20	
Beryllium	3.25	0.07	mg/kg wet	3.33		98	80-120	3	20	
Cadmium	15.7	0.67	mg/kg wet	16.7		94	80-120	3	20	
Chromium	33.2	1.3	mg/kg wet	33.3		100	80-120	3	20	
Copper	34.3	1.3	mg/kg wet	33.3		103	80-120	4	20	
Lead	32.6	6.7	mg/kg wet	33.3		98	80-120	3	20	
Nickel	32.8	3.3	mg/kg wet	33.3		98	80-120	3	20	
Selenium	61.1	6.7	mg/kg wet	66.7		92	80-120	3	20	
Silver	16.1	0.67	mg/kg wet	16.7		96	80-120	3	20	
Thallium	38.7	20.0	mg/kg wet	33.3		116	80-120	7	20	
Zinc	31.6	3.3	mg/kg wet	33.3		95	80-120	3	20	
Duplicate Source: 0607164-10										
Antimony	ND	7.0	mg/kg dry		ND					35
Arsenic	0.6	1.7	mg/kg dry		0.8			29		35
Barium	9.46	3.5	mg/kg dry		8.9			6		35

ESS Laboratory

Division of Thielsch Engineering, Inc.

CERTIFICATE OF ANALYSIS

Client Name: MACTEC Engineering & Consulting, Inc.

Client Project ID: Providence Gorham Site

ESS Laboratory Work Order: 0607164

Quality Control Data

Analyte	Result	MRL	Units	Spike Level	Source Result	%REC	%REC Limits	RPD	RPD Limit	Qualifier
3050B/6000/7000 Total Metals										
Batch BG61321 - 3050B										
Beryllium	0.141	0.07	mg/kg dry		0.15			6	35	
Cadmium	ND	0.70	mg/kg dry		ND				35	
Chromium	3.40	1.4	mg/kg dry		3.8			11	35	
Copper	2.78	1.4	mg/kg dry		3.7			28	35	
Lead	6.61	7.0	mg/kg dry		9.5			36	35	
Nickel	1.89	3.5	mg/kg dry		2.2			15	35	
Selenium	ND	7.0	mg/kg dry		ND				35	
Silver	0.071	0.70	mg/kg dry		0.08			12	35	
Thallium	ND	1.7	mg/kg dry		ND				35	
Zinc	8.60	3.5	mg/kg dry		8.8			2	35	
Matrix Spike Source: 0607164-10										
Antimony	26.8	7.1	mg/kg dry	35.3	ND	76	75-125			
Arsenic	31.0	7.0	mg/kg dry	35.3	0.8	86	75-125			
Barium	41.3	3.5	mg/kg dry	35.3	8.9	92	75-125			
Beryllium	3.45	0.07	mg/kg dry	3.53	0.15	93	75-125			
Cadmium	15.7	0.71	mg/kg dry	17.6	ND	89	75-125			
Chromium	36.3	1.4	mg/kg dry	35.3	3.8	92	75-125			
Copper	36.1	1.4	mg/kg dry	35.3	3.7	92	75-125			
Lead	40.3	7.1	mg/kg dry	35.3	9.5	87	75-125			
Nickel	34.4	3.5	mg/kg dry	35.3	2.2	91	75-125			
Selenium	63.1	7.1	mg/kg dry	70.5	ND	90	75-125			
Silver	16.3	0.71	mg/kg dry	17.6	0.08	92	75-125			
Thallium	34.3	7.0	mg/kg dry	35.3	ND	97	75-125			
Zinc	39.7	3.5	mg/kg dry	35.3	8.8	88	75-125			
Reference										
Antimony	71.3	10.0	mg/kg wet	77.5		92	0-223.23			
Arsenic	84.2	25.0	mg/kg wet	80.9		104	79.73-120.27			
Barium	141	5.0	mg/kg wet	156		90	82.05-117.95			
Beryllium	135	0.10	mg/kg wet	143		94	81.82-118.18			
Cadmium	201	1.00	mg/kg wet	233		86	80.69-118.88			
Chromium	56.1	2.0	mg/kg wet	60.8		92	78.45-121.38			
Copper	126	2.0	mg/kg wet	131		96	82.44-117.56			
Lead	72.8	10.0	mg/kg wet	76.8		95	80.6-119.53			
Nickel	46.6	5.0	mg/kg wet	49.6		94	81.45-118.55			
Selenium	76.4	10.0	mg/kg wet	82.9		92	75.51-124.25			
Silver	77.2	1.00	mg/kg wet	80.0		96	61.25-138.75			
Thallium	201	74.9	mg/kg wet	158		127	75.32-124.68			
Zinc	125	5.0	mg/kg wet	116		108	78.02-121.55			
Batch BG61322 - 7471A										
Blank										
Mercury	ND	0.033	mg/kg wet							
LCS										
Mercury	0.228	0.033	mg/kg wet	0.200		114	80-120			
LCS Dup										
Mercury	0.189	0.033	mg/kg wet	0.200		94	80-120	19	20	

ESS Laboratory

Division of Thielsch Engineering, Inc.

CERTIFICATE OF ANALYSIS

Client Name: MACTEC Engineering & Consulting, Inc.
Client Project ID: Providence Gorham Site

ESS Laboratory Work Order: 0607164

Quality Control Data

Analyte	Result	MRL	Units	Spike Level	Source Result	%REC	%REC Limits	RPD	RPD Limit	Qualifier
3050B/6000/7000 Total Metals										
Batch BG61322 - 7471A										
Reference										
Mercury	2.97	0.333	mg/kg wet	3.60		82	68.06-131.94			
Batch BG61323 - 7471A										
Blank										
Mercury	ND	0.033	mg/kg wet							
LCS										
Mercury	0.185	0.033	mg/kg wet	0.200		92	80-120			
LCS Dup										
Mercury	0.183	0.033	mg/kg wet	0.200		92	80-120	1	20	
Duplicate Source: 0607164-10										
Mercury	ND	0.036	mg/kg dry		ND				35	
Duplicate Source: 0607164-24										
Mercury	0.0568	0.037	mg/kg dry		0.032			56	35	+
Matrix Spike Source: 0607164-10										
Mercury	0.248	0.040	mg/kg dry	0.239	ND	104	75-125			
Matrix Spike Source: 0607164-24										
Mercury	0.298	0.039	mg/kg dry	0.232	0.032	115	75-125			
Matrix Spike Dup Source: 0607164-10										
Mercury	0.257	0.040	mg/kg dry	0.243	ND	106	75-125	4	35	
Matrix Spike Dup Source: 0607164-24										
Mercury	0.276	0.034	mg/kg dry	0.203	0.032	120	75-125	8	35	
Reference										
Mercury	2.88	0.328	mg/kg wet	3.60		80	68.06-131.94			
Batch BG61341 - 3050B										
Blank										
Antimony	ND	6.7	mg/kg wet							
Arsenic	ND	0.3	mg/kg wet							
Barium	ND	3.3	mg/kg wet							
Beryllium	ND	0.07	mg/kg wet							
Cadmium	ND	0.67	mg/kg wet							
Chromium	ND	1.3	mg/kg wet							
Copper	ND	1.3	mg/kg wet							
Lead	ND	6.7	mg/kg wet							
Nickel	ND	3.3	mg/kg wet							
Selenium	ND	6.7	mg/kg wet							
Silver	ND	0.67	mg/kg wet							
Thallium	ND	0.3	mg/kg wet							
Zinc	ND	3.3	mg/kg wet							
LCS										
Antimony	33.1	6.7	mg/kg wet	33.3		99	80-120			
Arsenic	31.7	6.7	mg/kg wet	33.3		95	80-120			
Barium	33.8	3.3	mg/kg wet	33.3		102	80-120			
Beryllium	3.41	0.07	mg/kg wet	3.33		102	80-120			

ESS Laboratory

Division of Thielsch Engineering, Inc.

CERTIFICATE OF ANALYSIS

Client Name: MACTEC Engineering & Consulting, Inc.
Client Project ID: Providence Gorham Site

ESS Laboratory Work Order: 0607164

Quality Control Data

Analyte	Result	MRL	Units	Spike Level	Source Result	%REC	%REC Limits	RPD	RPD Limit	Qualifier
3050B/6000/7000 Total Metals										
Batch BG61341 - 3050B										
Cadmium	16.6	0.67	mg/kg wet	16.7		99	80-120			
Chromium	34.8	1.3	mg/kg wet	33.3		105	80-120			
Copper	33.6	1.3	mg/kg wet	33.3		101	80-120			
Lead	34.2	6.7	mg/kg wet	33.3		103	80-120			
Nickel	34.5	3.3	mg/kg wet	33.3		104	80-120			
Selenium	65.4	6.7	mg/kg wet	66.7		98	80-120			
Silver	17.0	0.67	mg/kg wet	16.7		102	80-120			
Thallium	38.0	20.0	mg/kg wet	33.3		114	80-120			
Zinc	33.9	3.3	mg/kg wet	33.3		102	80-120			
LCS Dup										
Antimony	32.6	6.7	mg/kg wet	33.3		98	80-120	2	20	
Arsenic	29.0	6.7	mg/kg wet	33.3		87	80-120	9	20	
Barium	33.3	3.3	mg/kg wet	33.3		100	80-120	1	20	
Beryllium	3.39	0.07	mg/kg wet	3.33		102	80-120	0.6	20	
Cadmium	16.3	0.67	mg/kg wet	16.7		98	80-120	2	20	
Chromium	34.2	1.3	mg/kg wet	33.3		103	80-120	2	20	
Copper	33.7	1.3	mg/kg wet	33.3		101	80-120	0.3	20	
Lead	33.5	6.7	mg/kg wet	33.3		101	80-120	2	20	
Nickel	34.0	3.3	mg/kg wet	33.3		102	80-120	1	20	
Selenium	64.2	6.7	mg/kg wet	66.7		96	80-120	2	20	
Silver	16.7	0.67	mg/kg wet	16.7		100	80-120	2	20	
Thallium	34.6	20.0	mg/kg wet	33.3		104	80-120	9	20	
Zinc	33.2	3.3	mg/kg wet	33.3		100	80-120	2	20	
Duplicate Source: 0607164-20										
Antimony	ND	6.9	mg/kg dry	ND					35	
Arsenic	1.5	1.7	mg/kg dry	0.9				50	35	
Barium	6.81	3.4	mg/kg dry	5.1				29	35	
Beryllium	0.160	0.07	mg/kg dry	0.04				120	35	+
Cadmium	ND	0.69	mg/kg dry	ND					35	
Chromium	2.42	1.4	mg/kg dry	2.1				14	35	
Copper	3.44	1.4	mg/kg dry	3.2				7	35	
Lead	3.83	6.9	mg/kg dry	2.9				28	35	
Nickel	1.85	3.4	mg/kg dry	1.1				51	35	
Selenium	ND	6.9	mg/kg dry	0.7				200	35	
Silver	0.116	0.69	mg/kg dry	0.09				25	35	
Thallium	ND	1.7	mg/kg dry	ND					35	
Zinc	11.8	3.4	mg/kg dry	5.2				78	35	+
Duplicate Source: 0607164-24										
Antimony	1.81	6.7	mg/kg dry	2.6				36	35	
Arsenic	1.6	1.7	mg/kg dry	1.7				6	35	
Barium	10.2	3.4	mg/kg dry	6.8				40	35	+
Beryllium	0.085	0.07	mg/kg dry	0.08				6	35	
Cadmium	0.471	0.67	mg/kg dry	0.51				8	35	
Chromium	10.8	1.3	mg/kg dry	13.9				25	35	
Copper	1380	1.3	mg/kg dry	1530				10	35	
Lead	975	6.7	mg/kg dry	1060				8	35	

ESS Laboratory

Division of Thielsch Engineering, Inc.

CERTIFICATE OF ANALYSIS

Client Name: MACTEC Engineering & Consulting, Inc.

Client Project ID: Providence Gorham Site

ESS Laboratory Work Order: 0607164

Quality Control Data

Analyte	Result	MRL	Units	Spike Level	Source Result	%REC	%REC Limits	RPD	RPD Limit	Qualifier
3050B/6000/7000 Total Metals										
Batch BG61341 - 3050B										
Nickel	18.4	3.4	mg/kg dry		13.6			30	35	
Selenium	ND	6.7	mg/kg dry		ND				35	
Silver	35.8	0.67	mg/kg dry		27.1			28	35	
Thallium	ND	1.7	mg/kg dry		ND				35	
Zinc	596	3.4	mg/kg dry		691			15	35	
Matrix Spike Source: 0607164-20										
Antimony	27.7	6.7	mg/kg dry	33.7	ND	82	75-125			
Arsenic	31.4	6.7	mg/kg dry	33.7	0.9	91	75-125			
Barium	37.5	3.4	mg/kg dry	33.7	5.1	96	75-125			
Beryllium	3.27	0.07	mg/kg dry	3.37	0.04	96	75-125			
Cadmium	15.3	0.67	mg/kg dry	16.8	ND	91	75-125			
Chromium	34.9	1.3	mg/kg dry	33.7	2.1	97	75-125			
Copper	33.8	1.3	mg/kg dry	33.7	3.2	91	75-125			
Lead	34.1	6.7	mg/kg dry	33.7	2.9	93	75-125			
Nickel	33.3	3.4	mg/kg dry	33.7	1.1	96	75-125			
Selenium	60.8	6.7	mg/kg dry	67.4	0.7	89	75-125			
Silver	15.8	0.67	mg/kg dry	16.8	0.09	94	75-125			
Thallium	31.5	6.7	mg/kg dry	33.7	ND	93	75-125			
Zinc	35.6	3.4	mg/kg dry	33.7	5.2	90	75-125			
Matrix Spike Source: 0607164-24										
Antimony	29.1	6.8	mg/kg dry	33.9	2.6	78	75-125			
Arsenic	29.7	6.8	mg/kg dry	33.9	1.7	83	75-125			
Barium	38.2	3.4	mg/kg dry	33.9	6.8	93	75-125			
Beryllium	3.22	0.07	mg/kg dry	3.39	0.08	93	75-125			
Cadmium	15.8	0.68	mg/kg dry	16.9	0.51	90	75-125			
Chromium	49.4	1.4	mg/kg dry	33.9	13.9	105	75-125			
Copper	1690	6.8	mg/kg dry	33.9	1530	472	75-125			+
Lead	472	6.8	mg/kg dry	33.9	1060	NR	75-125			+
Nickel	45.9	3.4	mg/kg dry	33.9	13.6	95	75-125			
Selenium	59.2	6.8	mg/kg dry	67.8	ND	87	75-125			
Silver	31.5	0.68	mg/kg dry	16.9	27.1	26	75-125			+
Thallium	13.3	6.8	mg/kg dry	33.9	ND	39	75-125			+
Zinc	739	3.4	mg/kg dry	33.9	691	142	75-125			+
Reference										
Antimony	60.0	10.0	mg/kg wet	77.5		77	0-223.23			
Arsenic	72.1	25.0	mg/kg wet	80.9		89	79.73-120.27			
Barium	133	5.0	mg/kg wet	156		85	82.05-117.95			
Beryllium	132	0.10	mg/kg wet	143		92	81.82-118.18			
Cadmium	191	1.00	mg/kg wet	233		82	80.69-118.88			
Chromium	52.2	2.0	mg/kg wet	60.8		86	78.45-121.38			
Copper	119	2.0	mg/kg wet	131		91	82.44-117.56			
Lead	69.4	10.0	mg/kg wet	76.8		90	80.6-119.53			
Nickel	44.8	5.0	mg/kg wet	49.6		90	81.45-118.55			
Selenium	74.7	10.0	mg/kg wet	82.9		90	75.51-124.25			
Silver	73.8	1.00	mg/kg wet	80.0		92	61.25-138.75			
Thallium	180	74.9	mg/kg wet	158		114	75.32-124.68			

ESS Laboratory

Division of Thielsch Engineering, Inc.

CERTIFICATE OF ANALYSIS

Client Name: MACTEC Engineering & Consulting, Inc.
Client Project ID: Providence Gorham Site

ESS Laboratory Work Order: 0607164

Quality Control Data

Analyte	Result	MRL	Units	Spike Level	Source Result	%REC	%REC Limits	RPD	RPD Limit	Qualifier
3050B/6000/7000 Total Metals										
Batch BG61341 - 3050B										
Zinc	95.7	5.0	mg/kg wet	116		82	78.02-121.55			
8100M Total Petroleum Hydrocarbons										
Batch BG61415 - 3541										
Blank										
Total Petroleum Hydrocarbons	ND	37.5	mg/kg wet							
Surrogate: O-Terphenyl	5.35		mg/kg wet	5.00		107	40-140			
LCS										
Total Petroleum Hydrocarbons	752	37.5	mg/kg wet	1000		75	40-140			
Surrogate: O-Terphenyl	5.30		mg/kg wet	5.00		106	40-140			
LCS Dup										
Total Petroleum Hydrocarbons	861	37.5	mg/kg wet	1000		86	40-140	14	50	
Surrogate: O-Terphenyl	6.30		mg/kg wet	5.00		126	40-140			
Matrix Spike Source: 0607164-01										
Total Petroleum Hydrocarbons	1040	43.8	mg/kg dry	1170	ND	89	40-140			
Surrogate: O-Terphenyl	7.59		mg/kg dry	5.83		130	40-140			
Matrix Spike Dup Source: 0607164-01										
Total Petroleum Hydrocarbons	1110	43.6	mg/kg dry	1160	ND	96	40-140	7	50	
Surrogate: O-Terphenyl	8.07		mg/kg dry	5.81		139	40-140			
Batch BG61427 - 3541										
Blank										
Total Petroleum Hydrocarbons	ND	37.5	mg/kg wet							
Surrogate: O-Terphenyl	4.91		mg/kg wet	5.00		98	40-140			
LCS										
Total Petroleum Hydrocarbons	809	37.5	mg/kg wet	1000		81	40-140			
Surrogate: O-Terphenyl	4.74		mg/kg wet	5.00		95	40-140			
LCS										
Total Petroleum Hydrocarbons	33.8	37.5	mg/kg wet	35.0		97	40-140			
Surrogate: O-Terphenyl	5.07		mg/kg wet	5.00		101	40-140			
LCS Dup										
Total Petroleum Hydrocarbons	716	37.5	mg/kg wet	1000		72	40-140	12	50	
Surrogate: O-Terphenyl	4.21		mg/kg wet	5.00		84	40-140			
LCS Dup										
Total Petroleum Hydrocarbons	29.5	37.5	mg/kg wet	35.0		84	40-140	14	50	
Surrogate: O-Terphenyl	4.40		mg/kg wet	5.00		88	40-140			

8270C Polynuclear Aromatic Hydrocarbons

Metals Calibration Data

ANALYSIS SEQUENCE

BPG0312

Instrument: HG1

Calibration ID: UNASSIGNED

Lab Number	Analysis	Container	Order	Position	STD ID	ISTD ID	Client
BPG0312-CAL1	QC		1		6G13027		
BPG0312-CAL2	QC		2		6G13028		
BPG0312-CAL3	QC		3		6G13029		
BPG0312-CAL4	QC		4		6G13030		
BPG0312-CAL5	QC		5		6G13031		
BPG0312-CAL6	QC		6		6G13032		
BPG0312-ICV1	QC		7		6G13030		
BPG0312-SCV1	QC		8		6G13033		
BPG0312-ICB1	QC		9				
BG61322-BLK1	QC		10				
BG61322-BS1	QC		11				
BPG0312-CCB1	QC		12				
BPG0312-CCV1	QC		13		6G13030		
BG61322-BSD1	QC		14				
BG61322-SRM1	QC		15				
BG61322-DUP1	QC		16				
BG61322-MS1	QC		17				
BG61322-MSD1	QC		18				
BG61322-PS1	QC		19				
0607134-01	Hg: ppm Mercury 7471	A	20				MACTEC Engineering & Consulting, Inc
0607134-02	Hg: ppm Mercury 7471	A	21				MACTEC Engineering & Consulting, Inc
0607134-03	Hg: ppm Mercury 7471	A	22				MACTEC Engineering & Consulting, Inc
0607134-03RE1	Hg: ppm Mercury 7471	A	23				MACTEC Engineering & Consulting, Inc
BPG0312-CCB2	QC		24				
BPG0312-CCV2	QC		25		6G13030		
0607134-04	Hg: ppm Mercury 7471	A	26				MACTEC Engineering & Consulting, Inc
0607134-05	Hg: ppm Mercury 7471	A	27				MACTEC Engineering & Consulting, Inc
0607134-06	Hg: ppm Mercury 7471	A	28				MACTEC Engineering & Consulting, Inc
0607134-06RE1	Hg: ppm Mercury 7471	A	29				MACTEC Engineering & Consulting, Inc
0607134-07	Hg: ppm Mercury 7471	A	30				MACTEC Engineering & Consulting, Inc
0607134-08	Hg: ppm Mercury 7471	A	31				MACTEC Engineering & Consulting, Inc
0607134-08RE1	Hg: ppm Mercury 7471	A	32				MACTEC Engineering & Consulting, Inc
0607134-09	Hg: ppm Mercury 7471	A	33				MACTEC Engineering & Consulting, Inc

Samples Loaded By

Date

Data Processed By

Date

ANALYSIS SEQUENCE

BPG0312

Instrument: HG1

Calibration ID: UNASSIGNED

Lab Number	Analysis	Container	Order	Position	STD ID	ISTD ID	Client
0607164-01	Hg: ppm Mercury 7471	A	34				MACTEC Engineering & Consulting, Inc
0607164-02	Hg: ppm Mercury 7471	A	35				MACTEC Engineering & Consulting, Inc
BPG0312-CCB3	QC		36				
BPG0312-CCV3	QC		37		6G13030		
0607164-03	Hg: ppm Mercury 7471	A	38				MACTEC Engineering & Consulting, Inc
0607164-04	Hg: ppm Mercury 7471	A	39				MACTEC Engineering & Consulting, Inc
BPG0312-SRD1	QC		40				
0607164-02RE1	Hg: ppm Mercury 7471	A	41				MACTEC Engineering & Consulting, Inc
0607164-04RE1	Hg: ppm Mercury 7471	A	42				MACTEC Engineering & Consulting, Inc
BG61323-BLK1	QC		43				
BG61323-BS1	QC		44				
BG61323-BSD1	QC		45				
BG61323-SRM1	QC		46				
BG61323-DUP1	QC		47				
BPG0312-CCB4	QC		48				
BPG0312-CCV4	QC		49		6G13030		
BG61323-DUP2	QC		50				
BG61323-MS1	QC		51				
BG61323-MS2	QC		52				
BG61323-MSD1	QC		53				
BG61323-MSD2	QC		54				
BG61323-PS1	QC		55				
BG61323-PS2	QC		56				
0607164-05	Hg: ppm Mercury 7471	A	57				MACTEC Engineering & Consulting, Inc
0607164-06	Hg: ppm Mercury 7471	A	58				MACTEC Engineering & Consulting, Inc
0607164-07	Hg: ppm Mercury 7471	A	59				MACTEC Engineering & Consulting, Inc
BPG0312-CCB5	QC		60				
BPG0312-CCV5	QC		61		6G13030		
0607164-08	Hg: ppm Mercury 7471	A	62				MACTEC Engineering & Consulting, Inc
0607164-09	Hg: ppm Mercury 7471	A	63				MACTEC Engineering & Consulting, Inc
0607164-10	Hg: ppm Mercury 7471	A	64				MACTEC Engineering & Consulting, Inc
0607164-11	Hg: ppm Mercury 7471	A	65				MACTEC Engineering & Consulting, Inc
0607164-12	Hg: ppm Mercury 7471	A	66				MACTEC Engineering & Consulting, Inc

Samples Loaded By

Date

Data Processed By

Date

ANALYSIS SEQUENCE

BPG0312

Instrument: HG1

Calibration ID: UNASSIGNED

Lab Number	Analysis	Container	Order	Position	STD ID	ISTD ID	Client
0607164-13	Hg: ppm Mercury 7471	A	67				MACTEC Engineering & Consulting, Inc
0607164-14	Hg: ppm Mercury 7471	A	68				MACTEC Engineering & Consulting, Inc
0607164-15	Hg: ppm Mercury 7471	A	69				MACTEC Engineering & Consulting, Inc
0607164-16	Hg: ppm Mercury 7471	A	70				MACTEC Engineering & Consulting, Inc
0607164-17	Hg: ppm Mercury 7471	A	71				MACTEC Engineering & Consulting, Inc
BPG0312-CCB6	QC		72				
BPG0312-CCV6	QC		73		6G13030		
0607164-18	Hg: ppm Mercury 7471	A	74				MACTEC Engineering & Consulting, Inc
0607164-18RE1	Hg: ppm Mercury 7471	A	75				MACTEC Engineering & Consulting, Inc
0607164-19	Hg: ppm Mercury 7471	A	76				MACTEC Engineering & Consulting, Inc
0607164-20	Hg: ppm Mercury 7471	A	77				MACTEC Engineering & Consulting, Inc
0607164-21	Hg: ppm Mercury 7471	A	78				MACTEC Engineering & Consulting, Inc
0607164-22	Hg: ppm Mercury 7471	A	79				MACTEC Engineering & Consulting, Inc
0607164-23	Hg: ppm Mercury 7471	A	80				MACTEC Engineering & Consulting, Inc
0607164-24	Hg: ppm Mercury 7471	A	81				MACTEC Engineering & Consulting, Inc
BPG0312-SRD2	QC		82				
BPG0312-SRD3	QC		83				
BPG0312-CCB7	QC		84				
BPG0312-CCV7	QC		85		6G13030		

Samples Loaded By

Date

Data Processed By

Date

Autosampler Loading List

Sample Information File: 071406A.SIF

Methods: Hg_5ppb Shigh

Location	Elements	Solution
0	Hg	Wash Solution
1	Hg	Calib Blank
	Hg	ICCB: 0.0000 µg/L
2	Hg	0.5 ug/L: 0.5 µg/L
3	Hg	1.0 ug/L: 1.0 µg/L
4	Hg	3.0 ug/L: 3.0 µg/L
	Hg	STD 3.0: 3.0000 µg/L
5	Hg	5.0 ug/L: 5.0 µg/L
6	Hg	10.0 ug/L: 10.0 µg/L
7	Hg	ICV: 3.0000 µg/L
9	Hg	Sample: bg61322-blk1
10	Hg	Sample: bg61322-bs1 rem 7/14/06 ESM
11	Hg	Sample: bg61322-bsd1
12	Hg	Sample: bg61322-srml x10
13	Hg	Sample: 0607134-01
14	Hg	Sample: 0607134-02
15	Hg	Sample: 0607134-03 dilution 7/14/06 ESM
16	Hg	Sample: 0607134-04
17	Hg	Sample: 0607134-05
18	Hg	Sample: 0607134-06 dilution 7/14/06 ESM
19	Hg	Sample: 0607134-07
20	Hg	Sample: 0607134-08 dilution 7/14/06 ESM
21	Hg	Sample: 0607134-09
22	Hg	Sample: bg61322-dup1
23	Hg	Sample: bg61322-ms1
24	Hg	Sample: bg61322-msd1
25	Hg	Sample: bg61322-sd1 x5
26	Hg	Sample: bg61322-pds1
27	Hg	Sample: 0607141-01
28	Hg	Sample: 0607141-02
29	Hg	Sample: 0607141-03
30	Hg	Sample: 0607141-04
31	Hg	Sample: bg61322-dup2
32	Hg	Sample: bg61322-ms2
33	Hg	Sample: bg61322-msd2
34	Hg	Sample: bg61322-sd2 x5
35	Hg	Sample: bg61322-pds2
36	Hg	Sample: 0607164-01
37	Hg	Sample: 0607164-02 dilution 7/14/06 ESM
38	Hg	Sample: 0607164-03
39	Hg	Sample: 0607164-04 dilution 7/14/06 ESM
40	Hg	Sample: bg61323-blk1
41	Hg	Sample: bg61323-bs1
42	Hg	Sample: bg61323-bsd1
43	Hg	Sample: bg61323-srml x10
44	Hg	Sample: 0607164-05
45	Hg	Sample: 0607164-06
46	Hg	Sample: 0607164-07
47	Hg	Sample: 0607164-08
48	Hg	Sample: 0607164-09
49	Hg	Sample: 0607164-10
50	Hg	Sample: bg61323-dup1
51	Hg	Sample: bg61323-ms1
52	Hg	Sample: bg61323-msd1
53	Hg	Sample: bg61323-sd1 x5
54	Hg	Sample: bg61323-pds1

55	Hg	Sample: 0607164-11
56	Hg	Sample: 0607164-12
57	Hg	Sample: 0607164-13
58	Hg	Sample: 0607164-14
59	Hg	Sample: 0607164-15
60	Hg	Sample: 0607164-16
61	Hg	Sample: 0607164-17
62	Hg	Sample: 0607164-18 dilution 7/14/06 <i>seen</i>
63	Hg	Sample: 0607164-19
64	Hg	Sample: 0607164-20
65	Hg	Sample: 0607164-21
66	Hg	Sample: 0607164-22
67	Hg	Sample: 0607164-23
68	Hg	Sample: 0607164-24
69	Hg	Sample: bg61323-dup2
70	Hg	Sample: bg61323-ms2
71	Hg	Sample: bg61323-msd2
72	Hg	Sample: bg61323-sd2 x5
73	Hg	Sample: bg61323-pds2

Autosampler Loading List

Sample Information File: 071406A.SIF

Methods: Hg_5ppb Shigh

<u>Location</u>	<u>Elements</u>	<u>Solution</u>
0	Hg	Wash Solution
1	Hg	Calib Blank
	Hg	ICCB: 0.0000 µg/L
2	Hg	0.5 ug/L: 0.5 µg/L
3	Hg	1.0 ug/L: 1.0 µg/L
4	Hg	3.0 ug/L: 3.0 µg/L
	Hg	STD 3.0: 3.0000 µg/L
5	Hg	5.0 ug/L: 5.0 µg/L
6	Hg	10.0 ug/L: 10.0 µg/L
7	Hg	ICV: 3.0000 µg/L
74	Hg	Sample: bg61322-bs1
75	Hg	Sample: 0607134-03 x2
76	Hg	Sample: 0607134-06 x2
77	Hg	Sample: 0607134-08 x5
78	Hg	Sample: 0607164-02 x10
79	Hg	Sample: 0607164-04 x5
80	Hg	Sample: 0607164-18 x5

Method Name: Hg_5ppb Shigh
 Method Description: SnCl/Hg read
 Element: Hg

Date: 07/14/2006
 Technique: FI-MHS
 Calibration Type:
 Hg, Calc. Intercept : Linear
 Wavelength: 253.7 nm
 Sample Info Name: 071406A.SIF

Results Data Set Name: 071406ad

Element: Hg Seq. No.: 1 AS Loc.: 1 Date: 07/14/2006
 Sample ID: Calib Blank

Repl #	Sample Conc µg/L	Stnd Conc µg/L	Blncorr Signal	Peak Area	Peak Height	Time	Peak Stored
1			0.0455	0.0455	0.0091	10:13:13	Yes
2			0.0439	0.0439	0.0091	10:13:43	Yes
Mean:			0.0447				
SD :			0.0011				
%RSD:			2.4522				

Auto-zero performed.

Element: Hg Seq. No.: 2 AS Loc.: 2 Date: 07/14/2006
 Sample ID: 0.5 µg/L

Repl #	Sample Conc µg/L	Stnd Conc µg/L	Blncorr Signal	Peak Area	Peak Height	Time	Peak Stored
1			0.0328	0.0775	0.0156	10:15:07	Yes
2			0.0274	0.0721	0.0151	10:15:36	Yes
Mean:			0.0301				
SD :			0.0038				
%RSD:			12.5650				

Method Name: Hg_5ppb Shigh
 Method Description: SnCl/Hg read
 Element: Hg

Date: 07/14/2006
 Technique: FI-MHS
 Calibration Type:
 Hg, Calc. Intercept : Linear
 Wavelength: 253.7 nm
 Sample Info Name: 071406A.SIF

Results Data Set Name: 071406ad

Element: Hg Seq. No.: 3 AS Loc.: 1 Date: 07/14/2006
 Sample ID: Calib Blank

Repl #	Sample Conc µg/L	Stnd Conc µg/L	Blncorr Signal	Peak Area	Peak Height	Time	Peak Stored
1			0.0493	0.0493	0.0092	10:17:48	Yes
2			0.0467	0.0467	0.0089	10:18:17	Yes
Mean:			0.0480				
SD :			0.0019				
%RSD:			3.8634				

Auto-zero performed.

Element: Hg Seq. No.: 4 AS Loc.: 2 Date: 07/14/2006

Sample ID: 0.5 ug/L

Repl #	SampleConc µg/L	StndConc µg/L	BlnkCorr Signal	Peak Area	Peak Height	Time	Peak Stored
1			0.0290	0.0770	0.0148	10:19:40	Yes
2			0.0275	0.0755	0.0147	10:20:09	Yes

Mean: 0.0283
SD : 0.0011
%RSD: 3.7334
[Hg] Standard number 1 applied. [0.50]

Correlation Coefficient: 1.00000

Slope: 0.05653

Intercept : 0.00000

Element: Hg Seq. No.: 5 AS Loc.: 3 Date: 07/14/2006
Sample ID: 1.0 ug/L

Repl #	SampleConc µg/L	StndConc µg/L	BlnkCorr Signal	Peak Area	Peak Height	Time	Peak Stored
1			0.0729	0.1210	0.0233	10:21:33	Yes
2			0.0717	0.1198	0.0234	10:22:02	Yes

Mean: 0.0723
SD : 0.0008
%RSD: 1.1572
[Hg] Standard number 2 applied. [1.00]

Correlation Coefficient: 0.99213

Slope: 0.07234

Intercept : -0.00264

Element: Hg Seq. No.: 6 AS Loc.: 4 Date: 07/14/2006
Sample ID: 3.0 ug/L

Repl #	SampleConc µg/L	StndConc µg/L	BlnkCorr Signal	Peak Area	Peak Height	Time	Peak Stored
1			0.2702	0.3182	0.0622	10:23:26	Yes
2			0.2731	0.3211	0.0625	10:23:55	Yes

Mean: 0.2716
SD : 0.0020
%RSD: 0.7373
[Hg] Standard number 3 applied. [3.00]

Correlation Coefficient: 0.99691

Slope: 0.09304

Intercept : -0.01160

Element: Hg Seq. No.: 7 AS Loc.: 5 Date: 07/14/2006
Sample ID: 5.0 ug/L

Repl #	SampleConc µg/L	StndConc µg/L	BlnkCorr Signal	Peak Area	Peak Height	Time	Peak Stored
1			0.4674	0.5155	0.1002	10:25:21	Yes
2			0.4625	0.5105	0.1000	10:25:50	Yes

Mean: 0.4650
SD : 0.0035
%RSD: 0.7574
[Hg] Standard number 4 applied. [5.00]

Correlation Coefficient: 0.99900

Slope: 0.09509

Intercept : -0.01323

Element: Hg Seq. No.: 8 AS Loc.: 6 Date: 07/14/2006
Sample ID: 10.0 ug/L

Repl #	SampleConc µg/L	StndConc µg/L	BlnkCorr Signal	Peak Area	Peak Height	Time	Peak Stored
--------	--------------------	------------------	--------------------	--------------	----------------	------	----------------

#	µg/L	µg/L	Signal	Area	Height	Stored
1			0.9614	1.0094	0.1971	10:27:17 Yes
2			0.9488	0.9969	0.1965	10:27:46 Yes
Mean:			0.9551			
SD :			0.0089			
%RSD:			0.9270			

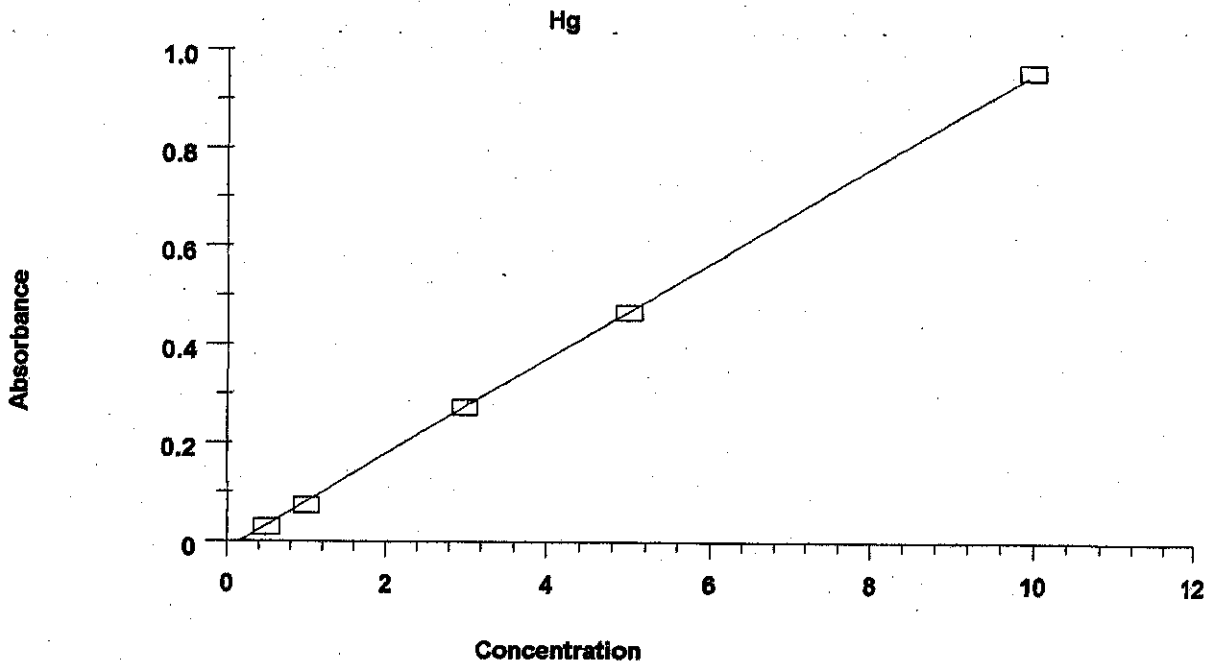
[Hg] Standard number 5 applied. [10.00]
 Correlation Coefficient: 0.99972 Slope: 0.09673
 Intercept : -0.01564

Calibration data for Hg

Standard ID	Mean Signal (Pk Area)	Entered Concentration (µg/L)	Calculated Concentration (µg/L)	Standard Deviation	%RSD
Calib Blank	0.0480	--	--	--	--
0.5 ug/L	0.0283	0.50	0.45	0.001	3.7
1.0 ug/L	0.0723	1.00	0.91	0.001	1.2
3.0 ug/L	0.2716	3.00	2.97	0.002	0.7
5.0 ug/L	0.4650	5.00	4.97	0.004	0.8
10.0 ug/L	0.9551	10.00	10.04	0.009	0.9
Calib Blank	0.0480	--	--	--	--

Correlation Coefficient: 0.99972 Slope: 0.09673 Intercept: -0.0156

cal. good



Element: Hg Seq. No.: 9 AS Loc.: 4 Date: 07/14/2006
 Sample ID: STD 3.0

Repl #	SampleConc µg/L	StndConc µg/L	BlnkCorr Signal	Peak Area	Peak Height	Time	Peak Stored
1	2.98	2.98	0.2726	0.3207	0.0623	10:29:14	Yes
2	2.97	2.97	0.2715	0.3195	0.0624	10:29:43	Yes
Mean:	2.97	2.97	0.2721				
SD :	0.008	0.008	0.0008				

%RSD: 0.3 0.3 0.2976
 QC value within specified limits.

Element: Hg Seq. No.: 10 AS Loc.: 7 Date: 07/14/2006
 Sample ID: ICV

Repl #	SampleConc µg/L	StndConc µg/L	BlnkCorr Signal	Peak Area	Peak Height	Time	Peak Stored
1	2.98	2.98	0.2724	0.3204	0.0621	10:31:10	Yes
2	2.92	2.92	0.2664	0.3144	0.0617	10:31:39	Yes
Mean:	2.95	2.95	0.2694				
SD :	0.044	0.044	0.0043				
%RSD:	1.5	1.5	1.5809				

QC value within specified limits.

Element: Hg Seq. No.: 11 AS Loc.: 1 Date: 07/14/2006
 Sample ID: ICCB

Repl #	SampleConc µg/L	StndConc µg/L	BlnkCorr Signal	Peak Area	Peak Height	Time	Peak Stored
1	0.16	0.16	-0.0003	0.0477	0.0091	10:33:03	Yes
2	0.18	0.18	0.0014	0.0494	0.0093	10:33:32	Yes
Mean:	0.17	0.17	0.0005				
SD :	0.012	0.012	0.0011				
%RSD:	7.1	7.1	213.5465				

QC value within specified limits.

Element: Hg Seq. No.: 12 AS Loc.: 9 Date: 07/14/2006
 Sample ID: bg61322-blk1

Repl #	SampleConc µg/L	StndConc µg/L	BlnkCorr Signal	Peak Area	Peak Height	Time	Peak Stored
1	-0.16	-0.16	-0.0313	0.0167	0.0028	10:34:56	Yes
2	-0.19	-0.19	-0.0345	0.0135	0.0025	10:35:25	Yes
Mean:	-0.18	-0.18	-0.0329				
SD :	0.023	0.023	0.0022				
%RSD:	13.0	13.0	6.8203				

ND

Element: Hg Seq. No.: 13 AS Loc.: 10 Date: 07/14/2006
 Sample ID: bg61322-bs1

Repl #	SampleConc µg/L	StndConc µg/L	BlnkCorr Signal	Peak Area	Peak Height	Time	Peak Stored
1	4.16	4.16	0.3868	0.4348	0.0838	10:36:48	Yes
2	4.06	4.06	0.3768	0.4248	0.0837	10:37:17	Yes
Mean:	4.11	4.11	0.3818				
SD :	0.073	0.073	0.0071				
%RSD:	1.8	1.8	1.8560				

13770 => rem

Element: Hg Seq. No.: 14 AS Loc.: 11 Date: 07/14/2006
 Sample ID: bg61322-bsd1

Repl #	SampleConc µg/L	StndConc µg/L	BlnkCorr Signal	Peak Area	Peak Height	Time	Peak Stored
1	2.83	2.83	0.2581	0.3061	0.0595	10:38:40	Yes
2	2.83	2.83	0.2584	0.3064	0.0597	10:39:10	Yes
Mean:	2.83	2.83	0.2583				
SD :	0.002	0.002	0.0002				

9490 3.43 - 2.83 *100 - 1770*
 3.13

%RSD:

Element: Hg Seq. No.: 15 AS Loc.: 12 Date: 07/14/2006
 Sample ID: bg61322-srml x10

Repl #	Sample Conc µg/L	Stnd Conc µg/L	Blncorr Signal	Peak Area	Peak Height	Time	Peak Stored
1	4.47	4.47	0.4169	0.4649	0.0851	10:40:35	Yes
2	4.45	4.45	0.4144	0.4624	0.0852	10:41:04	Yes
Mean:	4.46	4.46	0.4156				
SD :	0.018	0.018	0.0018				
%RSD:	0.4	0.4	0.4290				

$\frac{4.46(10)(40)}{0.6(1000)} = 2.97$

Element: Hg Seq. No.: 16 AS Loc.: 13 Date: 07/14/2006
 Sample ID: 0607134-01

Repl #	Sample Conc µg/L	Stnd Conc µg/L	Blncorr Signal	Peak Area	Peak Height	Time	Peak Stored
1	3.50	3.50	0.3224	0.3705	0.0722	10:42:28	Yes
2	3.46	3.46	0.3188	0.3668	0.0717	10:42:58	Yes
Mean:	3.48	3.48	0.3206				
SD :	0.027	0.027	0.0026				
%RSD:	0.8	0.8	0.8097				

Element: Hg Seq. No.: 17 AS Loc.: 14 Date: 07/14/2006
 Sample ID: 0607134-02

Repl #	Sample Conc µg/L	Stnd Conc µg/L	Blncorr Signal	Peak Area	Peak Height	Time	Peak Stored
1	0.32	0.32	0.0150	0.0630	0.0114	10:44:24	Yes
2	0.29	0.29	0.0125	0.0605	0.0108	10:44:53	Yes
Mean:	0.30	0.30	0.0137				
SD :	0.018	0.018	0.0017				
%RSD:	5.9	5.9	12.6009				

Element: Hg Seq. No.: 18 AS Loc.: 15 Date: 07/14/2006
 Sample ID: 0607134-03

Repl #	Sample Conc µg/L	Stnd Conc µg/L	Blncorr Signal	Peak Area	Peak Height	Time	Peak Stored
1	12.58	12.58	1.2007	1.2488	0.2405	10:46:20	Yes
2	12.57	12.57	1.2001	1.2481	0.2425	10:46:49	Yes
Mean:	12.57	12.57	1.2004				
SD :	0.005	0.005	0.0005				
%RSD:							

Sample absorbance is greater than that of the highest standard.
 Sample absorbance is greater than that of the highest standard.
 Sample absorbance is greater than that of the highest standard.

Element: Hg Seq. No.: 19 AS Loc.: 16 Date: 07/14/2006
 Sample ID: 0607134-04

Repl #	Sample Conc µg/L	Stnd Conc µg/L	Blncorr Signal	Peak Area	Peak Height	Time	Peak Stored
1	4.90	4.90	0.4579	0.5059	0.0974	10:48:18	Yes
2	4.91	4.91	0.4589	0.5069	0.0981	10:48:47	Yes
Mean:	4.90	4.90	0.4584				
SD :	0.007	0.007	0.0007				

%RSD: 0.1 0.1 0.1547

Element: Hg Seq. No.: 20 AS Loc.: 17 Date: 07/14/2006
Sample ID: 0607134-05

Repl #	SampleConc µg/L	StndConc µg/L	Blncorr Signal	Peak Area	Peak Height	Time	Peak Stored
1	6.49	6.49	0.6116	0.6597	0.1290	10:50:13	Yes
2	6.23	6.23	0.5871	0.6351	0.1249	10:50:42	Yes
Mean:	6.36	6.36	0.5994				
SD :	0.180	0.180	0.0174				
%RSD:	2.8	2.8	2.8975				

Element: Hg Seq. No.: 21 AS Loc.: 18 Date: 07/14/2006
Sample ID: 0607134-06

Repl #	SampleConc µg/L	StndConc µg/L	Blncorr Signal	Peak Area	Peak Height	Time	Peak Stored
1	13.02	13.02	1.2441	1.2921	0.2435	10:52:04	Yes
Sample absorbance is greater than that of the highest standard.							
2	13.07	13.07	1.2490	1.2970	0.2455	10:52:33	Yes
Sample absorbance is greater than that of the highest standard.							
Mean:	13.05	13.05	1.2465				
SD :	0.036	0.036	0.0034				
%RSD:	0.3	0.3	0.2761				
Sample absorbance is greater than that of the highest standard.							

Element: Hg Seq. No.: 22 AS Loc.: 4 Date: 07/14/2006
Sample ID: STD 3.0

Repl #	SampleConc µg/L	StndConc µg/L	Blncorr Signal	Peak Area	Peak Height	Time	Peak Stored
1	2.89	2.89	0.2636	0.3117	0.0609	10:53:57	Yes
2	2.91	2.91	0.2659	0.3140	0.0616	10:54:26	Yes
Mean:	2.90	2.90	0.2648				
SD :	0.017	0.017	0.0016				
%RSD:	0.6	0.6	0.6134				
QC value within specified limits.							

Element: Hg Seq. No.: 23 AS Loc.: 1 Date: 07/14/2006
Sample ID: ICCB

Repl #	SampleConc µg/L	StndConc µg/L	Blncorr Signal	Peak Area	Peak Height	Time	Peak Stored
1	0.16	0.16	-0.0005	0.0475	0.0090	10:55:58	Yes
2	0.15	0.15	-0.0013	0.0467	0.0090	10:56:28	Yes
Mean:	0.15	0.15	-0.0009				
SD :	0.006	0.006	0.0006				
%RSD:	3.9	3.9	62.8272				
QC value within specified limits.							

Element: Hg Seq. No.: 24 AS Loc.: 19 Date: 07/14/2006
Sample ID: 0607134-07

Repl #	SampleConc µg/L	StndConc µg/L	Blncorr Signal	Peak Area	Peak Height	Time	Peak Stored
1	2.85	2.85	0.2600	0.3080	0.0586	10:57:51	Yes
2	2.84	2.84	0.2590	0.3070	0.0588	10:58:20	Yes

Mean: 2.84 2.84 0.2595
 SD : 0.008 0.008 0.0007
 %RSD: 0.3 0.3 0.2881

Element: Hg Seq. No.: 25 AS Loc.: 20 Date: 07/14/2006
 Sample ID: 0607134-08

Repl #	SampleConc µg/L	StndConc µg/L	BlnkCorr Signal	Peak Area	Peak Height	Time	Peak Stored
1	15.16	15.16	1.4511	1.4991	0.2878	10:59:43	Yes
Sample absorbance is greater than that of the highest standard.							
2	15.11	15.11	1.4460	1.4741	0.2891	11:00:12	Yes
Sample absorbance is greater than that of the highest standard.							
Mean:	15.14	15.14	1.4486				
SD :	0.037	0.037	0.0036				
%RSD:	0.2	0.2	0.2463				
Sample absorbance is greater than that of the highest standard.							

Element: Hg Seq. No.: 26 AS Loc.: 21 Date: 07/14/2006
 Sample ID: 0607134-09

Repl #	SampleConc µg/L	StndConc µg/L	BlnkCorr Signal	Peak Area	Peak Height	Time	Peak Stored
1	1.21	1.21	0.1011	0.1491	0.0280	11:01:35	Yes
2	1.19	1.19	0.0993	0.1474	0.0279	11:02:04	Yes
Mean:	1.20	1.20	0.1002				
SD :	0.013	0.013	0.0013				
%RSD:	1.1	1.1	1.2537				

Element: Hg Seq. No.: 27 AS Loc.: 22 Date: 07/14/2006
 Sample ID: bg61322-dup1

Repl #	SampleConc µg/L	StndConc µg/L	BlnkCorr Signal	Peak Area	Peak Height	Time	Peak Stored
1	1.31	1.31	0.1115	0.1595	0.0302	11:03:27	Yes
2	1.28	1.28	0.1078	0.1559	0.0301	11:03:56	Yes
Mean:	1.30	1.30	0.1097				
SD :	0.027	0.027	0.0026				
%RSD:	2.1	2.1	2.3666				

$\frac{1.30 - 1.20}{1.25} \cdot 100 = 8.0\%$

Element: Hg Seq. No.: 28 AS Loc.: 23 Date: 07/14/2006
 Sample ID: bg61322-ms1

Repl #	SampleConc µg/L	StndConc µg/L	BlnkCorr Signal	Peak Area	Peak Height	Time	Peak Stored
1	5.16	5.16	0.4837	0.5318	0.1022	11:05:21	Yes
2	5.15	5.15	0.4826	0.5306	0.1027	11:05:50	Yes
Mean:	5.16	5.16	0.4832				
SD :	0.009	0.009	0.0008				
%RSD:	0.2	0.2	0.1726				

$\frac{5.16 - 1.20}{3} \cdot 100 = 132.7\%$

Element: Hg Seq. No.: 29 AS Loc.: 24 Date: 07/14/2006
 Sample ID: bg61322-msd1

Repl #	SampleConc µg/L	StndConc µg/L	BlnkCorr Signal	Peak Area	Peak Height	Time	Peak Stored
1	4.49	4.49	0.4189	0.4669	0.0896	11:07:15	Yes
2	4.46	4.46	0.4158	0.4638	0.0899	11:07:44	Yes

Mean: 4.48 4.48 0.4173
 SD : 0.022 0.022 0.0021
 %RSD: 0.5 0.5 0.5144

$$\frac{4.48 - 1.70}{3} \cdot 100 = 109\%$$

$$\frac{5.16 - 4.48}{4.82} \cdot 100 = 14\%$$

Element: Hg Seq. No.: 30 AS Loc.: 25 Date: 07/14/2006
 Sample ID: bg61322-sd1 x5

Repl #	SampleConc µg/L	StndConc µg/L	Blncorr Signal	Peak Area	Peak Height	Time	Peak Stored
1	-0.07	-0.07	-0.0227	0.0253	0.0048	11:09:09	Yes
2	-0.08	-0.08	-0.0231	0.0249	0.0048	11:09:38	Yes
Mean:	-0.08	-0.08	-0.0229				
SD :	0.003	0.003	0.0003				
%RSD:	3.5	3.5	1.1045				

ND

Element: Hg Seq. No.: 31 AS Loc.: 26 Date: 07/14/2006
 Sample ID: bg61322-pds1

Repl #	SampleConc µg/L	StndConc µg/L	Blncorr Signal	Peak Area	Peak Height	Time	Peak Stored
1	4.37	4.37	0.4070	0.4550	0.0880	11:11:04	Yes
2	4.30	4.30	0.4000	0.4480	0.0880	11:11:33	Yes
Mean:	4.33	4.33	0.4035				
SD :	0.051	0.051	0.0049				
%RSD:	1.2	1.2	1.2258				

$\frac{4.33 - 1.20}{3} \cdot 100 = 104\%$

Element: Hg Seq. No.: 32 AS Loc.: 27 Date: 07/14/2006
 Sample ID: 0607141-01

Repl #	SampleConc µg/L	StndConc µg/L	Blncorr Signal	Peak Area	Peak Height	Time	Peak Stored
1	0.26	0.26	0.0097	0.0577	0.0100	11:12:58	Yes
2	0.18	0.18	0.0019	0.0500	0.0093	11:13:28	Yes
Mean:	0.22	0.22	0.0058				
SD :	0.057	0.057	0.0055				
%RSD:	25.6	25.6	94.3843				

ND

Element: Hg Seq. No.: 33 AS Loc.: 28 Date: 07/14/2006
 Sample ID: 0607141-02

Repl #	SampleConc µg/L	StndConc µg/L	Blncorr Signal	Peak Area	Peak Height	Time	Peak Stored
1	0.20	0.20	0.0041	0.0522	0.0097	11:14:54	Yes
2	0.19	0.19	0.0028	0.0508	0.0096	11:15:24	Yes
Mean:	0.20	0.20	0.0034				
SD :	0.010	0.010	0.0010				
%RSD:	5.1	5.1	28.3765				

ND

Element: Hg Seq. No.: 34 AS Loc.: 4 Date: 07/14/2006
 Sample ID: STD 3.0

Repl #	SampleConc µg/L	StndConc µg/L	Blncorr Signal	Peak Area	Peak Height	Time	Peak Stored
1	2.95	2.95	0.2702	0.3182	0.0617	11:16:50	Yes
2	2.97	2.97	0.2718	0.3199	0.0620	11:17:19	Yes
Mean:	2.96	2.96	0.2710				
SD :	0.012	0.012	0.0012				
%RSD:	0.4	0.4	0.4400				

QC value within specified limits.

Element: Hg Seq. No.: 35 AS Loc.: 1 Date: 07/14/2006
 Sample ID: ICCB

Repl #	SampleConc µg/L	StndConc µg/L	Blncorr Signal	Peak Area	Peak Height	Time	Peak Stored
1	0.14	0.14	-0.0019	0.0461	0.0088	11:18:43	Yes
2	0.16	0.16	-0.0007	0.0474	0.0090	11:19:12	Yes
Mean:	0.15	0.15	-0.0013				
SD :	0.009	0.009	0.0009				
%RSD:	6.2	6.2	69.3412				

QC value within specified limits.

Element: Hg Seq. No.: 36 AS Loc.: 29 Date: 07/14/2006
 Sample ID: 0607141-03

Repl #	SampleConc µg/L	StndConc µg/L	Blncorr Signal	Peak Area	Peak Height	Time	Peak Stored
1	0.35	0.35	0.0181	0.0662	0.0124	11:20:37	Yes
2	0.30	0.30	0.0131	0.0611	0.0119	11:21:06	Yes
Mean:	0.32	0.32	0.0156				
SD :	0.037	0.037	0.0036				
%RSD:	11.4	11.4	22.8222				

ND

Element: Hg Seq. No.: 37 AS Loc.: 30 Date: 07/14/2006
 Sample ID: 0607141-04

Repl #	SampleConc µg/L	StndConc µg/L	Blncorr Signal	Peak Area	Peak Height	Time	Peak Stored
1	-0.09	-0.09	-0.0245	0.0235	0.0041	11:22:33	Yes
2	-0.11	-0.11	-0.0266	0.0214	0.0039	11:23:02	Yes
Mean:	-0.10	-0.10	-0.0256				
SD :	0.016	0.016	0.0015				
%RSD:	15.2	15.2	5.9084				

ND

Element: Hg Seq. No.: 38 AS Loc.: 31 Date: 07/14/2006
 Sample ID: bg61322-dup2

Repl #	SampleConc µg/L	StndConc µg/L	Blncorr Signal	Peak Area	Peak Height	Time	Peak Stored
1	-0.14	-0.14	-0.0292	0.0189	0.0035	11:24:30	Yes
2	-0.11	-0.11	-0.0262	0.0218	0.0038	11:25:00	Yes
Mean:	-0.12	-0.12	-0.0277				
SD :	0.022	0.022	0.0021				
%RSD:	17.5	17.5	7.6081				

ND

Element: Hg Seq. No.: 39 AS Loc.: 32 Date: 07/14/2006
 Sample ID: bg61322-ms2

Repl #	SampleConc µg/L	StndConc µg/L	Blncorr Signal	Peak Area	Peak Height	Time	Peak Stored
1	2.92	2.92	0.2672	0.3152	0.0600	11:26:25	Yes
2	2.91	2.91	0.2660	0.3140	0.0603	11:26:54	Yes
Mean:	2.92	2.92	0.2666				
SD :	0.009	0.009	0.0009				
%RSD:	0.3	0.3	0.3226				

9770

Element: Hg Seq. No.: 40 AS Loc.: 33 Date: 07/14/2006
 Sample ID: bg61322-msd2

Repl #	SampleConc µg/L	StndConc µg/L	Blncorr Signal	Peak Area	Peak Height	Time	Peak Stored
1	2.94	2.94	0.2688	0.3169	0.0605	11:28:14	Yes
2	2.94	2.94	0.2685	0.3165	0.0608	11:28:44	Yes
Mean:	2.94	2.94	0.2686				
SD :	0.003	0.003	0.0003				
%RSD:			0.1020				

9870 $\frac{2.94 \cdot 2.94}{2.93} = 1.96$

Element: Hg Seq. No.: 41 AS Loc.: 34 Date: 07/14/2006
 Sample ID: bg61322-sd2 x5

Repl #	SampleConc µg/L	StndConc µg/L	Blncorr Signal	Peak Area	Peak Height	Time	Peak Stored
1	-0.32	-0.32	-0.0466	0.0014	0.0006	11:30:05	Yes
2	-0.28	-0.28	-0.0429	0.0051	0.0010	11:30:34	Yes
Mean:	-0.30	-0.30	-0.0448				
SD :	0.027	0.027	0.0026				
%RSD:	9.1	9.1	5.9143				

ND

Element: Hg Seq. No.: 42 AS Loc.: 35 Date: 07/14/2006
 Sample ID: bg61322-pds2

Repl #	SampleConc µg/L	StndConc µg/L	Blncorr Signal	Peak Area	Peak Height	Time	Peak Stored
1	2.91	2.91	0.2654	0.3135	0.0602	11:31:56	Yes
2	2.90	2.90	0.2650	0.3130	0.0608	11:32:25	Yes
Mean:	2.90	2.90	0.2652				
SD :	0.003	0.003	0.0003				
%RSD:	0.1	0.1	0.1146				

9790

Element: Hg Seq. No.: 43 AS Loc.: 36 Date: 07/14/2006
 Sample ID: 0607164-01

Repl #	SampleConc µg/L	StndConc µg/L	Blncorr Signal	Peak Area	Peak Height	Time	Peak Stored
1	5.59	5.59	0.5250	0.5730	0.1098	11:33:48	Yes
2	5.57	5.57	0.5230	0.5710	0.1100	11:34:16	Yes
Mean:	5.58	5.58	0.5240				
SD :	0.014	0.014	0.0014				
%RSD:	0.3	0.3	0.2658				

Element: Hg Seq. No.: 44 AS Loc.: 37 Date: 07/14/2006
 Sample ID: 0607164-02

Repl #	SampleConc µg/L	StndConc µg/L	Blncorr Signal	Peak Area	Peak Height	Time	Peak Stored
1	32.43	32.43	3.1213	3.1694	0.5907	11:35:39	Yes
2	32.15	32.15	3.0940	3.1420	0.5896	11:36:09	Yes
Mean:	32.29	32.29	3.1077				
SD :	0.200	0.200	0.0193				
%RSD:	0.6	0.6	0.6215				

Sample absorbance is greater than that of the highest standard.
 Sample absorbance is greater than that of the highest standard.
 Sample absorbance is greater than that of the highest standard.

Element: Hg Seq. No.: 45 AS Loc.: 38 Date: 07/14/2006
 Sample ID: 0607164-03

Repl #	SampleConc µg/L	StndConc µg/L	Blncorr Signal	Peak Area	Peak Height	Time	Peak Stored
1	3.26	3.26	0.2995	0.3475	0.0672	11:37:32	Yes
2	3.24	3.24	0.2974	0.3454	0.0673	11:38:01	Yes
Mean:	3.25	3.25	0.2984				
SD :	0.015	0.015	0.0015				
%RSD:	0.5	0.5	0.5005				

Element: Hg Seq. No.: 46 AS Loc.: 4 Date: 07/14/2006
 Sample ID: STD 3.0

Repl #	SampleConc µg/L	StndConc µg/L	Blncorr Signal	Peak Area	Peak Height	Time	Peak Stored
1	2.97	2.97	0.2717	0.3197	0.0624	11:39:26	Yes
2	2.96	2.96	0.2711	0.3191	0.0625	11:39:55	Yes
Mean:	2.97	2.97	0.2714				
SD :	0.005	0.005	0.0005				
%RSD:	0.2	0.2	0.1685				

QC value within specified limits.

Element: Hg Seq. No.: 47 AS Loc.: 1 Date: 07/14/2006
 Sample ID: ICCB

Repl #	SampleConc µg/L	StndConc µg/L	Blncorr Signal	Peak Area	Peak Height	Time	Peak Stored
1	0.16	0.16	-0.0001	0.0479	0.0090	11:41:18	Yes
2	0.14	0.14	-0.0020	0.0460	0.0090	11:41:48	Yes
Mean:	0.15	0.15	-0.0010				
SD :	0.014	0.014	0.0014				
%RSD:	9.3	9.3	131.0592				

QC value within specified limits.

Element: Hg Seq. No.: 48 AS Loc.: 39 Date: 07/14/2006
 Sample ID: 0607164-04

Repl #	SampleConc µg/L	StndConc µg/L	Blncorr Signal	Peak Area	Peak Height	Time	Peak Stored
1	17.51	17.51	1.6778	1.7258	0.3280	11:43:11	Yes
Sample absorbance is greater than that of the highest standard.							
2	17.24	17.24	1.6515	1.6995	0.3272	11:43:41	Yes
Sample absorbance is greater than that of the highest standard.							
Mean:	17.37	17.37	1.6646				
SD :	0.192	0.192	0.0186				
%RSD:	1.1	1.1	1.1158				

Sample absorbance is greater than that of the highest standard.

Element: Hg Seq. No.: 49 AS Loc.: 40 Date: 07/14/2006
 Sample ID: bg61323-blk1

Repl #	SampleConc µg/L	StndConc µg/L	Blncorr Signal	Peak Area	Peak Height	Time	Peak Stored
1	-0.22	-0.22	-0.0370	0.0111	0.0022	11:45:05	Yes
2	-0.20	-0.20	-0.0354	0.0126	0.0023	11:45:36	Yes
Mean:	-0.21	-0.21	-0.0362				
SD :	0.011	0.011	0.0011				

%RSD: 5.4 5.4 3.0409

Element: Hg Seq. No.: 50 AS Loc.: 41 Date: 07/14/2006
Sample ID: bg61323-bs1

Repl #	Sample Conc µg/L	Stnd Conc µg/L	Blk Corr Signal	Peak Area	Peak Height	Time	Peak Stored
1	2.78	2.78	0.2528	0.3008	0.0586	11:46:59	Yes
2	2.79	2.79	0.2540	0.3020	0.0591	11:47:28	Yes
Mean:	2.78	2.78	0.2534				
SD :	0.008	0.008	0.0008				
%RSD:	0.3	0.3	0.3211				

9370

Element: Hg Seq. No.: 51 AS Loc.: 42 Date: 07/14/2006
Sample ID: bg61323-bsd1

Repl #	Sample Conc µg/L	Stnd Conc µg/L	Blk Corr Signal	Peak Area	Peak Height	Time	Peak Stored
1	2.73	2.73	0.2482	0.2962	0.0574	11:48:53	Yes
2	2.75	2.75	0.2502	0.2982	0.0580	11:49:22	Yes
Mean:	2.74	2.74	0.2492				
SD :	0.015	0.015	0.0014				
%RSD:	0.5	0.5	0.5720				

9770
 $\frac{2.78-2.74}{2.76} \cdot 100 = 1.45$

Element: Hg Seq. No.: 52 AS Loc.: 43 Date: 07/14/2006
Sample ID: bg61323-srml x10

Repl #	Sample Conc µg/L	Stnd Conc µg/L	Blk Corr Signal	Peak Area	Peak Height	Time	Peak Stored
1	4.42	4.42	0.4122	0.4602	0.0858	11:50:47	Yes
2	4.36	4.36	0.4061	0.4541	0.0857	11:51:16	Yes
Mean:	4.39	4.39	0.4091				
SD :	0.044	0.044	0.0043				
%RSD:	1.0	1.0	1.0479				

$\frac{4.39(10)(40)}{0.6(1000)} = 2.93$

Element: Hg Seq. No.: 53 AS Loc.: 44 Date: 07/14/2006
Sample ID: 0607164-05

Repl #	Sample Conc µg/L	Stnd Conc µg/L	Blk Corr Signal	Peak Area	Peak Height	Time	Peak Stored
1	9.51	9.51	0.9046	0.9526	0.1829	11:52:45	Yes
2	9.45	9.45	0.8989	0.9469	0.1837	11:53:14	Yes
Mean:	9.48	9.48	0.9017				
SD :	0.042	0.042	0.0040				
%RSD:	0.4	0.4	0.4462				

Element: Hg Seq. No.: 54 AS Loc.: 45 Date: 07/14/2006
Sample ID: 0607164-06

Repl #	Sample Conc µg/L	Stnd Conc µg/L	Blk Corr Signal	Peak Area	Peak Height	Time	Peak Stored
1	8.48	8.48	0.8041	0.8522	0.1650	11:54:42	Yes
2	8.52	8.52	0.8081	0.8562	0.1651	11:55:11	Yes
Mean:	8.50	8.50	0.8061				
SD :	0.029	0.029	0.0028				
%RSD:	0.3	0.3	0.3509				

Element: Hg Seq. No.: 55 AS Loc.: 46 Date: 07/14/2006
 Sample ID: 0607164-07

Repl #	SampleConc µg/L	StndConc µg/L	BlkCorr Signal	Peak Area	Peak Height	Time	Peak Stored
1	2.89	2.89	0.2641	0.3121	0.0603	11:56:38	Yes
2	2.93	2.93	0.2682	0.3162	0.0609	11:57:07	Yes
Mean:	2.91	2.91	0.2661				
SD :	0.030	0.030	0.0029				
%RSD:	1.0	1.0	1.0904				

Element: Hg Seq. No.: 56 AS Loc.: 47 Date: 07/14/2006
 Sample ID: 0607164-08

Repl #	SampleConc µg/L	StndConc µg/L	BlkCorr Signal	Peak Area	Peak Height	Time	Peak Stored
1	8.02	8.02	0.7604	0.8084	0.1559	11:58:35	Yes
2	7.97	7.97	0.7552	0.8032	0.1559	11:59:03	Yes
Mean:	8.00	8.00	0.7578				
SD :	0.038	0.038	0.0036				
%RSD:	0.5	0.5	0.4796				

Element: Hg Seq. No.: 57 AS Loc.: 48 Date: 07/14/2006
 Sample ID: 0607164-09

Repl #	SampleConc µg/L	StndConc µg/L	BlkCorr Signal	Peak Area	Peak Height	Time	Peak Stored
1	7.09	7.09	0.6703	0.7183	0.1389	12:00:28	Yes
2	7.10	7.10	0.6708	0.7188	0.1397	12:00:58	Yes
Mean:	7.09	7.09	0.6706				
SD :	0.004	0.004	0.0003				
%RSD:							

Element: Hg Seq. No.: 58 AS Loc.: 4 Date: 07/14/2006
 Sample ID: STD 3.0

Repl #	SampleConc µg/L	StndConc µg/L	BlkCorr Signal	Peak Area	Peak Height	Time	Peak Stored
1	2.97	2.97	0.2715	0.3196	0.0622	12:02:21	Yes
2	2.95	2.95	0.2698	0.3178	0.0623	12:02:50	Yes
Mean:	2.96	2.96	0.2707				
SD :	0.013	0.013	0.0013				
%RSD:	0.4	0.4	0.4693				

QC value within specified limits.

Element: Hg Seq. No.: 59 AS Loc.: 1 Date: 07/14/2006
 Sample ID: ICCB

Repl #	SampleConc µg/L	StndConc µg/L	BlkCorr Signal	Peak Area	Peak Height	Time	Peak Stored
1	0.14	0.14	-0.0026	0.0455	0.0087	12:04:14	Yes
2	0.14	0.14	-0.0025	0.0455	0.0088	12:04:44	Yes
Mean:	0.14	0.14	-0.0025				
SD :	0.000	0.000	0.0000				
%RSD:			0.4914				

QC value within specified limits.

Element: Hg Seq. No.: 60 AS Loc.: 49 Date: 07/14/2006

Sample ID: 0607164-10

Repl #	SampleConc µg/L	StndConc µg/L	BlkCorr Signal	Peak Area	Peak Height	Time	Peak Stored
1	0.07	0.07	-0.0092	0.0389	0.0072	12:06:06	Yes
2	0.05	0.05	-0.0104	0.0376	0.0070	12:06:36	Yes
Mean:	0.06	0.06	-0.0098				
SD :	0.009	0.009	0.0009				
%RSD:	15.1	15.1	9.0516				

Element: Hg Seq. No.: 61 AS Loc.: 50 Date: 07/14/2006
Sample ID: bg61323-dup1

Repl #	SampleConc µg/L	StndConc µg/L	BlkCorr Signal	Peak Area	Peak Height	Time	Peak Stored
1	0.05	0.05	-0.0110	0.0371	0.0068	12:07:56	Yes
2	0.02	0.02	-0.0141	0.0339	0.0066	12:08:26	Yes
Mean:	0.03	0.03	-0.0126				
SD :	0.023	0.023	0.0022				
%RSD:	72.6	72.6	17.8923				

Element: Hg Seq. No.: 62 AS Loc.: 51 Date: 07/14/2006
Sample ID: bg61323-ms1

Repl #	SampleConc µg/L	StndConc µg/L	BlkCorr Signal	Peak Area	Peak Height	Time	Peak Stored
1	3.11	3.11	0.2852	0.3333	0.0633	12:09:47	Yes
2	3.11	3.11	0.2852	0.3332	0.0637	12:10:16	Yes
Mean:	3.11	3.11	0.2852				
SD :	0.000	0.000	0.0000				
%RSD:							

Element: Hg Seq. No.: 63 AS Loc.: 52 Date: 07/14/2006
Sample ID: bg61323-msd1

Repl #	SampleConc µg/L	StndConc µg/L	BlkCorr Signal	Peak Area	Peak Height	Time	Peak Stored
1	3.18	3.18	0.2917	0.3397	0.0649	12:11:39	Yes
2	3.16	3.16	0.2902	0.3382	0.0651	12:12:08	Yes
Mean:	3.17	3.17	0.2910				
SD :	0.011	0.011	0.0010				
%RSD:	0.3	0.3	0.3608				

$\frac{3.17 - 3.11}{3.14} \cdot 100 = 2.70$

Element: Hg Seq. No.: 64 AS Loc.: 53 Date: 07/14/2006
Sample ID: bg61323-sd1 x5

Repl #	SampleConc µg/L	StndConc µg/L	BlkCorr Signal	Peak Area	Peak Height	Time	Peak Stored
1	-0.25	-0.25	-0.0397	0.0083	0.0014	12:13:31	Yes
2	-0.28	-0.28	-0.0432	0.0048	0.0013	12:14:00	Yes
Mean:	-0.27	-0.27	-0.0415				
SD :	0.025	0.025	0.0024				
%RSD:	9.5	9.5	5.8913				

Element: Hg Seq. No.: 65 AS Loc.: 54 Date: 07/14/2006
Sample ID: bg61323-pds1

Repl #	SampleConc µg/L	StndConc µg/L	BlkCorr Signal	Peak Area	Peak Height	Time	Peak Stored
--------	--------------------	------------------	-------------------	--------------	----------------	------	----------------

#	µg/L	µg/L	Signal	Area	Height	Time	Stored
1	3.15	3.15	0.2895	0.3375	0.0648	12:15:23	Yes
2	3.13	3.13	0.2870	0.3350	0.0649	12:15:53	Yes
Mean:	3.14	3.14	0.2882				
SD :	0.018	0.018	0.0018				
%RSD:	0.6	0.6	0.6185				

10590

Element: Hg Seq. No.: 66 AS Loc.: 55 Date: 07/14/2006
Sample ID: 0607164-11

Repl #	SampleConc µg/L	StndConc µg/L	Blncorr Signal	Peak Area	Peak Height	Time	Peak Stored
1	0.29	0.29	0.0125	0.0605	0.0114	12:17:16	Yes
2	0.29	0.29	0.0123	0.0603	0.0114	12:17:45	Yes
Mean:	0.29	0.29	0.0124				
SD :	0.002	0.002	0.0001				
%RSD:	0.5	0.5	1.1920				

ND

Element: Hg Seq. No.: 67 AS Loc.: 56 Date: 07/14/2006
Sample ID: 0607164-12

Repl #	SampleConc µg/L	StndConc µg/L	Blncorr Signal	Peak Area	Peak Height	Time	Peak Stored
1	0.01	0.01	-0.0151	0.0329	0.0061	12:19:09	Yes
2	-0.04	-0.04	-0.0193	0.0287	0.0058	12:19:39	Yes
Mean:	-0.02	-0.02	-0.0172				
SD :	0.031	0.031	0.0030				
%RSD:	193.4	193.4	17.2850				

ND

Element: Hg Seq. No.: 68 AS Loc.: 57 Date: 07/14/2006
Sample ID: 0607164-13

Repl #	SampleConc µg/L	StndConc µg/L	Blncorr Signal	Peak Area	Peak Height	Time	Peak Stored
1	0.26	0.26	0.0091	0.0571	0.0111	12:21:04	Yes
2	0.29	0.29	0.0125	0.0605	0.0114	12:21:33	Yes
Mean:	0.27	0.27	0.0108				
SD :	0.025	0.025	0.0024				
%RSD:	9.1	9.1	22.1915				

ND

Element: Hg Seq. No.: 69 AS Loc.: 58 Date: 07/14/2006
Sample ID: 0607164-14

Repl #	SampleConc µg/L	StndConc µg/L	Blncorr Signal	Peak Area	Peak Height	Time	Peak Stored
1	3.75	3.75	0.3475	0.3956	0.0758	12:22:58	Yes
2	3.70	3.70	0.3421	0.3901	0.0757	12:23:28	Yes
Mean:	3.73	3.73	0.3448				
SD :	0.040	0.040	0.0038				
%RSD:	1.1	1.1	1.1086				

Element: Hg Seq. No.: 70 AS Loc.: 4 Date: 07/14/2006
Sample ID: STD 3.0

Repl #	SampleConc µg/L	StndConc µg/L	Blncorr Signal	Peak Area	Peak Height	Time	Peak Stored
1	3.03	3.03	0.2775	0.3255	0.0626	12:24:53	Yes
2	3.00	3.00	0.2747	0.3227	0.0627	12:25:22	Yes

Mean: 3.02 3.02 0.2761
 SD : 0.021 0.021 0.0020
 %RSD: 0.7 0.7 0.7270
 QC value within specified limits. ✓

Element: Hg Seq. No.: 71 AS Loc.: 1 Date: 07/14/2006
 Sample ID: ICCB

Repl #	SampleConc µg/L	StndConc µg/L	Blncorr Signal	Peak Area	Peak Height	Time	Peak Stored
1	0.14	0.14	-0.0024	0.0456	0.0087	12:26:46	Yes
2	0.11	0.11	-0.0047	0.0434	0.0085	12:27:15	Yes
Mean:	0.13	0.13	-0.0036				
SD :	0.016	0.016	0.0016				
%RSD:	13.1	13.1	44.4730				

QC value within specified limits. ✓

Element: Hg Seq. No.: 72 AS Loc.: 59 Date: 07/14/2006
 Sample ID: 0607164-15

Repl #	SampleConc µg/L	StndConc µg/L	Blncorr Signal	Peak Area	Peak Height	Time	Peak Stored
1	0.12	0.12	-0.0036	0.0444	0.0087	12:28:39	Yes
2	0.16	0.16	-0.0003	0.0477	0.0090	12:29:09	Yes
Mean:	0.14	0.14	-0.0019				
SD :	0.024	0.024	0.0023				
%RSD:	17.1	17.1	121.3757				

ND

Element: Hg Seq. No.: 73 AS Loc.: 60 Date: 07/14/2006
 Sample ID: 0607164-16

Repl #	SampleConc µg/L	StndConc µg/L	Blncorr Signal	Peak Area	Peak Height	Time	Peak Stored
1	0.26	0.26	0.0094	0.0575	0.0106	12:30:34	Yes
2	0.21	0.21	0.0051	0.0532	0.0103	12:31:04	Yes
Mean:	0.24	0.24	0.0073				
SD :	0.031	0.031	0.0030				
%RSD:	13.2	13.2	41.6199				

ND

Element: Hg Seq. No.: 74 AS Loc.: 61 Date: 07/14/2006
 Sample ID: 0607164-17

Repl #	SampleConc µg/L	StndConc µg/L	Blncorr Signal	Peak Area	Peak Height	Time	Peak Stored
1	1.36	1.36	0.1162	0.1642	0.0310	12:32:31	Yes
2	1.33	1.33	0.1125	0.1606	0.0308	12:33:00	Yes
Mean:	1.34	1.34	0.1144				
SD :	0.027	0.027	0.0026				
%RSD:	2.0	2.0	2.2576				

Element: Hg Seq. No.: 75 AS Loc.: 62 Date: 07/14/2006
 Sample ID: 0607164-18

Repl #	SampleConc µg/L	StndConc µg/L	Blncorr Signal	Peak Area	Peak Height	Time	Peak Stored
1	15.85	15.85	1.5171	1.5652	0.2989	12:34:27	Yes
2	15.74	15.74	1.5067	1.5547	0.2981	12:34:57	Yes

Sample absorbance is greater than that of the highest standard.

Sample absorbance is greater than that of the highest standard.

Mean: 15.79 15.79 1.5119
 SD : 0.076 0.076 0.0074
 %RSD: 0.5 0.5 0.4878

Sample absorbance is greater than that of the highest standard.

Element: Hg Seq. No.: 76 AS Loc.: 63 Date: 07/14/2006
 Sample ID: 0607164-19

Repl #	SampleConc µg/L	StndConc µg/L	BlnkCorr Signal	Peak Area	Peak Height	Time	Peak Stored
1	-0.21	-0.21	-0.0355	0.0125	0.0025	12:36:21	Yes
2	-0.19	-0.19	-0.0343	0.0137	0.0027	12:36:50	Yes
Mean:	-0.20	-0.20	-0.0349				
SD :	0.009	0.009	0.0009				
%RSD:	4.5	4.5	2.4669				

Element: Hg Seq. No.: 77 AS Loc.: 64 Date: 07/14/2006
 Sample ID: 0607164-20

Repl #	SampleConc µg/L	StndConc µg/L	BlnkCorr Signal	Peak Area	Peak Height	Time	Peak Stored
1	-0.09	-0.09	-0.0244	0.0236	0.0044	12:38:11	Yes
2	-0.10	-0.10	-0.0249	0.0232	0.0044	12:38:40	Yes
Mean:	-0.09	-0.09	-0.0246				
SD :	0.003	0.003	0.0003				
%RSD:	3.6	3.6	1.3044				

Element: Hg Seq. No.: 78 AS Loc.: 65 Date: 07/14/2006
 Sample ID: 0607164-21

Repl #	SampleConc µg/L	StndConc µg/L	BlnkCorr Signal	Peak Area	Peak Height	Time	Peak Stored
1	1.86	1.86	0.1642	0.2123	0.0410	12:40:01	Yes
2	1.83	1.83	0.1616	0.2097	0.0409	12:40:30	Yes
Mean:	1.85	1.85	0.1629				
SD :	0.019	0.019	0.0018				
%RSD:	1.0	1.0	1.1330				

Element: Hg Seq. No.: 79 AS Loc.: 66 Date: 07/14/2006
 Sample ID: 0607164-22

Repl #	SampleConc µg/L	StndConc µg/L	BlnkCorr Signal	Peak Area	Peak Height	Time	Peak Stored
1	0.83	0.83	0.0646	0.1127	0.0213	12:41:51	Yes
2	0.81	0.81	0.0627	0.1107	0.0212	12:42:20	Yes
Mean:	0.82	0.82	0.0637				
SD :	0.014	0.014	0.0014				
%RSD:	1.8	1.8	2.2025				

Element: Hg Seq. No.: 80 AS Loc.: 67 Date: 07/14/2006
 Sample ID: 0607164-23

Repl #	SampleConc µg/L	StndConc µg/L	BlnkCorr Signal	Peak Area	Peak Height	Time	Peak Stored
1	4.90	4.90	0.4578	0.5059	0.0979	12:43:43	Yes
2	4.97	4.97	0.4648	0.5129	0.0989	12:44:12	Yes
Mean:	4.93	4.93	0.4613				

SD : 0.051 0.051 0.0050
 %RSD: 1.0 1.0 1.0733

Element: Hg Seq. No.: 81 AS Loc.: 68 Date: 07/14/2006
 Sample ID: 0607164-24

Repl #	SampleConc µg/L	StndConc µg/L	Blncorr Signal	Peak Area	Peak Height	Time	Peak Stored
1	0.39	0.39	0.0224	0.0704	0.0140	12:45:35	Yes
2	0.42	0.42	0.0252	0.0732	0.0142	12:46:04	Yes
Mean:	0.41	0.41	0.0238				
SD :	0.020	0.020	0.0020				
%RSD:	5.0	5.0	8.3255				

Element: Hg Seq. No.: 82 AS Loc.: 4 Date: 07/14/2006
 Sample ID: STD 3.0

Repl #	SampleConc µg/L	StndConc µg/L	Blncorr Signal	Peak Area	Peak Height	Time	Peak Stored
1	3.01	3.01	0.2756	0.3236	0.0626	12:47:28	Yes
2	2.96	2.96	0.2708	0.3188	0.0623	12:47:58	Yes
Mean:	2.99	2.99	0.2732				
SD :	0.035	0.035	0.0034				
%RSD:	1.2	1.2	1.2373				

QC value within specified limits. ✓

Element: Hg Seq. No.: 83 AS Loc.: 1 Date: 07/14/2006
 Sample ID: ICCB

Repl #	SampleConc µg/L	StndConc µg/L	Blncorr Signal	Peak Area	Peak Height	Time	Peak Stored
1	-0.28	-0.28	-0.0424	0.0056	0.0010	12:49:20	Yes
2	-0.32	-0.32	-0.0462	0.0018	0.0005	12:49:49	Yes
Mean:	-0.30	-0.30	-0.0443				
SD :	0.028	0.028	0.0027				
%RSD:	9.3	9.3	6.0373				

QC failed, value less than lower limit for Hg.

Element: Hg Seq. No.: 84 AS Loc.: 1 Date: 07/14/2006
 Sample ID: ICCB

Repl #	SampleConc µg/L	StndConc µg/L	Blncorr Signal	Peak Area	Peak Height	Time	Peak Stored
1	-0.31	-0.31	-0.0452	0.0028	0.0005	12:51:12	Yes
2	-0.14	-0.14	-0.0297	0.0184	0.0039	12:51:43	Yes
Mean:	-0.23	-0.23	-0.0374				
SD :	0.114	0.114	0.0110				
%RSD:	50.5	50.5	29.3801				

QC value within specified limits. ✓

Element: Hg Seq. No.: 85 AS Loc.: 69 Date: 07/14/2006
 Sample ID: bg61323-dup2

Repl #	SampleConc µg/L	StndConc µg/L	Blncorr Signal	Peak Area	Peak Height	Time	Peak Stored
1	0.75	0.75	0.0572	0.1052	0.0202	12:53:06	Yes
2	0.76	0.76	0.0580	0.1060	0.0203	12:53:36	Yes
Mean:	0.76	0.76	0.0576				

SD : 0.006 0.006 0.0006
 %RSD: 0.8 0.8 0.9740

Element: Hg Seq. No.: 86 AS Loc.: 70 Date: 07/14/2006
 Sample ID: bg61323-ms2

Repl #	SampleConc µg/L	StndConc µg/L	BlnkCorr Signal	Peak Area	Peak Height	Time	Peak Stored
1	3.89	3.89	0.3604	0.4085	0.0782	12:54:59	Yes
2	3.80	3.80	0.3523	0.4004	0.0777	12:55:29	Yes
Mean:	3.85	3.85	0.3564				
SD :	0.059	0.059	0.0057				
%RSD:	1.5	1.5	1.6082				

128%

Element: Hg Seq. No.: 87 AS Loc.: 71 Date: 07/14/2006
 Sample ID: bg61323-msd2

Repl #	SampleConc µg/L	StndConc µg/L	BlnkCorr Signal	Peak Area	Peak Height	Time	Peak Stored
1	4.07	4.07	0.3784	0.4264	0.0822	12:56:53	Yes
2	4.08	4.08	0.3788	0.4268	0.0824	12:57:22	Yes
Mean:	4.08	4.08	0.3786				
SD :	0.003	0.003	0.0003				
%RSD:							

136% $\frac{4.08 - 3.85}{3.965} \cdot 100 = 6\%$

Element: Hg Seq. No.: 88 AS Loc.: 72 Date: 07/14/2006
 Sample ID: bg61323-sd2 x5

Repl #	SampleConc µg/L	StndConc µg/L	BlnkCorr Signal	Peak Area	Peak Height	Time	Peak Stored
1	-0.20	-0.20	-0.0348	0.0132	0.0025	12:58:47	Yes
2	-0.18	-0.18	-0.0330	0.0150	0.0027	12:59:16	Yes
Mean:	-0.19	-0.19	-0.0339				
SD :	0.013	0.013	0.0013				
%RSD:	6.9	6.9	3.6930				

ND

Element: Hg Seq. No.: 89 AS Loc.: 73 Date: 07/14/2006
 Sample ID: bg61323-pds2

Repl #	SampleConc µg/L	StndConc µg/L	BlnkCorr Signal	Peak Area	Peak Height	Time	Peak Stored
1	3.41	3.41	0.3146	0.3627	0.0696	01:00:41	Yes
2	3.38	3.38	0.3115	0.3596	0.0693	01:01:10	Yes
Mean:	3.40	3.40	0.3131				
SD :	0.023	0.023	0.0022				
%RSD:	0.7	0.7	0.7016				

113%

Element: Hg Seq. No.: 90 AS Loc.: 4 Date: 07/14/2006
 Sample ID: STD 3.0

Repl #	SampleConc µg/L	StndConc µg/L	BlnkCorr Signal	Peak Area	Peak Height	Time	Peak Stored
1	3.00	3.00	0.2746	0.3227	0.0627	01:02:36	Yes
2	2.98	2.98	0.2728	0.3209	0.0627	01:03:06	Yes
Mean:	2.99	2.99	0.2737				
SD :	0.013	0.013	0.0013				
%RSD:	0.4	0.4	0.4637				

QC value within specified limits. ✓

Element: Hg Seq. No.: 91 AS Loc.: 1 Date: 07/14/2006
Sample ID: ICCB

Repl #	SampleConc µg/L	StdConc µg/L	BlnkCorr Signal	Peak Area	Peak Height	Time	Peak Stored
1	-0.11	-0.11	-0.0261	0.0219	0.0039	01:04:29	Yes
2	-0.11	-0.11	-0.0267	0.0213	0.0040	01:04:58	Yes
Mean:	-0.11	-0.11	-0.0264				
SD :	0.004	0.004	0.0004				
%RSD:	3.6	3.6	1.4638				

QC value within specified limits. ✓

Element: Hg Seq. No.: 92 AS Loc.: 4 Date: 07/14/2006
Sample ID: STD 3.0

Repl #	Sample Conc µg/L	Stnd Conc µg/L	Blncorr Signal	Peak Area	Peak Height	Time	Peak Stored
1	3.01	3.01	0.2756	0.3236	0.0614	01:11:43	Yes
2	3.00	3.00	0.2745	0.3225	0.0616	01:12:13	Yes
Mean:	3.00	3.00	0.2750				
SD :	0.008	0.008	0.0008				
%RSD:	0.3	0.3	0.2812				

QC value within specified limits.

Element: Hg Seq. No.: 93 AS Loc.: 7 Date: 07/14/2006
Sample ID: ICV

Repl #	Sample Conc µg/L	Stnd Conc µg/L	Blncorr Signal	Peak Area	Peak Height	Time	Peak Stored
1	3.03	3.03	0.2778	0.3258	0.0628	01:13:39	Yes
2	3.03	3.03	0.2775	0.3255	0.0628	01:14:09	Yes
Mean:	3.03	3.03	0.2776				
SD :	0.003	0.003	0.0003				
%RSD:							

QC value within specified limits.

Element: Hg Seq. No.: 94 AS Loc.: 1 Date: 07/14/2006
Sample ID: ICCB

Repl #	Sample Conc µg/L	Stnd Conc µg/L	Blncorr Signal	Peak Area	Peak Height	Time	Peak Stored
1	-0.19	-0.19	-0.0339	0.0141	0.0026	01:15:34	Yes
2	-0.18	-0.18	-0.0328	0.0152	0.0026	01:16:03	Yes
Mean:	-0.18	-0.18	-0.0333				
SD :	0.008	0.008	0.0008				
%RSD:	4.3	4.3	2.2772				

QC value within specified limits.

Element: Hg Seq. No.: 95 AS Loc.: 74 Date: 07/14/2006
Sample ID: bg61322-bs1

Repl #	Sample Conc µg/L	Stnd Conc µg/L	Blncorr Signal	Peak Area	Peak Height	Time	Peak Stored
1	3.43	3.43	0.3166	0.3646	0.0689	01:17:27	Yes
2	3.42	3.42	0.3149	0.3629	0.0690	01:17:56	Yes
Mean:	3.43	3.43	0.3157				
SD :	0.012	0.012	0.0012				
%RSD:	0.4	0.4	0.3824				

11490

Element: Hg Seq. No.: 96 AS Loc.: 75 Date: 07/14/2006
Sample ID: 0607134-03 x2

Repl #	Sample Conc µg/L	Stnd Conc µg/L	Blncorr Signal	Peak Area	Peak Height	Time	Peak Stored
1	5.95	5.95	0.5597	0.6078	0.1134	01:19:21	Yes
2	5.98	5.98	0.5626	0.6106	0.1147	01:19:51	Yes
Mean:	5.96	5.96	0.5612				
SD :	0.021	0.021	0.0020				
%RSD:	0.3	0.3	0.3566				

Element: Hg Seq. No.: 97 AS Loc.: 76 Date: 07/14/2006

Sample ID: 0607134-06 x2

Repl #	SampleConc µg/L	StndConc µg/L	Blncorr Signal	Peak Area	Peak Height	Time	Peak Stored
1	6.57	6.57	0.6196	0.6676	0.1233	01:21:17	Yes
2	6.53	6.53	0.6161	0.6641	0.1241	01:21:46	Yes
Mean:	6.55	6.55	0.6178				
SD :	0.026	0.026	0.0025				
%RSD:	0.4	0.4	0.4049				

Element: Hg Seq. No.: 98 AS Loc.: 77 Date: 07/14/2006
Sample ID: 0607134-08 x5

Repl #	SampleConc µg/L	StndConc µg/L	Blncorr Signal	Peak Area	Peak Height	Time	Peak Stored
1	2.70	2.70	0.2458	0.2938	0.0552	01:23:13	Yes
2	2.68	2.68	0.2436	0.2917	0.0551	01:23:43	Yes
Mean:	2.69	2.69	0.2447				
SD :	0.016	0.016	0.0015				
%RSD:	0.6	0.6	0.6281				

Element: Hg Seq. No.: 99 AS Loc.: 78 Date: 07/14/2006
Sample ID: 0607164-02 x10

Repl #	SampleConc µg/L	StndConc µg/L	Blncorr Signal	Peak Area	Peak Height	Time	Peak Stored
1	3.03	3.03	0.2779	0.3259	0.0612	01:25:06	Yes
2	3.02	3.02	0.2766	0.3246	0.0610	01:25:35	Yes
Mean:	3.03	3.03	0.2772				
SD :	0.010	0.010	0.0009				
%RSD:	0.3	0.3	0.3418				

Element: Hg Seq. No.: 100 AS Loc.: 79 Date: 07/14/2006
Sample ID: 0607164-04 x5

Repl #	SampleConc µg/L	StndConc µg/L	Blncorr Signal	Peak Area	Peak Height	Time	Peak Stored
1	3.24	3.24	0.2976	0.3456	0.0642	01:26:56	Yes
2	3.22	3.22	0.2958	0.3439	0.0646	01:27:25	Yes
Mean:	3.23	3.23	0.2967				
SD :	0.013	0.013	0.0012				
%RSD:	0.4	0.4	0.4188				

Element: Hg Seq. No.: 101 AS Loc.: 80 Date: 07/14/2006
Sample ID: 0607164-18 x5

Repl #	SampleConc µg/L	StndConc µg/L	Blncorr Signal	Peak Area	Peak Height	Time	Peak Stored
1	2.78	2.78	0.2529	0.3010	0.0558	01:28:46	Yes
2	2.76	2.76	0.2514	0.2995	0.0563	01:29:15	Yes
Mean:	2.77	2.77	0.2522				
SD :	0.011	0.011	0.0011				
%RSD:	0.4	0.4	0.4214				

Element: Hg Seq. No.: 102 AS Loc.: 4 Date: 07/14/2006
Sample ID: STD 3.0

Repl #	SampleConc µg/L	StndConc µg/L	Blncorr Signal	Peak Area	Peak Height	Time	Peak Stored
--------	--------------------	------------------	-------------------	--------------	----------------	------	----------------

#	µg/L	µg/L	Signal	Area	Height	Time	Stored
1	2.94	2.94	0.2688	0.3168	0.0599	01:30:39	Yes
2	2.93	2.93	0.2682	0.3163	0.0603	01:31:08	Yes
Mean:	2.94	2.94	0.2685				
SD :	0.004	0.004	0.0004				
%RSD:	0.1	0.1	0.1399				

QC value within specified limits. ✓

Element: Hg Seq. No.: 103 AS Loc.: 1 Date: 07/14/2006
Sample ID: ICCB

Repl #	SampleConc µg/L	StndConc µg/L	BlkCorr Signal	Peak Area	Peak Height	Time	Peak Stored
1	-0.20	-0.20	-0.0346	0.0134	0.0024	01:32:32	Yes
2	-0.22	-0.22	-0.0369	0.0111	0.0022	01:33:01	Yes
Mean:	-0.21	-0.21	-0.0358				
SD :	0.017	0.017	0.0016				
%RSD:	8.1	8.1	4.5427				

QC value within specified limits. ✓

ANALYSIS SEQUENCE

BPG0339

Instrument: GFAA2

Calibration ID: UNASSIGNED

Lab Number	Analysis	Container	Order	Position	STD ID	ISTD ID	Client
BPG0339-CAL1	QC		1		6G18061		
BPG0339-CAL2	QC		2		6G18010		
BPG0339-CAL3	QC		3		6G18011		
BPG0339-CAL4	QC		4		6G18012		
BPG0339-CAL5	QC		5		6G18013		
BPG0339-ICV1	QC		6		6G18012		
BPG0339-SCV1	QC		7		6G18014		
BPG0339-ICB1	QC		8				
BG61320-BLK4	QC		9				
BG61320-BS4	QC		10				
BG61320-BSD4	QC		11				
BPG0339-CCB1	QC		12				
BPG0339-CCV1	QC		13		6G18012		
BG61320-SRM4	QC		14				
BG61320-DUP5	QC		15				
BG61320-MS5	QC		16				
BG61320-PS4	QC		17				
0607134-01	Tl: ppm Thallium 7841	A	18				MACTEC Engineering & Consulting, In
0607134-02	Tl: ppm Thallium 7841	A	19				MACTEC Engineering & Consulting, In
0607134-03	Tl: ppm Thallium 7841	A	20				MACTEC Engineering & Consulting, In
0607134-04	Tl: ppm Thallium 7841	A	21				MACTEC Engineering & Consulting, In
0607134-05	Tl: ppm Thallium 7841	A	22				MACTEC Engineering & Consulting, In
0607134-06	Tl: ppm Thallium 7841	A	23				MACTEC Engineering & Consulting, In
BPG0339-CCB2	QC		24				
BPG0339-CCV2	QC		25		6G18012		
0607134-07	Tl: ppm Thallium 7841	A	26				MACTEC Engineering & Consulting, In
0607134-08	Tl: ppm Thallium 7841	A	27				MACTEC Engineering & Consulting, In
0607134-09	Tl: ppm Thallium 7841	A	28				MACTEC Engineering & Consulting, In
BPG0339-SRD1	QC		29				
BG61321-BLK3	QC		30				
BG61321-BS3	QC		31				
BG61321-BSD3	QC		32				
BG61321-SRM3	QC		33				

Samples Loaded By

Date

Data Processed By

Date

ANALYSIS SEQUENCE

BPG0339

Instrument: GFAA2

Calibration ID: UNASSIGNED

Lab Number	Analysis	Container	Order	Position	STD ID	ISTD ID	Client
BG61321-DUP5	QC		34				
BG61321-MS5	QC		35				
BPG0339-CCB3	QC		36				
BPG0339-CCV3	QC		37		6G18012		
BG61321-PS4	QC		38				
0607164-01	Tl: ppm Thallium 7841	A	39				MACTEC Engineering & Consulting, In
0607164-02	Tl: ppm Thallium 7841	A	40				MACTEC Engineering & Consulting, In
0607164-03	Tl: ppm Thallium 7841	A	41				MACTEC Engineering & Consulting, In
0607164-04	Tl: ppm Thallium 7841	A	42				MACTEC Engineering & Consulting, In
0607164-05	Tl: ppm Thallium 7841	A	43				MACTEC Engineering & Consulting, In
0607164-06	Tl: ppm Thallium 7841	A	44				MACTEC Engineering & Consulting, In
0607164-07	Tl: ppm Thallium 7841	A	45				MACTEC Engineering & Consulting, In
0607164-08	Tl: ppm Thallium 7841	A	46				MACTEC Engineering & Consulting, In
0607164-09	Tl: ppm Thallium 7841	A	47				MACTEC Engineering & Consulting, In
BPG0339-CCB4	QC		48				
BPG0339-CCV4	QC		49		6G18012		
0607164-10	Tl: ppm Thallium 7841	A	50				MACTEC Engineering & Consulting, In
BPG0339-SRD2	QC		51				
BG61341-BLK4	QC		52				
BG61341-BS4	QC		53				
BG61341-BSD4	QC		54				
BG61341-SRM4	QC		55				
0607164-11	Tl: ppm Thallium 7841	A	56				MACTEC Engineering & Consulting, In
0607164-12	Tl: ppm Thallium 7841	A	57				MACTEC Engineering & Consulting, In
0607164-13	Tl: ppm Thallium 7841	A	58				MACTEC Engineering & Consulting, In
0607164-14	Tl: ppm Thallium 7841	A	59				MACTEC Engineering & Consulting, In
BPG0339-CCB5	QC		60				
BPG0339-CCV5	QC		61		6G18012		
0607164-15	Tl: ppm Thallium 7841	A	62				MACTEC Engineering & Consulting, In
0607164-16	Tl: ppm Thallium 7841	A	63				MACTEC Engineering & Consulting, In
0607164-17	Tl: ppm Thallium 7841	A	64				MACTEC Engineering & Consulting, In
0607164-18	Tl: ppm Thallium 7841	A	65				MACTEC Engineering & Consulting, In
0607164-19	Tl: ppm Thallium 7841	A	66				MACTEC Engineering & Consulting, In

Samples Loaded By

Date

Data Processed By

Date

ANALYSIS SEQUENCE

BPG0339

Instrument: GFAA2

Calibration ID: UNASSIGNED

Lab Number	Analysis	Container	Order	Position	STD ID	ISTD ID	Client
BPG0339-CCB6	QC		67				
BPG0339-CCV6	QC		68		6G18012		

Samples Loaded By _____ Date _____

Data Processed By _____ Date _____

Autosampler Loading List

Sample Information File: 071706YA.SIF

Methods: As 5 Sb 5 Tl 2

Location	Elements	Solution
1	Sb, Tl	Sample: bg61308-blk1
2	Sb, Tl	Sample: bg61308-bs2
3	Sb, Tl	Sample: bg61308-bsd2
4	Sb, Tl	Sample: 0607120-06
5	As	Sample: 0607133-01
9	Tl	Sample: bg61320-blk1
10	Tl	Sample: bg61320-bs1 x20
11	Tl	Sample: bg61320-bsd1 x20
12	Tl	Sample: bg61320-srm1 x50
13	Tl	Sample: 0607134-01 x5
14	Tl	Sample: 0607134-02 x5
15	Tl	Sample: 0607134-03 x5
16	Tl	Sample: 0607134-04 x5
17	Tl	Sample: 0607134-05 x5
18	Tl	Sample: 0607134-06 x5
19	Tl	Sample: 0607134-07 x5
20	Tl	Sample: 0607134-08 x5
21	Tl	Sample: 0607134-09 x5
22	Tl	Sample: bg61320-dup1 x5
23	Tl	Sample: bg61320-ms1 x20
24	Tl	Sample: bg61320-sd1 x25
25	Tl	Sample: bg61321-blk1
26	Tl	Sample: bg61321-bs1 x20
27	Tl	Sample: bg61321-bsd1 x20
28	Tl	Sample: bg61321-srm1 x50
29	Tl	Sample: 0607164-01 x5
30	Tl	Sample: 0607164-02 x5
31	Tl	Sample: 0607164-03 x5
32	Tl	Sample: 0607164-04 x5
33	Tl	Sample: 0607164-05 x5
34	Tl	Sample: 0607164-06 x5
35	Tl	Sample: 0607164-07 x5
36	Tl	Sample: 0607164-08 x5
37	Tl	Sample: 0607164-09 x5
38	Tl	Sample: 0607164-10 x5
39	Tl	Sample: bg61321-dup1 x5
40	Tl	Sample: bg61321-ms1 x20
41	Tl	Sample: bg61321-sd1 x25
42	Tl	Sample: bg61341-blk1
43	Tl	Sample: bg61341-bs1 x20
44	Tl	Sample: bg61341-bsd1 x20
45	Tl	Sample: bg61341-srm1 x50
46	Tl	Sample: 0607164-11 x5
47	Tl	Sample: 0607164-12 x5
48	Tl	Sample: 0607164-13 x5
49	Tl	Sample: 0607164-14 x5
50	Tl	Sample: 0607164-15 x5
51	Tl	Sample: 0607164-16 x5
52	Tl	Sample: 0607164-17 x5
53	Tl	Sample: 0607164-18 x5
54	Tl	Sample: 0607164-19 x5
55	Tl	Sample: 0607164-20 x5
56	Tl	Sample: bg61341-dup1 x5
57	Tl	Sample: bg61341-ms1 x20
58	Tl	Sample: bg61341-sd1 x25
59	Tl	Sample: 0607164-21 x5
60	Tl	Sample: 0607164-22 x5
61	Tl	Sample: 0607164-23 x5
62	Tl	Sample: 0607164-24 x5
63	Tl	Sample: bg61341-dup2 x5
64	Tl	Sample: bg61341-ms2 x20

65	Tl	Sample: bg61341-sd2 x25
121	As, Sb, Tl	Stock Standard: 5.0 µg/L
124	As, Sb, Tl	Stock Standard: 10.0 µg/L
	Tl	STD 3: 10.0000 µg/L
	Tl	CCV: 10.0000 µg/L
126	As, Sb, Tl	Stock Standard: 25.0 µg/L
	As, Sb	STD 3: 25.0000 µg/L
	As, Sb	CCV: 25.0000 µg/L
129	As, Sb	Stock Standard: 50.0 µg/L
131	As, Sb, Tl	Recovery Stock: 50.0 µg/L
134	As, Sb	ICV: 25.0000 µg/L
136	As, Sb	CRA 2: 2.0000 µg/L
	Tl	Stock Standard: 2.0 µg/L
139	Tl	ICV: 10.0000 µg/L
147	As, Sb, Tl	Modifier 1
148	As, Sb, Tl	Standard 0
	As, Sb, Tl	ICB/CCB: 0.0000 µg/L
	As, Sb, Tl	Diluent

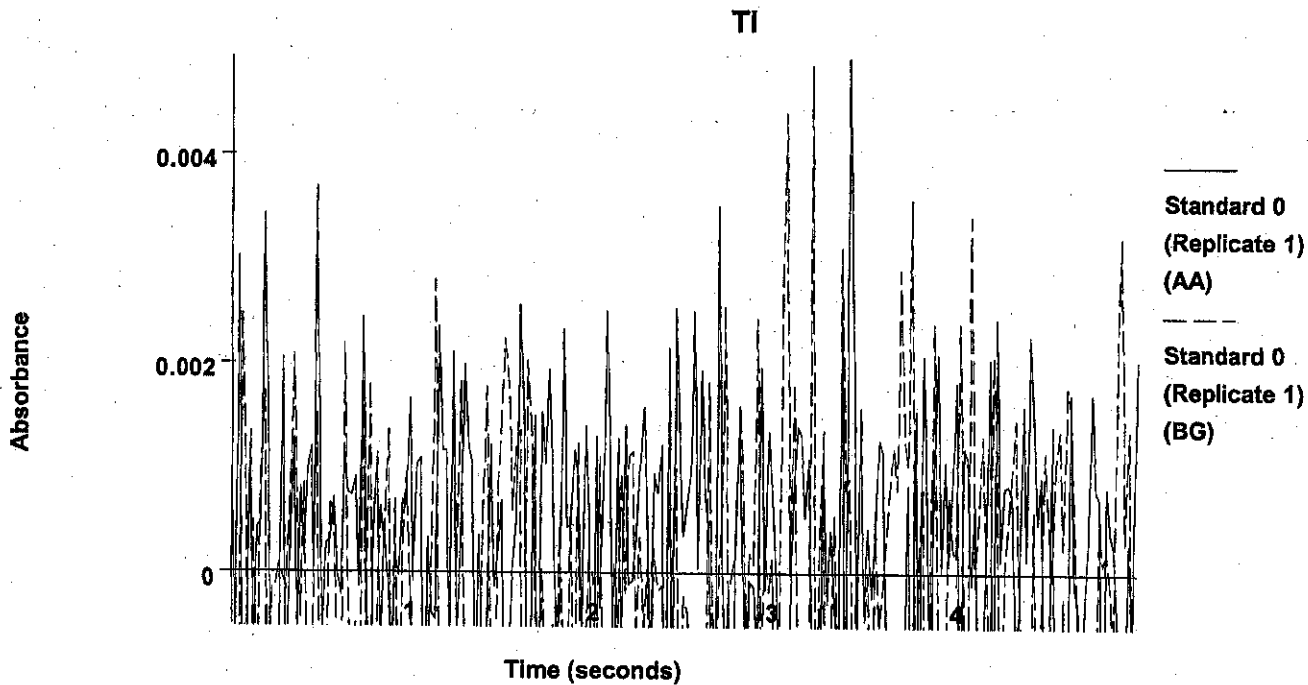
Method Name: Tl 2
 Method Description: Tl 2
 Element: Tl

Date: 07/18/2006
 Technique: Furnace
 Calibration Type:
 Tl, Calc. Intercept : Linear
 Wavelength: 276.8 nm
 Energy: 100
 Slit Width: 0.7
 Lamp Current: 6 mA
 Sample Info Name: 071706YA.SIF

Results Data Set Name: 071806yad

Element: Tl Seq. No.: 28 AS Loc.: 148 Date: 07/18/2006
 Sample ID: Standard 0
 µL dispensed: 10 from 148, 5 from 147, 15 from 148

Repl #	SampleConc	StdConc	BlkCorr Signal	Peak Area	Peak Height	Bkgnd Area	Bkgnd Height	Time	Peak Store
1			0.0013	0.0013	0.0049	-0.0005	0.0049	12:11:22	Yes



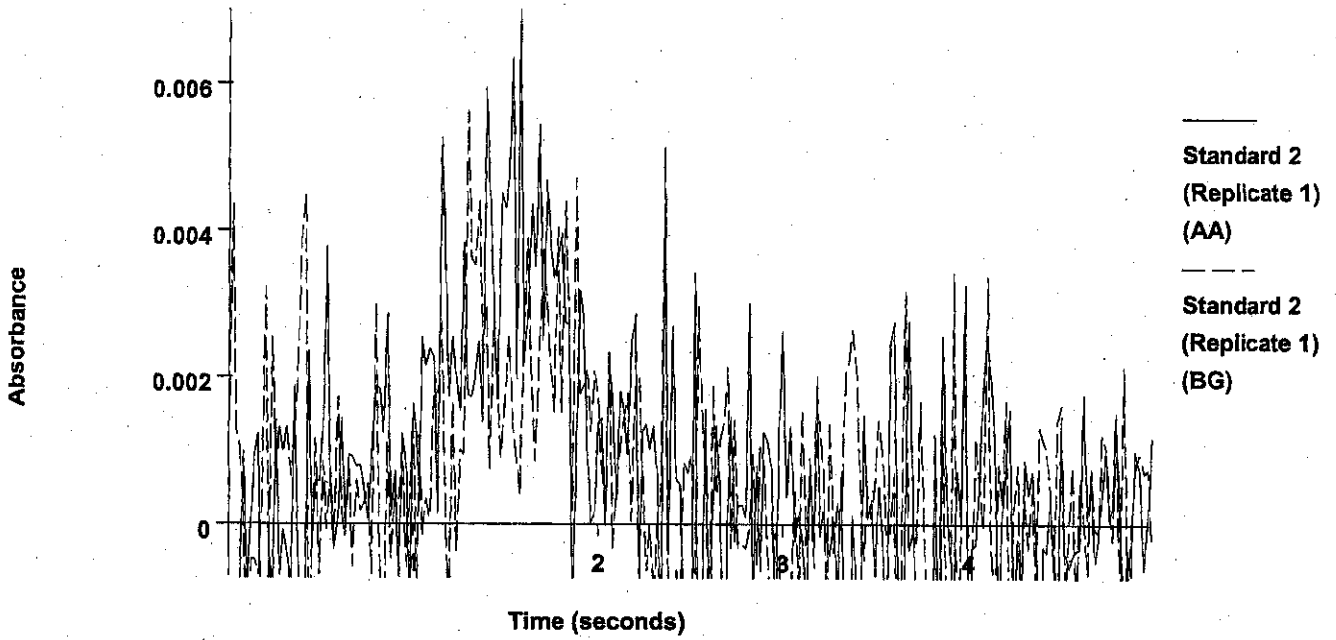
2			0.0003	0.0003	0.0047	0.0002	0.0048	12:14:11	Yes
Mean:			0.0008						
SD :			0.0007						
%RSD:			86.43						

Auto-zero performed.

Element: Tl Seq. No.: 29 AS Loc.: 136 Date: 07/18/2006
 Sample ID: Standard 2
 µL dispensed: 10 from 148, 5 from 147, 15 from 136

Repl #	SampleConc	StdConc	BlkCorr Signal	Peak Area	Peak Height	Bkgnd Area	Bkgnd Height	Time	Peak Store
1			0.0027	0.0036	0.0070	0.0033	0.0056	12:17:25	Yes

TI

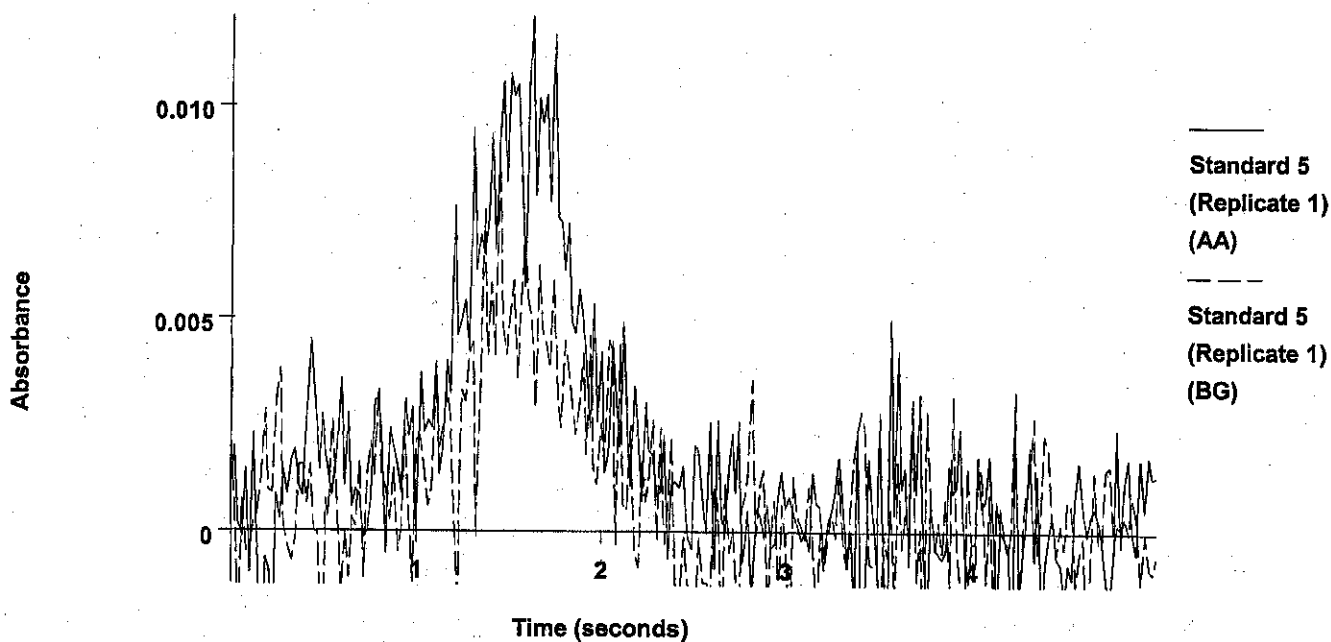


2 0.0038 0.0046 0.0073 0.0025 0.0062 12:20:14 Yes
 Mean: 0.0033
 SD : 0.0007
 %RSD: 22.59
 [Tl] Standard number 1 applied. [2.0]
 Correlation Coefficient: 1.00000 Slope: 0.00163
 Intercept : 0.00000

=====
 Element: Tl Seq. No.: 30 AS Loc.: 121 Date: 07/18/2006
 Sample ID: Standard 5
 µL dispensed: 10 from 148, 5 from 147, 15 from 121
 =====

Repl #	SampleConc µg/L	StndConc µg/L	Blncorr Signal	Peak Area	Peak Height	Bkgnd Area	Bkgnd Height	Time	Peak Stored
1			0.0087	0.0095	0.0121	0.0048	0.0086	12:23:30	Yes

Tl

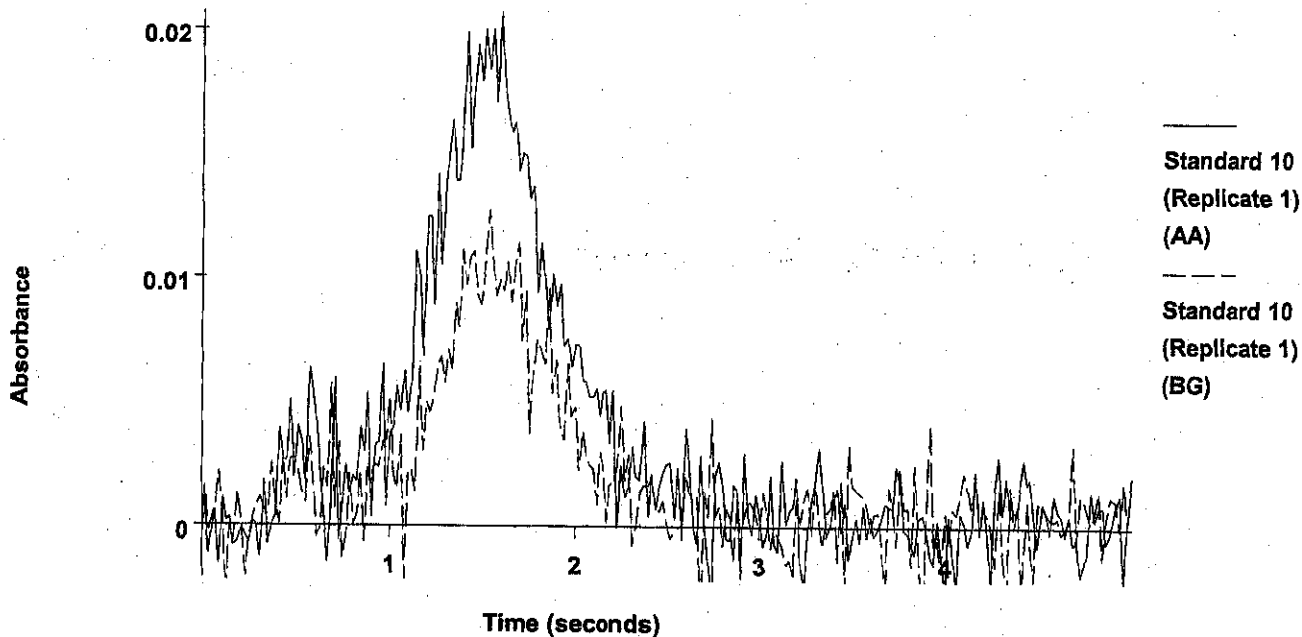


2
 Mean: 0.0069 0.0078 0.0116 0.0041 0.0074 12:26:21 Yes
 SD : 0.0078
 SD : 0.0012
 %RSD: 15.96
 [Tl] Standard number 2 applied. [5.0]
 Correlation Coefficient: 0.99980 Slope: 0.00156
 Intercept : 0.00005

=====
 Element: Tl Seq. No.: 31 AS Loc.: 124 Date: 07/18/2006
 Sample ID: Standard 10
 µL dispensed: 10 from 148, 5 from 147, 15 from 124

Repl #	SampleConc µg/L	StndConc µg/L	BlnkCorr Signal	Peak Area	Peak Height	Bkgnd Area	Bkgnd Height	Time	Peak Stored
1			0.0161	0.0169	0.0207	0.0098	0.0127	12:29:38	Yes

Tl

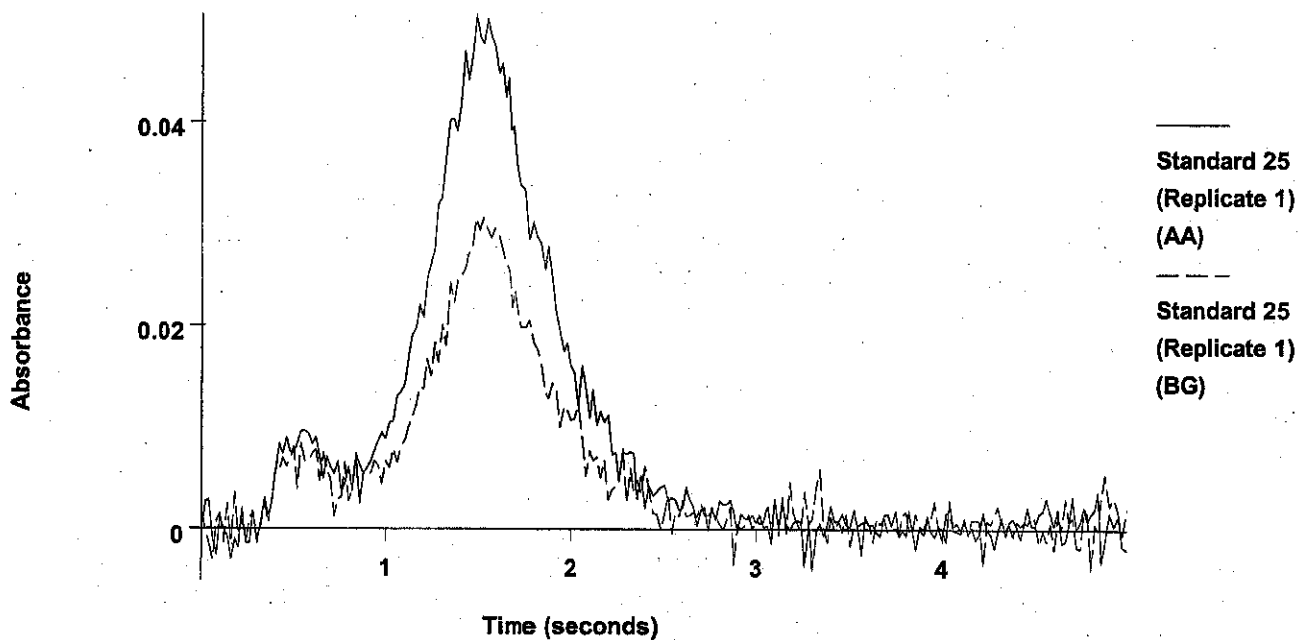


2 0.0158 0.0167 0.0201 0.0083 0.0125 12:32:30 Yes
 Mean: 0.0160
 SD : 0.0002
 %RSD: 1.00
 [Tl] Standard number 3 applied. [10.0]
 Correlation Coefficient: 0.99989 Slope: 0.00159
 Intercept : -0.00001

=====
 Element: Tl Seq. No.: 32 AS Loc.: 126 Date: 07/18/2006
 Sample ID: Standard 25
 µL dispensed: 10 from 148, 5 from 147, 15 from 126

Repl #	SampleConc µg/L	StndConc µg/L	BlnkCorr Signal	Peak Area	Peak Height	Bkgnd Area	Bkgnd Height	Time	Peak Stored
1			0.0409	0.0417	0.0505	0.0271	0.0306	12:35:48	Yes

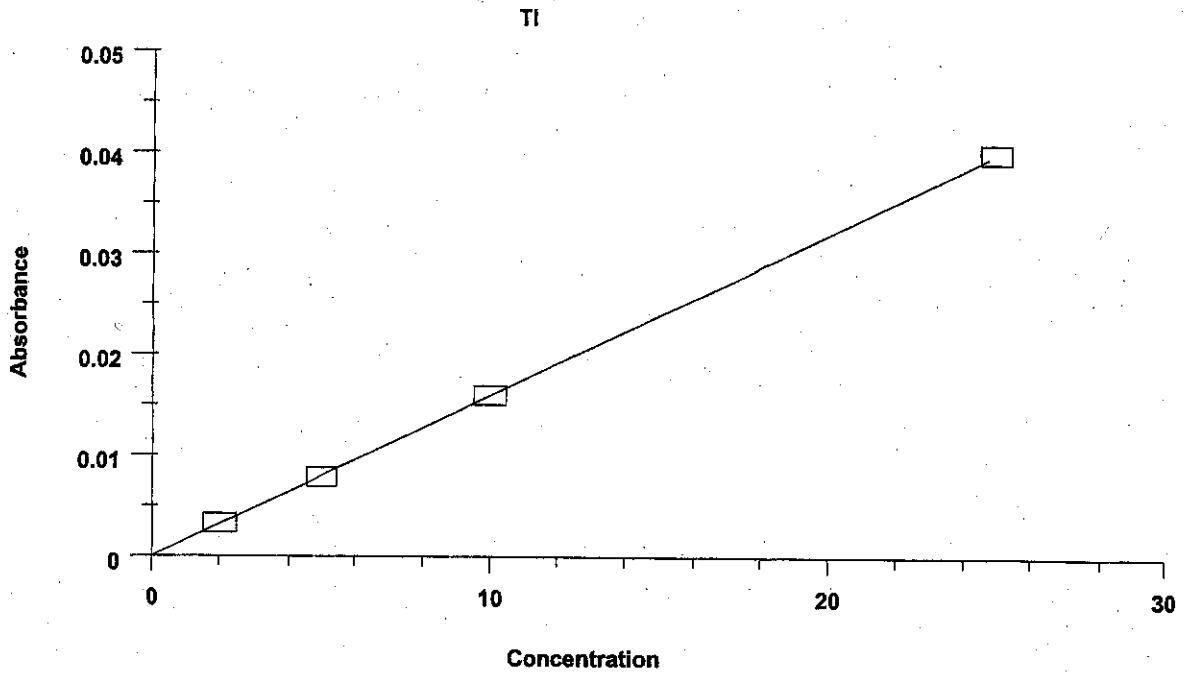
Tl



2 0.0390 0.0398 0.0494 0.0248 0.0304 12:38:40 Yes
 Mean: 0.0399
 SD : 0.0013
 %RSD: 3.37
 [Tl] Standard number 4 applied. [25.0]
 Correlation Coefficient: 0.99998 Slope: 0.00160
 Intercept : -0.00003

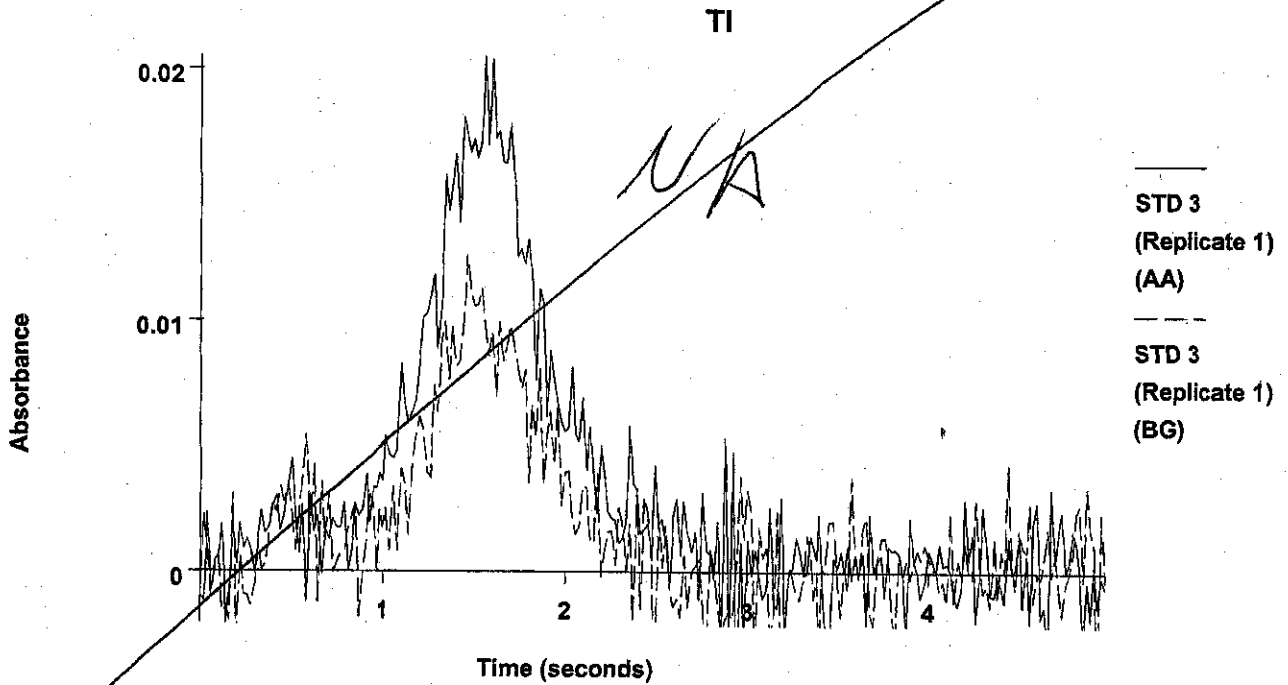
 Calibration data for Tl

Standard ID	Mean Signal (Pk Area)	Entered Concentration (µg/L)	Calculated Concentration (µg/L)	Standard Deviation	%RSD
Standard 0	0.0008	-	-	-	-
Standard 2	0.0033	2.0	2.1	0.00	22.59
Standard 5	0.0078	5.0	4.9	0.00	15.96
Standard 10	0.0160	10.0	10.0	0.00	1.00
Standard 25	0.0399	25.0	25.0	0.00	3.37
Correlation Coefficient: 0.99998		Slope:	0.00160	Intercept:	0.0000



=====
 Element: TI Seq. No.: 33 AS Loc.: 124 Date: 07/18/2006
 Sample ID: STD 3
 µL dispensed: 10 from 148, 5 from 147, 15 from 124
 =====

Repl #	Sample Conc µg/L	Std Conc µg/L	Blk Corr Signal	Peak Area	Peak Height	Bkgnd Area	Bkgnd Height	Time	Peak Stored
1	9.5	9.5	0.0151	0.0159	0.0205	0.0089	0.0126	12:41:37	Yes

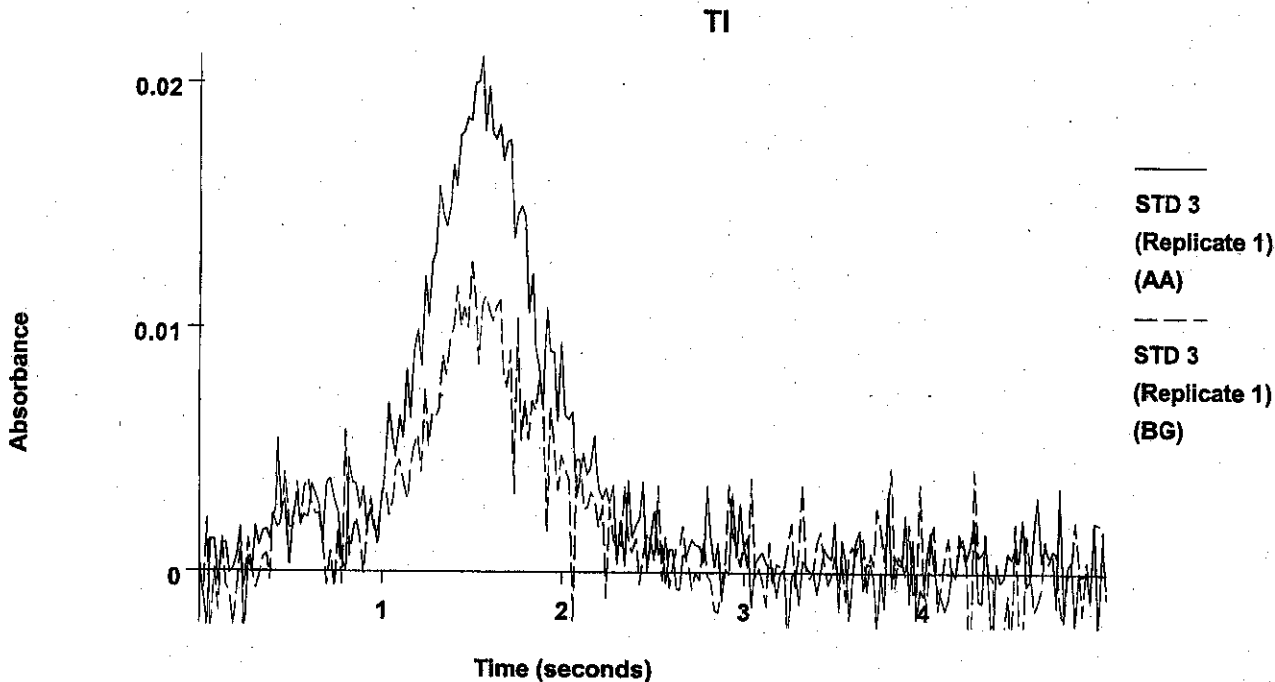


2 9.5 9.5 0.0151 0.0159 0.0203 0.0105 0.0143 12:44:29 Yes

Mean: 9.5 9.5 0.0151
 SD : 0.00 0.00 0.0000
 %RSD: 0.03 0.03 0.03
 QC failed, value less than lower limit for T1.

=====
 Element: Tl Seq. No.: 34 AS Loc.: 124 Date: 07/18/2006
 Sample ID: STD 3
 µL dispensed: 10 from 148, 5 from 147, 15 from 124

Repl #	SampleConc µg/L	StndConc µg/L	BlkCorr Signal	Peak Area	Peak Height	Bkgnd Area	Bkgnd Height	Time	Peak Stored
1	10.1	10.1	0.0161	0.0170	0.0211	0.0101	0.0127	12:47:21	Yes



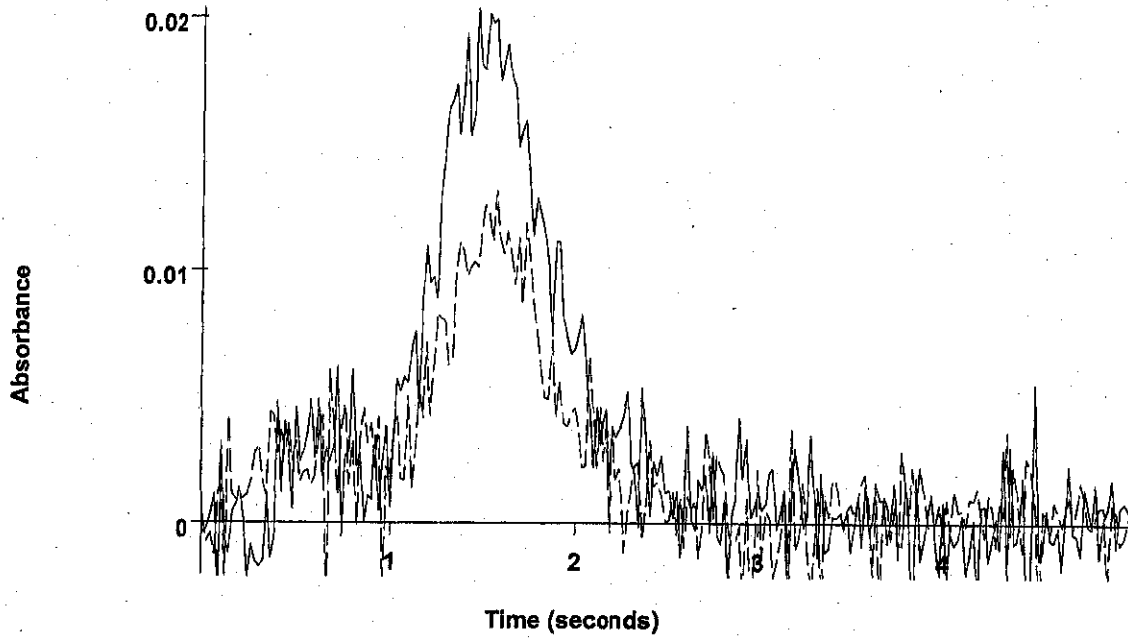
2	10.4	10.4	0.0166	0.0174	0.0211	0.0085	0.0141	12:50:12	Yes
---	------	------	--------	--------	--------	--------	--------	----------	-----

Mean: 10.3 10.3 0.0164
 SD : 0.22 0.22 0.0003
 %RSD: 2.13 2.13 2.13
 QC value within specified limits.

=====
 Element: Tl Seq. No.: 35 AS Loc.: 139 Date: 07/18/2006
 Sample ID: ICV
 µL dispensed: 10 from 148, 5 from 147, 15 from 139

Repl #	SampleConc µg/L	StndConc µg/L	BlkCorr Signal	Peak Area	Peak Height	Bkgnd Area	Bkgnd Height	Time	Peak Stored
1	9.9	9.9	0.0158	0.0167	0.0204	0.0115	0.0132	12:53:02	Yes

TI



 ICV
 (Replicate 1)
 (AA)

 ICV
 (Replicate 1)
 (BG)

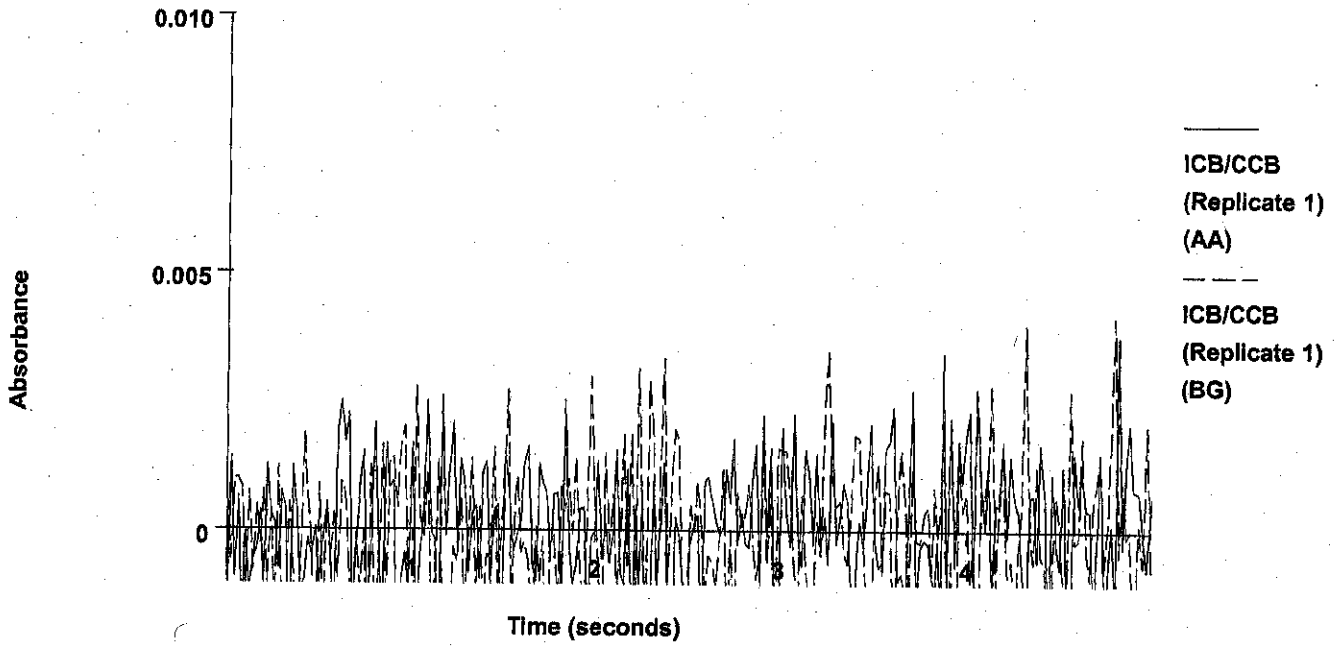
2	11.0	11.0	0.0175	0.0184	0.0220	0.0112	0.0136	12:55:53	Yes
Mean:	10.4	10.4	0.0167						
SD :	0.75	0.75	0.0012						
%RSD:	7.18	7.18	7.20						

QC value within specified limits. ✓

=====
 Element: Tl Seq. No.: 36 AS Loc.: 148 Date: 07/18/2006
 Sample ID: ICB/CCB
 µL dispensed: 10 from 148, 5 from 147, 15 from 148

Repl #	SampleConc µg/L	StdConc µg/L	BlkCorr Signal	Peak Area	Peak Height	Bkgnd Area	Bkgnd Height	Time	Peak Stored
1	-0.2	-0.2	-0.0003	0.0005	0.0038	0.0000	0.0042	12:58:44	Yes

TI



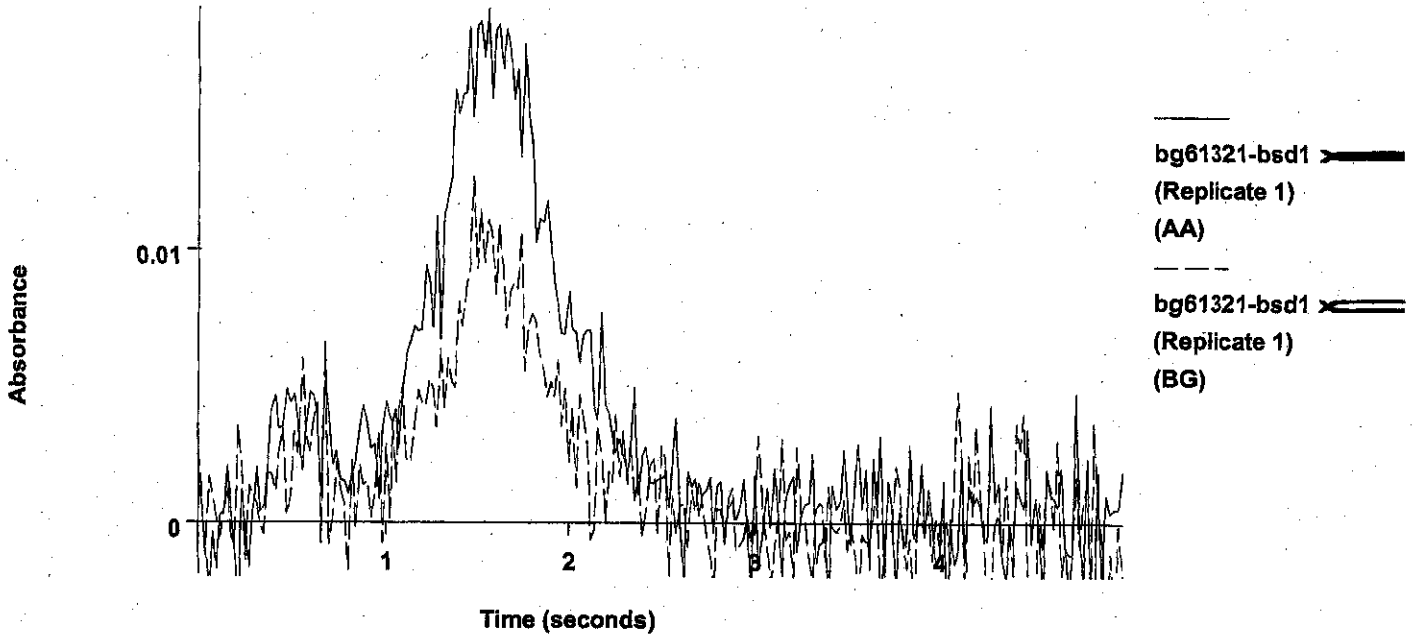
2	-0.1	-0.1	-0.0003	0.0006	0.0056	-0.0008	0.0046	01:01:33	Yes
Mean:	-0.2	-0.2	-0.0003						
SD :	0.03	0.03	0.0001						
%RSD:	19.30	19.30	17.31						

QC value within specified limits.

=====
 Element: Tl Seq. No.: 37 AS Loc.: 1 Date: 07/18/2006
 Sample ID: bg61308-blk1
 µL dispensed: 10 from 148, 5 from 147, 15 from 1
 =====

Repl #	SampleConc µg/L	StndConc µg/L	Blncorr Signal	Peak Area	Peak Height	Bkgnd Area	Bkgnd Height	Time	Peak Stored
1	0.2	0.2	0.0003	0.0011	0.0046	0.0004	0.0044	01:04:22	Yes

TI



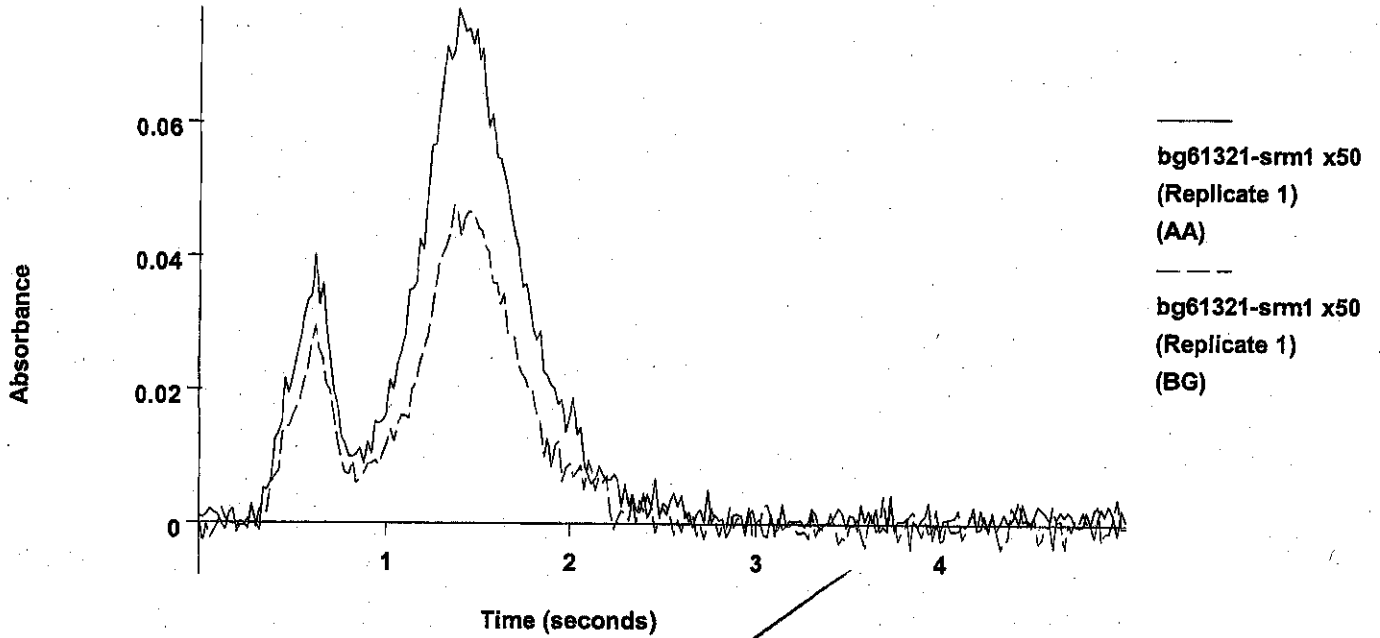
2	28.3	9.4	0.0150	0.0159	0.0188	0.0099	0.0150	04:44:15	Yes
Mean:	29.0	9.7	0.0154						
SD :	1.02	0.34	0.0005						
%RSD:	3.52	3.52	3.53						

Handwritten: 160 116-1

=====
 Element: Tl Seq. No.: 76 AS Loc.: 28 Date: 07/18/2006
 Sample ID: bg61321-srml x50
 µL dispensed: 10 from 148, 5 from 147, 15 from 28
 =====

Repl #	SampleConc µg/L	StndConc µg/L	BlkCorr Signal	Peak Area	Peak Height	Bkgnd Area	Bkgnd Height	Time	Peak Stor
1	38.9	38.9	0.0622	0.0630	0.0770	0.0383	0.0476	04:47:04	Yes

Tl



 bg61321-srm1 x50
 (Replicate 1)
 (AA)

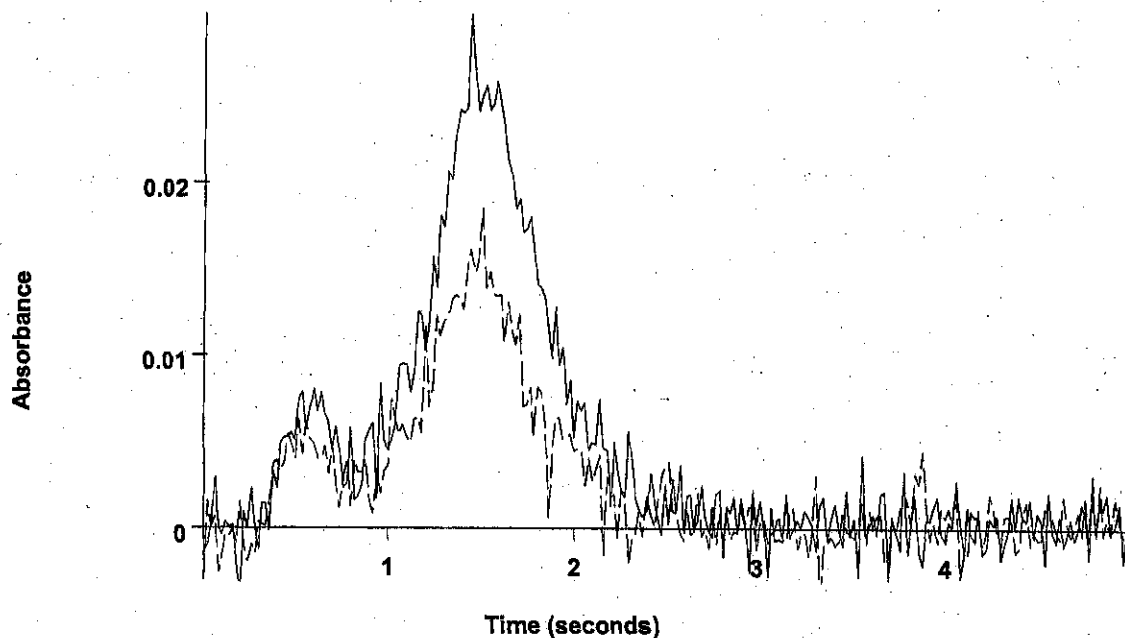
 bg61321-srm1 x50
 (Replicate 1)
 (BG)

Sample absorbance is greater than that of the highest standard.
 2 34.6 34.6 0.0553 0.0658 0.0364 0.0451 04:49:54 Yes
 Sample absorbance is greater than that of the highest standard.
 Mean: 36.8 36.8 0.0587
 SD : 3.06 3.06 0.0049
 %RSD: 8.33 8.33 8.33
 Sample absorbance is greater than that of the highest standard.
 Result for Tl is greater than 100 percent of calibration range.

=====
 Element: Tl Seq. No.: 77 AS Loc.: 28 Date: 07/18/2006
 Sample ID: bg61321-srm1 x50
 µL dispensed: 20 from 148, 5 from 147, 5 from 28

Repl #	SampleConc µg/L	StndConc µg/L	Blncorr Signal	Peak Area	Peak Height	Bkgnd Area	Bkgnd Height	Time	Peak Stored
1	40.5	13.5	0.0216	0.0224	0.0297	0.0132	0.0185	04:52:43	Yes

Tl



bg61321-srm1 x50
(Replicate 1)
(AA)

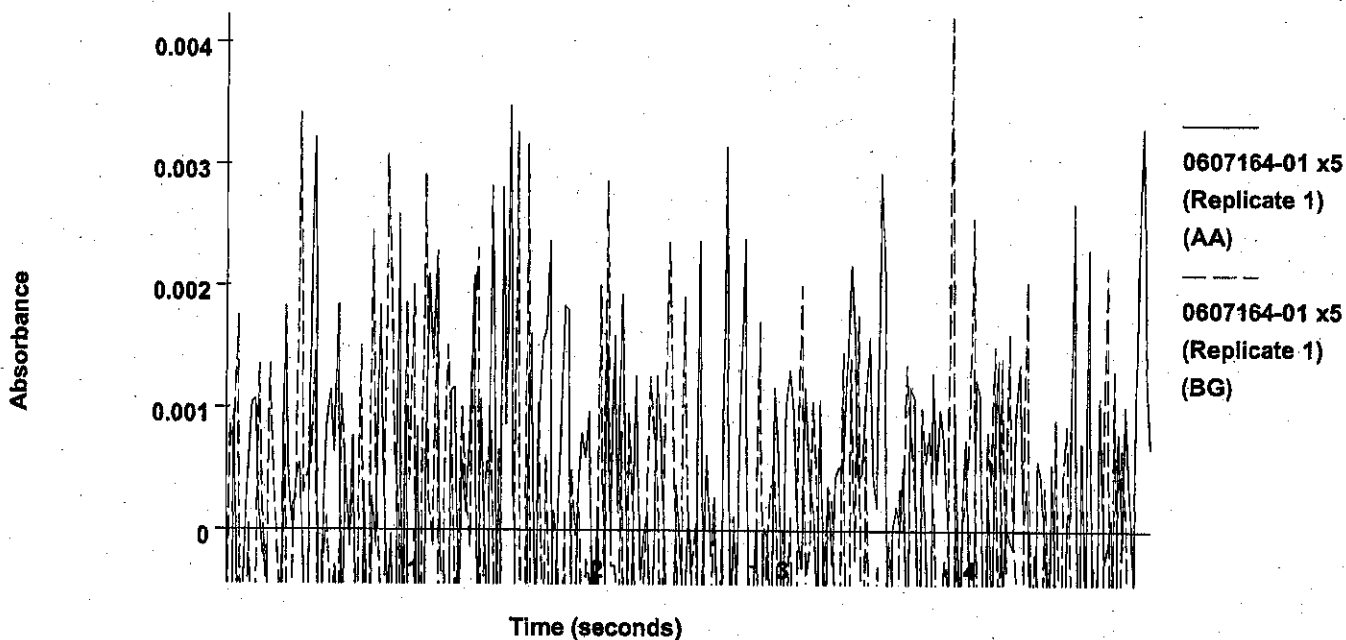
bg61321-srm1 x50
(Replicate 1)
(BG)

2	40.0	13.3	0.0213	0.0221	0.0263	0.0132	0.0170	04:55:32	Yes
Mean:	40.2	13.4	0.0214						
SD :	0.39	0.13	0.0002						
%RSD:	0.97	0.97	0.97	X150	$\frac{13.4(150)100}{1000} = 201$				

=====
 Element: Tl Seq. No.: 78 AS Loc.: 29 Date: 07/18/2006
 Sample ID: 0607164-01 x5
 µL dispensed: 10 from 148, 5 from 147, 15 from 29
 =====

Repl #	SampleConc µg/L	StndConc µg/L	BlnkCorr Signal	Peak Area	Peak Height	Bkgnd Area	Bkgnd Height	Time	Peak Stored
1	0.0	0.0	-0.0001	0.0008	0.0035	-0.0012	0.0042	04:58:22	Yes

TI



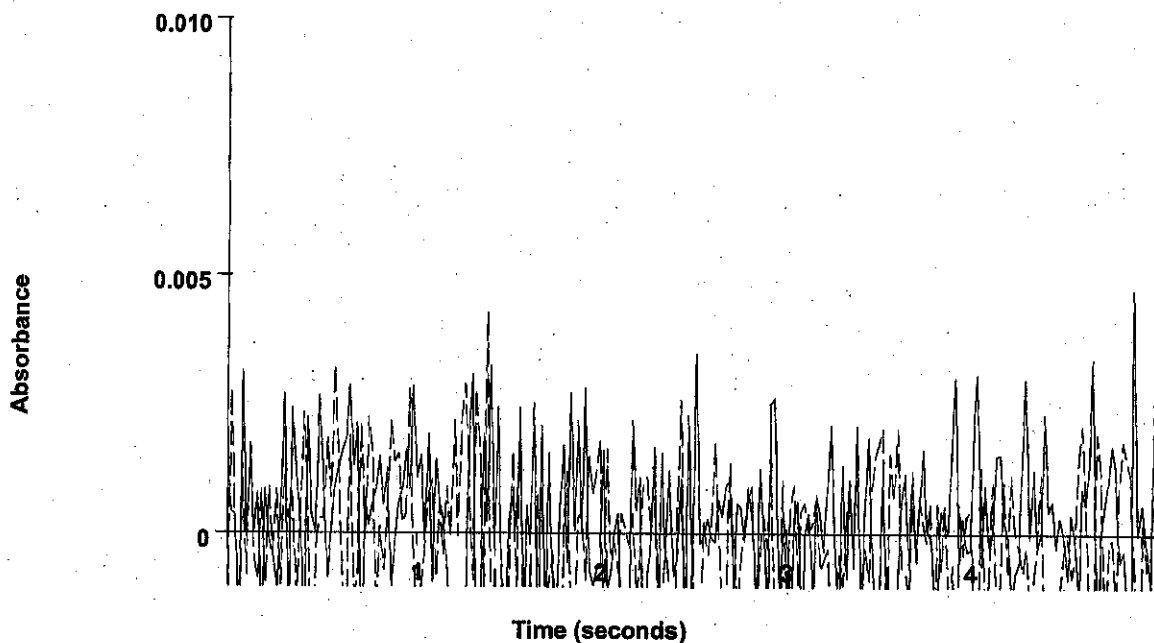
2	-0.1	-0.1	-0.0001	0.0007	0.0040	-0.0002	0.0035	05:01:12	Yes
Mean:	0.0	0.0	-0.0001						
SD :	0.02	0.02	0.0000						
%RSD:	43.66	43.66	28.99						

Handwritten signature or mark

=====
 Element: T1 Seq. No.: 79 AS Loc.: 30 Date: 07/18/2006
 Sample ID: 0607164-02 x5
 µL dispensed: 10 from 148, 5 from 147, 15 from 30
 =====

Repl #	SampleConc µg/L	StdConc µg/L	BlkCorr Signal	Peak Area	Peak Height	Bkgnd Area	Bkgnd Height	Time	Peak Stored
1	0.3	0.3	0.0004	0.0013	0.0047	-0.0008	0.0043	05:04:01	Yes

Tl



0607164-02 x5
(Replicate 1)
(AA)

0607164-02 x5
(Replicate 1)
(BG)

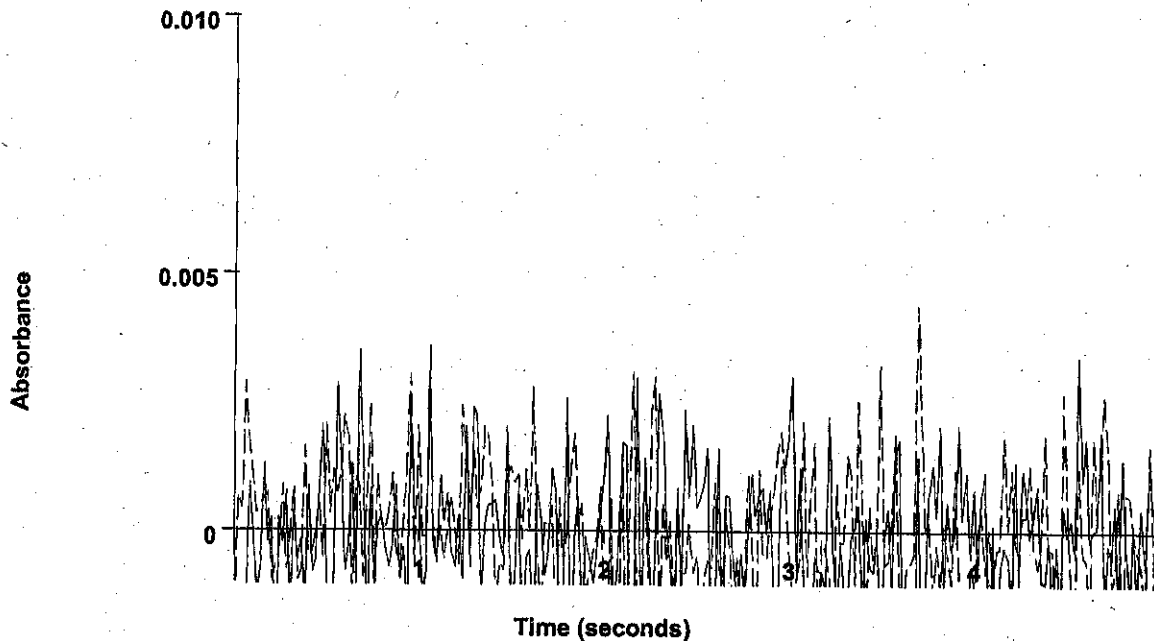
2	0.2	0.2	0.0003	0.0011	0.0043	-0.0011	0.0050	05:06:50	Yes
Mean:	0.2	0.2	0.0003						
SD :	0.07	0.07	0.0001						
%RSD:	30.19	30.19	33.01						

ND

=====
 Element: Tl Seq. No.: 80 AS Loc.: 31 Date: 07/18/2006
 Sample ID: 0607164-03 x5
 µL dispensed: 10 from 148, 5 from 147, 15 from 31
 =====

Repl #	SampleConc µg/L	StndConc µg/L	BlkCorr Signal	Peak Area	Peak Height	Bkgnd Area	Bkgnd Height	Time	Peak Stored
1	-0.8	-0.8	-0.0014	-0.0005	0.0036	0.0002	0.0044	05:09:39	Yes

Tl



0607164-03 x5
 (Replicate 1)
 (AA)

0607164-03 x5
 (Replicate 1)
 (BG)

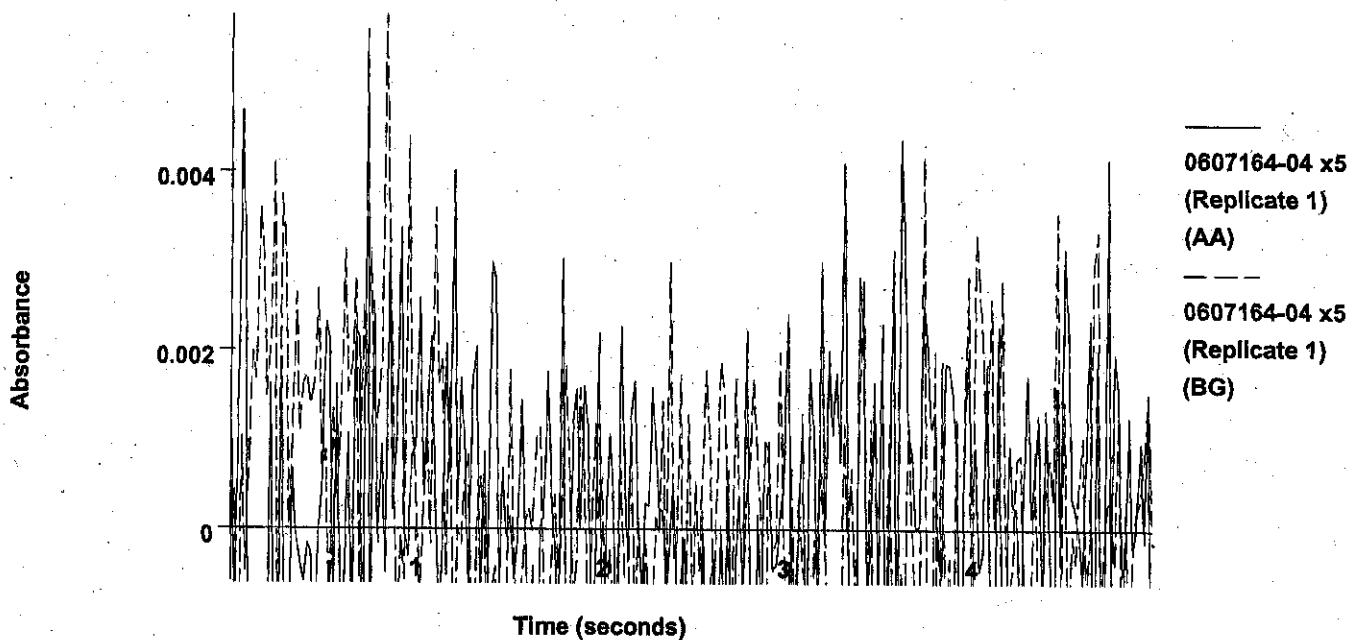
2	-1.2	-1.2	-0.0019	-0.0011	0.0042	-0.0010	0.0052	05:12:29	Yes
Mean:	-1.0	-1.0	-0.0016						
SD :	0.24	0.24	0.0004						
%RSD:	23.99	23.99	23.53						

W

=====
 Element: Tl Seq. No.: 81 AS Loc.: 32 Date: 07/18/2006
 Sample ID: 0607164-04 x5
 µL dispensed: 10 from 148, 5 from 147, 15 from 32
 =====

Repl #	SampleConc µg/L	StndConc µg/L	BlkCorr Signal	Peak Area	Peak Height	Bkgnd Area	Bkgnd Height	Time	Peak Stored
1	0.5	0.5	0.0007	0.0016	0.0056	0.0015	0.0058	05:15:18	Yes

Tl

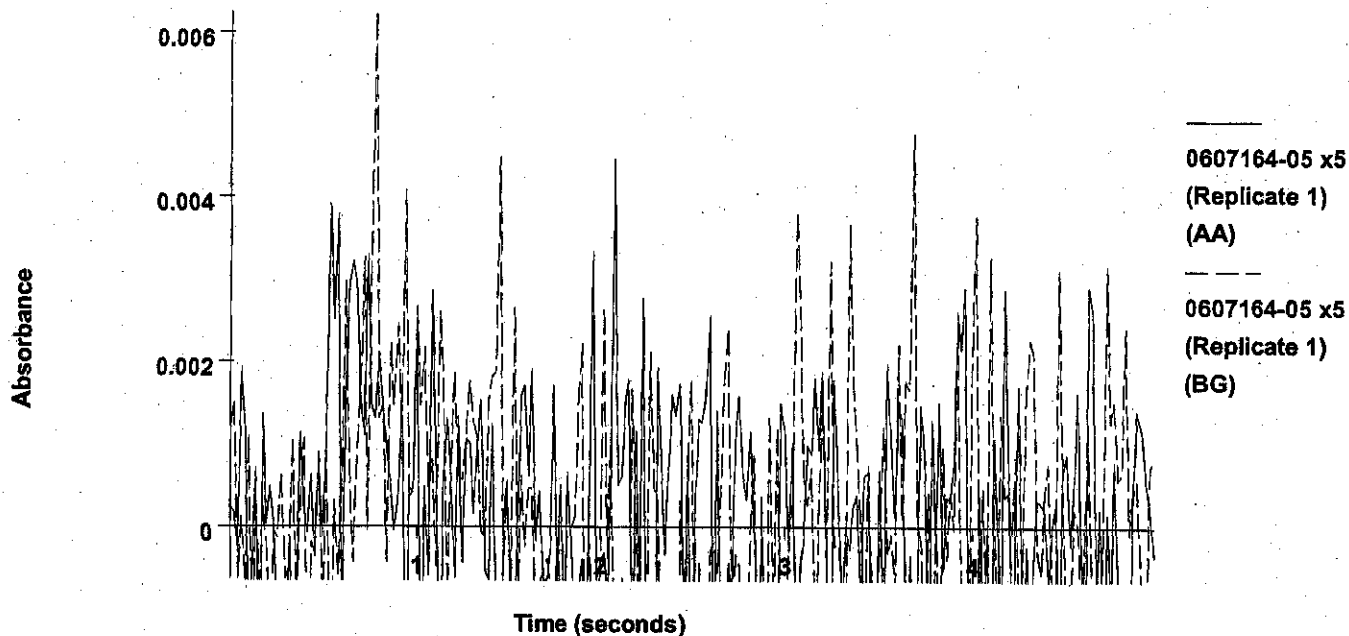


2	-0.4	-0.4	-0.0006	0.0002	0.0037	0.0009	0.0053	05:18:08	Yes
Mean:	0.1	0.1	0.0001						
SD :	0.60	0.60	0.0010						
%RSD:	1169	1169	1898.80						

=====
 Element: Tl Seq. No.: 82 AS Loc.: 33 Date: 07/18/2006
 Sample ID: 0607164-05 x5
 µL dispensed: 10 from 148, 5 from 147, 15 from 33
 =====

Repl #	SampleConc µg/L	StdConc µg/L	BlkCorr Signal	Peak Area	Peak Height	Bkgnd Area	Bkgnd Height	Time	Peak Stored
1	0.1	0.1	0.0001	0.0009	0.0045	0.0011	0.0062	05:20:58	Yes

Tl



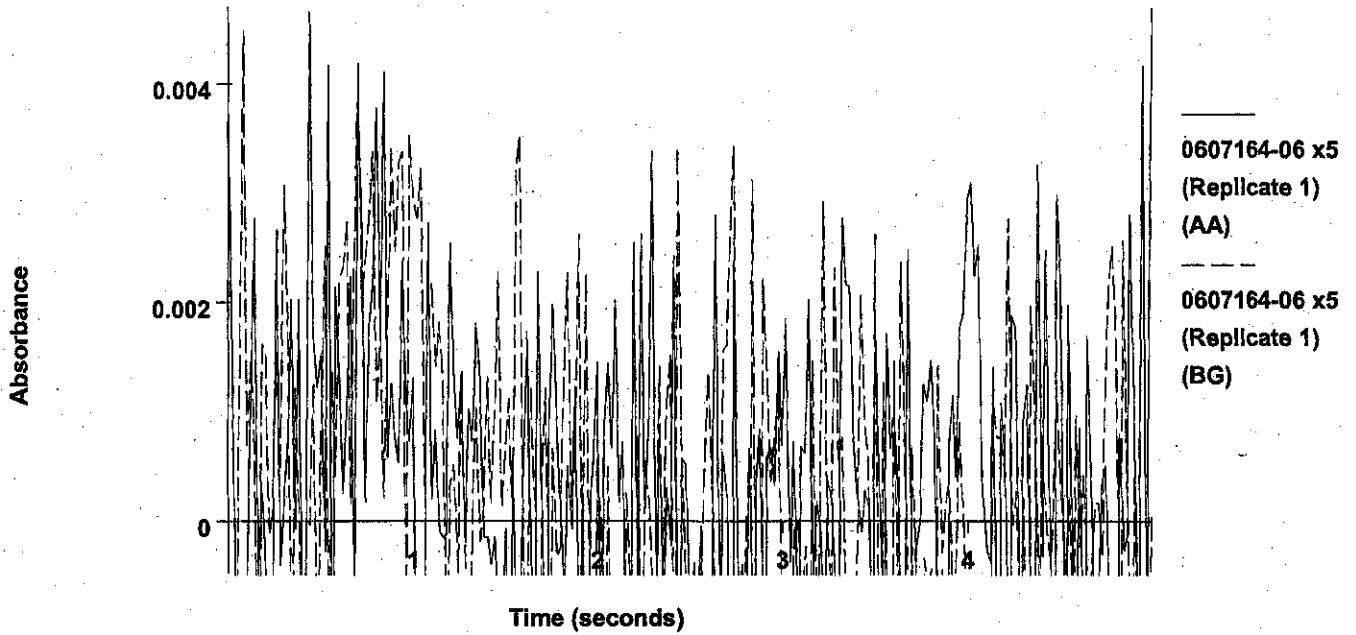
2	0.3	0.3	0.0005	0.0013	0.0062	0.0024	0.0063	05:23:49	Yes
Mean:	0.2	0.2	0.0003						
SD :	0.18	0.18	0.0003						
%RSD:	89.96	89.96	99.69						

AD

=====
 Element: Tl Seq. No.: 83 AS Loc.: 34 Date: 07/18/2006
 Sample ID: 0607164-06 x5
 µL dispensed: 10 from 148, 5 from 147, 15 from 34
 =====

Repl #	SampleConc µg/L	StdConc µg/L	BlkCorr Signal	Peak Area	Peak Height	Bkgnd Area	Bkgnd Height	Time	Peak Stored
1	0.7	0.7	0.0011	0.0020	0.0047	0.0013	0.0045	05:26:39	Yes

TI



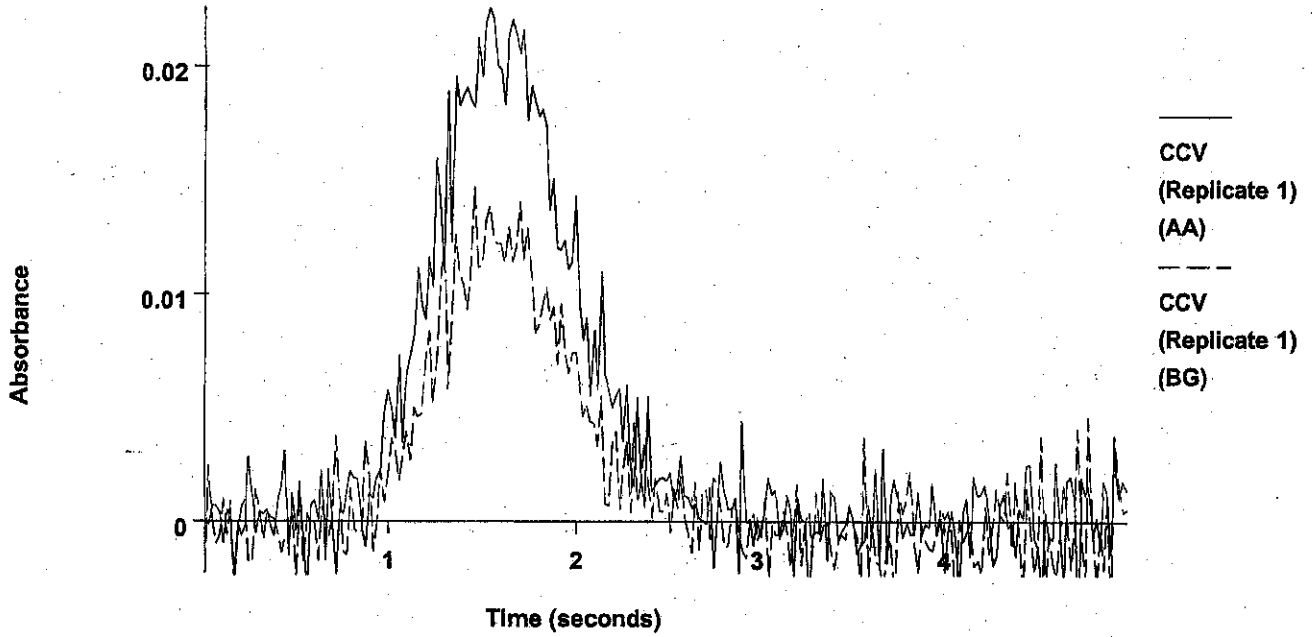
2	-0.1	-0.1	-0.0002	0.0006	0.0058	0.0015	0.0054	05:29:29	Yes
Mean:	0.3	0.3	0.0005						
SD :	0.59	0.59	0.0009						
%RSD:	192.4	192.4	205.52						

W

=====
 Element: TI Seq. No.: 84 AS Loc.: 124 Date: 07/18/2006
 Sample ID: CCV
 µL dispensed: 10 from 148, 5 from 147, 15 from 124
 =====

Repl #	SampleConc µg/L	StndConc µg/L	BlkCorr Signal	Peak Area	Peak Height	Bkgnd Area	Bkgnd Height	Time	Peak Stored
1	11.3	11.3	0.0180	0.0188	0.0226	0.0096	0.0147	05:32:20	Yes

TI



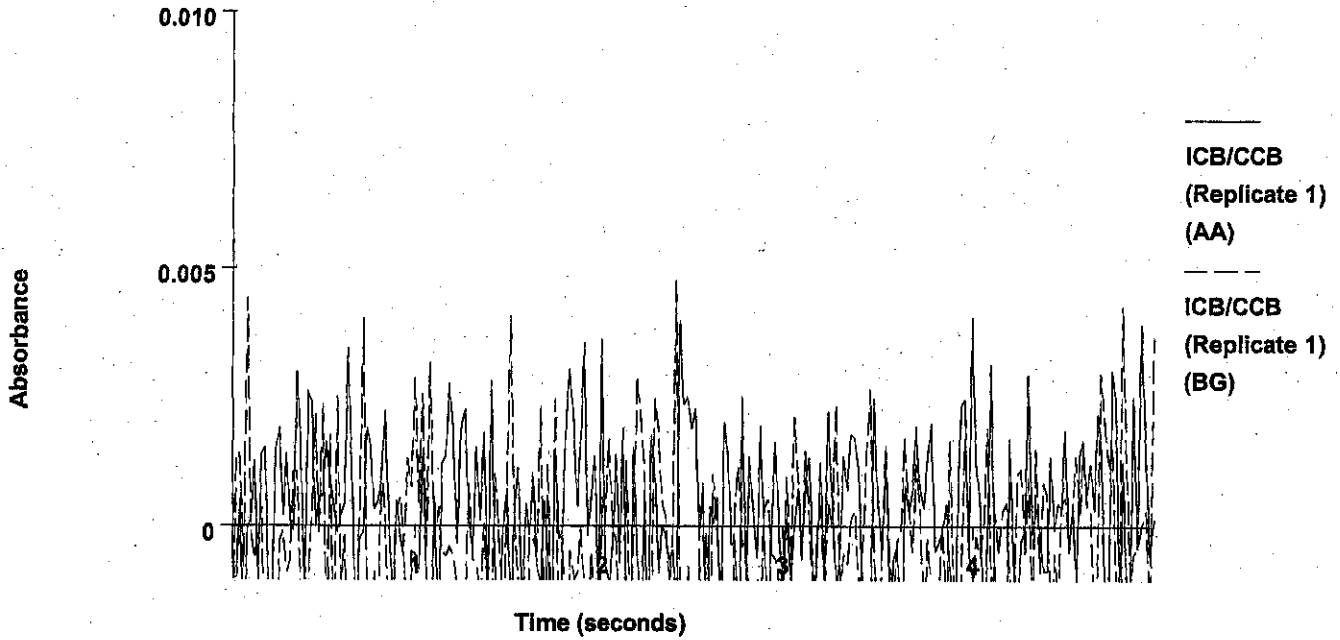
2	9.9	9.9	0.0157	0.0166	0.0244	0.0092	0.0143	05:35:13	Yes
Mean:	10.6	10.6	0.0169						
SD :	1.01	1.01	0.0016						
%RSD:	9.51	9.51	9.53						

QC value within specified limits.

=====
 Element: TL Seq. No.: 85 AS Loc.: 148 Date: 07/18/2006
 Sample ID: ICB/CCB
 µL dispensed: 10 from 148, 5 from 147, 15 from 148
 =====

Repl #	SampleConc µg/L	StndConc µg/L	BlkCorr Signal	Peak Area	Peak Height	Bkgnd Area	Bkgnd Height	Time	Peak Stored
1	0.3	0.3	0.0005	0.0013	0.0041	-0.0015	0.0048	05:38:03	Yes

Tl



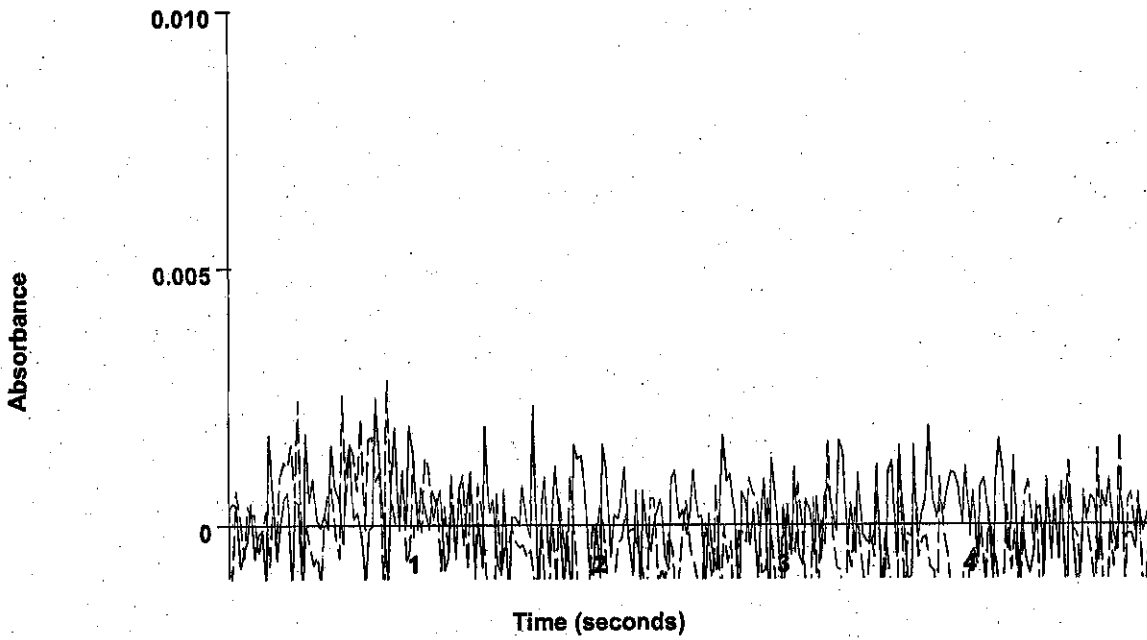
2	-0.2	-0.2	-0.0004	0.0005	0.0049	-0.0003	0.0039	05:40:52	Yes
Mean:	0.1	0.1	0.0001						
SD :	0.38	0.38	0.0006						
%RSD:	551.0	551.0	767.95						

QC value within specified limits.

=====
 Element: Tl Seq. No.: 86 AS Loc.: 35 Date: 07/18/2006
 Sample ID: 0607164-07 x5
 µL dispensed: 10 from 148, 5 from 147, 15 from 35
 =====

Repl #	SampleConc µg/L	StdConc µg/L	Blncorr Signal	Peak Area	Peak Height	Bkgnd Area	Bkgnd Height	Time	Peak Stored
1	0.0	0.0	0.0000	0.0008	0.0025	-0.0012	0.0028	05:43:41	Yes

TI



 0607164-07 x5
 (Replicate 1)
 (AA)

0607164-07 x5
 (Replicate 1)
 (BG)

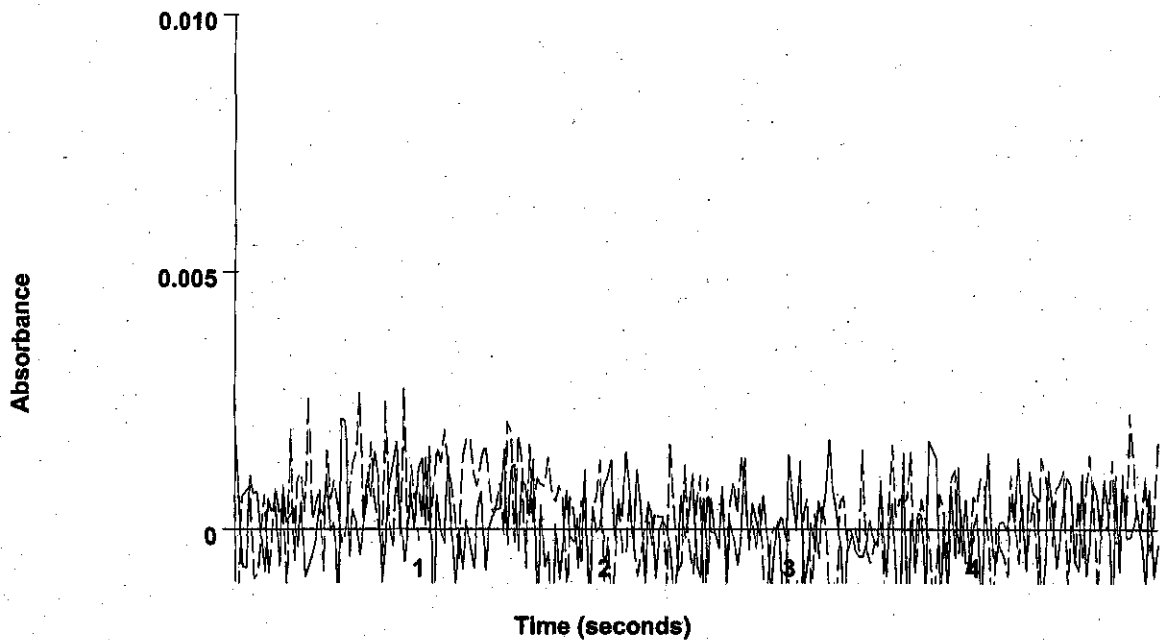
2	-0.2	-0.2	-0.0003	0.0005	0.0029	-0.0008	0.0024	05:46:32	Yes
Mean:	-0.1	-0.1	-0.0002						
SD :	0.14	0.14	0.0002						
%RSD:	140.9	140.9	116.90						

M

=====
 Element: Tl Seq. No.: 87 AS Loc.: 36 Date: 07/18/2006
 Sample ID: 0607164-08 x5
 µL dispensed: 10 from 148, 5 from 147, 15 from 36
 =====

Repl #	SampleConc µg/L	StndConc µg/L	BlkCorr Signal	Peak Area	Peak Height	Bkgnd Area	Bkgnd Height	Time	Peak Stored
1	-0.2	-0.2	-0.0004	0.0005	0.0022	0.0013	0.0027	05:49:22	Yes

Tl



0607164-08 x5
(Replicate 1)
(AA)

0607164-08 x5
(Replicate 1)
(BG)

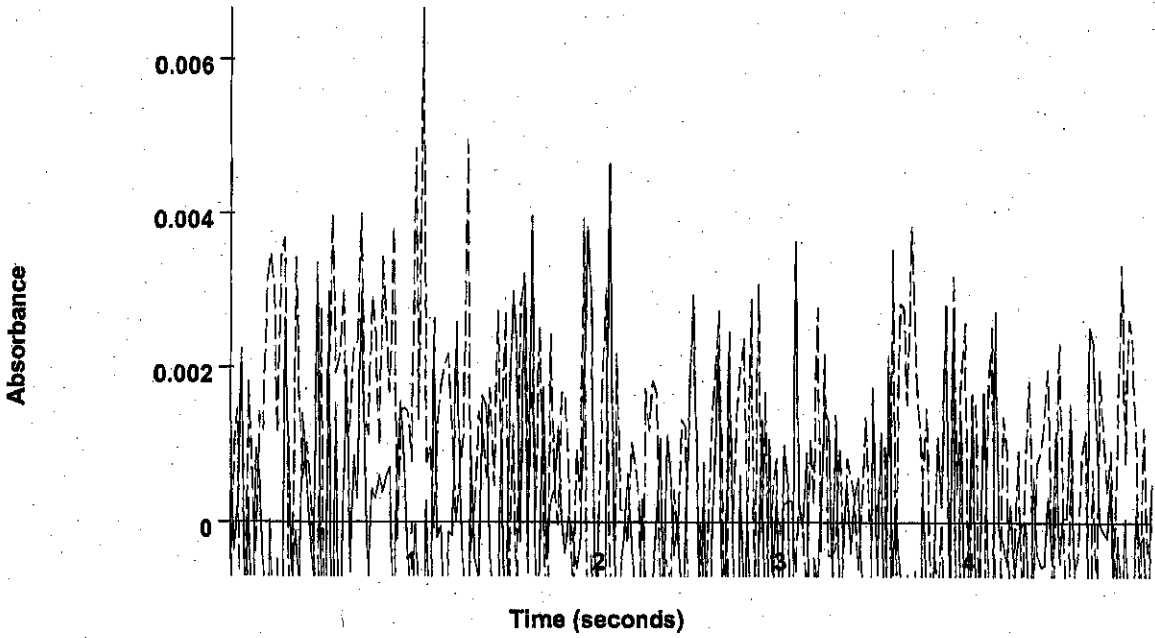
2	0.3	0.3	0.0004	0.0013	0.0040	0.0018	0.0054	05:52:12	Yes
Mean:	0.0	0.0	0.0000						
SD :	0.36	0.36	0.0006						
%RSD:	1119	1119	2917.18						

W

=====
Element: Tl Seq. No.: 88 AS Loc.: 37 Date: 07/18/2006
Sample ID: 0607164-09 x5
µL dispensed: 10 from 148, 5 from 147, 15 from 37
=====

Repl #	SampleConc µg/L	StndConc µg/L	BlnkCorr Signal	Peak Area	Peak Height	Bkgnd Area	Bkgnd Height	Time	Peak Stored
1	-0.7	-0.7	-0.0012	-0.0004	0.0046	0.0037	0.0067	05:55:02	Yes

Tl



0607164-09 x5
(Replicate 1)
(AA)
0607164-09 x5
(Replicate 1)
(BG)

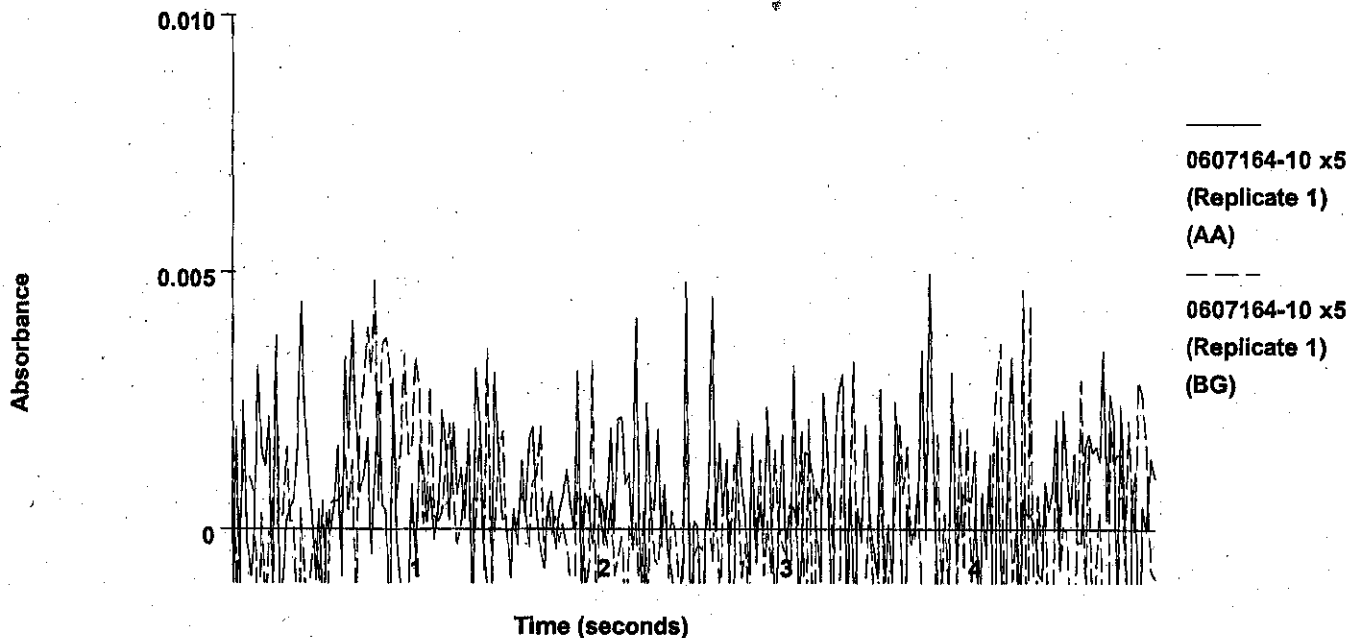
2	0.3	0.3	0.0005	0.0013	0.0042	0.0010	0.0045	05:57:53	Yes
Mean:	-0.2	-0.2	-0.0004						
SD :	0.74	0.74	0.0012						
%RSD:	346.2	346.2	316.89						

PA

=====
Element: Tl Seq. No.: 89 AS Loc.: 38 Date: 07/18/2006
Sample ID: 0607164-10 x5
µL dispensed: 10 from 148, 5 from 147, 15 from 38
=====

Repl #	SampleConc µg/L	StndConc µg/L	BlkCorr Signal	Peak Area	Peak Height	Bkgnd Area	Bkgnd Height	Time	Peak Stored
1	1.1	1.1	0.0017	0.0025	0.0050	0.0009	0.0049	06:00:43	Yes

Tl



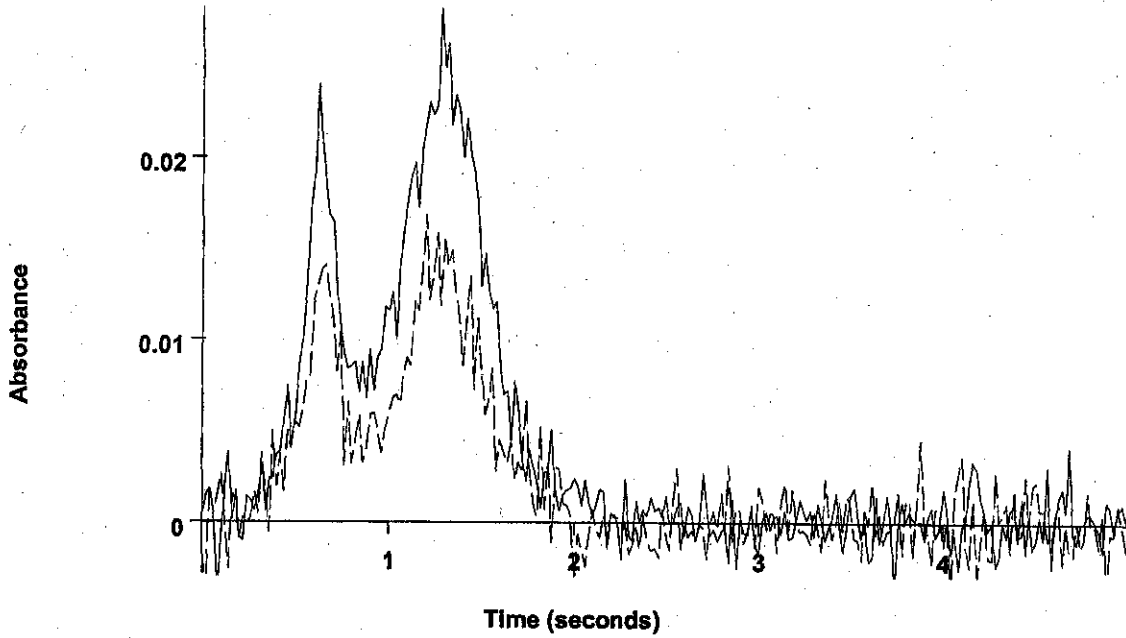
2	-1.0	-1.0	-0.0016	-0.0007	0.0033	0.0009	0.0057	06:03:33	Yes
Mean:	0.0	0.0	0.0000						
SD :	1.43	1.43	0.0023						
%RSD:	2885	2885	4781.85						

Handwritten mark resembling a stylized 'D' or '10'.

=====
 Element: Tl Seq. No.: 90 AS Loc.: 38 Date: 07/18/2006
 Sample ID: 0607164-10 x5
 µL dispensed: 7 from 148, 5 from 147, 3 from 131, 15 from 38
 =====

Repl #	SampleConc µg/L	StndConc µg/L	BlkCorr Signal	Peak Area	Peak Height	Bkgnd Area	Bkgnd Height	Time	Peak Stored
1	12.0	12.0	0.0191	0.0200	0.0282	0.0112	0.0168	06:06:31	Yes

TI



0607164-10 x5
(Replicate 1)
(AA)

0607164-10 x5
(Replicate 1)
(BG)

2	11.7	11.7	0.0187	0.0196	0.0239	0.0128	0.0178	06:09:29	Yes
Mean:	11.9	11.9	0.0189						
SD :	0.18	0.18	0.0003						
%RSD:	1.54	1.54	1.54						

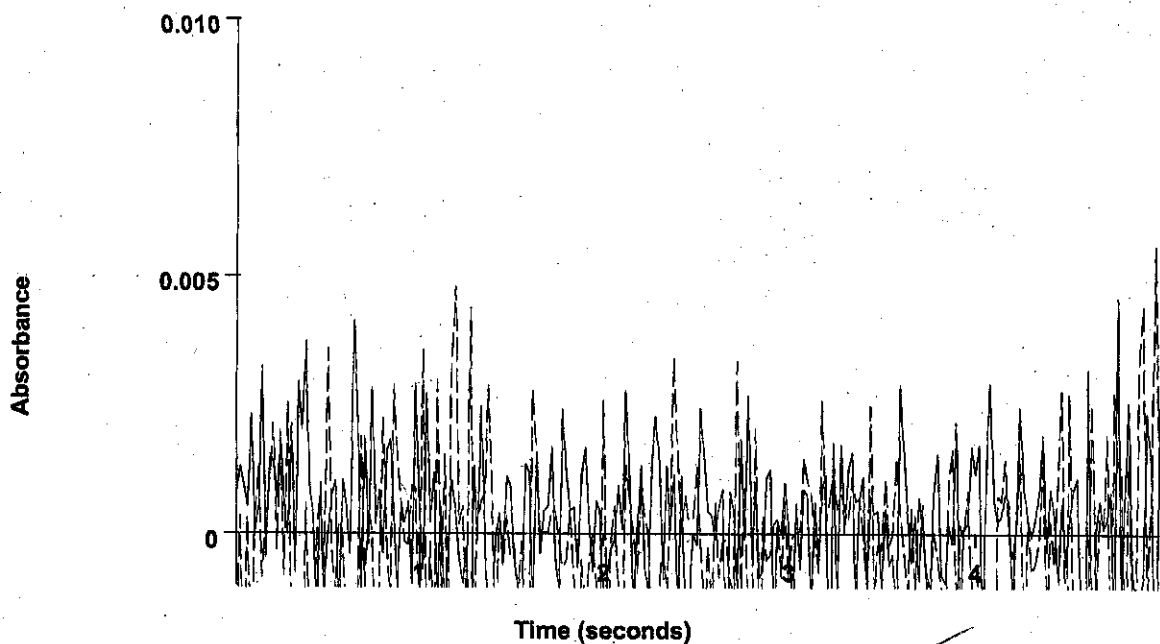
Recovery for Tl = 118.6 %, greater than upper limit 115 %

high

=====
 Element: Tl Seq. No.: 91 AS Loc.: 38 Date: 07/18/2006
 Sample ID: 0607164-10 x5
 µL dispensed: 20 from 148, 5 from 147, 5 from 38
 =====

Repl #	SampleConc µg/L	StdConc µg/L	BlankCorr Signal	Peak Area	Peak Height	Bkgnd Area	Bkgnd Height	Time	Peak Stored
1	1.4	0.5	0.0007	0.0016	0.0046	-0.0002	0.0056	06:12:19	Yes

Tl



0607164-10 x5
 (Replicate 1)
 (AA)

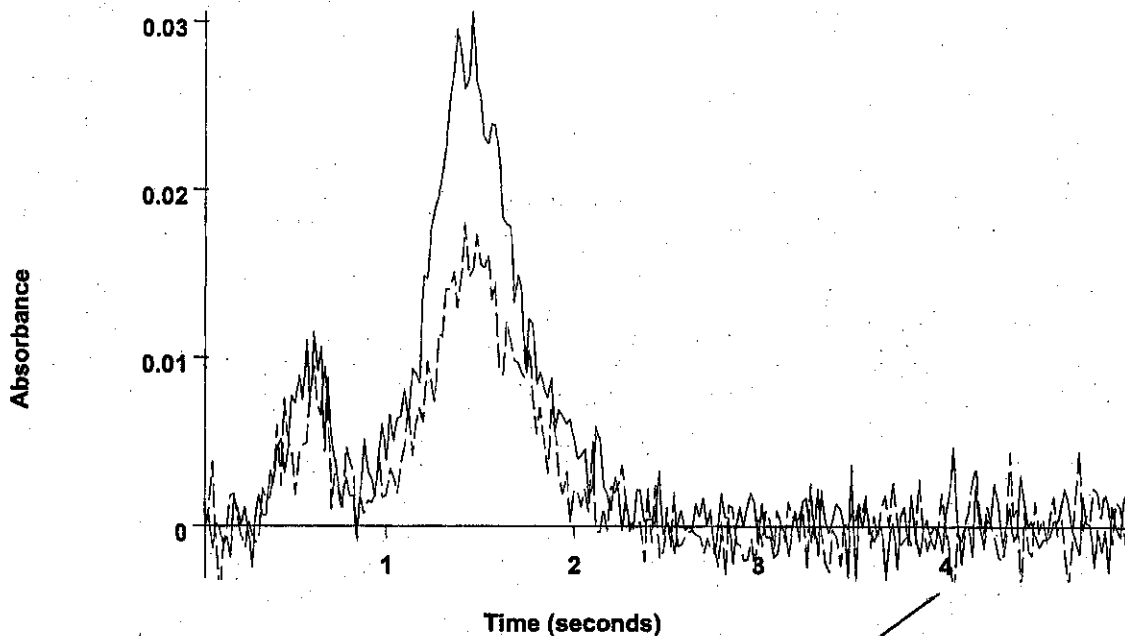
0607164-10 x5
 (Replicate 1)
 (BG)

2 -1.5 -0.5 -0.0008 0.0000 0.0045 -0.0006 0.0039 06:15:09 Yes
 Mean: 0.0 0.0 0.0000
 SD : 2.06 0.69 0.0011
 %RSD: 15320 15320 2842.54

=====
 Element: Tl Seq. No.: 92 AS Loc.: 38 Date: 07/18/2006
 Sample ID: 0607164-10 x5
 µL dispensed: 17 from 148, 5 from 147, 3 from 131, 5 from 38
 =====

Repl #	SampleConc µg/L	StndConc µg/L	BlnkCorr Signal	Peak Area	Peak Height	Bkgnd Area	Bkgnd Height	Time	Peak Stored
1	35.6	11.9	0.0189	0.0198	0.0306	0.0119	0.0180	06:18:06	Yes

TI



0607164-10 x5
(Replicate 1)
(AA)

0607164-10 x5
(Replicate 1)
(BG)

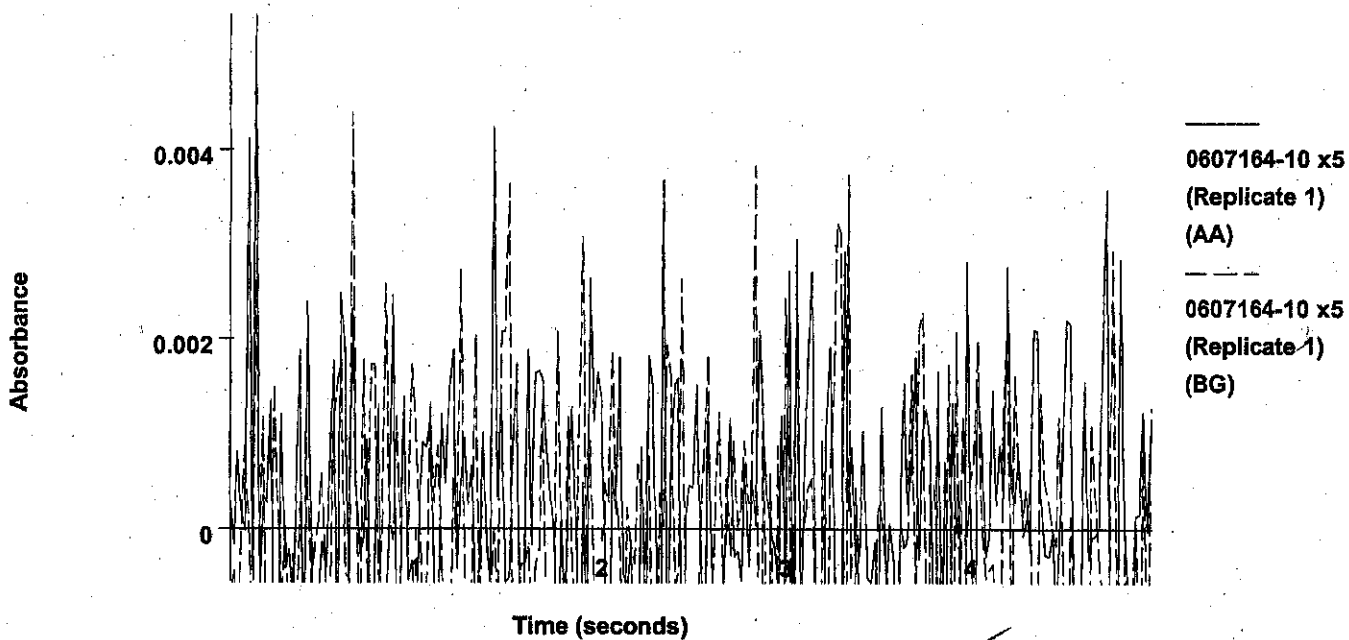
2	34.8	11.6	0.0185	0.0193	0.0267	0.0124	0.0173	06:21:05	Yes
Mean:	35.2	11.7	0.0187						
SD :	0.56	0.19	0.0003						
%RSD:	1.59	1.59	1.60						

Recovery for Tl = 117.3 %, greater than upper limit 115 %

=====
 Element: Tl Seq. No.: 93 AS Loc.: 38 Date: 07/18/2006
 Sample ID: 0607164-10 x5
 µL dispensed: 22 from 148, 5 from 147, 3 from 38
 =====

Repl #	SampleConc µg/L	StdConc µg/L	BlkCorr Signal	Peak Area	Peak Height	Bkgnd Area	Bkgnd Height	Time	Peak Stored
1	1.1	0.2	0.0003	0.0012	0.0054	-0.0003	0.0044	06:23:54	Yes

Tl

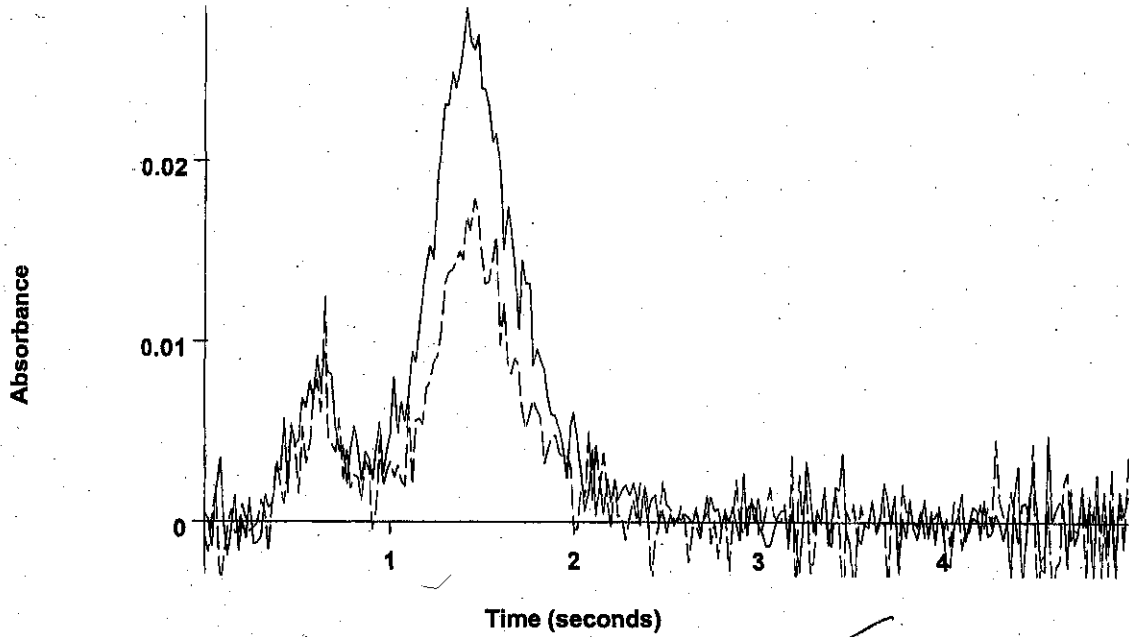


2	-2.4	-0.5	-0.0008	0.0000	0.0038	-0.0013	0.0032	06:26:44	Yes
Mean:	-0.6	-0.1	-0.0002						
SD :	2.50	0.50	0.0008						
%RSD:	392.9	392.9	340.26						

Element: Tl Seq. No.: 94 AS Loc.: 38 Date: 07/18/2006
 Sample ID: 0607164-10 x5
 µL dispensed: 19 from 148, 5 from 147, 3 from 131, 3 from 38

Repl #	SampleConc µg/L	StdConc µg/L	BlnkCorr Signal	Peak Area	Peak Height	Bkgnd Area	Bkgnd Height	Time	Peak Stored
1	56.9	11.4	0.0181	0.0190	0.0285	0.0115	0.0179	06:29:42	Yes

Tl



0607164-10 x5
 (Replicate 1)
 (AA)

0607164-10 x5
 (Replicate 1)
 (BG)

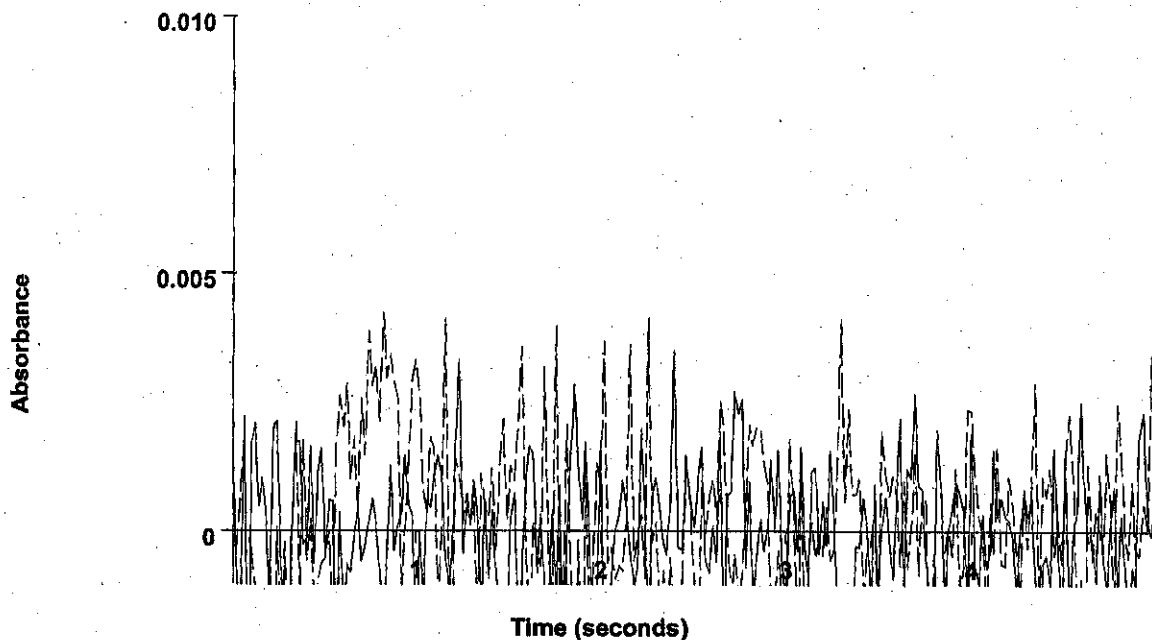
2	56.7	11.3	0.0181	0.0189	0.0263	0.0123	0.0178	06:32:41	Yes
Mean:	56.8	11.4	0.0181						
SD :	0.14	0.03	0.0000						
%RSD:	0.24	0.24	0.24						

Recovery for Tl = 113.5 % within 85 % to 115 %

=====
 Element: Tl Seq. No.: 95 AS Loc.: 39 Date: 07/18/2006
 Sample ID: bg61321-dupl x5
 µL dispensed: 10 from 148, 5 from 147, 15 from 39
 =====

Repl #	SampleConc µg/L	StdConc µg/L	BlkCorr Signal	Peak Area	Peak Height	Bkgnd Area	Bkgnd Height	Time	Peak Stored
1	-0.4	-0.4	-0.0006	0.0002	0.0035	0.0013	0.0042	06:35:31	Yes

Tl



 bg61321-dup1 x5
 (Replicate 1)
 (AA)

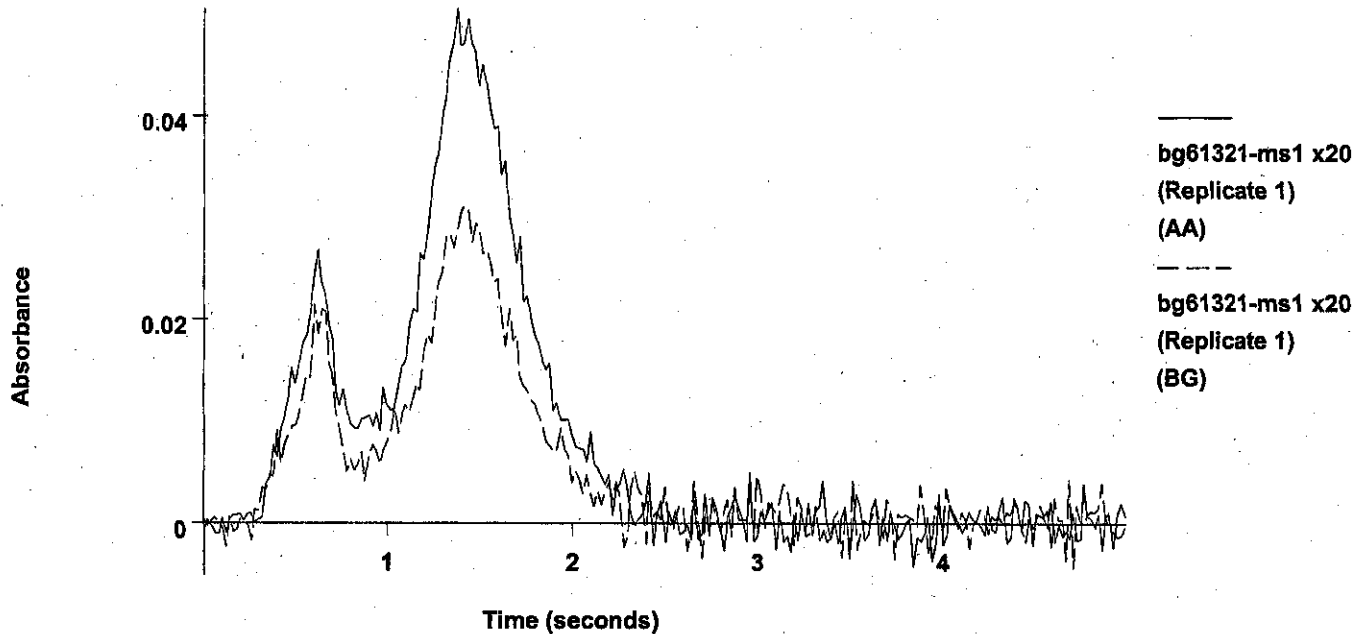
 bg61321-dup1 x5
 (Replicate 1)
 (BG)

2	-0.6	-0.6	-0.0011	-0.0002	0.0040	-0.0013	0.0045	06:38:22	Yes
Mean:	-0.5	-0.5	-0.0008						
SD :	0.20	0.20	0.0003						
%RSD:	38.32	38.32	36.90						

=====
 Element: Tl Seq. No.: 96 AS Loc.: 40 Date: 07/18/2006
 Sample ID: bg61321-ms1 x20
 µL dispensed: 10 from 148, 5 from 147, 15 from 40
 =====

Repl #	SampleConc µg/L	StndConc µg/L	BlkCorr Signal	Peak Area	Peak Height	Bkgnd Area	Bkgnd Height	Time	Peak Stored
1	24.1	24.1	0.0384	0.0393	0.0505	0.0265	0.0312	06:41:13	Yes

Tl



 bg61321-ms1 x20
 (Replicate 1)
 (AA)

 bg61321-ms1 x20
 (Replicate 1)
 (BG)

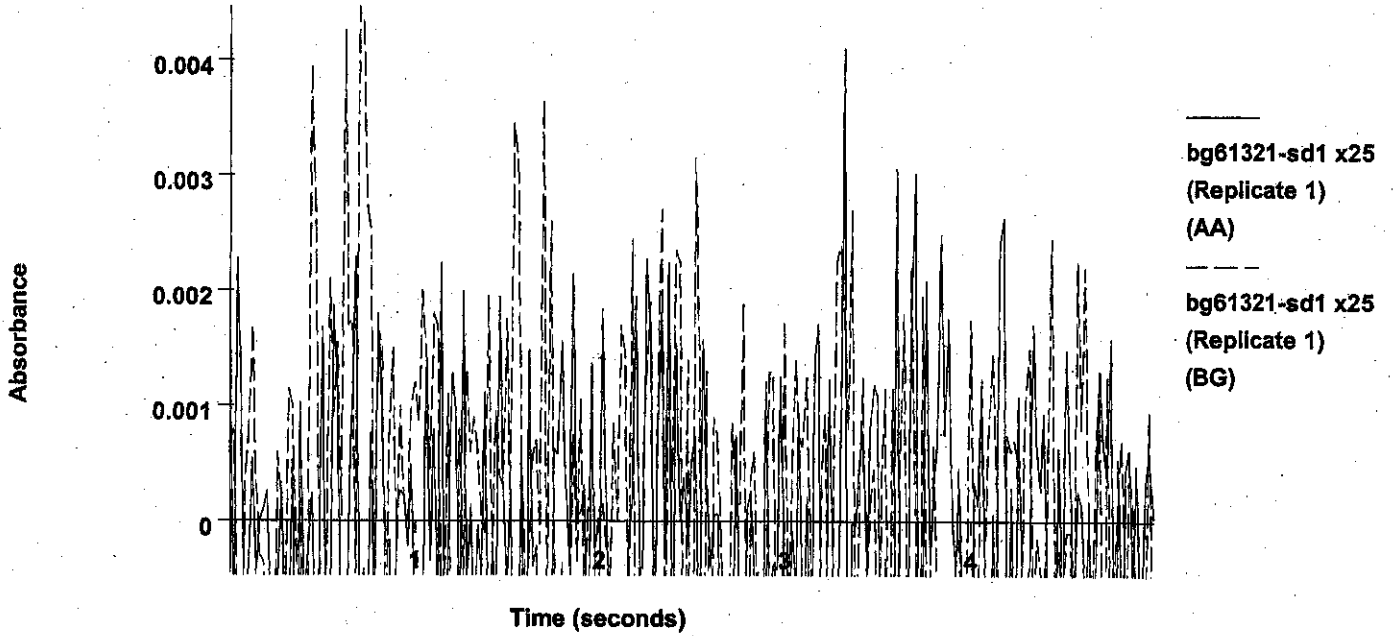
2	24.6	24.6	0.0393	0.0401	0.0479	0.0242	0.0298	06:44:03	Yes
Mean:	24.3	24.3	0.0389						
SD :	0.38	0.38	0.0006						
%RSD:	1.57	1.57	1.57						

975

=====
 Element: Tl Seq. No.: 97 AS Loc.: 41 Date: 07/18/2006
 Sample ID: bg61321-sdl x25
 µL dispensed: 10 from 148, 5 from 147, 15 from 41
 =====

Repl #	SampleConc µg/L	StndConc µg/L	BlkCorr Signal	Peak Area	Peak Height	Bkgnd Area	Bkgnd Height	Time	Peak Stored
1	-0.8	-0.8	-0.0013	-0.0005	0.0041	0.0010	0.0045	06:46:52	Yes

Tl



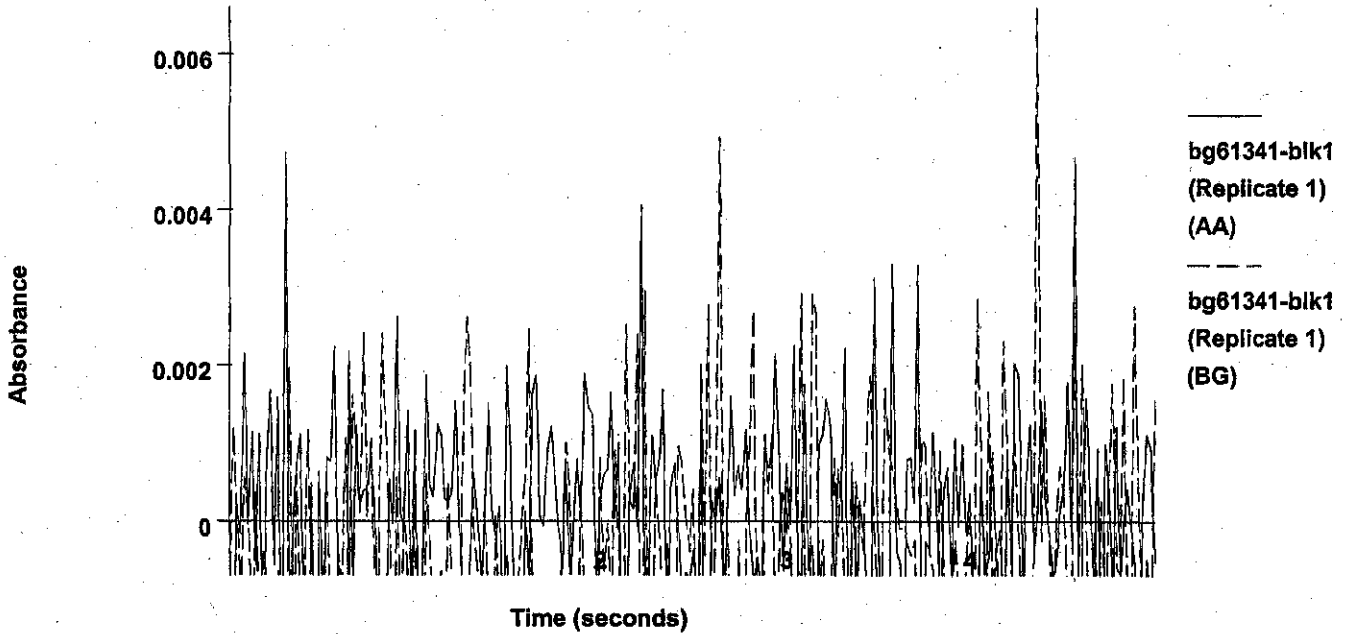
2	-0.4	-0.4	-0.0006	0.0002	0.0025	0.0012	0.0029	06:49:42	Yes
Mean:	-0.6	-0.6	-0.0010						
SD :	0.30	0.30	0.0005						
%RSD:	50.18	50.18	48.56						

W

 Element: Tl Seq. No.: 98 AS Loc.: 42 Date: 07/18/2006
 Sample ID: bg61341-blk1
 µL dispensed: 10 from 148, 5 from 147, 15 from 42

Repl #	SampleConc µg/L	StndConc µg/L	BlkCorr Signal	Peak Area	Peak Height	Bkgnd Area	Bkgnd Height	Time	Peak Stored
1	-0.2	-0.2	-0.0004	0.0004	0.0047	-0.0018	0.0066	06:52:32	Yes

Tl



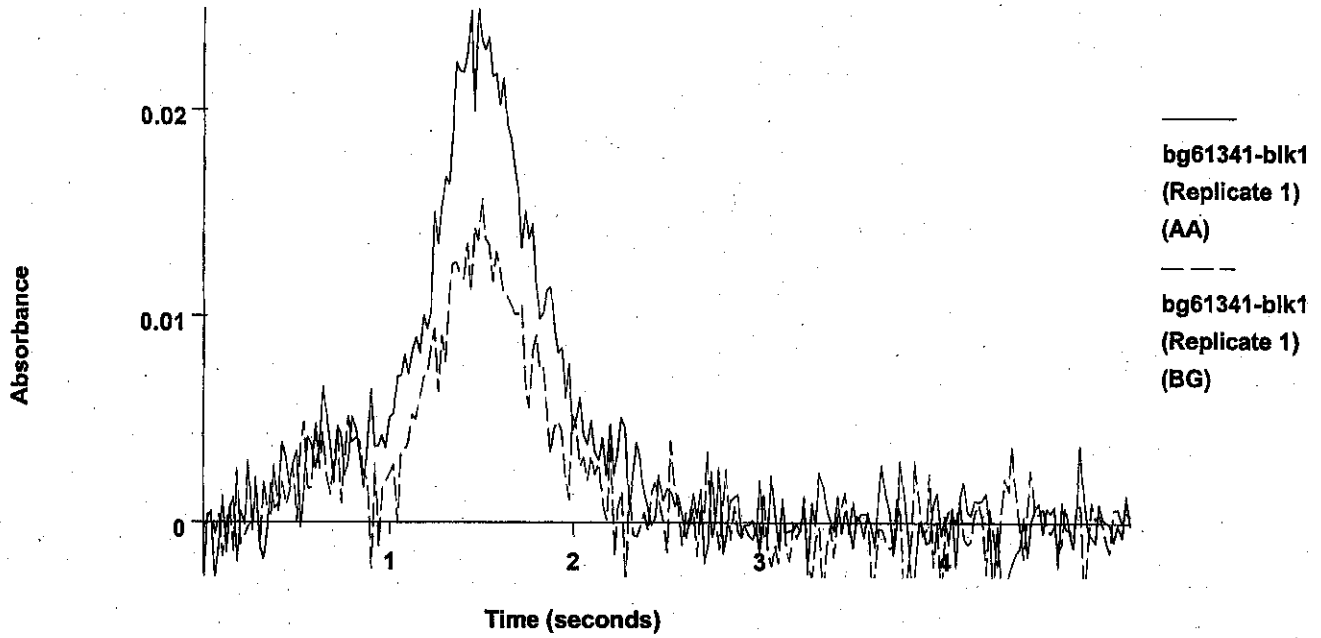
2	0.0	0.0	0.0000	0.0008	0.0039	-0.0010	0.0041	06:55:23	Yes
Mean:	-0.1	-0.1	-0.0002						
SD :	0.17	0.17	0.0003						
%RSD:	173.4	173.4	144.89						

u

=====
 Element: Tl Seq. No.: 99 AS Loc.: 42 Date: 07/18/2006
 Sample ID: bg61341-blk1
 µL dispensed: 7 from 148, 5 from 147, 3 from 131, 15 from 42
 =====

Repl #	SampleConc µg/L	StdConc µg/L	BlkCorr Signal	Peak Area	Peak Height	Bkgnd Area	Bkgnd Height	Time	Peak Stored
1	10.9	10.9	0.0174	0.0183	0.0249	0.0100	0.0157	06:58:23	Yes

Tl



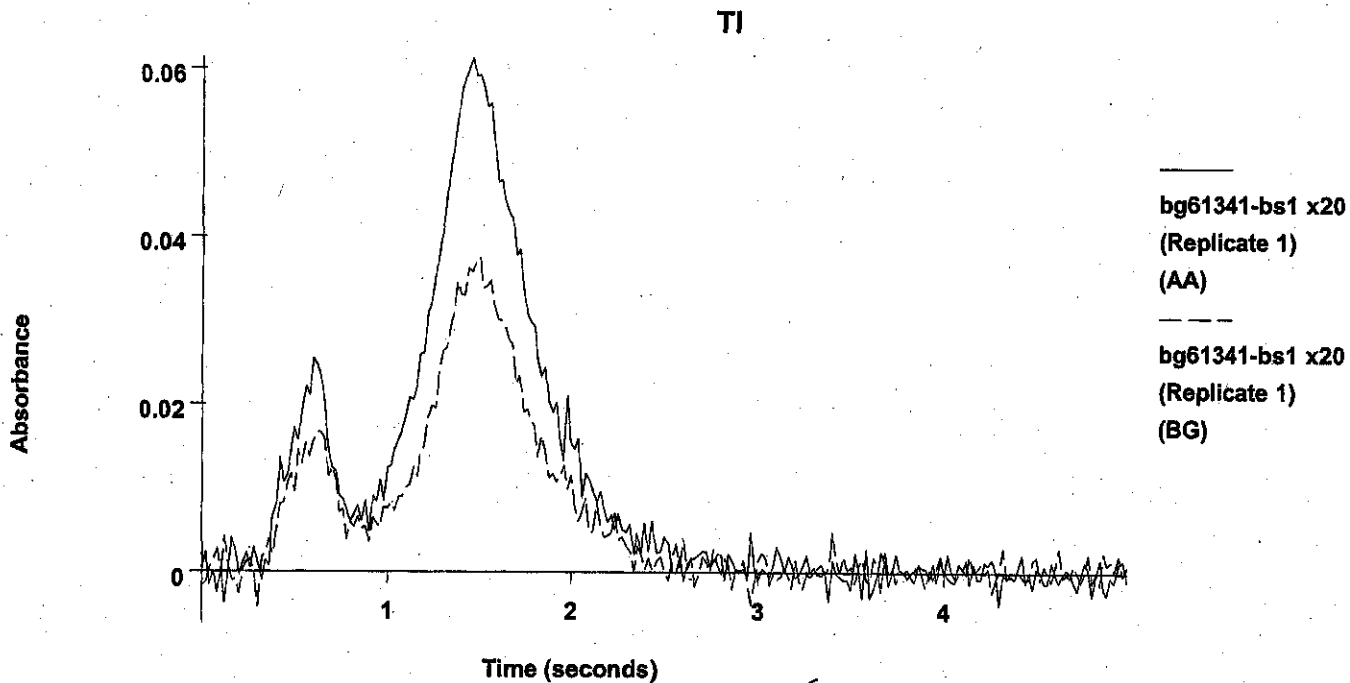
bg61341-blk1
(Replicate 1)
(AA)
bg61341-blk1
(Replicate 1)
(BG)

2	11.5	11.5	0.0184	0.0192	0.0287	0.0118	0.0165	07:01:22	Yes
Mean:	11.2	11.2	0.0179						
SD :	0.41	0.41	0.0007						
%RSD:	3.64	3.64	3.64						

Recovery for Tl = 112.2 % within 85 % to 115 %

=====
 Element: Tl Seq. No.: 100 AS Loc.: 43 Date: 07/18/2006
 Sample ID: bg61341-bs1 x20
 µL dispensed: 10 from 148, 5 from 147, 15 from 43
 =====

Repl #	SampleConc µg/L	StndConc µg/L	BlkCorr Signal	Peak Area	Peak Height	Bkgnd Area	Bkgnd Height	Time	Peak Stored
1	29.3	29.3	0.0468	0.0476	0.0612	0.0301	0.0375	07:04:13	Yes



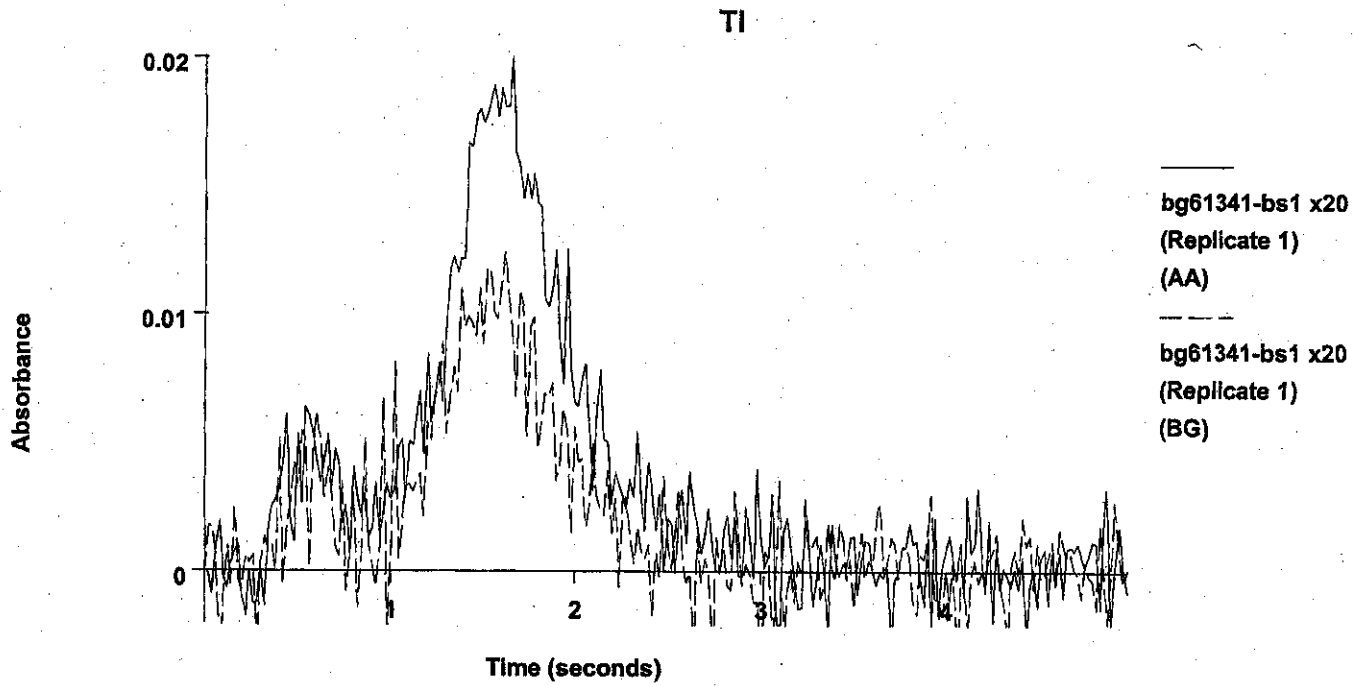
bg61341-bs1 x20
(Replicate 1)
(AA)

bg61341-bs1 x20
(Replicate 1)
(BG)

Sample absorbance is greater than that of the highest standard.
 2 27.6 27.6 0.0441 0.0449 0.0522 0.0256 0.0321 07:07:03 Yes
 Sample absorbance is greater than that of the highest standard.
 Mean: 28.5 28.5 0.0454
 SD : 1.20 1.20 0.0019
 %RSD: 4.20 4.20 4.21
 Sample absorbance is greater than that of the highest standard.
 Result for Tl is greater than 100 percent of calibration range.

=====
 Element: Tl Seq. No.: 101 AS Loc.: 43 Date: 07/18/2006
 Sample ID: bg61341-bs1 x20
 µL dispensed: 20 from 148, 5 from 147, 5 from 43
 =====

Repl #	SampleConc µg/L	StndConc µg/L	BlnkCorr Signal	Peak Area	Peak Height	Bkgnd Area	Bkgnd Height	Time	Peak Stored
1	30.9	10.3	0.0164	0.0173	0.0200	0.0099	0.0124	07:09:52	Yes



2	26.1	8.7	0.0139	0.0147	0.0196	0.0122	0.0140	07:12:41	Yes
Mean:	28.5	9.5	0.0152						
SD :	3.39	1.13	0.0018						
%RSD:	11.90	11.90	11.92						

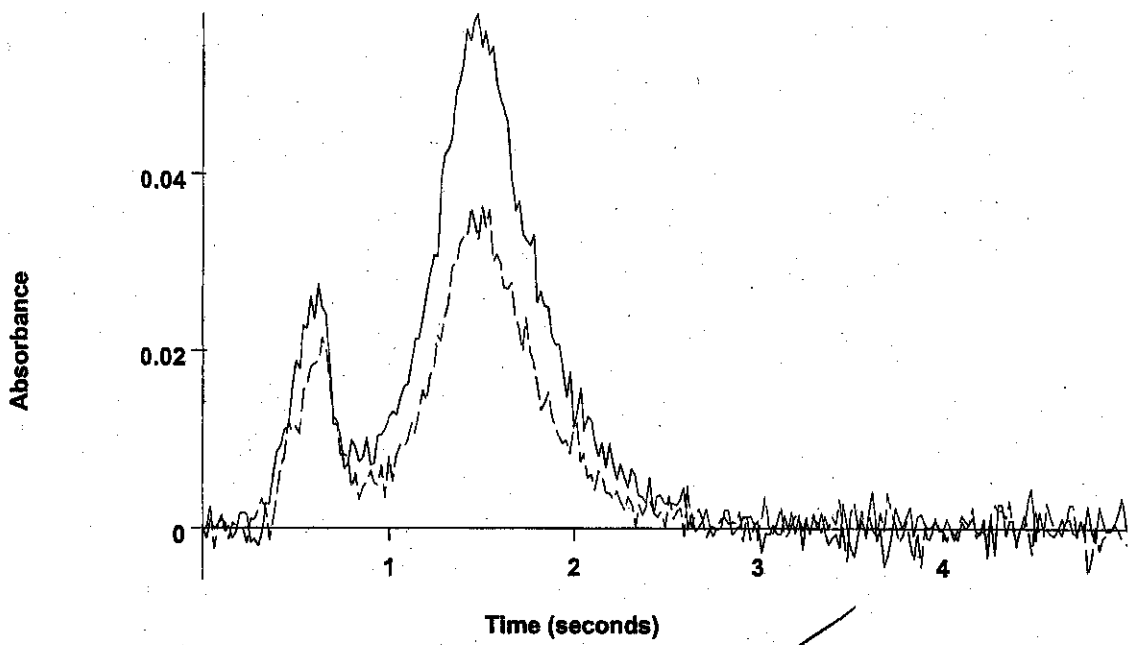
x60

1145

 Element: Tl Seq. No.: 102 AS Loc.: 44 Date: 07/18/2006
 Sample ID: bg61341-bsd1 x20
 µL dispensed: 10 from 148, 5 from 147, 15 from 44

Repl #	SampleConc µg/L	StndConc µg/L	BlnkCorr Signal	Peak Area	Peak Height	Bkgnd Area	Bkgnd Height	Time	Peak Stored
1	29.2	29.2	0.0467	0.0475	0.0581	0.0300	0.0363	07:15:31	Yes

Tl



 bg61341-bsd1 x20
 (Replicate 1)
 (AA)

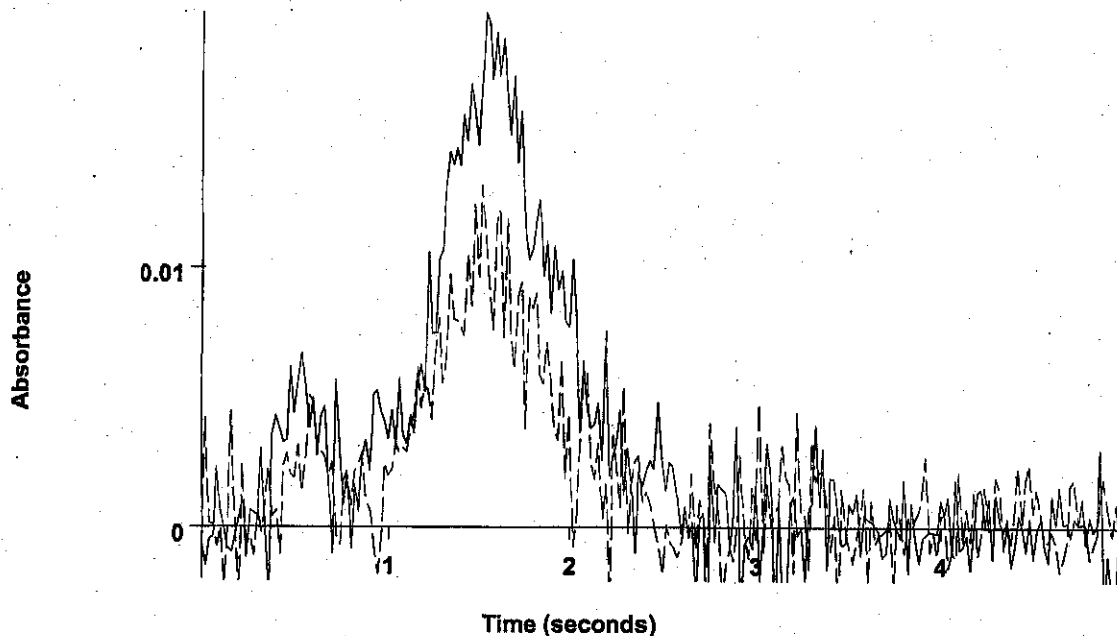
 bg61341-bsd1 x20
 (Replicate 1)
 (BG)

Sample absorbance is greater than that of the highest standard.
 2 26.5 26.5 0.0423 0.0431 0.0496 0.0293 0.0314 07:18:23 Yes
 Sample absorbance is greater than that of the highest standard.
 Mean: 27.8 27.8 0.0445
 SD : 1.93 1.93 0.0031
 %RSD: 6.93 6.93 6.94
 Sample absorbance is greater than that of the highest standard.
 Result for Tl is greater than 100 percent of calibration range.

=====
 Element: Tl Seq. No.: 103 AS Loc.: 44 Date: 07/18/2006
 Sample ID: bg61341-bsd1 x20
 µL dispensed: 20 from 148, 5 from 147, 5 from 44
 =====

Repl #	SampleConc µg/L	StndConc µg/L	BlnkCorr Signal	Peak Area	Peak Height	Bkgnd Area	Bkgnd Height	Time	Peak Stored
1	28.1	9.4	0.0149	0.0158	0.0198	0.0096	0.0132	07:21:14	Yes

Tl



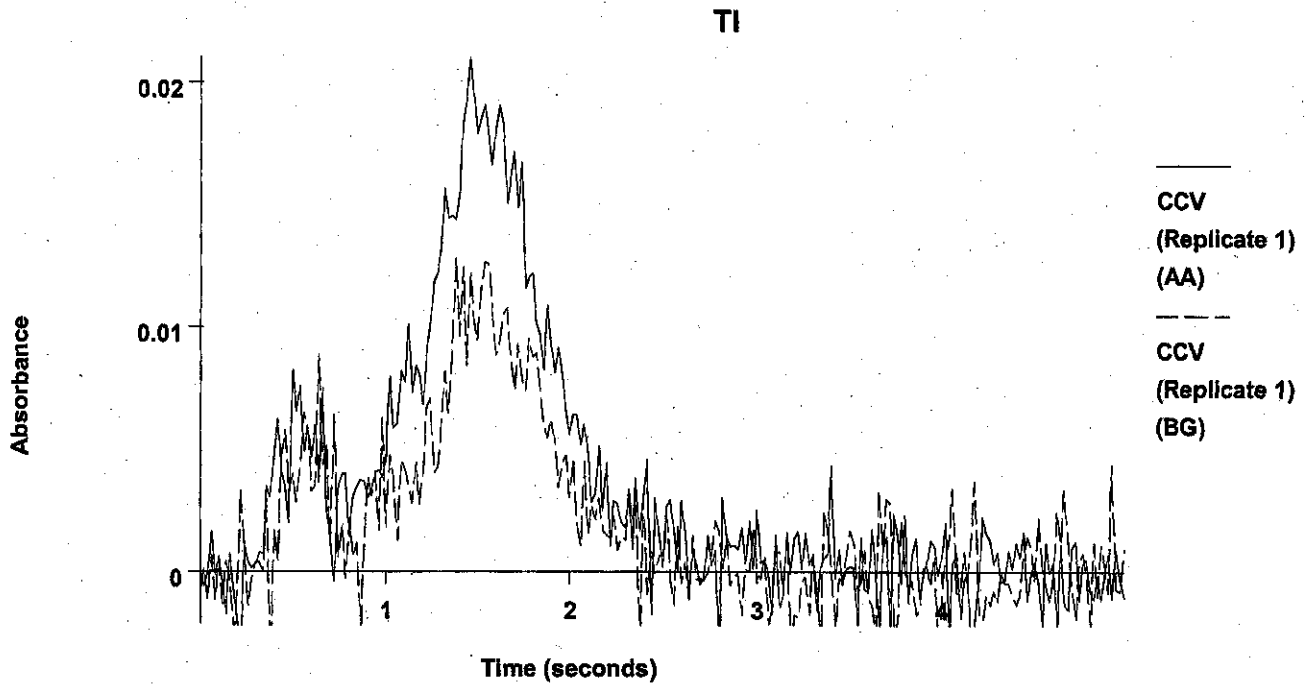
2	23.9	8.0	0.0127	0.0135	0.0197	0.0101	0.0139	07:24:06	Yes
Mean:	26.0	8.7	0.0138						
SD :	2.98	0.99	0.0016						
%RSD:	11.49	11.49	11.52						

X60

1045

=====
 Element: Tl Seq. No.: 104 AS Loc.: 124 Date: 07/18/2006
 Sample ID: CCV
 µL dispensed: 10 from 148, 5 from 147, 15 from 124
 =====

Repl #	SampleConc µg/L	StdConc µg/L	BlkCorr Signal	Peak Area	Peak Height	Bkgnd Area	Bkgnd Height	Time	Peak Stored
1	10.5	10.5	0.0167	0.0176	0.0210	0.0101	0.0128	07:26:57	Yes



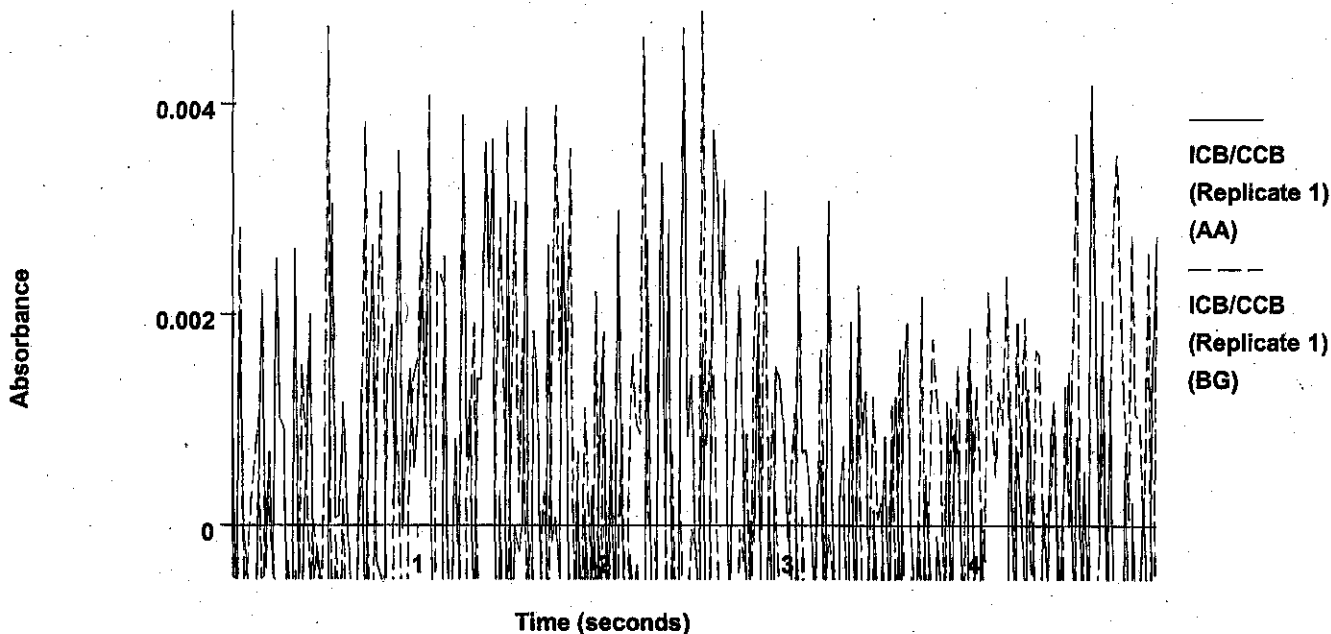
2	11.2	11.2	0.0178	0.0186	0.0209	0.0102	0.0133	07:29:49	Yes
Mean:	10.8	10.8	0.0173						
SD :	0.48	0.48	0.0008						
%RSD:	4.47	4.47	4.48						

QC value within specified limits.

=====
 Element: Tl Seq. No.: 105 AS Loc.: 148 Date: 07/18/2006
 Sample ID: ICB/CCB
 µL dispensed: 10 from 148, 5 from 147, 15 from 148
 =====

Repl #	SampleConc µg/L	StdConc µg/L	BlnkCorr Signal	Peak Area	Peak Height	Bkgnd Area	Bkgnd Height	Time	Peak Stored
1	0.0	0.0	0.0000	0.0008	0.0047	0.0005	0.0049	07:32:40	Yes

Tl



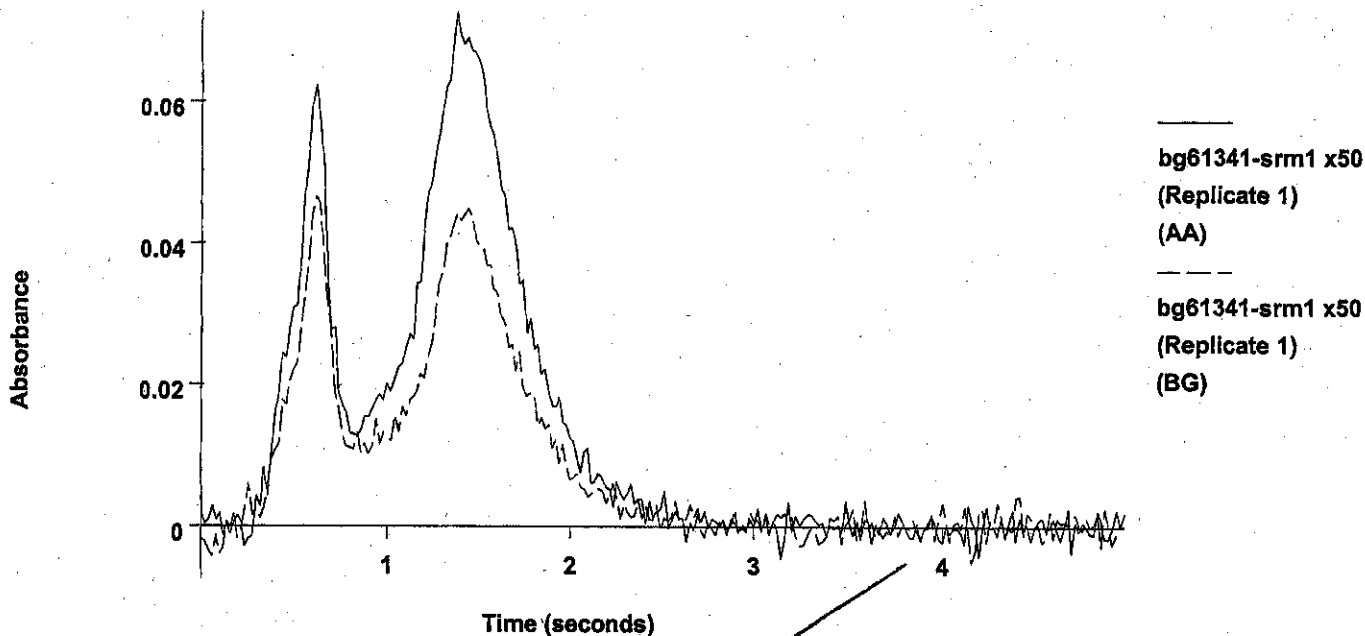
-2	-0.5	-0.5	-0.0009	-0.0001	0.0026	0.0010	0.0030	07:35:30	Yes
Mean:	-0.3	-0.3	-0.0004						
SD :	0.40	0.40	0.0006						
%RSD:	151.8	151.8	141.14						

QC value within specified limits. ✓

=====
 Element: Tl Seq. No.: 106 AS Loc.: 45 Date: 07/18/2006
 Sample ID: bg61341-srml x50
 µL dispensed: 10 from 148, 5 from 147, 15 from 45
 =====

Repl #	SampleConc µg/L	StndConc µg/L	BlkCorr Signal	Peak Area	Peak Height	Bkgnd Area	Bkgnd Height	Time	Peak Stored
1	38.2	38.2	0.0618	0.0618	0.0726	0.0410	0.0465	07:38:20	Yes

Tl



 bg61341-srm1 x50
 (Replicate 1)
 (AA)

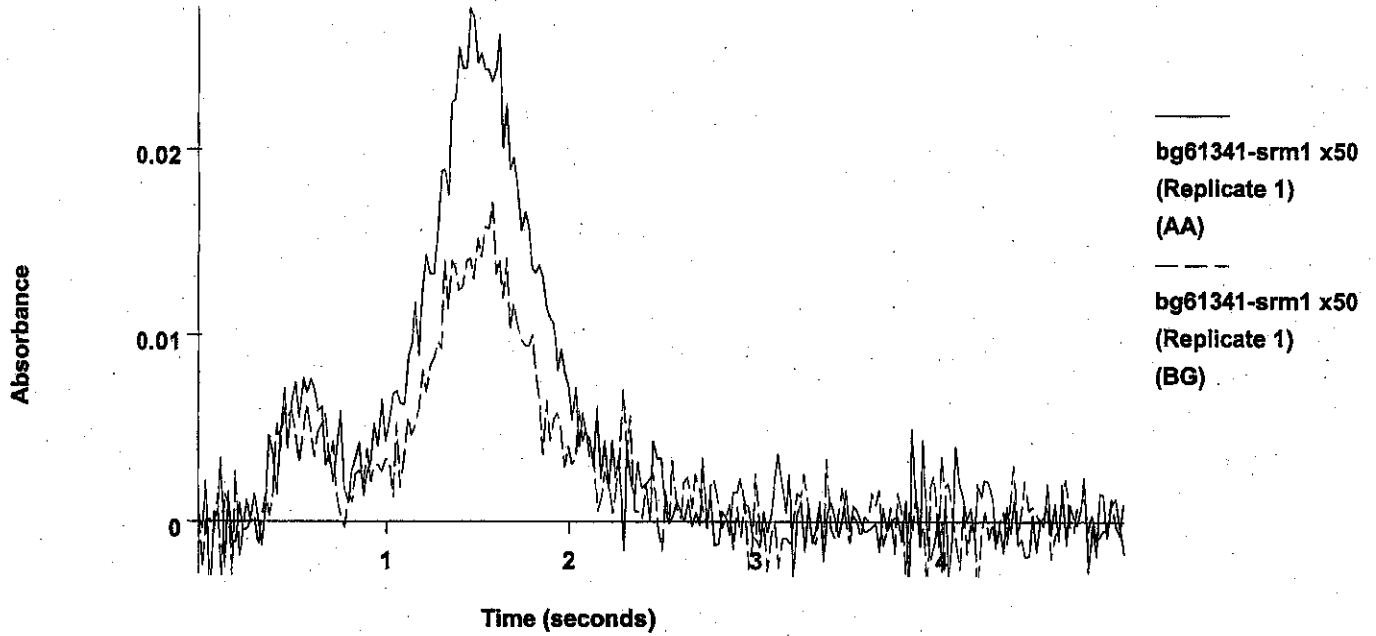
 bg61341-srm1 x50
 (Replicate 1)
 (BG)

Sample absorbance is greater than that of the highest standard.
 2 35.1 35.1 0.0561 0.0569 0.0667 0.0369 0.0428 07:41:11 Yes
 Sample absorbance is greater than that of the highest standard.
 Mean: 36.6 36.6 0.0585
 SD : 2.15 2.15 0.0034
 %RSD: 5.86 5.86 5.86
 Sample absorbance is greater than that of the highest standard.
 Result for Tl is greater than 100 percent of calibration range.

=====
 Element: Tl Seq. No.: 107 AS Loc.: 45 Date: 07/18/2006
 Sample ID: bg61341-srm1 x50
 µL dispensed: 20 from 148, 5 from 147, 5 from 45
 =====

Repl #	SampleConc µg/L	StndConc µg/L	BlnkCorr Signal	Peak Area	Peak Height	Bkgnd Area	Bkgnd Height	Time	Peak Stored
1	38.4	12.8	0.0204	0.0212	0.0276	0.0131	0.0171	07:44:02	Yes

Tl



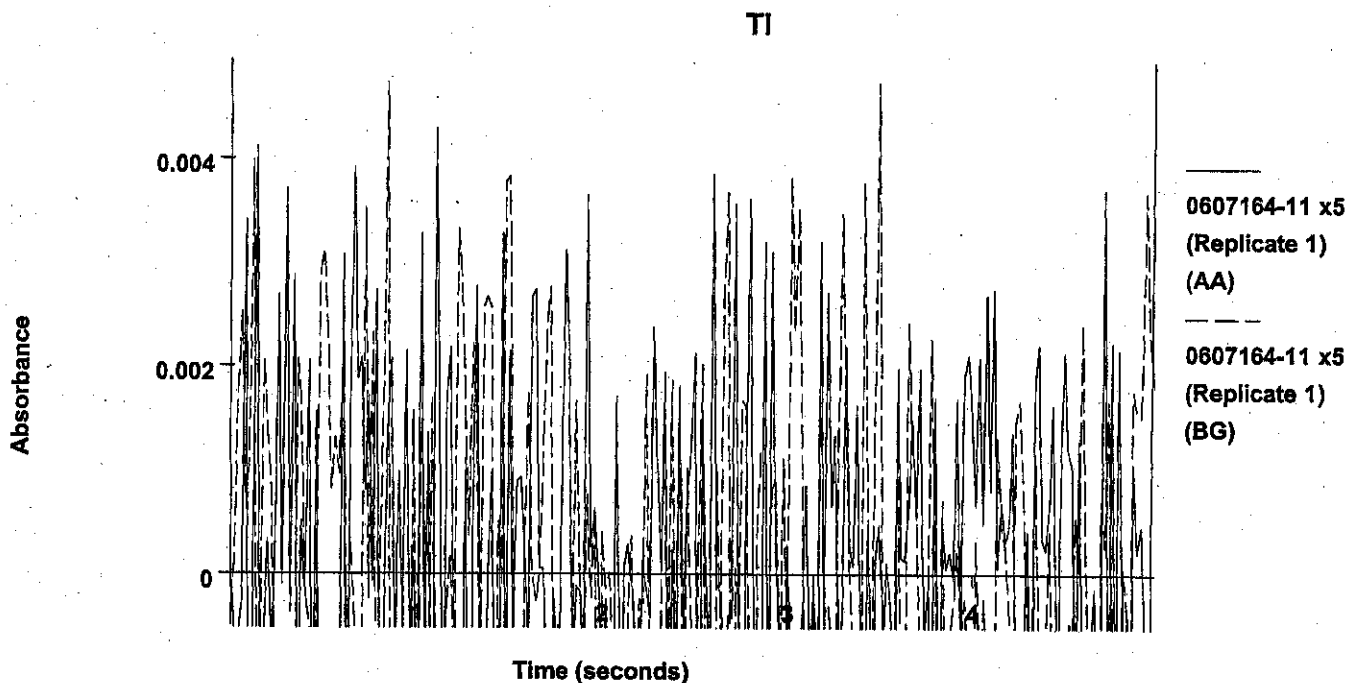
2	33.6	11.2	0.0179	0.0187	0.0257	0.0123	0.0156	07:46:53	Yes
Mean:	36.0	12.0	0.0191						
SD :	3.39	1.13	0.0018						
%RSD:	9.41	9.41	9.43						

X150

36.0 (50) (100)
1000 = 180

=====
 Element: Tl Seq. No.: 108 AS Loc.: 46 Date: 07/18/2006
 Sample ID: 0607164-11 x5
 µL dispensed: 10 from 148, 5 from 147, 15 from 46
 =====

Repl #	SampleConc µg/L	StndConc µg/L	BlkCorr Signal	Peak Area	Peak Height	Bkgnd Area	Bkgnd Height	Time	Peak Stored
1	0.0	0.0	0.0000	0.0008	0.0050	-0.0003	0.0047	07:49:43	Yes



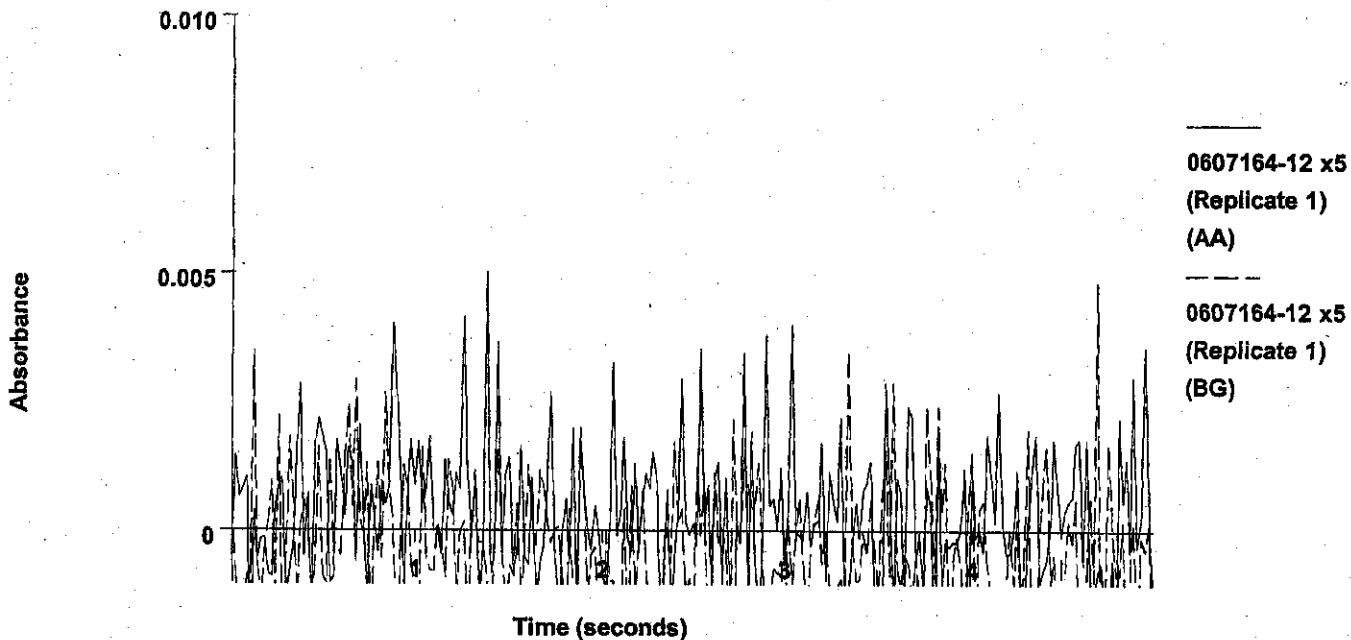
2	0.0	0.0	0.0000	0.0008	0.0050	-0.0011	0.0047	07:52:34	Yes
Mean:	0.0	0.0	0.0000						
SD :	0.00	0.00	0.0000						
%RSD:	129.9	129.9	17.89						

D

=====
 Element: Tl Seq. No.: 109 AS Loc.: 47 Date: 07/18/2006
 Sample ID: 0607164-12 x5
 µL dispensed: 10 from 148, 5 from 147, 15 from 47
 =====

Repl #	SampleConc µg/L	StdConc µg/L	BlkCorr Signal	Peak Area	Peak Height	Bkgnd Area	Bkgnd Height	Time	Peak Stored
1	0.6	0.6	0.0009	0.0018	0.0050	-0.0019	0.0048	07:55:24	Yes

Tl



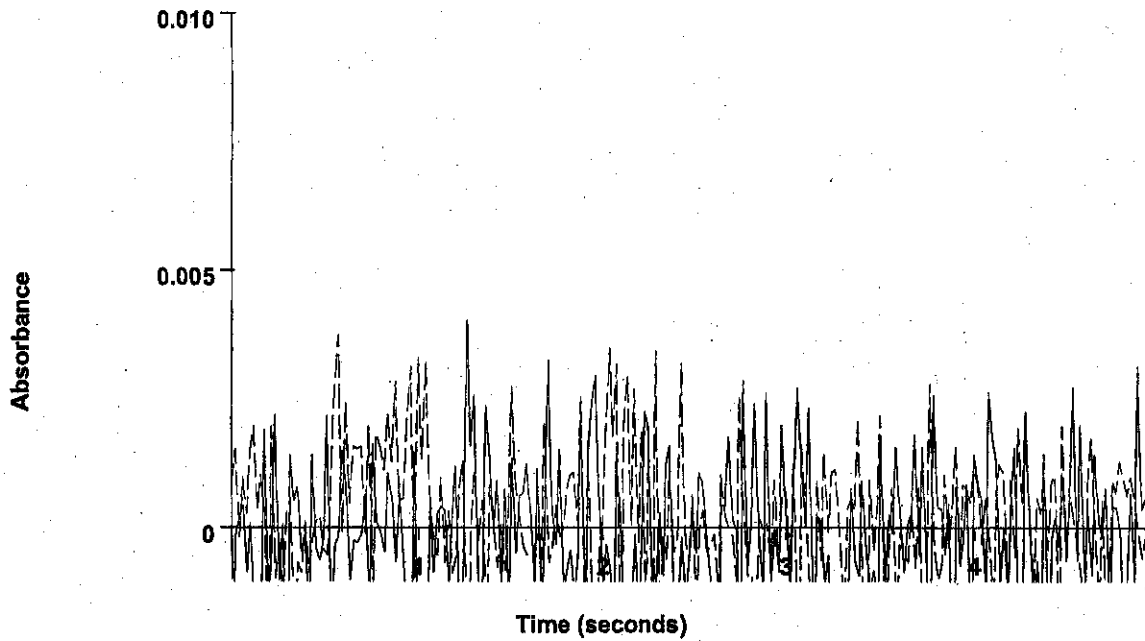
2	-0.4	-0.4	-0.0007	0.0001	0.0039	-0.0003	0.0046	07:58:15	Yes
Mean:	0.1	0.1	0.0001						
SD :	0.74	0.74	0.0012						
%RSD:	927.6	927.6	1229.21						

ND

=====
 Element: Tl Seq. No.: 110 AS Loc.: 48 Date: 07/18/2006
 Sample ID: 0607164-13 x5
 µL dispensed: 10 from 148, 5 from 147, 15 from 48
 =====

Repl #	SampleConc µg/L	StndConc µg/L	BlkCorr Signal	Peak Area	Peak Height	Bkgnd Area	Bkgnd Height	Time	Peak Stored
1	-0.8	-0.8	-0.0013	-0.0004	0.0040	0.0011	0.0037	08:01:05	Yes

TI



0607164-13 x5
 (Replicate 1)
 (AA)

0607164-13 x5
 (Replicate 1)
 (BG)

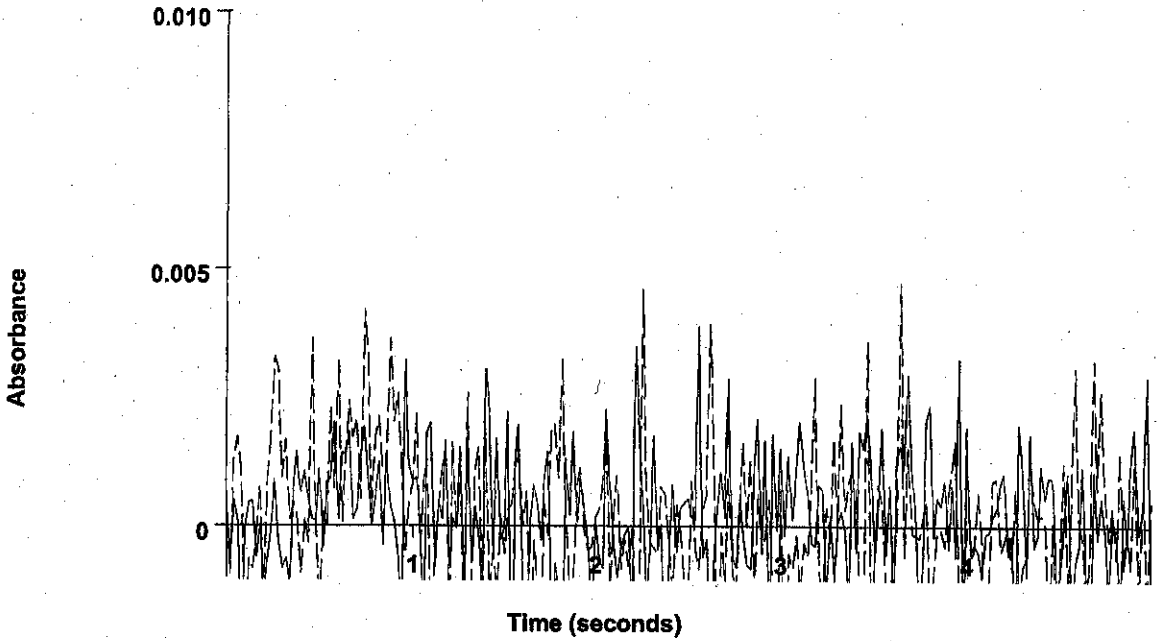
2	0.1	0.1	0.0001	0.0010	0.0048	-0.0012	0.0038	08:03:55	Yes
Mean:	-0.3	-0.3	-0.0006						
SD :	0.63	0.63	0.0010						
%RSD:	187.3	187.3	176.90						

Handwritten mark resembling a stylized 'B' or 'D'.

=====
 Element: Tl Seq. No.: 111 AS Loc.: 49 Date: 07/18/2006
 Sample ID: 0607164-14 x5
 µL dispensed: 10 from 148, 5 from 147, 15 from 49
 =====

Repl #	SampleConc µg/L	StdConc µg/L	BlnkCorr Signal	Peak Area	Peak Height	Bkgnd Area	Bkgnd Height	Time	Peak Stored
1	0.2	0.2	0.0003	0.0012	0.0039	0.0011	0.0047	08:06:45	Yes

Tl



0607164-14 x5
(Replicate 1)
(AA)

0607164-14 x5
(Replicate 1)
(BG)

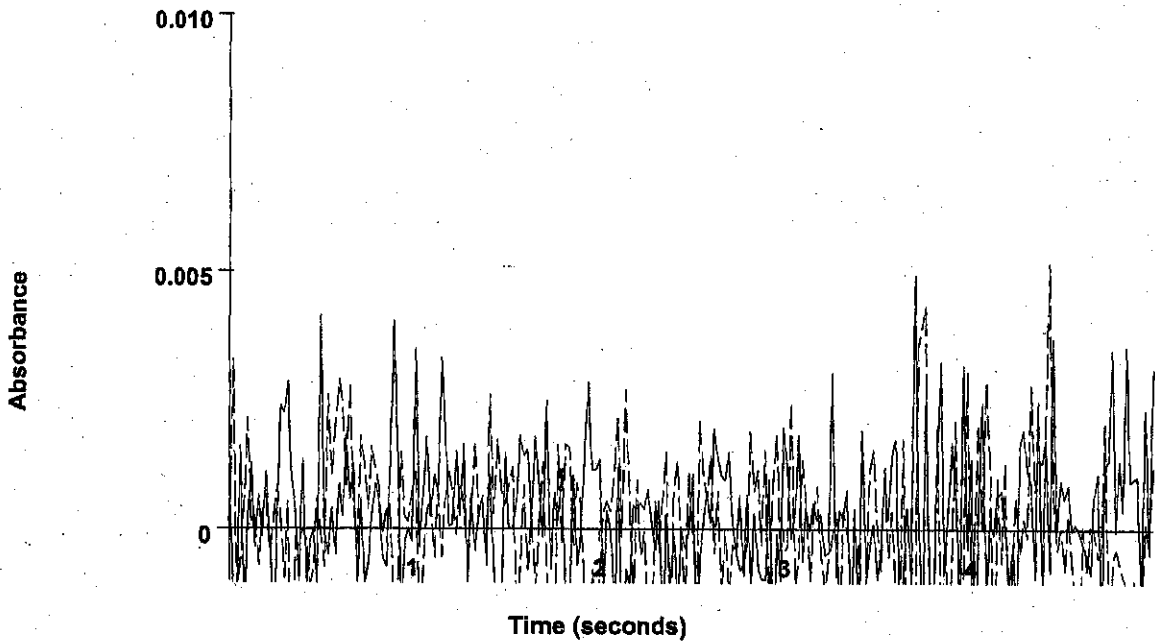
2	0.2	0.2	0.0003	0.0012	0.0043	0.0006	0.0068	08:09:35	Yes
Mean:	0.2	0.2	0.0003						
SD :	0.01	0.01	0.0000						
%RSD:	4.41	4.41	4.82						

Handwritten mark resembling a stylized 'P' or 'D'.

=====
 Element: Tl Seq. No.: 112 AS Loc.: 50 Date: 07/18/2006
 Sample ID: 0607164-15 x5
 µL dispensed: 10 from 148, 5 from 147, 15 from 50
 =====

Repl #	SampleConc µg/L	StdConc µg/L	BlnkCorr Signal	Peak Area	Peak Height	Bkgnd Area	Bkgnd Height	Time	Peak Stored
1	0.5	0.5	0.0008	0.0017	0.0050	0.0003	0.0052	08:12:25	Yes

Tl



0607164-15 x5
(Replicate 1)
(AA)

0607164-15 x5
(Replicate 1)
(BG)

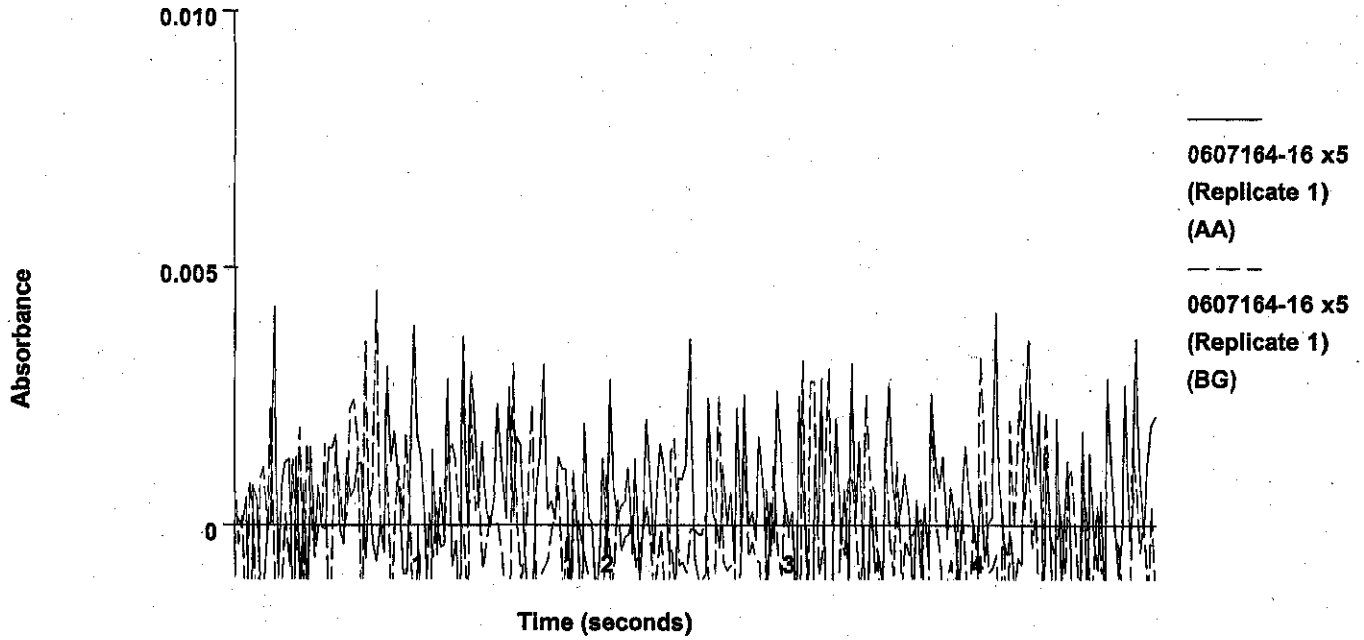
2	0.5	0.5	0.0008	0.0016	0.0045	-0.0015	0.0059	08:15:16	Yes
Mean:	0.5	0.5	0.0008						
SD :	0.03	0.03	0.0000						
%RSD:	5.66	5.66	5.88						

5

=====
Element: Tl Seq. No.: 113 AS Loc.: 51 Date: 07/18/2006
Sample ID: 0607164-16 x5
µL dispensed: 10 from 148, 5 from 147, 15 from 51
=====

Repl #	SampleConc µg/L	StdConc µg/L	BlkCorr Signal	Peak Area	Peak Height	Bkgnd Area	Bkgnd Height	Time	Peak Stored
1	0.7	0.7	0.0011	0.0019	0.0043	-0.0006	0.0045	08:18:05	Yes

Tl



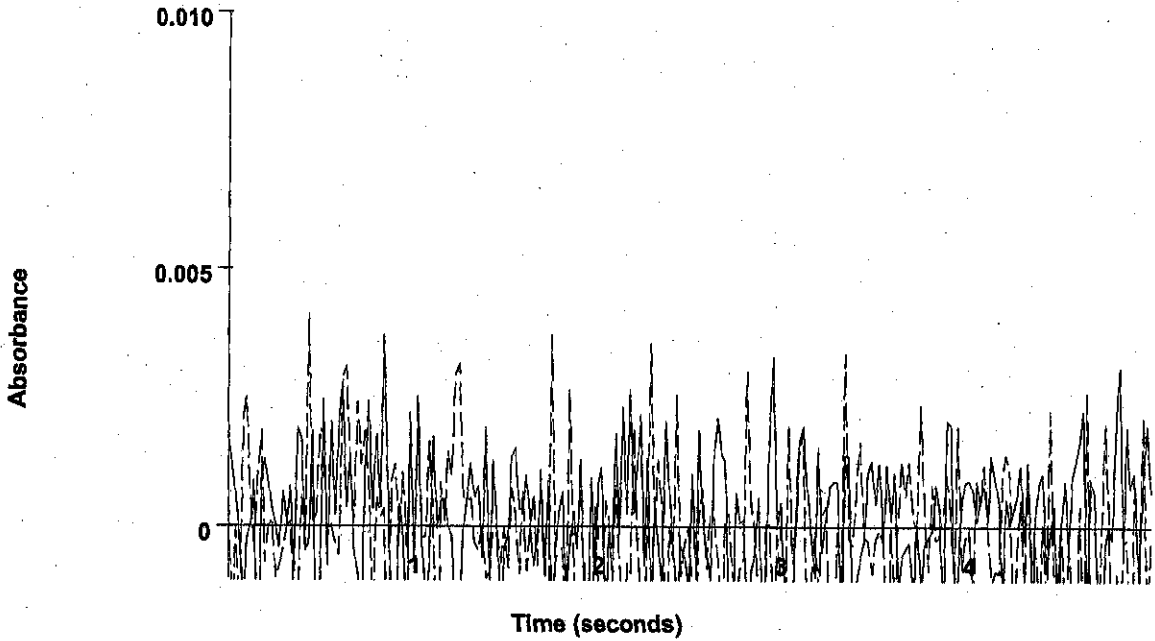
2	-1.2	-1.2	-0.0020	-0.0011	0.0042	-0.0015	0.0055	08:20:56	Yes
Mean:	-0.2	-0.2	-0.0004						
SD :	1.35	1.35	0.0022						
%RSD:	544.4	544.4	504.28						

W

=====
 Element: Tl Seq. No.: 114 AS Loc.: 52 Date: 07/18/2006
 Sample ID: 0607164-17 x5
 µL dispensed: 10 from 148, 5 from 147, 15 from 52
 =====

Repl #	SampleConc µg/L	StndConc µg/L	BlkCorr Signal	Peak Area	Peak Height	Bkgnd Area	Bkgnd Height	Time	Peak Stored
1	0.1	0.1	0.0001	0.0009	0.0037	-0.0008	0.0041	08:23:45	Yes

Tl



0607164-17 x5
(Replicate 1)
(AA)

0607164-17 x5
(Replicate 1)
(BG)

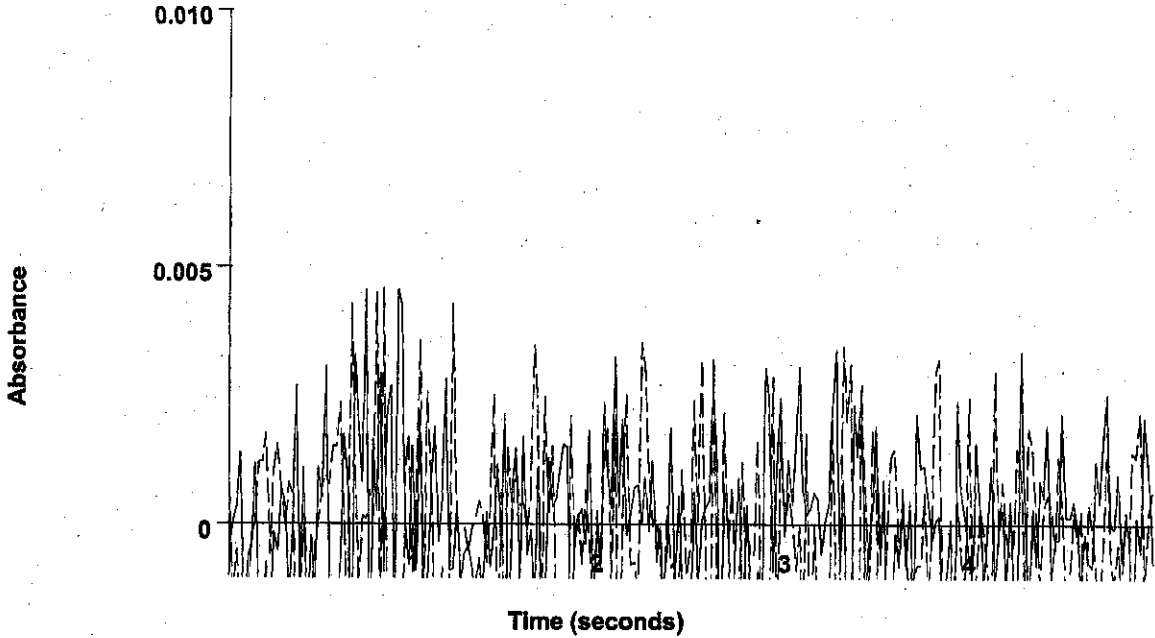
2	-1.2	-1.2	-0.0020	-0.0011	0.0041	0.0009	0.0062	08:26:35	Yes
Mean:	-0.6	-0.6	-0.0009						
SD :	0.92	0.92	0.0015						
%RSD:	161.4	161.4	155.98						

Handwritten mark resembling 'M'

=====
 Element: Tl Seq. No.: 115 AS Loc.: 53 Date: 07/18/2006
 Sample ID: 0607164-18 x5
 µL dispensed: 10 from 148, 5 from 147, 15 from 53
 =====

Repl #	SampleConc µg/L	StdConc µg/L	BlkCorr Signal	Peak Area	Peak Height	Bkgnd Area	Bkgnd Height	Time	Peak Stored
1	-0.2	-0.2	-0.0004	0.0004	0.0046	-0.0006	0.0046	08:29:24	Yes

TI



0607164-18 x5
(Replicate 1)
(AA)

0607164-18 x5
(Replicate 1)
(BG)

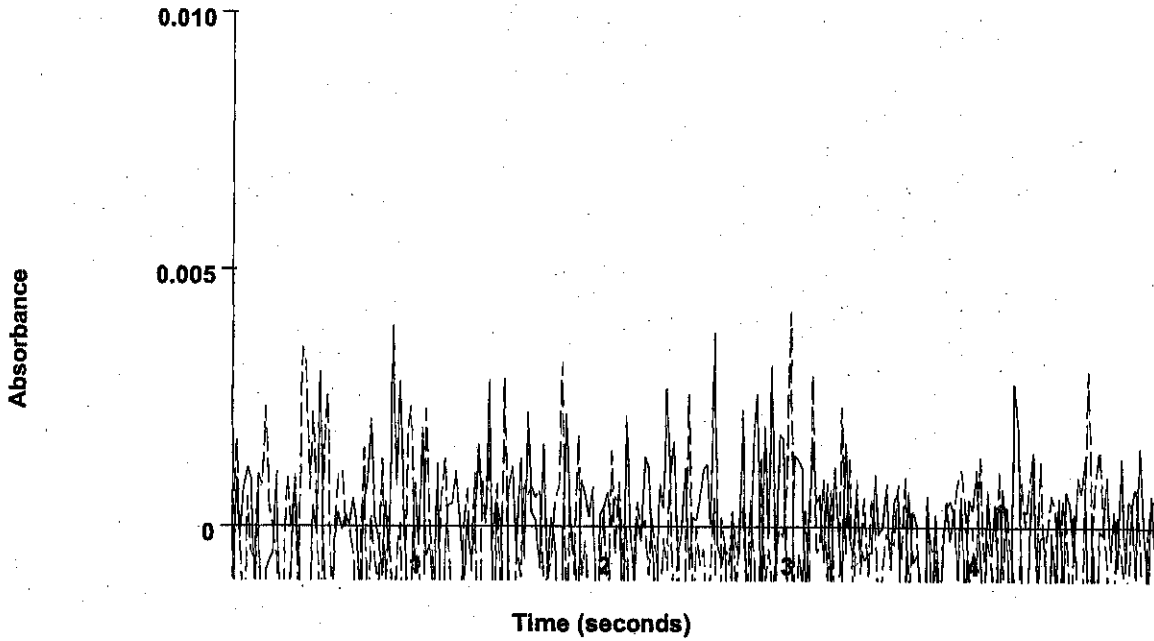
2	-0.5	-0.5	-0.0009	0.0000	0.0049	-0.0002	0.0041	08:32:13	Yes
Mean:	-0.4	-0.4	-0.0006						
SD :	0.21	0.21	0.0003						
%RSD:	57.00	57.00	54.14						

M

=====
 Element: Tl Seq. No.: 116 AS Loc.: 54 Date: 07/18/2006
 Sample ID: 0607164-19 x5
 µL dispensed: 10 from 148, 5 from 147, 15 from 54
 =====

Repl #	SampleConc µg/L	StndConc µg/L	BlkCorr Signal	Peak Area	Peak Height	Bkgnd Area	Bkgnd Height	Time	Peak Stored
1	-0.7	-0.7	-0.0011	-0.0003	0.0039	-0.0013	0.0042	08:35:02	Yes

TI



0607164-19 x5
 (Replicate 1)
 (AA)

0607164-19 x5
 (Replicate 1)
 (BG)

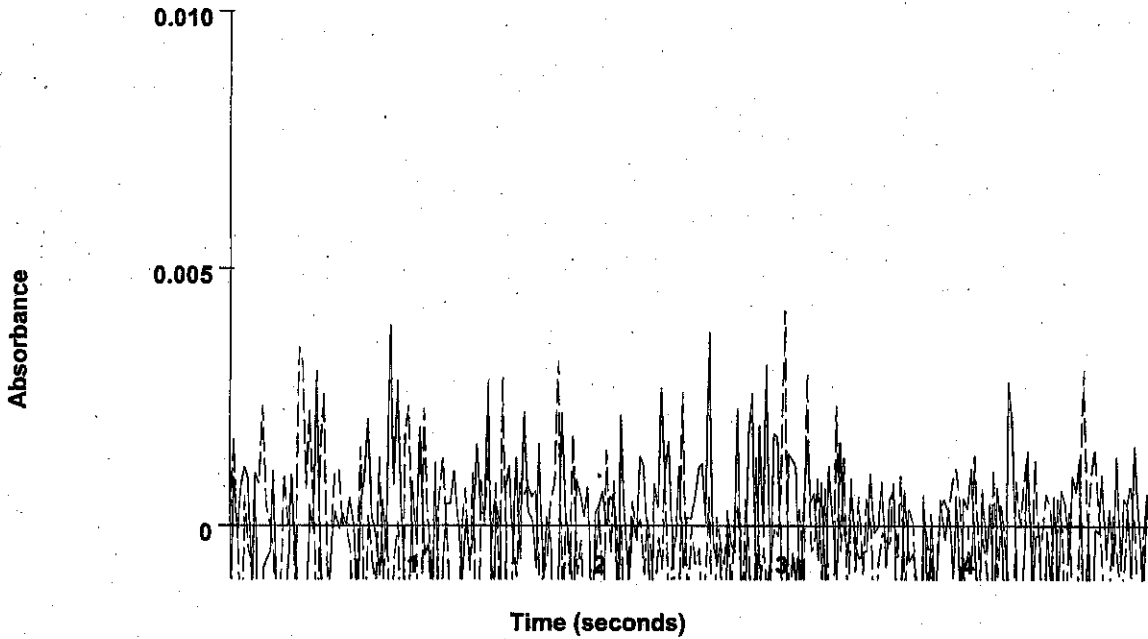
2	-1.0	-1.0	-0.0016	-0.0008	0.0033	0.0005	0.0047	08:37:52	Yes
Mean:	-0.8	-0.8	-0.0014						
SD :	0.21	0.21	0.0003						
%RSD:	25.86	25.86	25.26						

Handwritten mark resembling a stylized 'M' or 'B'.

=====
 Element: Tl Seq. No.: 117 AS Loc.: 124 Date: 07/18/2006
 Sample ID: CCV
 µL dispensed: 10 from 148, 5 from 147, 15 from 124
 =====

Repl #	SampleConc µg/L	StndConc µg/L	BlnkCorr Signal	Peak Area	Peak Height	Bkgnd Area	Bkgnd Height	Time	Peak Stored
1	10.6	10.6	0.0169	0.0177	0.0237	0.0124	0.0149	08:40:42	Yes

TI



0607164-19 x5
(Replicate 1)
(AA)

0607164-19 x5
(Replicate 1)
(BG)

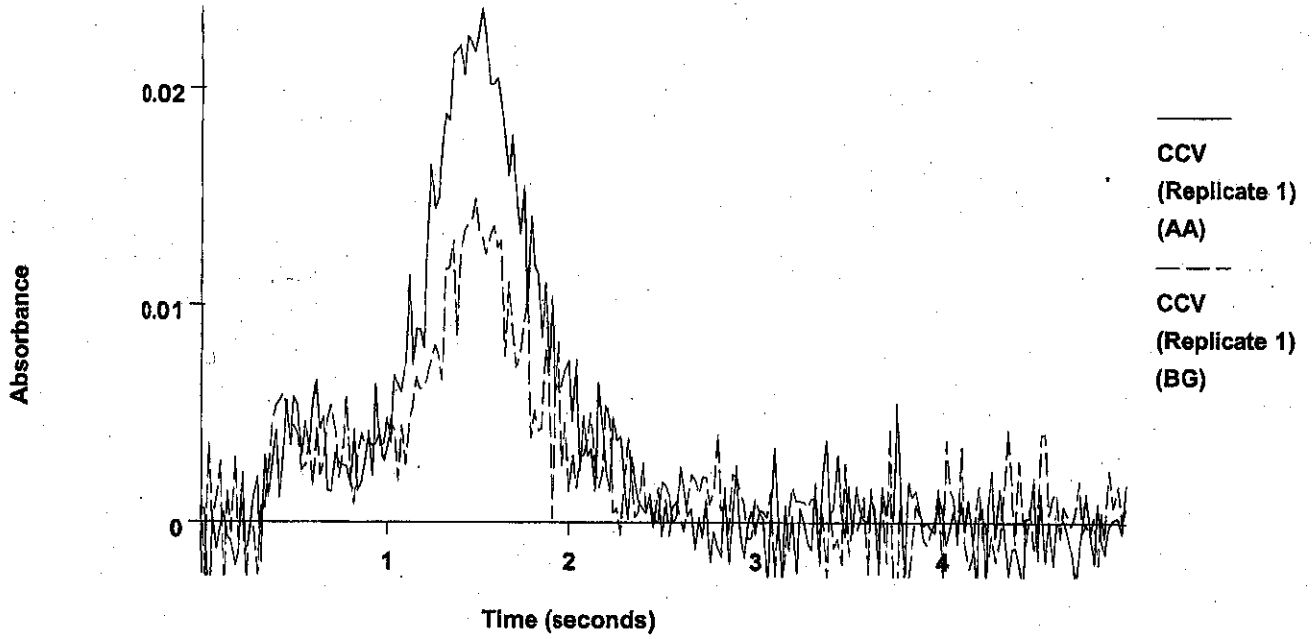
2	-1.0	-1.0	-0.0016	-0.0008	0.0033	0.0005	0.0047	08:37:52	Yes
Mean:	-0.8	-0.8	-0.0014						
SD :	0.21	0.21	0.0003						
%RSD:	25.86	25.86	25.26						

Handwritten mark resembling the number 19.

=====
 Element: TI Seq. No.: 117 AS Loc.: 124 Date: 07/18/2006
 Sample ID: CCV
 µL dispensed: 10 from 148, 5 from 147, 15 from 124
 =====

Repl #	SampleConc µg/L	StndConc µg/L	BlkCorr Signal	Peak Area	Peak Height	Bkgnd Area	Bkgnd Height	Time	Peak Stored
1	10.6	10.6	0.0169	0.0177	0.0237	0.0124	0.0149	08:40:42	Yes

T1



CCV
(Replicate 1)
(AA)

CCV
(Replicate 1)
(BG)

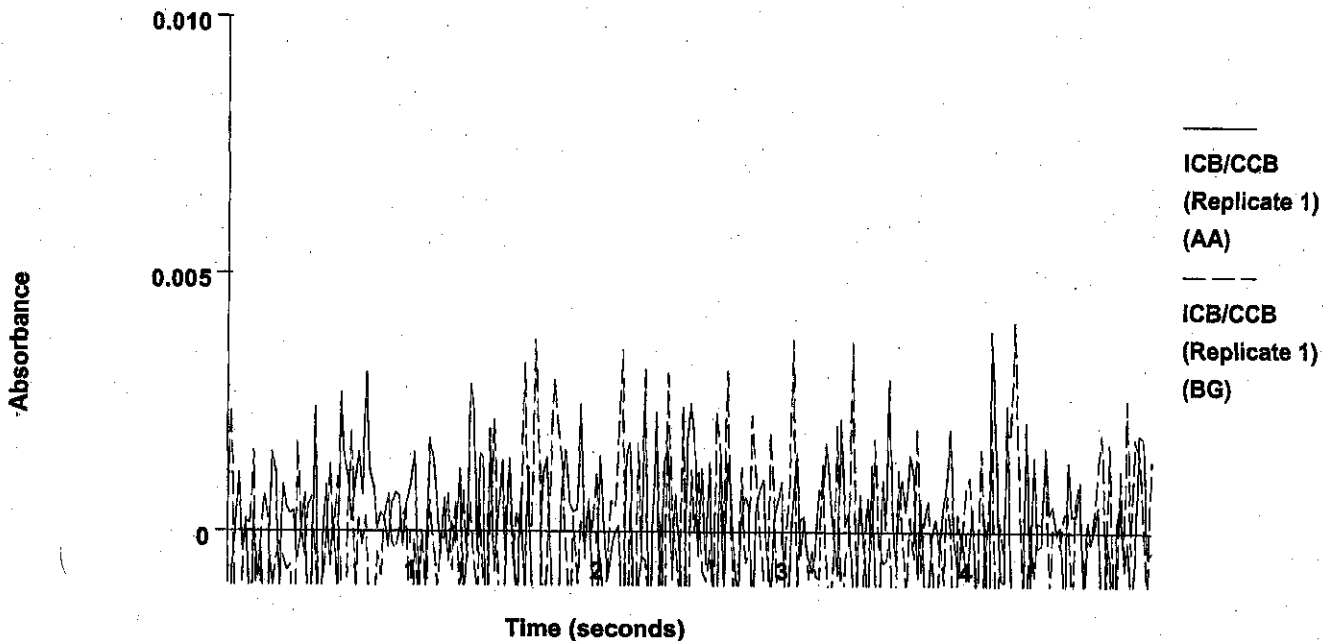
2	10.0	10.0	0.0159	0.0167	0.0217	0.0112	0.0158	08:43:33	Yes
Mean:	10.3	10.3	0.0164						
SD :	0.43	0.43	0.0007						
%RSD:	4.14	4.14	4.15						

QC value within specified limits. ✓

=====
 Element: T1 Seq. No.: 118 AS Loc.: 148 Date: 07/18/2006
 Sample ID: ICB/CCB
 µL dispensed: 10 from 148, 5 from 147, 15 from 148
 =====

Repl #	Sample Conc µg/L	StdConc µg/L	BlkCorr Signal	Peak Area	Peak Height	Bkgnd Area	Bkgnd Height	Time	Peak Stored
1	-0.4	-0.4	-0.0007	0.0001	0.0039	-0.0004	0.0041	08:46:24	Yes

Tl



2 -0.6 -0.6 -0.0010 -0.0002 0.0047 -0.0003 0.0048 08:49:14 Yes
 Mean: -0.5 -0.5 -0.0009
 SD : 0.14 0.14 0.0002
 %RSD: 26.68 26.68 25.71
 QC value within specified limits.

=====
 Element: Tl Seq. No.: 119 AS Loc.: 55 Date: 07/18/2006
 Sample ID: 0607164-20 x5
 µL dispensed: 10 from 148, 5 from 147, 15 from 55
 =====

Repl #	SampleConc µg/L	StndConc µg/L	Blncorr Signal	Peak Area	Peak Height	Bkgnd Area	Bkgnd Height	Time	Peak Stored
1	-0.4	-0.4	-0.0006	0.0002	0.0046	0.0017	0.0059	08:52:03	Yes

ANALYSIS SEQUENCE

BPG0345

Instrument: ICP2

Calibration ID: UNASSIGNED

Lab Number	Analysis	Container	Order	Position	STD ID	ISTD ID	Client
0607164-24RE1	As: ppm Arsenic 7060	A	1				MACTEC Engineering & Consulting, Inc
0607164-20RE1	As: ppm Arsenic 7060	A	2				MACTEC Engineering & Consulting, Inc
BPG0345-CAL1	QC		3		6G18061		
BPG0345-CAL2	QC		4		6G19010		
BPG0345-CAL3	QC		5		6G19011		
BPG0345-CAL4	QC		6		6G19012		
BPG0345-CAL5	QC		7		6G19013		
BPG0345-ICV1	QC		8		6G19012		
BPG0345-SCV1	QC		9		6G19014		
BPG0345-ICB1	QC		10				
BG61341-DUP7	QC		11				
BG61341-MS7	QC		12				
BG61341-PS7	QC		13				
BPG0345-CCB1	QC		14				
BPG0345-CCV1	QC		15		6G19012		
BG61341-PS5	QC		16				
BG61341-MS5	QC		17				
BG61341-DUP5	QC		18				
0607164-20	Tl: ppm Thallium 7841	A	19				MACTEC Engineering & Consulting, Inc
0607164-21	Tl: ppm Thallium 7841	A	20				MACTEC Engineering & Consulting, Inc
0607164-22	Tl: ppm Thallium 7841	A	21				MACTEC Engineering & Consulting, Inc
0607164-23	Tl: ppm Thallium 7841	A	22				MACTEC Engineering & Consulting, Inc
0607164-24	Tl: ppm Thallium 7841	A	23				MACTEC Engineering & Consulting, Inc
BPG0345-SRD1	QC		24				
BPG0345-SRD2	QC		25				
BPG0345-CCB2	QC		26				
BPG0345-CCV2	QC		27		6G19012		
BG61408-BLK2	QC		28				
BG61408-BS2	QC		29				
BG61408-BSD2	QC		30				
BG61408-SRM2	QC		31				
BG61408-DUP3	QC		32				
BG61408-MS3	QC		33				

Samples Loaded By

Date

Data Processed By

Date

ANALYSIS SEQUENCE

BPG0345

Instrument: ICP2

Calibration ID: UNASSIGNED

Lab Number	Analysis	Container	Order	Position	STD ID	ISTD ID	Client
BG61408-PS3	QC		34				
BG61408-DUP4	QC		35				
BG61408-MS4	QC		36				
BG61408-PS4	QC		37				
BPG0345-CCB3	QC		38				
BPG0345-CCV3	QC		39		6G19012		
0607173-01	As: ppm Arsenic 7060	A	40				MACTEC Engineering & Consulting, In
0607173-02	As: ppm Arsenic 7060	A	41				MACTEC Engineering & Consulting, In
0607173-03	As: ppm Arsenic 7060	A	42				MACTEC Engineering & Consulting, In
0607173-04	As: ppm Arsenic 7060	A	43				MACTEC Engineering & Consulting, In
0607173-05	As: ppm Arsenic 7060	A	44				MACTEC Engineering & Consulting, In
0607173-06	As: ppm Arsenic 7060	A	45				MACTEC Engineering & Consulting, In
0607173-07	As: ppm Arsenic 7060	A	46				MACTEC Engineering & Consulting, In
0607173-08	As: ppm Arsenic 7060	A	47				MACTEC Engineering & Consulting, In
0607173-09	As: ppm Arsenic 7060	A	48				MACTEC Engineering & Consulting, In
0607173-10	As: ppm Arsenic 7060	A	49				MACTEC Engineering & Consulting, In
BPG0345-CCB4	QC		50				
BPG0345-CCV4	QC		51		6G19012		
0607173-11	As: ppm Arsenic 7060	A	52				MACTEC Engineering & Consulting, In
0607173-12	As: ppm Arsenic 7060	A	53				MACTEC Engineering & Consulting, In
0607173-13	As: ppm Arsenic 7060	A	54				MACTEC Engineering & Consulting, In
0607173-14	As: ppm Arsenic 7060	A	55				MACTEC Engineering & Consulting, In
0607173-15	As: ppm Arsenic 7060	A	56				MACTEC Engineering & Consulting, In
0607173-16	As: ppm Arsenic 7060	A	57				MACTEC Engineering & Consulting, In
0607173-17	As: ppm Arsenic 7060	A	58				MACTEC Engineering & Consulting, In
0607173-18	As: ppm Arsenic 7060	A	59				MACTEC Engineering & Consulting, In
0607173-01	Tl: ppm Thallium 7841	A	60				MACTEC Engineering & Consulting, In
0607173-02	Tl: ppm Thallium 7841	A	61				MACTEC Engineering & Consulting, In
BPG0345-CCB5	QC		62				
BPG0345-CCV5	QC		63		6G19012		
0607173-03	Tl: ppm Thallium 7841	A	64				MACTEC Engineering & Consulting, In
0607173-04	Tl: ppm Thallium 7841	A	65				MACTEC Engineering & Consulting, In
0607173-05	Tl: ppm Thallium 7841	A	66				MACTEC Engineering & Consulting, In

Samples Loaded By

Date

Data Processed By

Date

ANALYSIS SEQUENCE

BPG0345

Instrument: ICP2

Calibration ID: UNASSIGNED

Lab Number	Analysis	Container	Order	Position	STD ID	ISTD ID	Client
0607173-06	Tl: ppm Thallium 7841	A	67				MACTEC Engineering & Consulting, In
0607173-07	Tl: ppm Thallium 7841	A	68				MACTEC Engineering & Consulting, In
0607173-08	Tl: ppm Thallium 7841	A	69				MACTEC Engineering & Consulting, In
0607173-09	Tl: ppm Thallium 7841	A	70				MACTEC Engineering & Consulting, In
0607173-10	Tl: ppm Thallium 7841	A	71				MACTEC Engineering & Consulting, In
0607173-11	Tl: ppm Thallium 7841	A	72				MACTEC Engineering & Consulting, In
0607173-12	Tl: ppm Thallium 7841	A	73				MACTEC Engineering & Consulting, In
0607173-13	Tl: ppm Thallium 7841	A	74				MACTEC Engineering & Consulting, In
0607173-14	Tl: ppm Thallium 7841	A	75				MACTEC Engineering & Consulting, In
0607173-15	Tl: ppm Thallium 7841	A	76				MACTEC Engineering & Consulting, In
0607173-16	Tl: ppm Thallium 7841	A	77				MACTEC Engineering & Consulting, In
0607173-17	Tl: ppm Thallium 7841	A	78				MACTEC Engineering & Consulting, In
0607173-18	Tl: ppm Thallium 7841	A	79				MACTEC Engineering & Consulting, In
BPG0345-SRD3	QC		80				
BPG0345-SRD4	QC		81				

Samples Loaded By

Date

Data Processed By

Date

ESS LABORATORY
GFAA Data Review Check List

20-24
Cal incl

SIF Method: <u>Tl Z Pb Sb As</u>		Run Date: <u>7/19/06</u>		
Project Number(s): <u>07164, 162, 163, 173, 178, 179, 180, 201</u>				
Batch Number (s): <u>0719064A</u>				
SOP NO. 30 2009				
Review Item	Yes (X)	No (X)	N/A (X)	
1. Does the cal curve consist of four Calibration Standards including a blank and is its correlation within QC limits (≥ 0.995)?	X			
2. Is the low calibration standard at the reporting limit?	X			
3. If the low standard is above the reporting limit, is a CRI analyzed at the beginning of the run? Does the recovery meet QC limits (80-120%)?				X
4. Is the midpoint calibration standard reanalyzed immediately after the curve and is it within QC limits of 90-110% (+ 5% for 200.9)?	X			
5. Is the ICV from a second source and is its recovery within QC limits (90-110%)	X			
6. Is the mid-point calibration standard re-analyzed every 10 samples and at the end of the run and are its recoveries within QC limits (90-110%)?	X			
7. Is the CCB analyzed at beginning, after every 10 samples and at end of the run and are its recoveries within QC limits ($< 2 \times \text{MDL}$)?	X			
8. Are the method blank recoveries within QC limits?	X			
9. Are the LCS and ERA recoveries within QC limits (LCS: 80-120% for 7000, 85-115% for 200.9, ERA see COA)?	X			
10. Are matrix dups run at desired frequency (1 per 10 samples or per analytical batch) and are RPD's within QC limits ($< 20\%$)?	X			
11. Are matrix spikes run at desired frequency frequency (1 per 10 samples or per analytical batch) and are recoveries within QC limits (80-120%)?	X			
12. Are all samples with concentrations $>$ the highest calibration standard diluted and reanalyzed?	X			
13. Has the serial dilution been analyzed at the required frequency (once per analytical batch) and are results within criterion ($+ 10\% \text{RPD}$)?	X			
14. Is the batch post digestion spike within QC limits (85-115%)?	X			
15. Are all sample hold times met?	X			
16. Are all non-conformances included and noted?	X			
17. Is the correct methodology used for sample prep and analysis?	X			
18. Are all calculations checked?	X			
19. Did analyst sign/date appropriate printouts and report sheets?	X			
20. Are all samples located in the correct auto-sampler locations?	X			

Comments on any "No" response:
Tl - SLMS' x150 B6 61713 - BSI / BSDI x100
Pb LL 07179-01 SPLP and 07163-02 (x5)
Sb - OK
As 07163-02 x3 lot CV low (88%) OK for 7000 series (80-120%)
LL 07173-17 x18w/18

Analyst: [Signature] Date: 7/20/06 2nd Rvw: [Signature] Date: 7/20/06

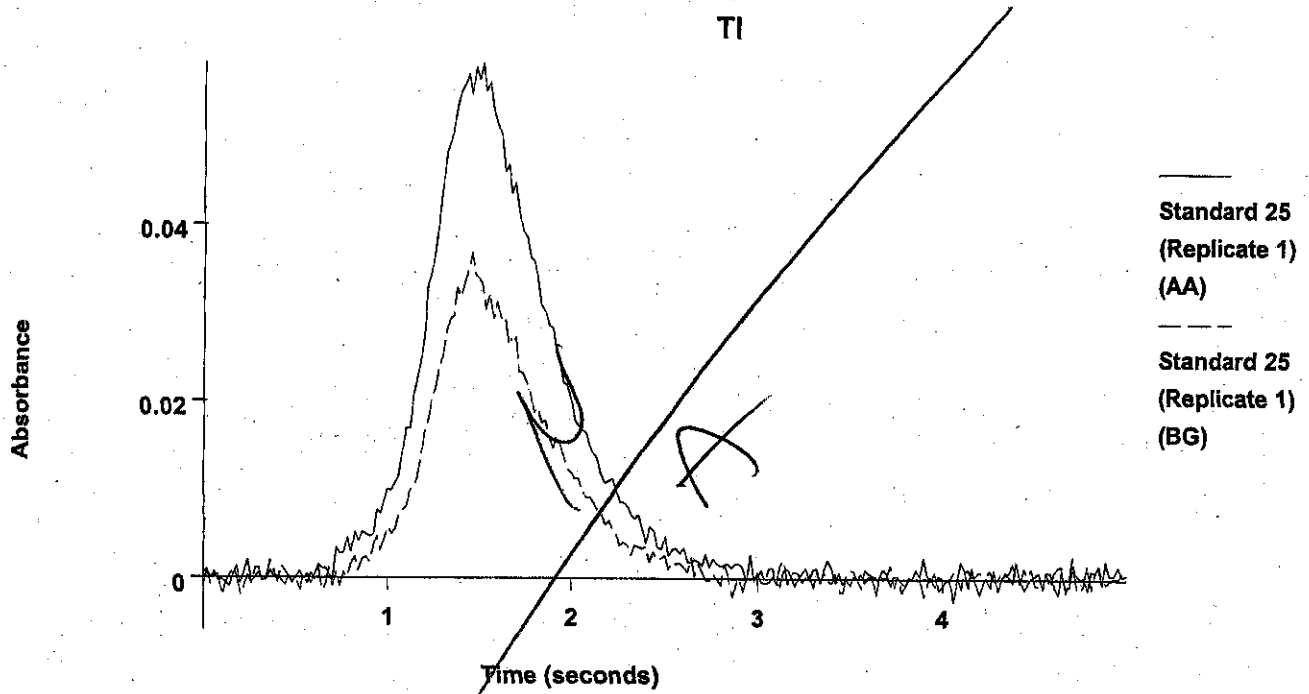
Autosampler Loading List

Sample Information File: 071906YA.SIF

Methods: Tl 2 Pb 2 Sb 5 As 5

Location	Elements	Solution
1	Tl	Sample: 0607164-20 x5
2	Tl	Sample: BG61341-dup1
3	Tl	Sample: BG61341-ms1 x20
4	Tl	Sample: BG61341-sd1 x25
5	Tl	Sample: 0607164-21 x5
6	Tl	Sample: 0607164-22 x5
7	Tl	Sample: 0607164-23 x5
8	Tl	Sample: 0607164-24 x5
9	Tl	Sample: BG61341-dup2 x5
10	Tl	Sample: BG61341-ms2 x20
11	Tl	Sample: BG61341-sd2 x25
12	Tl, Pb, Sb, As	Sample: BG61504-blk1
13	Tl, Pb, Sb, As	Sample: BG61504-bs2
14	Tl, Pb, Sb, As	Sample: BG61504-bsd2
15	Tl, Pb, Sb, As	Sample: 0607162-07
16	Pb, As	Sample: 0607163-01
17	Pb , As	Sample: 0607163-02
18	Pb, As	Sample: 0607163-03
19	Tl, As	Sample: BG61408-blk1
20	Tl, As	Sample: BG61408-bs1 x20
21	Tl, As	Sample: BG61408-bsd1 x20
22	Tl, As	Sample: BG61408-srml x50
23	Tl, As	Sample: 0607173-01 x5
24	Tl, As	Sample: 0607173-02 x5
25	Tl, As	Sample: 0607173-03 x5
26	Tl, As	Sample: 0607173-04 x5
27	Tl, As	Sample: 0607173-05 x5
28	Tl, As	Sample: 0607173-06 x5
29	Tl, As	Sample: 0607173-07 x5
30	Tl, As	Sample: 0607173-08 x5
31	Tl, As	Sample: 0607173-09 x5
32	Tl, As	Sample: 0607173-10 x5
33	Tl, As	Sample: BG61408-dup1 x5
34	Tl, As	Sample: BG61408-ms1 x20
35	Tl, As	Sample: BG61408-sd1 x25
36	Tl, As	Sample: 0607173-11 x5
37	Tl, As	Sample: 0607173-12 x5
38	Tl, As	Sample: 0607173-13 x5
39	Tl, As	Sample: 0607173-14 x5
40	Tl, As	Sample: 0607173-15 x5
41	Tl, As	Sample: 0607173-16 x5
42	Tl, As	Sample: 0607173-17 x5
43	Tl, As	Sample: 0607173-18 x5
44	Tl, As	Sample: BG61408-dup2 x5
45	Tl, As	Sample: BG61408-ms2 x20
46	Tl, As	Sample: BG61408-sd2 x25
47	Pb	Sample: BG61506-blk1
48	Pb	Sample: BG61506-bs1 x20
49	Pb	Sample: BG61506-bsd1 x20
50	Pb	Sample: 0607178-01splp
51	Pb	Sample: 0607178-02splp
52	Pb	Sample: 0607178-03splp
53	Pb	Sample: 0607179-01splp
54	Pb	Sample: 0607179-02splp
55	Pb	Sample: 0607179-03splp
56	Pb	Sample: 0607180-01splp
57	Pb	Sample: 0607180-02splp
58	Pb	Sample: 0607180-03splp
59	Pb	Sample: 0607180-04splp
60	Pb	Sample: BG61506-dup1
61	Pb	Sample: BG61506-ms1 x20

62	Pb	Sample: BG61506-sd1 x5
63	Tl	Sample: BG61713-blk1
64	Tl	Sample: BG61713-bs1 x20 (x60)
65	Tl	Sample: BG61713-bsd1 x20 (x60)
66	Tl	Sample: BG61713-srml x50
67	Tl	Sample: 0607201-02 x5
68	Tl	Sample: 0607201-03 x5
69	Tl	Sample: 0607201-06 x5
70	Tl	Sample: BG61713-dup1 x5
71	Tl	Sample: BG61713-ms1 x20
72	Tl	Sample: BG61713-sd1 x25
121	Tl, Pb, Sb, As	Stock Standard: 5.0 µg/L
124	Tl, Pb, Sb, As	Stock Standard: 10.0 µg/L
	Tl	STD 3: 10.0000 µg/L
	Tl	CCV: 10.0000 µg/L
126	Tl, Pb, Sb, As	Stock Standard: 25.0 µg/L
	Pb, Sb, As	STD 3: 25.0000 µg/L
	Pb, Sb, As	CCV: 25.0000 µg/L
129	Pb, Sb, As	Stock Standard: 50.0 µg/L
131	Tl, Pb, Sb, As	Recovery Stock: 50.0 µg/L
134	Pb, Sb, As	ICV: 25.0000 µg/L
136	Tl	Stock Standard: 2.0 µg/L
	Pb, Sb, As	CRA 2: 2.0000 µg/L
139	Tl	ICV: 10.0000 µg/L
141	Pb	Standard 0
	Pb	ICB/CCB: 0.0000 µg/L
	Pb	Diluent
146	Pb	Modifier 2
147	Tl, Sb, As	Modifier 1
148	Tl, Sb, As	Standard 0
	Tl, Sb, As	ICB/CCB: 0.0000 µg/L
	Tl, Sb, As	Diluent

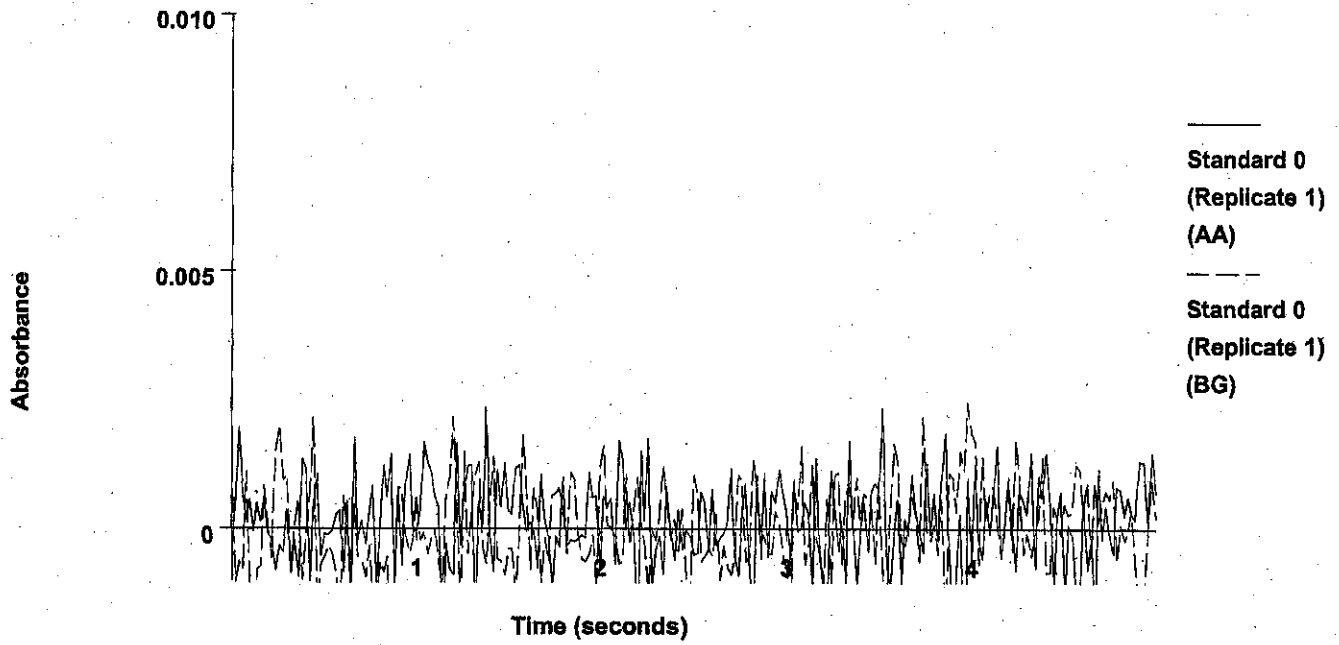


2
 Mean: 0.0185 0.0426 0.0571 0.0252 0.0353 12:43:26 Yes
 SD : 0.0198
 %RSD: 0.0018
 9.02

=====
 Element: Tl Seq. No.: 32 AS Loc.: 148 Date: 07/19/2006
 Sample ID: Standard 0
 µL dispensed: 10 from 148, 5 from 147, 15 from 148
 =====

Repl #	SampleConc	StndConc	BlnkCorr Signal	Peak Area	Peak Height	Bkgnd Area	Bkgnd Height	Time	Peak Stored
1			0.0008	0.0008	0.0024	0.0003	0.0025	12:47:07	Yes

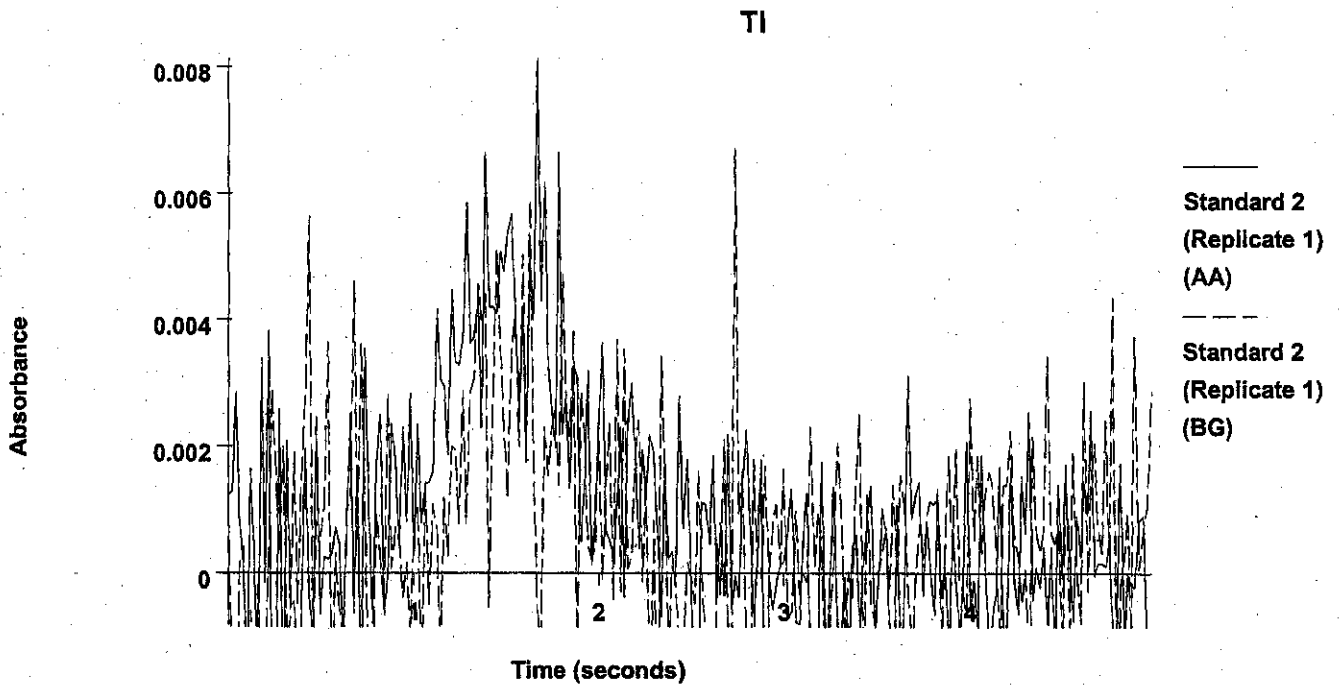
TI



2 0.0005 0.0005 0.0026 -0.0007 0.0026 12:49:57 Yes
 Mean: 0.0006
 SD : 0.0002
 %RSD: 36.91
 Auto-zero performed.

=====
 Element: Tl Seq. No.: 33 AS Loc.: 136 Date: 07/19/2006
 Sample ID: Standard 2
 µL dispensed: 10 from 148, 5 from 147, 15 from 136
 =====

Repl #	SampleConc	StdConc	BlkCorr Signal	Peak Area	Peak Height	Bkgnd Area	Bkgnd Height	Time	Peak Stored
1			0.0042	0.0048	0.0081	0.0038	0.0067	12:53:12	Yes

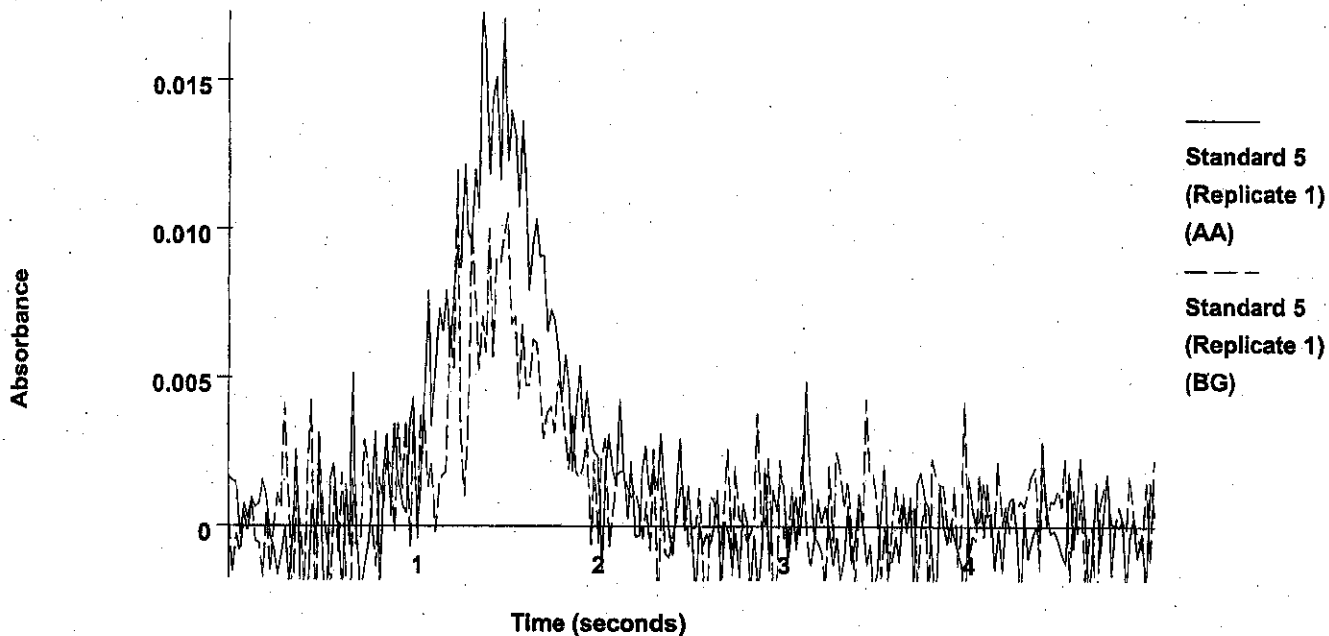


2 0.0041 0.0047 0.0070 0.0015 0.0053 12:56:00 Yes
 Mean: 0.0042
 SD : 0.0001
 %RSD: 1.60
 [Tl] Standard number 1 applied. [2.0]
 Correlation Coefficient: 1.00000 Slope: 0.00208
 Intercept : 0.00000

=====
 Element: Tl Seq. No.: 34 AS Loc.: 121 Date: 07/19/2006
 Sample ID: Standard 5
 µL dispensed: 10 from 148, 5 from 147, 15 from 121
 =====

Repl #	SampleConc µg/L	StndConc µg/L	BlkCorr Signal	Peak Area	Peak Height	Bkgnd Area	Bkgnd Height	Time	Peak Stored
1			0.0086	0.0092	0.0173	0.0062	0.0120	12:59:15	Yes

Tl

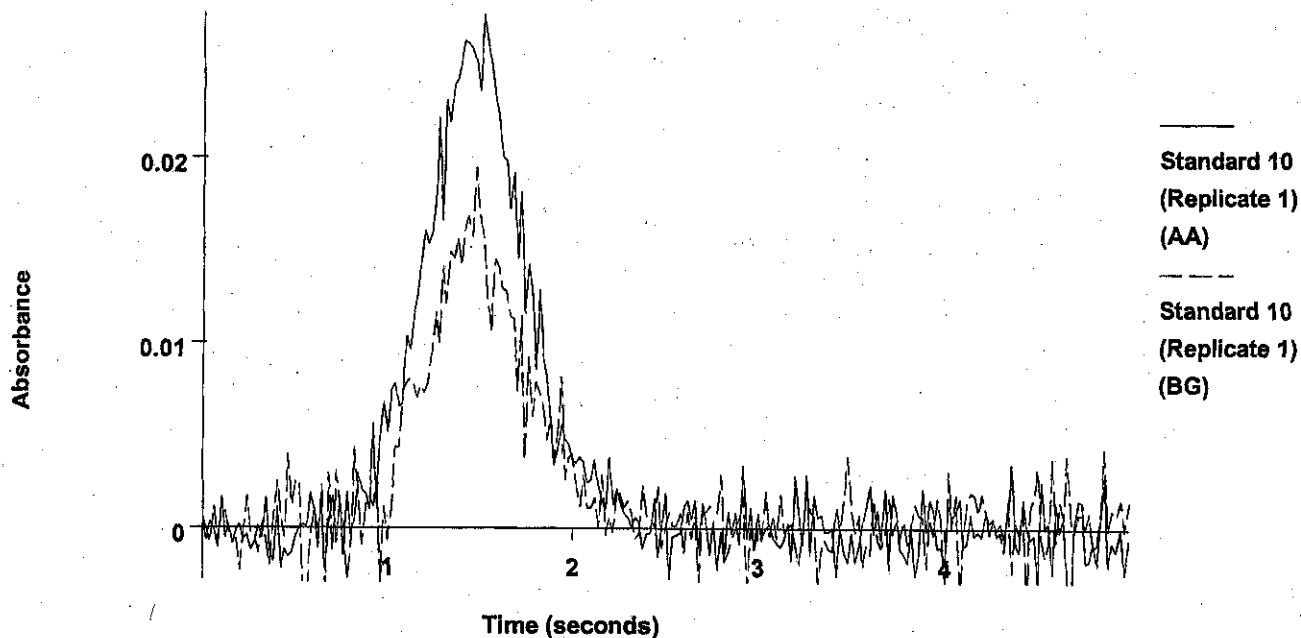


2 0.0096 0.0102 0.0156 0.0063 0.0109 01:02:05 Yes
 Mean: 0.0091
 SD : 0.0007
 %RSD: 7.67
 [Tl] Standard number 2 applied. [5.0]
 Correlation Coefficient: 0.99780 Slope: 0.00180
 Intercept : 0.00021

=====
 Element: Tl Seq. No.: 35 AS Loc.: 124 Date: 07/19/2006
 Sample ID: Standard 10
 µL dispensed: 10 from 148, 5 from 147, 15 from 124

Repl #	SampleConc µg/L	StndConc µg/L	BlkCorr Signal	Peak Area	Peak Height	Bkgnd Area	Bkgnd Height	Time	Peak Stored
1			0.0159	0.0165	0.0278	0.0111	0.0195	01:05:23	Yes

Tl



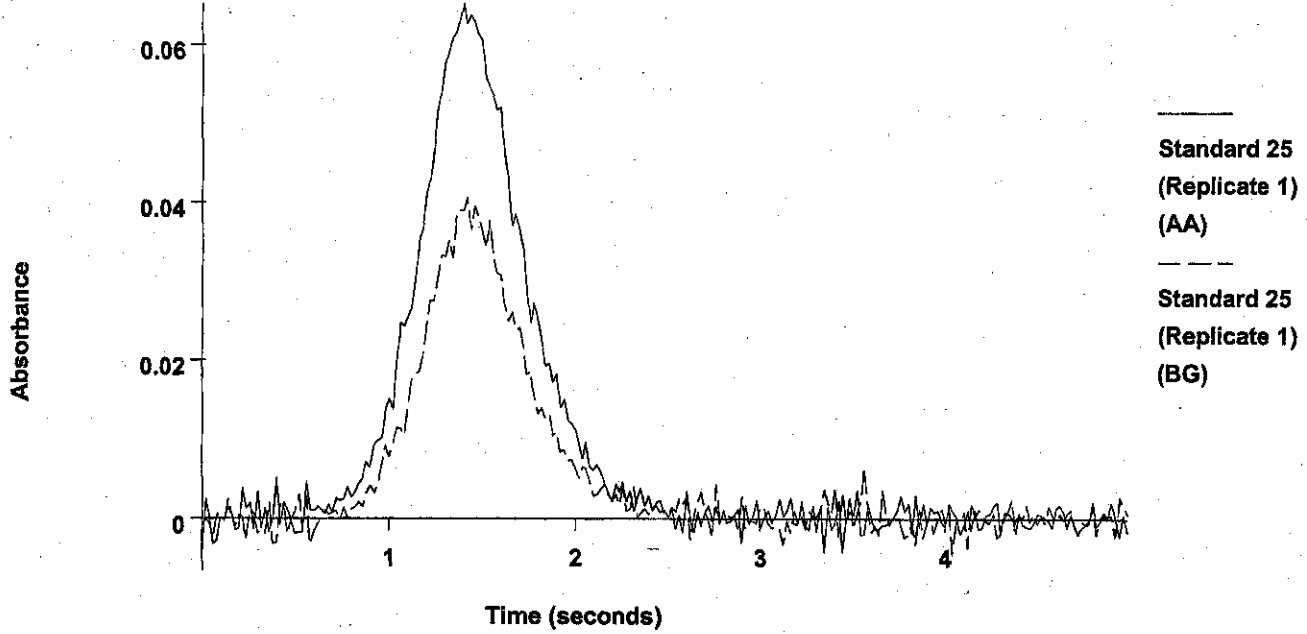
2 0.0179 0.0185 0.0268 0.0101 0.0174 01:08:15 Yes
 Mean: 0.0169
 SD : 0.0014
 %RSD: 8.30
 [Tl] Standard number 3 applied. [10.0]
 Correlation Coefficient: 0.99853 Slope: 0.00167
 Intercept : 0.00044

=====

Element: Tl Seq. No.: 36 AS Loc.: 126 Date: 07/19/2006
 Sample ID: Standard 25
 µL dispensed: 10 from 148, 5 from 147, 15 from 126

Repl #	SampleConc µg/L	StndConc µg/L	BlkCorr Signal	Peak Area	Peak Height	Bkgnd Area	Bkgnd Height	Time	Peak Stored
1			0.0423	0.0429	0.0651	0.0259	0.0405	01:11:34	Yes

Tl

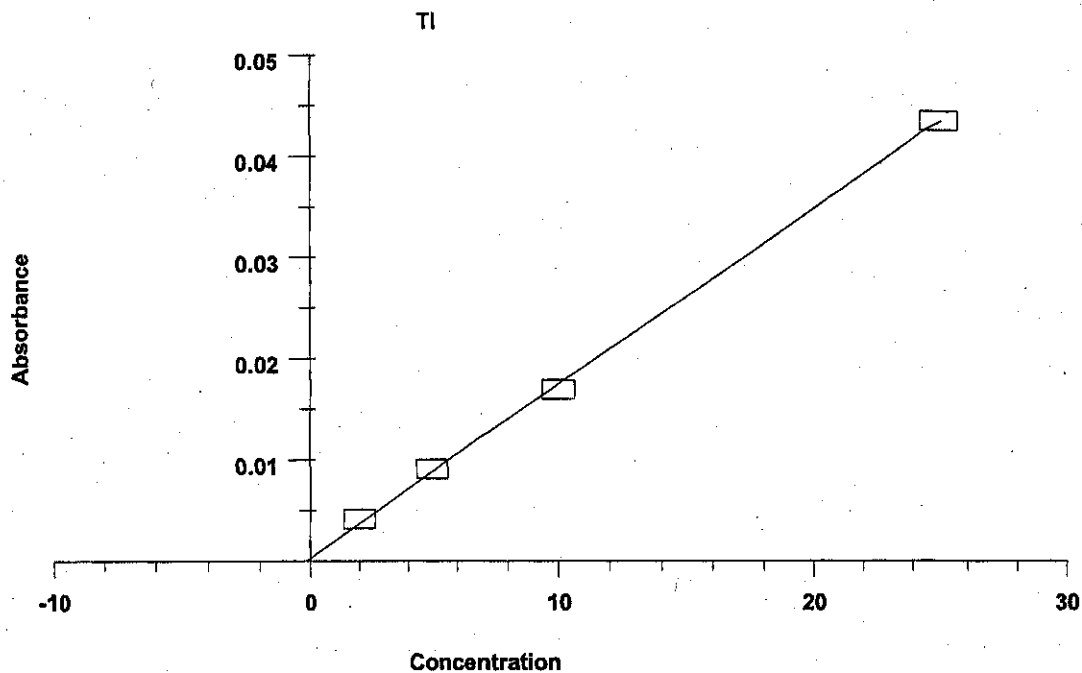


2 0.0447 0.0453 0.0587 0.0250 0.0358 01:14:27 Yes
 Mean: 0.0435
 SD : 0.0017
 %RSD: 3.92
 [Tl] Standard number 4 applied. [25.0]
 Correlation Coefficient: 0.99973 Slope: 0.00172
 Intercept : 0.00026

Calibration data for Tl

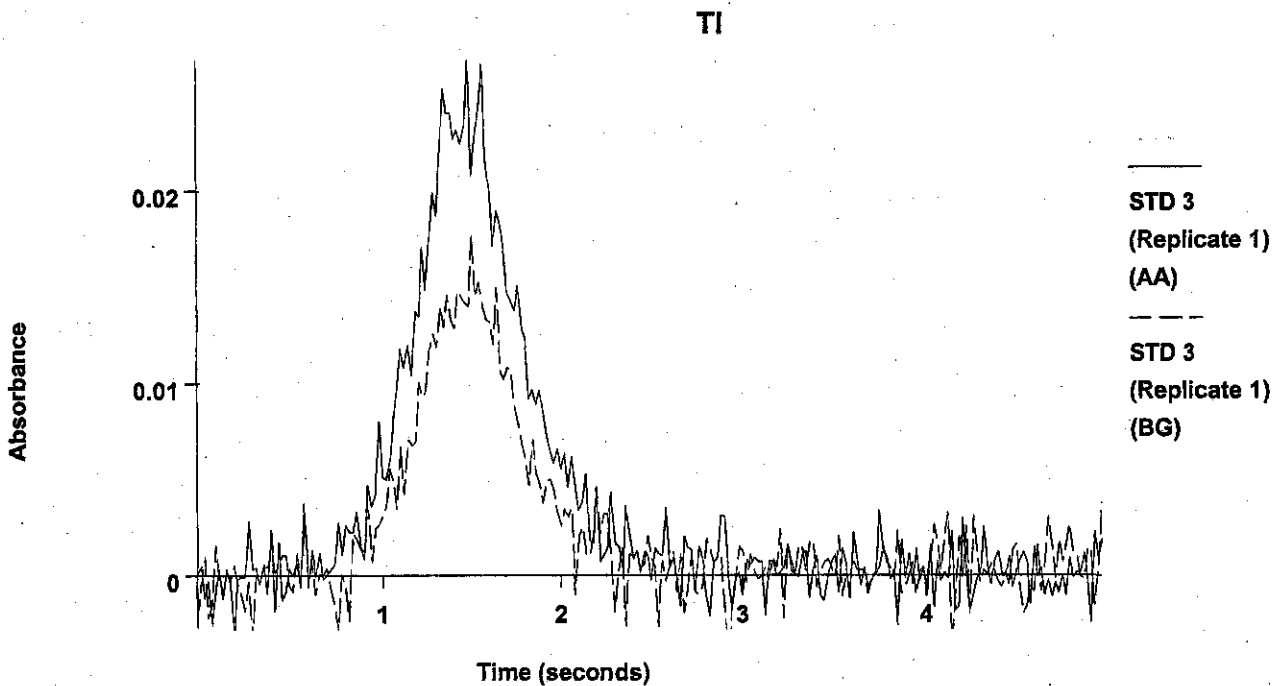
Standard ID	Mean Signal (Pk Area)	Entered Concentration (µg/L)	Calculated Concentration (µg/L)	Standard Deviation	%RSD
Standard 0	0.0006	-	-	-	-
Standard 2	0.0042	2.0	2.3	0.00	1.60
Standard 5	0.0091	5.0	5.1	0.00	7.67
Standard 10	0.0169	10.0	9.7	0.00	8.30
Standard 25	0.0435	25.0	25.1	0.00	3.92
Correlation Coefficient:		0.99973	Slope: 0.00172	Intercept: 0.0003	

cal good



=====
 Element: Tl Seq. No.: 37 AS Loc.: 124 Date: 07/19/2006
 Sample ID: STD 3
 μL dispensed: 10 from 148, 5 from 147, 15 from 124
 =====

Repl #	SampleConc μg/L	StdConc μg/L	BlkCorr Signal	Peak Area	Peak Height	Bkgnd Area	Bkgnd Height	Time	Peak Stored
1	10.1	10.1	0.0176	0.0183	0.0267	0.0111	0.0177	01:17:25	Yes



2 9.9 9.9 0.0173 0.0179 0.0240 0.0094 0.0148 01:20:16 Yes

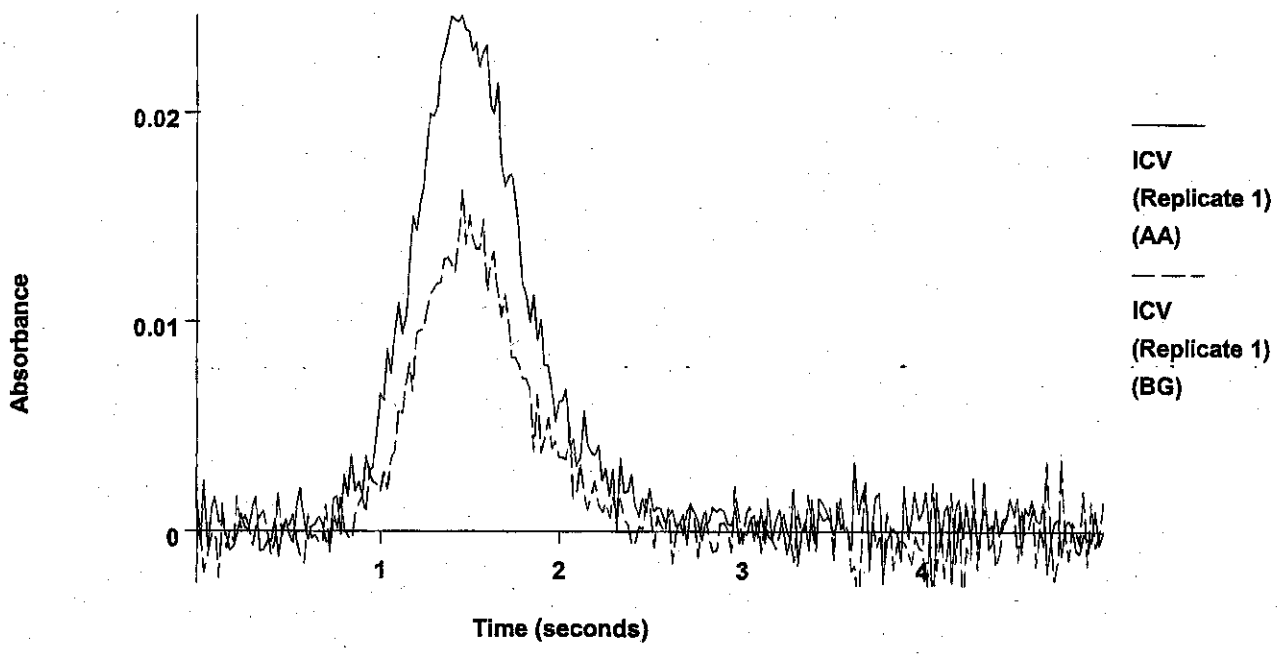
Mean: 10.0 10.0 0.0175
SD : 0.13 0.13 0.0002
%RSD: 1.35 1.35 1.33
QC value within specified limits.



=====
Element: Tl Seq. No.: 38 AS Loc.: 139 Date: 07/19/2006
Sample ID: ICV
µL dispensed: 10 from 148, 5 from 147, 15 from 139
=====

Repl #	SampleConc µg/L	StndConc µg/L	BlnkCorr Signal	Peak Area	Peak Height	Bkgnd Area	Bkgnd Height	Time	Peak Stored
1	10.8	10.8	0.0188	0.0194	0.0247	0.0099	0.0163	01:23:06	Yes

Tl



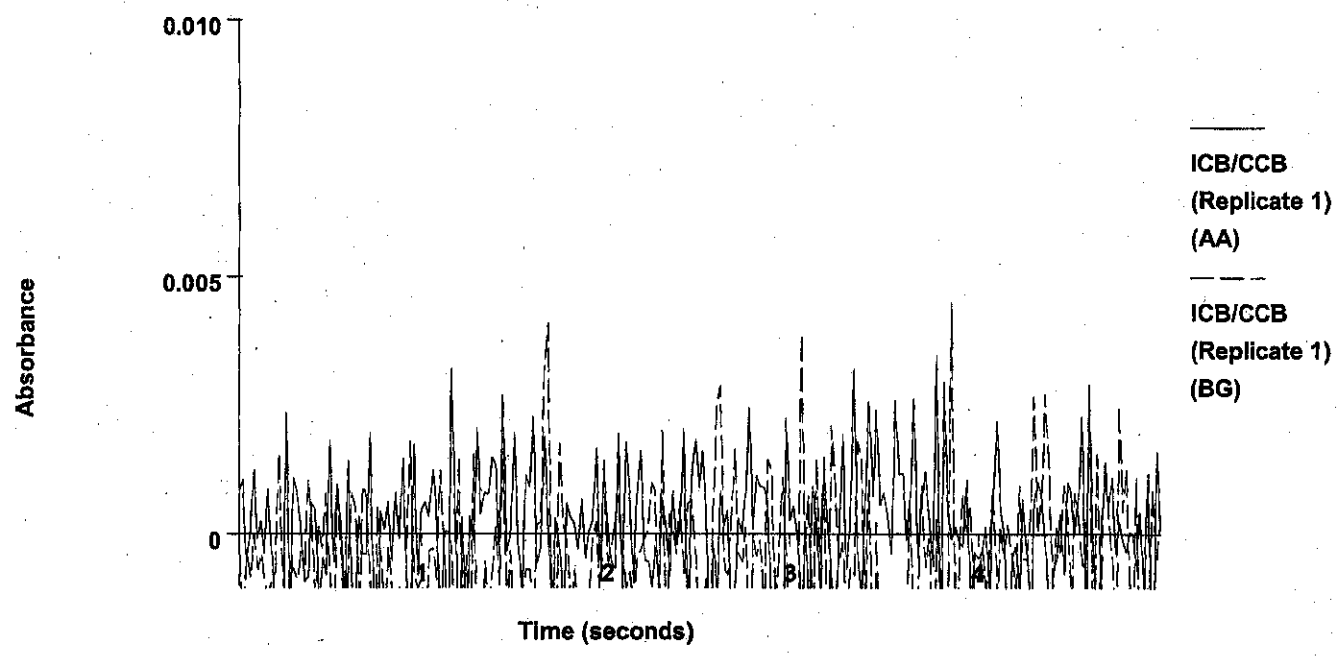
2 9.9 9.9 0.0174 0.0180 0.0239 0.0111 0.0152 01:25:57 Yes
Mean: 10.4 10.4 0.0181
SD : 0.59 0.59 0.0010
%RSD: 5.68 5.68 5.60
QC value within specified limits.



=====
Element: Tl Seq. No.: 39 AS Loc.: 148 Date: 07/19/2006
Sample ID: ICB/CCB
µL dispensed: 10 from 148, 5 from 147, 15 from 148
=====

Repl #	SampleConc µg/L	StndConc µg/L	BlnkCorr Signal	Peak Area	Peak Height	Bkgnd Area	Bkgnd Height	Time	Peak Stored
1	-0.2	-0.2	0.0000	0.0006	0.0035	-0.0021	0.0045	01:28:48	Yes

Tl



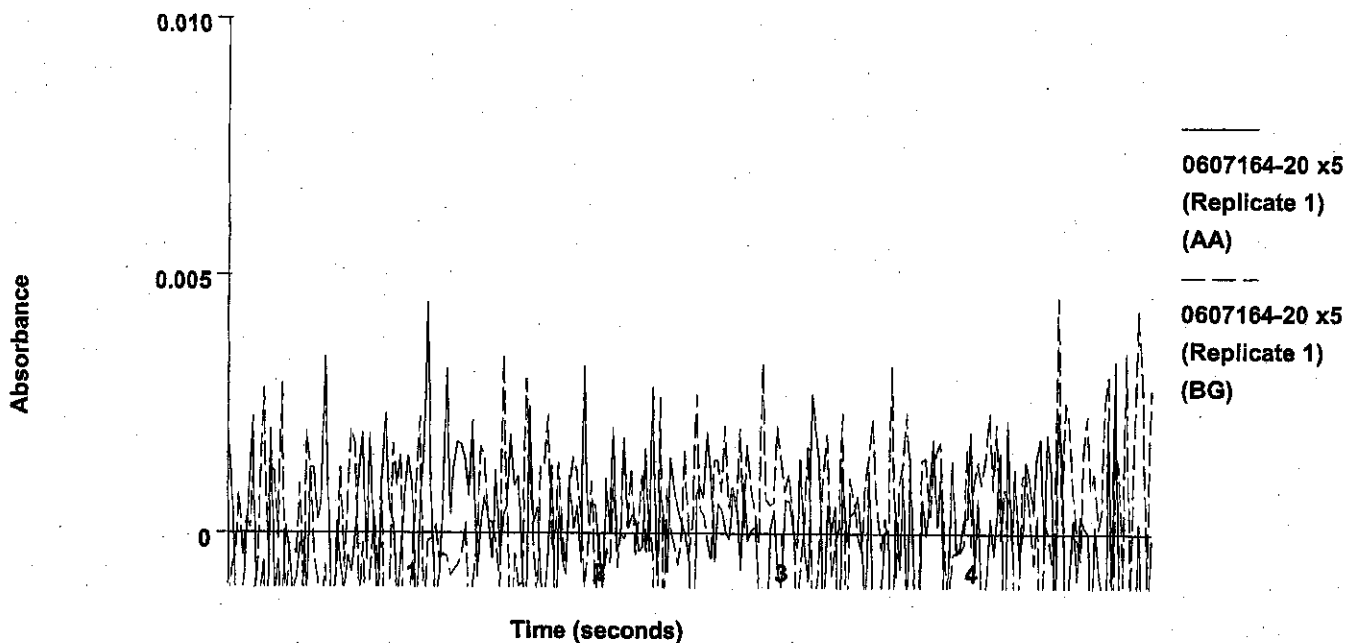
2	0.1	0.1	0.0004	0.0010	0.0048	-0.0004	0.0046	01:31:37	Yes
Mean:	0.0	0.0	0.0002						
SD :	0.18	0.18	0.0003						
%RSD:	636.4	636.4	145.12						

QC value within specified limits. ✓

=====
 Element: Tl Seq. No.: 40 AS Loc.: 1 Date: 07/19/2006
 Sample ID: 0607164-20 x5
 µL dispensed: 10 from 148, 5 from 147, 15 from 1
 =====

Repl #	SampleConc µg/L	StndConc µg/L	BlkCorr Signal	Peak Area	Peak Height	Bkgnd Area	Bkgnd Height	Time	Peak Stored
1	-0.3	-0.3	-0.0002	0.0004	0.0045	0.0017	0.0046	01:34:26	Yes

Tl

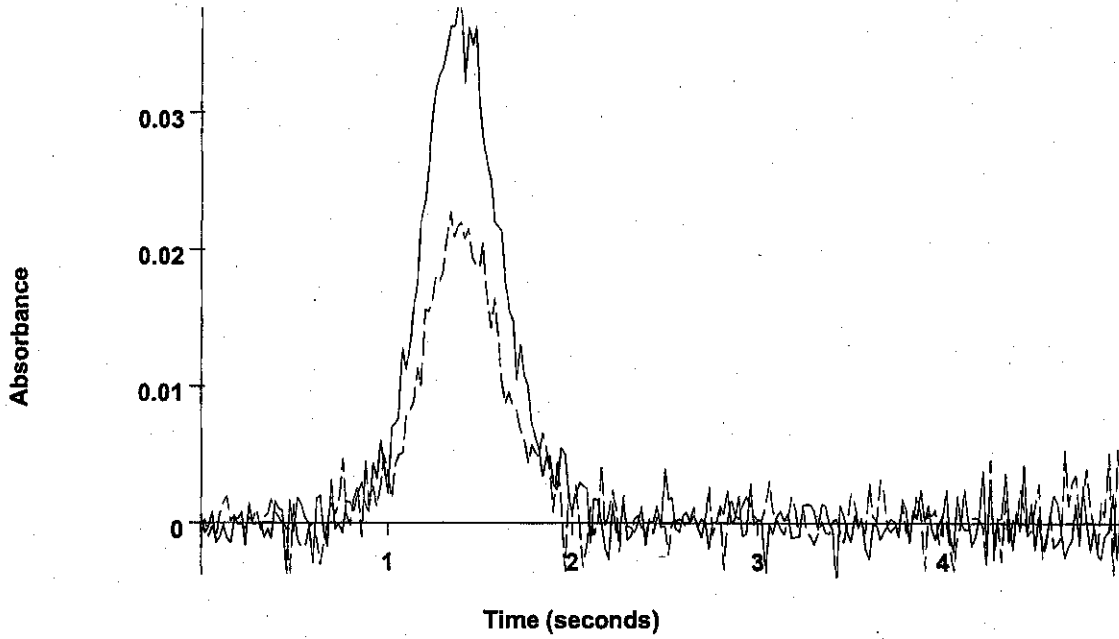


2	-0.1	-0.1	0.0001	0.0007	0.0046	-0.0006	0.0044	01:37:16	Yes
Mean:	-0.2	-0.2	0.0000						
SD :	0.13	0.13	0.0002						
%RSD:	77.88	77.88	667.33						

=====
 Element: Tl Seq. No.: 41 AS Loc.: 1 Date: 07/19/2006
 Sample ID: 0607164-20 x5
 µL dispensed: 7 from 148, 5 from 147, 3 from 131, 15 from 1
 =====

Repl #	SampleConc µg/L	StndConc µg/L	BlnkCorr Signal	Peak Area	Peak Height	Bkgnd Area	Bkgnd Height	Time	Peak Stored
1	10.9	10.9	0.0190	0.0196	0.0376	0.0124	0.0228	01:40:16	Yes

Tl



0607164-20 x5
 (Replicate 1)
 (AA)

0607164-20 x5
 (Replicate 1)
 (BG)

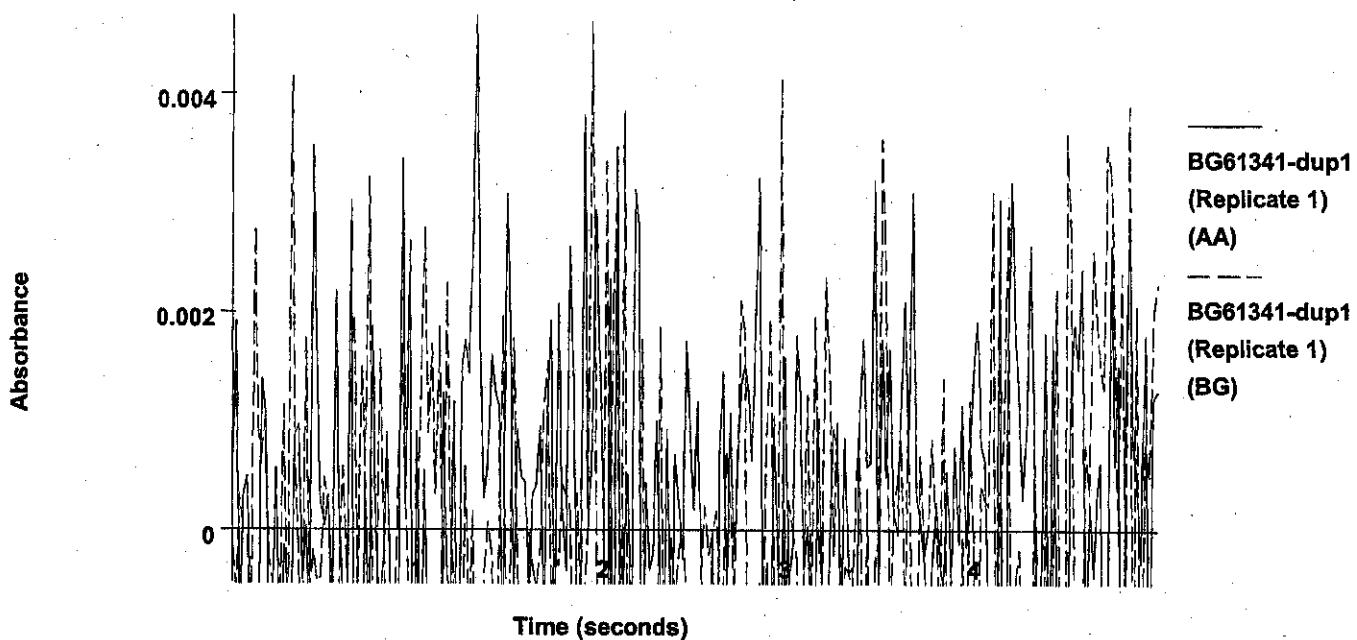
2	10:6	10.6	0.0185	0.0191	0.0378	0.0138	0.0241	01:43:14	Yes
Mean:	10.7	10.7	0.0187						
SD :	0.24	0.24	0.0004						
%RSD:	2.21	2.21	2.18						

Recovery for Tl = 107.3 % within 85 % to 115 %

=====
 Element: Tl Seq. No.: 42 AS Loc.: 2 Date: 07/19/2006
 Sample ID: BG61341-dup1
 µL dispensed: 10 from 148, 5 from 147, 15 from 2
 =====

Repl #	SampleConc µg/L	StndConc µg/L	BlkCorr Signal	Peak Area	Peak Height	Bkgnd Area	Bkgnd Height	Time	Peak Stored
1	0.3	0.3	0.0008	0.0015	0.0047	-0.0001	0.0047	01:46:04	Yes

TI



 BG61341-dup1
 (Replicate 1)
 (AA)

 BG61341-dup1
 (Replicate 1)
 (BG)

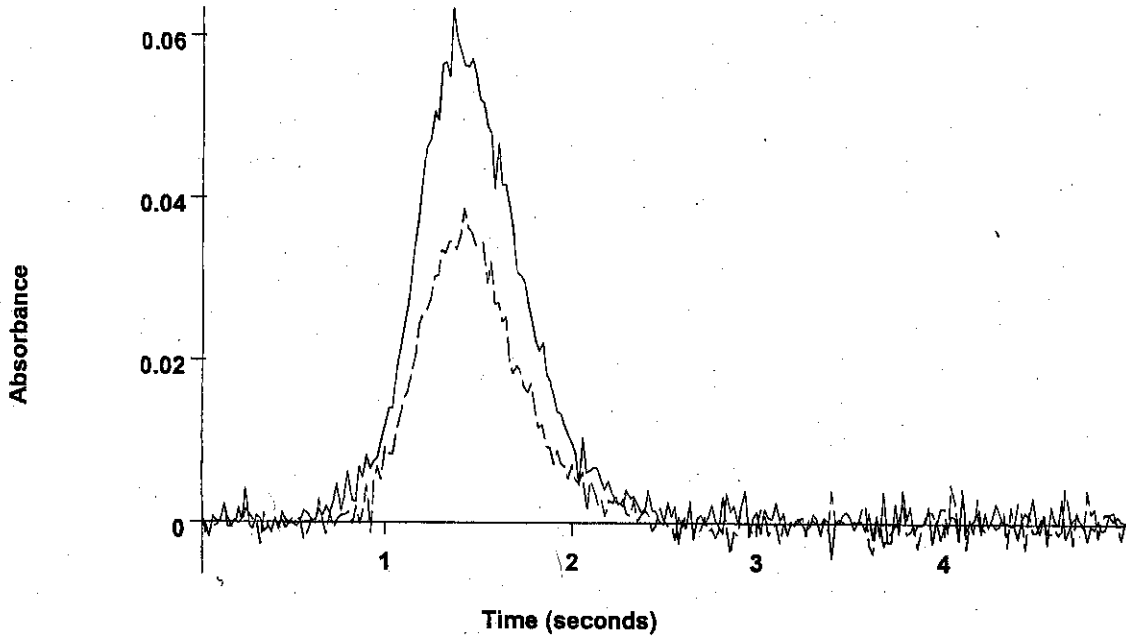
2	0.1	0.1	0.0004	0.0010	0.0068	-0.0008	0.0034	01:48:54	Yes
Mean:	0.2	0.2	0.0006						
SD :	0.20	0.20	0.0003						
%RSD:	101.2	101.2	58.10						

M

 Element: Tl Seq. No.: 43 AS Loc.: 3 Date: 07/19/2006
 Sample ID: BG61341-ms1 x20
 µL dispensed: 10 from 148, 5 from 147, 15 from 3

Repl #	SampleConc µg/L	StdConc µg/L	BlnkCorr Signal	Peak Area	Peak Height	Bkgnd Area	Bkgnd Height	Time	Peak Stored
1	23.2	23.2	0.0402	0.0408	0.0634	0.0238	0.0387	01:51:45	Yes

TI



 BG61341-ms1 x20
 (Replicate 1)
 (AA)

 BG61341-ms1 x20
 (Replicate 1)
 (BG)

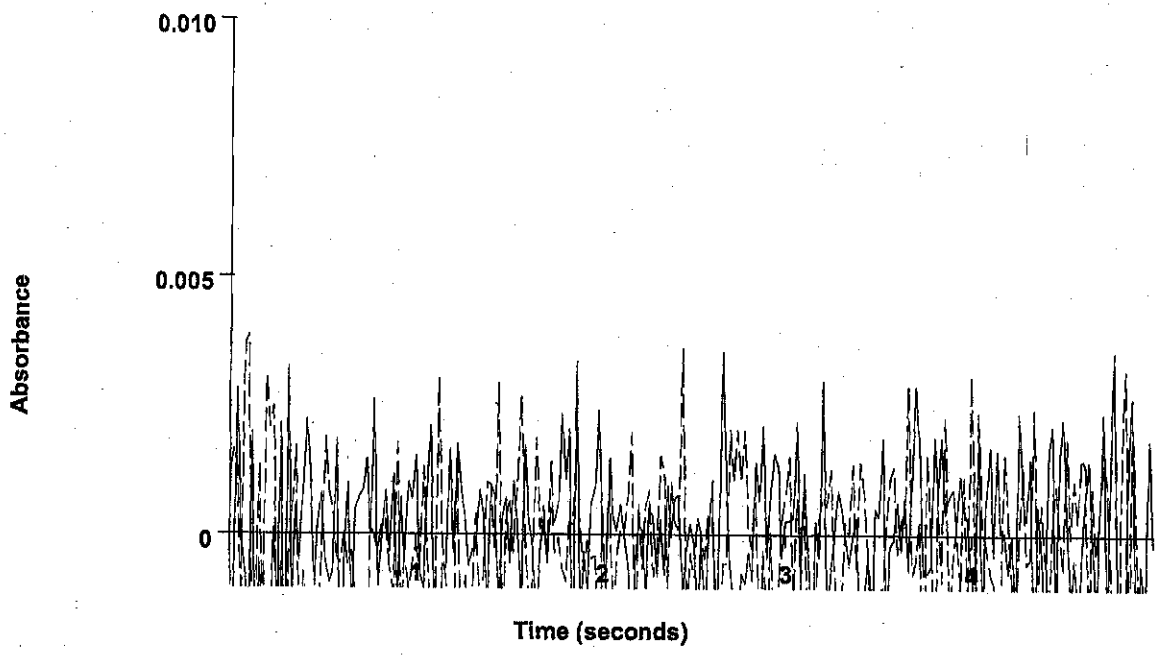
2	21.7	21.7	0.0377	0.0383	0.0550	0.0211	0.0368	01:54:35	Yes
Mean:	22.5	22.5	0.0389						
SD :	1.03	1.03	0.0018						
%RSD:	4.60	4.60	4.56						

905

=====
 Element: Tl Seq. No.: 44 AS Loc.: 4 Date: 07/19/2006
 Sample ID: BG61341-sd1 x25
 µL dispensed: 10 from 148, 5 from 147, 15 from 4
 =====

Repl #	SampleConc µg/L	StndConc µg/L	BlnkCorr Signal	Peak Area	Peak Height	Bkgnd Area	Bkgnd Height	Time	Peak Stored
1	-0.4	-0.4	-0.0004	0.0002	0.0036	-0.0008	0.0039	01:57:25	Yes

Tl



 BG61341-sd1 x25
 (Replicate 1)
 (AA)

 BG61341-sd1 x25
 (Replicate 1)
 (BG)

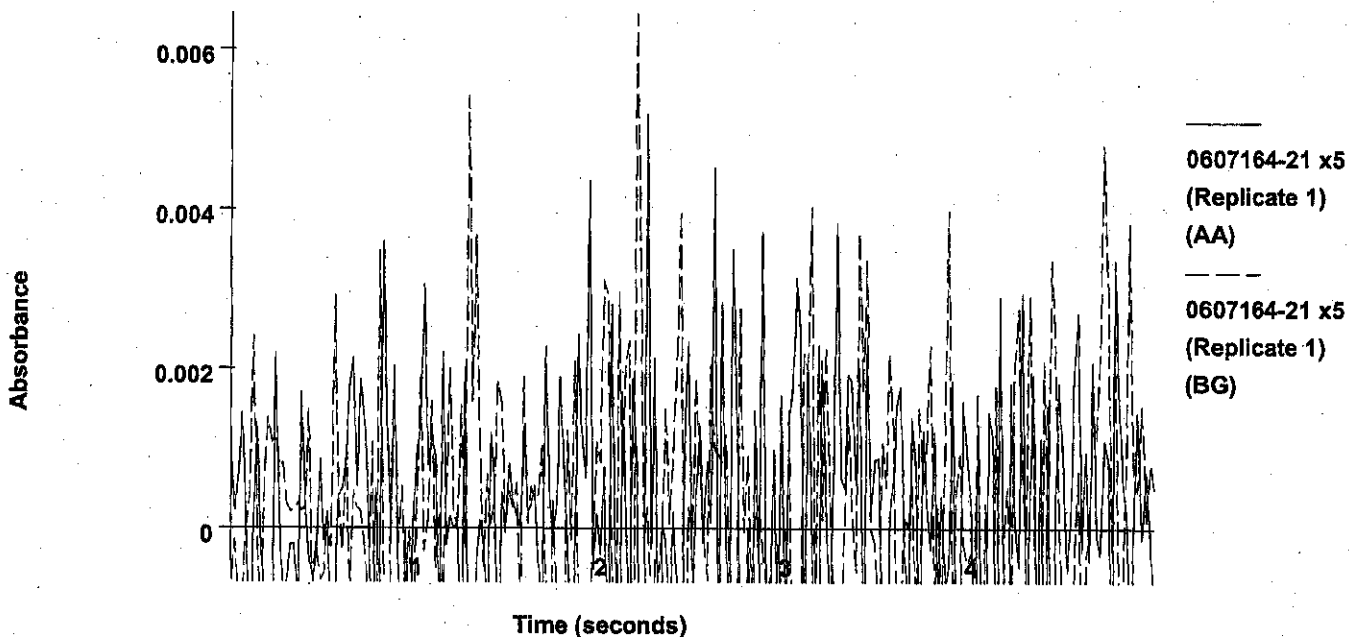
2	-0.1	-0.1	0.0001	0.0007	0.0055	-0.0004	0.0042	02:00:15	Yes
Mean:	-0.2	-0.2	-0.0001						
SD :	0.21	0.21	0.0004						
%RSD:	90.97	90.97	254.33						

Handwritten mark resembling a stylized 'B' or '2'.

=====
 Element: Tl Seq. No.: 45 AS Loc.: 5 Date: 07/19/2006
 Sample ID: 0607164-21 x5
 µL dispensed: 10 from 148, 5 from 147, 15 from 5
 =====

Repl #	SampleConc µg/L	StndConc µg/L	BlkCorr Signal	Peak Area	Peak Height	Bkgnd Area	Bkgnd Height	Time	Peak Stored
1	0.1	0.1	0.0005	0.0011	0.0052	0.0017	0.0065	02:03:06	Yes

Tl



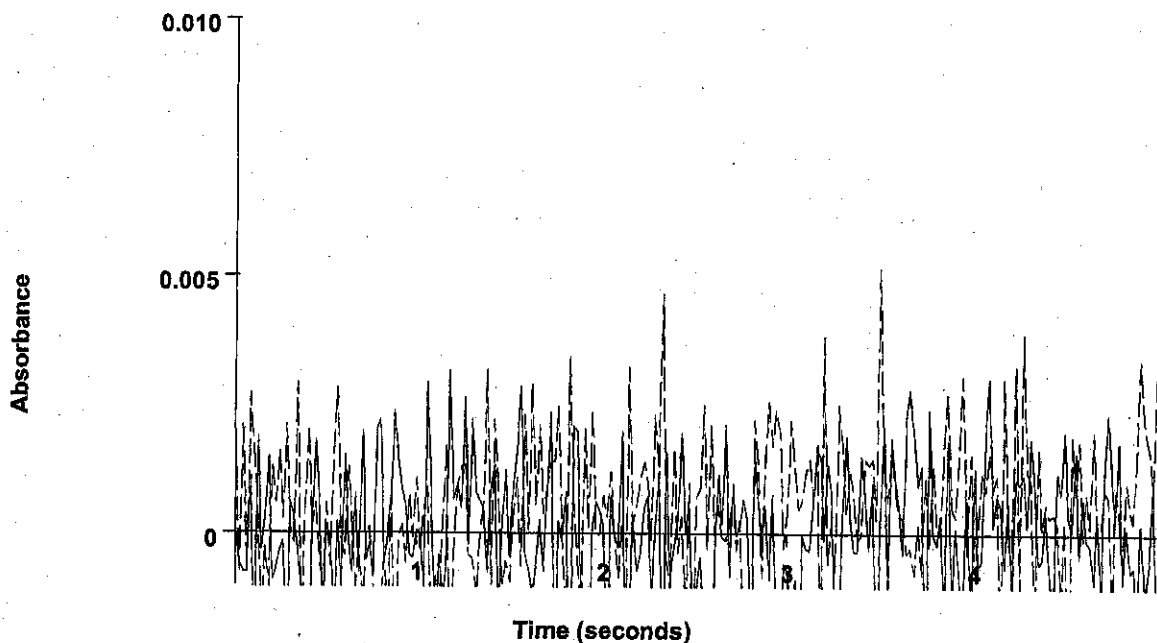
2	0.0	0.0	0.0002	0.0008	0.0047	0.0125	0.0201	02:05:56	Yes
Mean:	0.1	0.1	0.0003						
SD :	0.13	0.13	0.0002						
%RSD:	246.2	246.2	63.18						

Handwritten mark resembling a stylized 'B' or 'D'.

=====
 Element: Tl Seq. No.: 46 AS Loc.: 6 Date: 07/19/2006
 Sample ID: 0607164-22 x5
 µL dispensed: 10 from 148, 5 from 147, 15 from 6
 =====

Repl #	SampleConc µg/L	StndConc µg/L	BlkCorr Signal	Peak Area	Peak Height	Bkgnd Area	Bkgnd Height	Time	Peak Stored
1	-0.4	-0.4	-0.0004	0.0002	0.0031	0.0025	0.0052	02:08:48	Yes

TI



0607164-22 x5
(Replicate 1)
(AA)

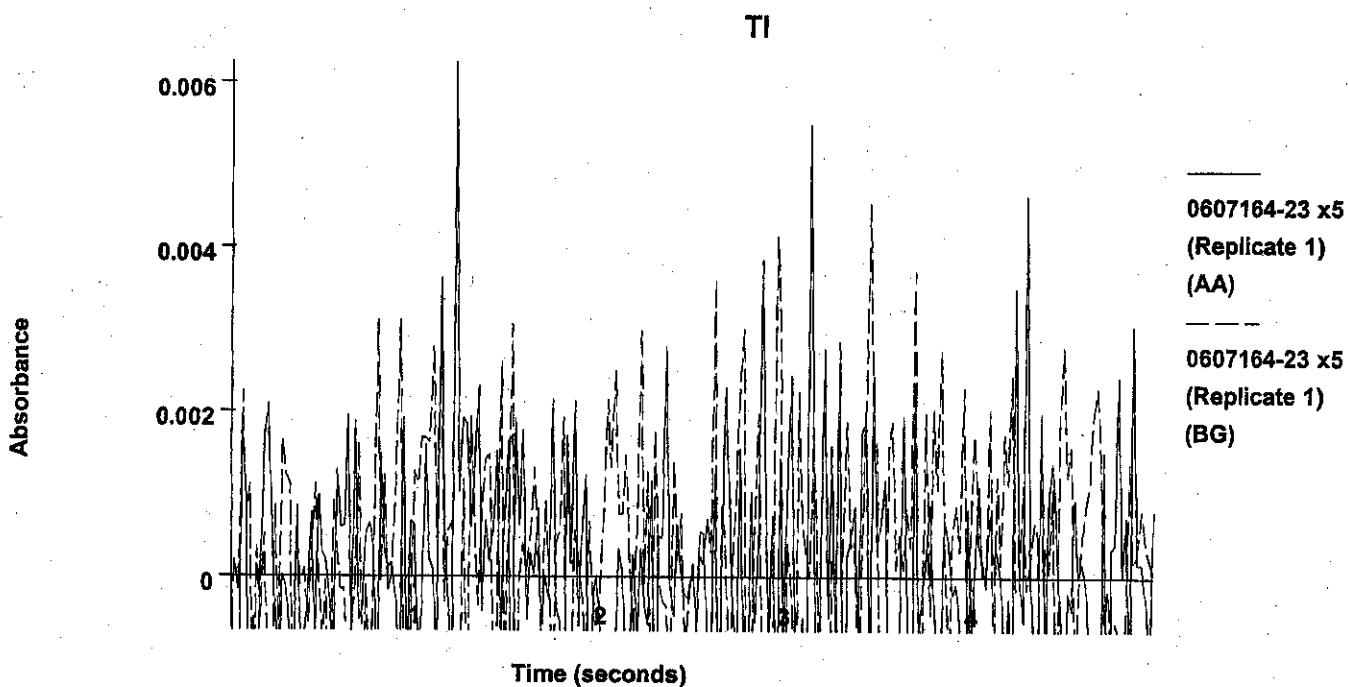
0607164-22 x5
(Replicate 1)
(BG)

2	-0.3	-0.3	-0.0003	0.0003	0.0050	0.0016	0.0042	02:11:39	Yes
Mean:	-0.4	-0.4	-0.0003						
SD :	0.06	0.06	0.0001						
%RSD:	17.84	17.84	30.88						

PD

=====
 Element: Tl Seq. No.: 47 AS Loc.: 7 Date: 07/19/2006
 Sample ID: 0607164-23 x5
 µL dispensed: 10 from 148, 5 from 147, 15 from 7
 =====

Repl #	SampleConc µg/L	StdConc µg/L	BlkCorr Signal	Peak Area	Peak Height	Bkgnd Area	Bkgnd Height	Time	Peak Stored
1	-0.2	-0.2	-0.0001	0.0005	0.0062	0.0014	0.0045	02:14:30	Yes

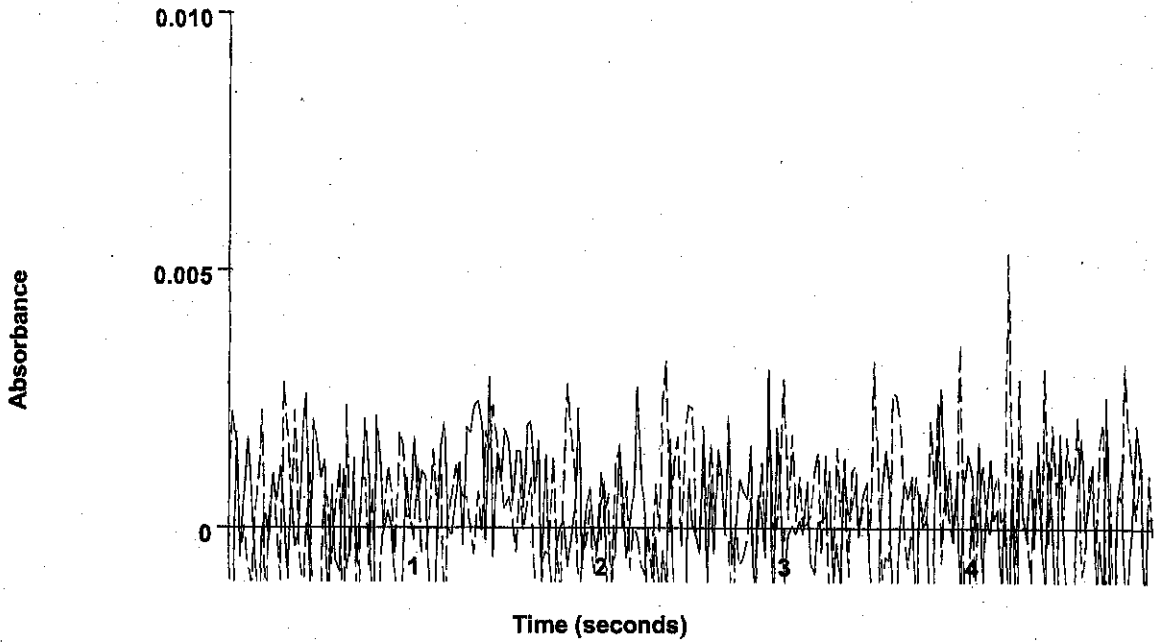


2	-0.1	-0.1	0.0000	0.0007	0.0030	0.0006	0.0028	02:17:20	Yes
Mean:	-0.2	-0.2	0.0000						
SD :	0.05	0.05	0.0001						
%RSD:	31.12	31.12	861.14						

=====
 Element: Tl Seq. No.: 48 AS Loc.: 8 Date: 07/19/2006
 Sample ID: 0607164-24 x5
 µL dispensed: 10 from 148, 5 from 147, 15 from 8
 =====

Repl #	SampleConc µg/L	StndConc µg/L	BlkCorr Signal	Peak Area	Peak Height	Bkgnd Area	Bkgnd Height	Time	Peak Stored
1	0.0	0.0	0.0003	0.0009	0.0031	0.0021	0.0053	02:20:11	Yes

TI



0607164-24 x5
 (Replicate 1)
 (AA)

0607164-24 x5
 (Replicate 1)
 (BG)

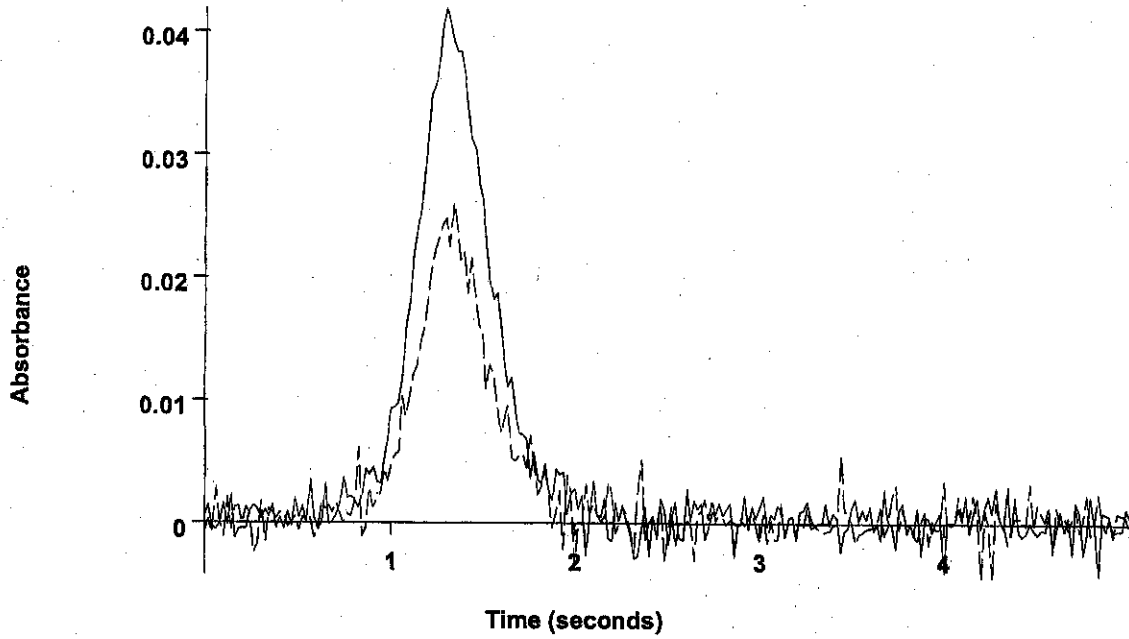
2	0.3	0.3	0.0008	0.0014	0.0044	-0.0002	0.0050	02:23:01	Yes
Mean:	0.2	0.2	0.0006						
SD :	0.20	0.20	0.0003						
%RSD:	109.7	109.7	60.53						

PD

=====
 Element: Tl Seq. No.: 49 AS Loc.: 8 Date: 07/19/2006
 Sample ID: 0607164-24 x5
 µL dispensed: 7 from 148, 5 from 147, 3 from 131, 15 from 8
 =====

Repl #	SampleConc µg/L	StndConc µg/L	BlkCorr Signal	Peak Area	Peak Height	Bkgnd Area	Bkgnd Height	Time	Peak Stored
1	11.7	11.7	0.0203	0.0209	0.0419	0.0128	0.0260	02:26:00	Yes

Tl



0607164-24 x5
 (Replicate 1)
 (AA)

0607164-24 x5
 (Replicate 1)
 (BG)

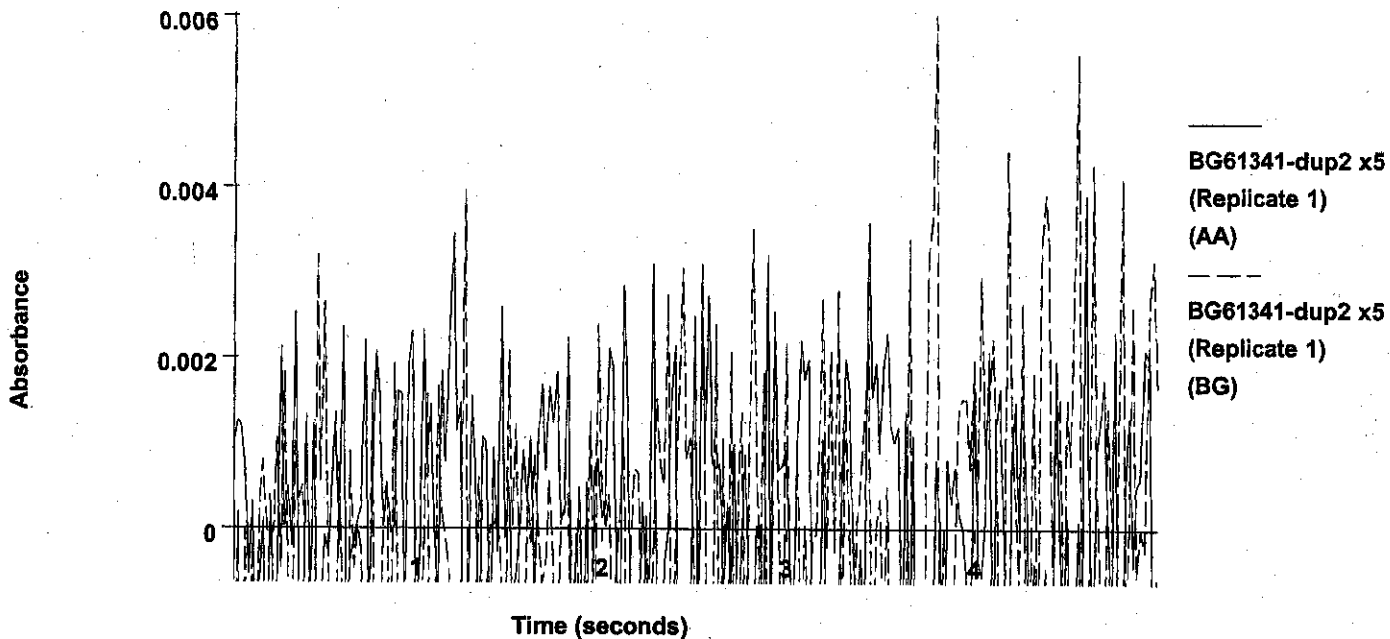
2	11.3	11.3	0.0197	0.0203	0.0415	0.0127	0.0262	02:28:59	Yes
Mean:	11.5	11.5	0.0200						
SD :	0.25	0.25	0.0004						
%RSD:	2.21	2.21	2.18						

Recovery for Tl = 114.7 % within 85 % to 115 %

=====
 Element: Tl Seq. No.: 50 AS Loc.: 9 Date: 07/19/2006
 Sample ID: BG61341-dup2 x5
 µL dispensed: 10 from 148, 5 from 147, 15 from 9
 =====

Repl #	SampleConc µg/L	StdConc µg/L	BlnkCorr Signal	Peak Area	Peak Height	Bkgnd Area	Bkgnd Height	Time	Peak Stored
1	-0.1	-0.1	0.0000	0.0007	0.0039	-0.0001	0.0060	02:31:50	Yes

TI

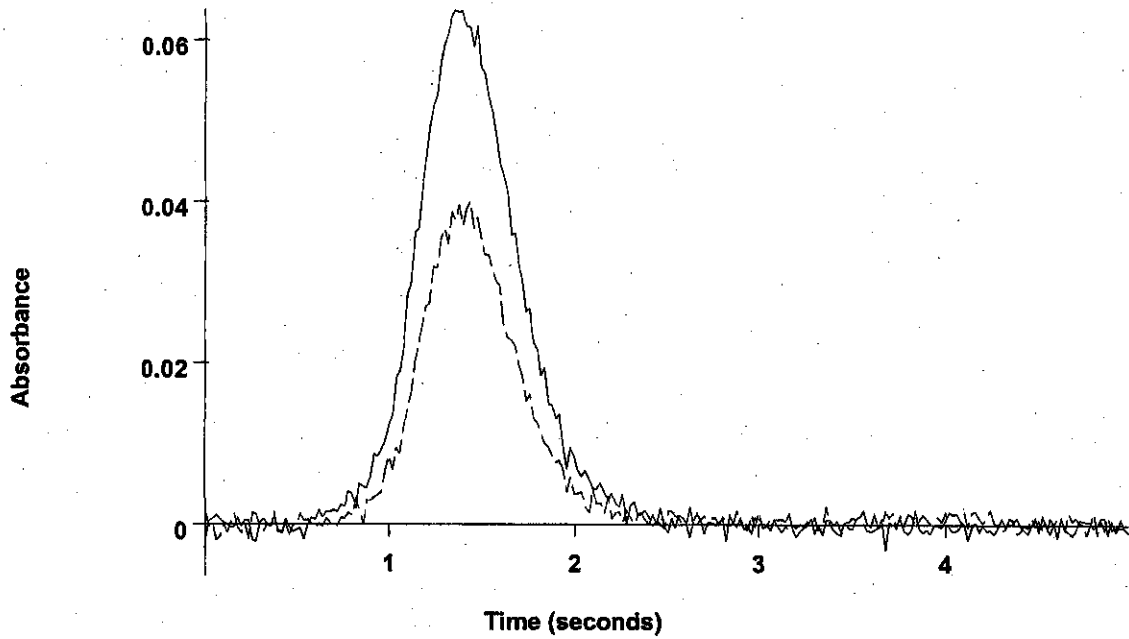


2	-0.5	-0.5	-0.0006	0.0000	0.0024	0.0026	0.0027	02:34:40	Yes
Mean:	-0.3	-0.3	-0.0003						
SD :	0.26	0.26	0.0004						
%RSD:	85.54	85.54	167.57						

=====
 Element: Tl Seq. No.: 51 AS Loc.: 10 Date: 07/19/2006
 Sample ID: BG61341-ms2 x20
 µL dispensed: 10 from 148, 5 from 147, 15 from 10
 =====

Repl #	SampleConc µg/L	StdConc µg/L	BlkCorr Signal	Peak Area	Peak Height	Bkgnd Area	Bkgnd Height	Time	Peak Stored
1	23.1	23.1	0.0400	0.0407	0.0638	0.0246	0.0400	02:37:32	Yes

TI



 BG61341-ms2 x20
 (Replicate 1)
 (AA)

 BG61341-ms2 x20
 (Replicate 1)
 (BG)

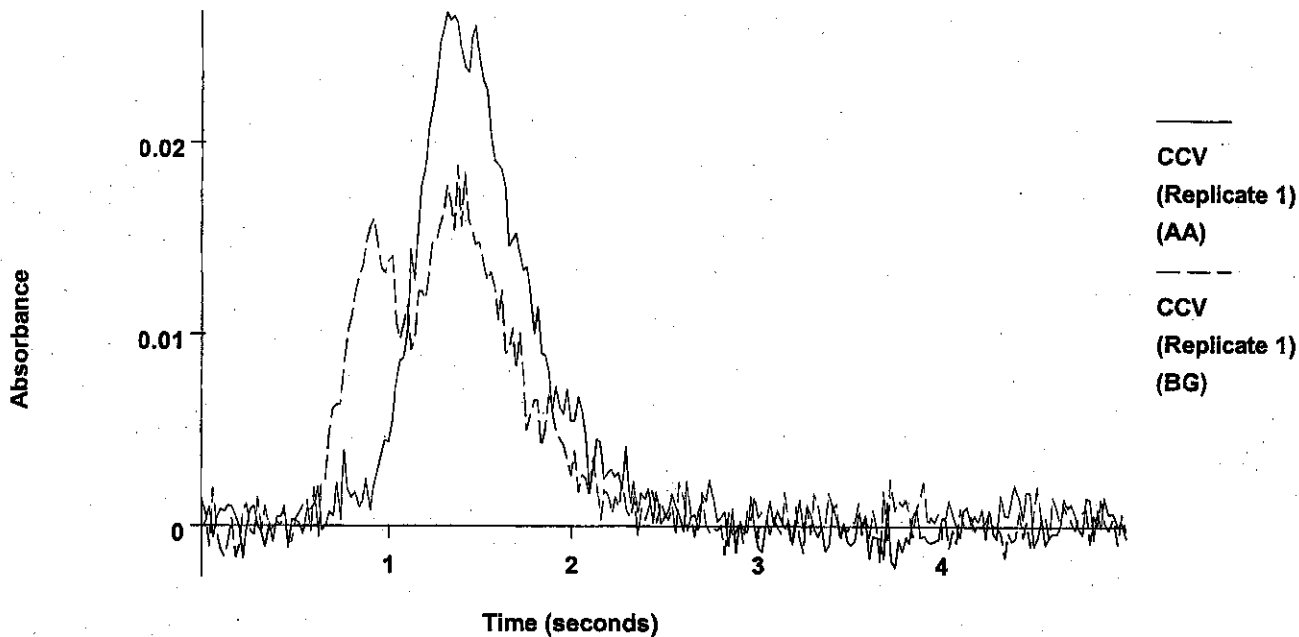
2	23.5	23.5	0.0407	0.0413	0.0619	0.0243	0.0385	02:40:23	Yes
Mean:	23.3	23.3	0.0404						
SD :	0.28	0.28	0.0005						
%RSD:	1.20	1.20	1.19						

935

=====
 Element: Tl Seq. No.: 52 AS Loc.: 124 Date: 07/19/2006
 Sample ID: CCV
 µL dispensed: 10 from 148, 5 from 147, 15 from 124
 =====

Repl #	SampleConc µg/L	StdConc µg/L	BlkCorr Signal	Peak Area	Peak Height	Bkgnd Area	Bkgnd Height	Time	Peak Stored
1	10.6	10.6	0.0184	0.0191	0.0268	0.0165	0.0188	02:43:14	Yes

Tl



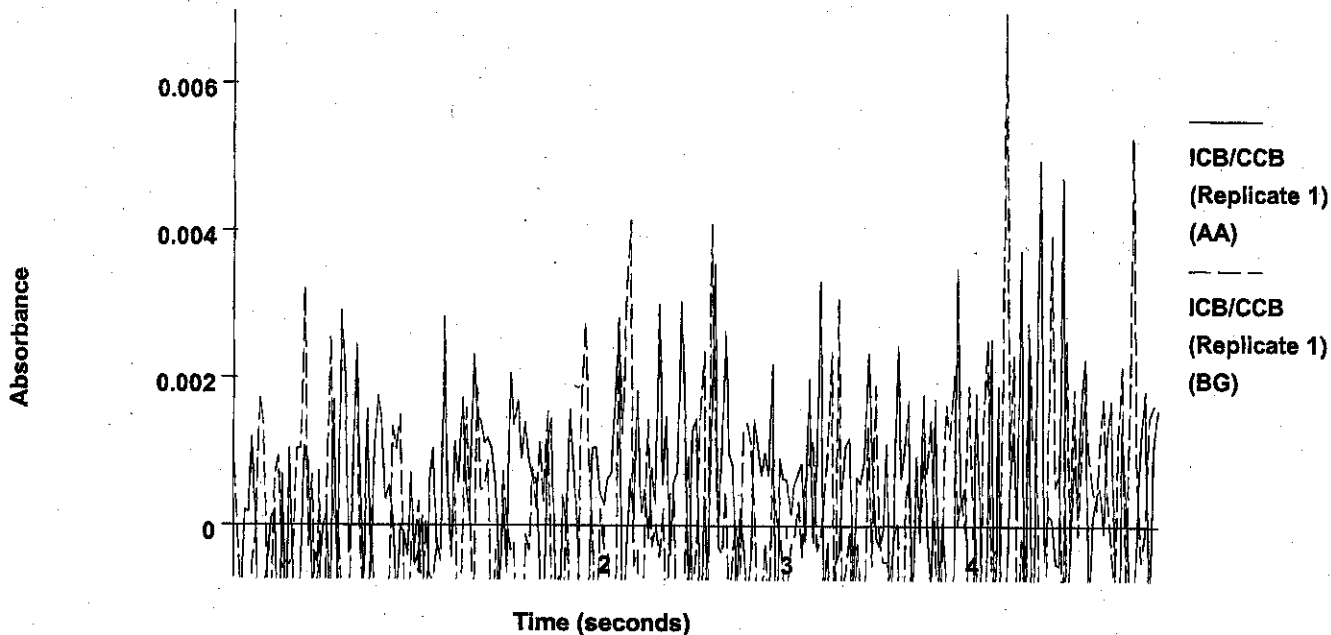
2 10.6 10.6 0.0185 0.0191 0.0266 0.0153 0.0166 02:46:05 Yes
 Mean: 10.6 10.6 0.0185
 SD : 0.03 0.03 0.0000
 %RSD: 0.26 0.26 0.26
 QC value within specified limits.



=====
 Element: Tl Seq. No.: 53 AS Loc.: 148 Date: 07/19/2006
 Sample ID: ICB/CCB
 µL dispensed: 10 from 148, 5 from 147, 15 from 148
 =====

Repl #	SampleConc µg/L	StdConc µg/L	BlkCorr Signal	Peak Area	Peak Height	Bkgnd Area	Bkgnd Height	Time	Peak Stored
1	0.5	0.5	0.0011	0.0017	0.0050	0.0005	0.0070	02:48:56	Yes

Tl



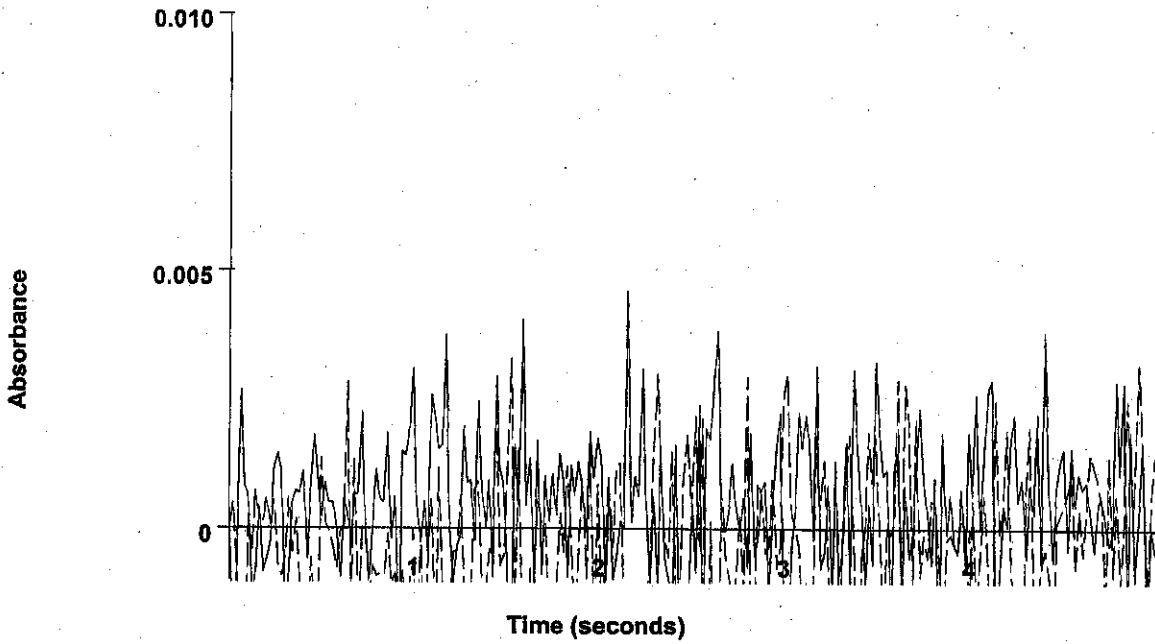
2	-0.4	-0.4	-0.0004	0.0002	0.0049	-0.0017	0.0047	02:51:45	Yes
Mean:	0.1	0.1	0.0003						
SD :	0.64	0.64	0.0011						
%RSD:	1173	1173	315.47						

QC value within specified limits. ✓

=====
 Element: Tl Seq. No.: 54 AS Loc.: 11 Date: 07/19/2006
 Sample ID: BG61341-sd2 x25
 µL dispensed: 10 from 148, 5 from 147, 15 from 11
 =====

Repl #	SampleConc µg/L	StndConc µg/L	BlkCorr Signal	Peak Area	Peak Height	Bkgnd Area	Bkgnd Height	Time	Peak Stored
1	1.0	1.0	0.0020	0.0026	0.0046	-0.0013	0.0033	02:54:35	Yes

TI



 BG61341-sd2 x25
 (Replicate 1)
 (AA)

 BG61341-sd2 x25
 (Replicate 1)
 (BG)

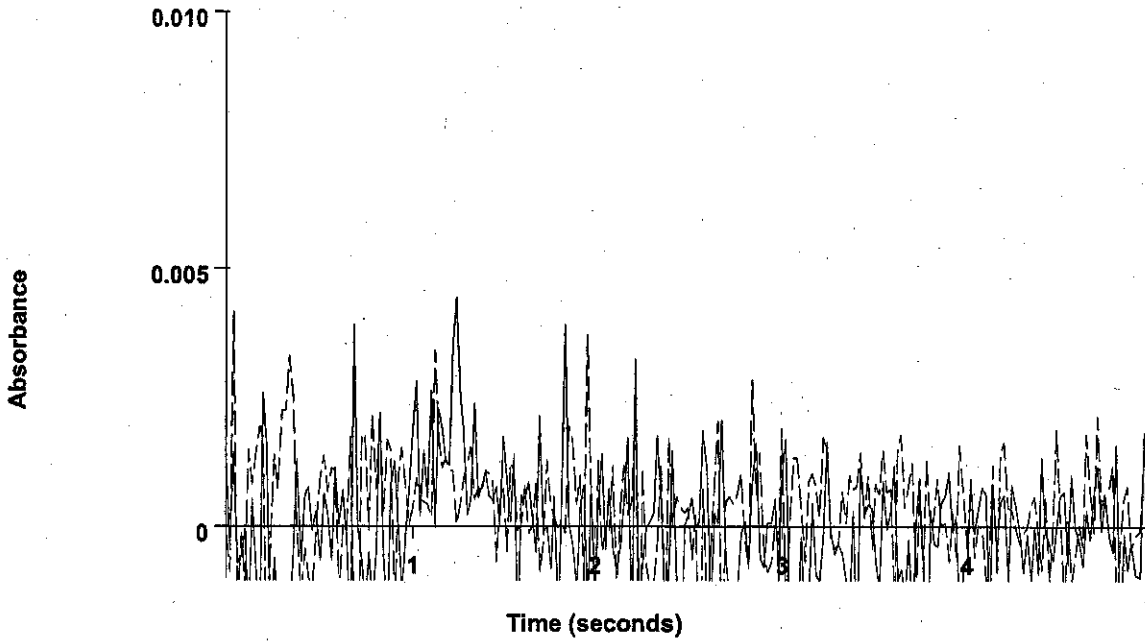
2	-1.2	-1.2	-0.0017	-0.0011	0.0036	0.0006	0.0059	02:57:26	Yes
Mean:	-0.1	-0.1	0.0001						
SD :	1.54	1.54	0.0026						
%RSD:	2333	2333	1862.82						

PD

 Element: Tl Seq. No.: 55 AS Loc.: 12 Date: 07/19/2006
 Sample ID: BG61504-blk1
 µL dispensed: 10 from 148, 5 from 147, 15 from 12

Repl #	SampleConc µg/L	StndConc µg/L	BlnkCorr Signal	Peak Area	Peak Height	Bkgnd Area	Bkgnd Height	Time	Peak Stored
1	-0.9	-0.9	-0.0013	-0.0007	0.0046	-0.0005	0.0041	03:00:16	Yes

TI



0607173-01 x5
 (Replicate 1)
 (AA)

0607173-01 x5
 (Replicate 1)
 (BG)

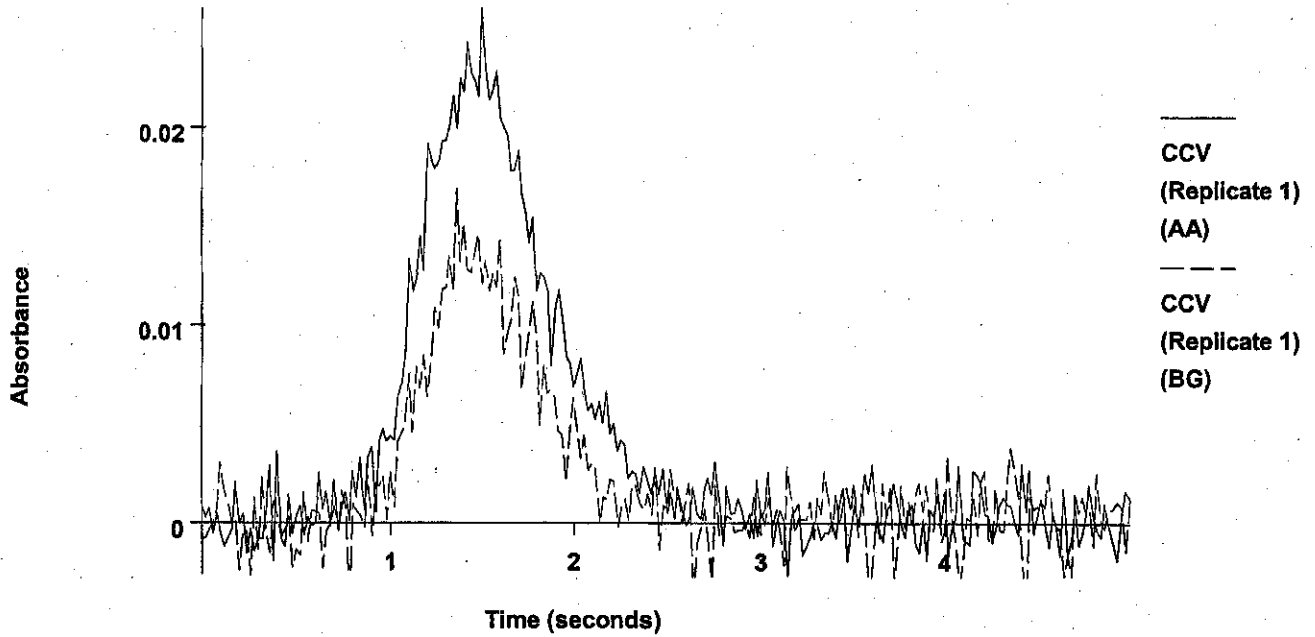
2	1.2	1.2	0.0023	0.0029	0.0051	-0.0014	0.0045	04:00:02	Yes
Mean:	0.4	0.4	0.0009						
SD :	1.15	1.15	0.0020						
%RSD:	295.2	295.2	213.56						

Handwritten mark resembling the letter 'D'.

=====
 Element: TI Seq. No.: 66 AS Loc.: 124 Date: 07/19/2006
 Sample ID: CCV
 µL dispensed: 10 from 148, 5 from 147, 15 from 124
 =====

Repl #	SampleConc µg/L	StndConc µg/L	BlkCorr Signal	Peak Area	Peak Height	Bkgnd Area	Bkgnd Height	Time	Peak Stored
1	11.1	11.1	0.0193	0.0199	0.0260	0.0109	0.0169	04:02:52	Yes

TI

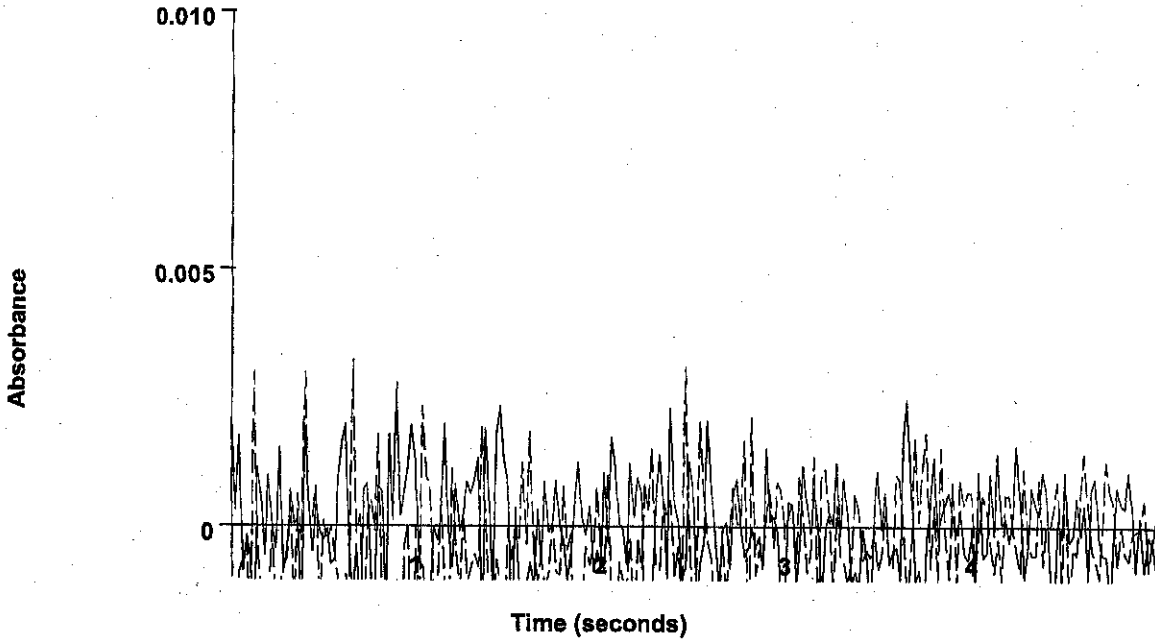


2 10.5 10.5 0.0184 0.0190 0.0250 0.0111 0.0171 04:05:46 Yes
 Mean: 10.8 10.8 0.0189
 SD : 0.37 0.37 0.0006
 %RSD: 3.39 3.39 3.35
 QC value within specified limits.

=====
 Element: Tl Seq. No.: 67 AS Loc.: 148 Date: 07/19/2006
 Sample ID: ICB/CCB
 µL dispensed: 10 from 148, 5 from 147, 15 from 148
 =====

Repl #	SampleConc µg/L	StndConc µg/L	BlkCorr Signal	Peak Area	Peak Height	Bkgnd Area	Bkgnd Height	Time	Peak Stored
1	-0.4	-0.4	-0.0004	0.0002	0.0028	-0.0015	0.0032	04:08:37	Yes

TI



 ICB/CCB
 (Replicate 1)
 (AA)

 ICB/CCB
 (Replicate 1)
 (BG)

2 -0.7 -0.7 -0.0009 -0.0003 0.0033 0.0014 0.0053 04:11:26 Yes
 Mean: -0.5 -0.5 -0.0007
 SD : 0.20 0.20 0.0003
 %RSD: 37.31 37.31 51.77
 QC value within specified limits.

=====
 Element: TI Seq. No.: 68 AS Loc.: 24 Date: 07/19/2006
 Sample ID: 0607173-02 x5
 µL dispensed: 10 from 148, 5 from 147, 15 from 24

Repl #	SampleConc µg/L	StndConc µg/L	BlkCorr Signal	Peak Area	Peak Height	Bkgnd Area	Bkgnd Height	Time	Peak Stored
1	0.1	0.1	0.0004	0.0010	0.0031	-0.0004	0.0022	04:14:16	Yes

ANALYSIS SEQUENCE

BPG0313

Instrument: GFAA2

Calibration ID: UNASSIGNED

Lab Number	Analysis	Container	Order	Position	STD ID	ISTD ID	Client
BPG0313-CAL1	QC		1		6G13074		
BPG0313-CAL2	QC		2		6G14010		
BPG0313-CAL3	QC		3		6G14011		
BPG0313-CAL4	QC		4		6G14012		
BPG0313-CAL5	QC		5		6G14013		
BPG0313-ICV1	QC		6		6G14012		
BPG0313-SCV1	QC		7		6G14014		
BPG0313-ICB1	QC		8				
BG61320-BLK3	QC		9				
BG61320-BS3	QC		10				
BG61320-BSD3	QC		11				
BPG0313-CCB1	QC		12				
BPG0313-CCV1	QC		13		6G14012		
BG61320-SRM3	QC		14				
BG61320-DUP4	QC		15				
BG61320-MS4	QC		16				
BG61320-PS3	QC		17				
0607134-01	As: ppm Arsenic 7060	A	18				MACTEC Engineering & Consulting, In
0607134-02	As: ppm Arsenic 7060	A	19				MACTEC Engineering & Consulting, In
0607134-03	As: ppm Arsenic 7060	A	20				MACTEC Engineering & Consulting, In
0607134-04	As: ppm Arsenic 7060	A	21				MACTEC Engineering & Consulting, In
0607134-05	As: ppm Arsenic 7060	A	22				MACTEC Engineering & Consulting, In
0607134-06	As: ppm Arsenic 7060	A	23				MACTEC Engineering & Consulting, In
BPG0313-CCB2	QC		24				
BPG0313-CCV2	QC		25		6G14012		
0607134-07	As: ppm Arsenic 7060	A	26				MACTEC Engineering & Consulting, In
0607134-08	As: ppm Arsenic 7060	A	27				MACTEC Engineering & Consulting, In
0607134-09	As: ppm Arsenic 7060	A	28				MACTEC Engineering & Consulting, In
BPG0313-SRD1	QC		29				
BG61321-BLK2	QC		30				
BG61321-BS2	QC		31				
BG61321-BSD2	QC		32				
BG61321-SRM2	QC		33				

Samples Loaded By

Date

Data Processed By

Date

ANALYSIS SEQUENCE

BPG0313

Instrument: GFAA2

Calibration ID: UNASSIGNED

Lab Number	Analysis	Container	Order	Position	STD ID	ISTD ID	Client
BG61321-DUP4	QC		34				
BG61321-MS4	QC		35				
BPG0313-CCB3	QC		36				
BPG0313-CCV3	QC		37		6G14012		
BG61321-PS3	QC		38				
0607164-01	As: ppm Arsenic 7060	A	39				MACTEC Engineering & Consulting, Inc
0607164-02	As: ppm Arsenic 7060	A	40				MACTEC Engineering & Consulting, Inc
0607164-03	As: ppm Arsenic 7060	A	41				MACTEC Engineering & Consulting, Inc
0607164-04	As: ppm Arsenic 7060	A	42				MACTEC Engineering & Consulting, Inc
0607164-05	As: ppm Arsenic 7060	A	43				MACTEC Engineering & Consulting, Inc
0607164-06	As: ppm Arsenic 7060	A	44				MACTEC Engineering & Consulting, Inc
0607164-07	As: ppm Arsenic 7060	A	45				MACTEC Engineering & Consulting, Inc
0607164-08	As: ppm Arsenic 7060	A	46				MACTEC Engineering & Consulting, Inc
0607164-09	As: ppm Arsenic 7060	A	47				MACTEC Engineering & Consulting, Inc
BPG0313-CCB4	QC		48				
BPG0313-CCV4	QC		49		6G14012		
0607164-10	As: ppm Arsenic 7060	A	50				MACTEC Engineering & Consulting, Inc
BPG0313-SRD2	QC		51				
BG61341-BLK3	QC		52				
BG61341-BS3	QC		53				
BG61341-BSD3	QC		54				
BG61341-SRM3	QC		55				
BG61341-DUP3	QC		56				
BG61341-MS3	QC		57				
BG61341-PS3	QC		58				
BG61341-DUP6	QC		59				
BPG0313-CCB5	QC		60				
BPG0313-CCV5	QC		61		6G14012		
BG61341-MS6	QC		62				
BG61341-PS6	QC		63				
0607164-11	As: ppm Arsenic 7060	A	64				MACTEC Engineering & Consulting, Inc
0607164-12	As: ppm Arsenic 7060	A	65				MACTEC Engineering & Consulting, Inc
0607164-13	As: ppm Arsenic 7060	A	66				MACTEC Engineering & Consulting, Inc

Samples Loaded By

Date

Data Processed By

Date

ANALYSIS SEQUENCE

BPG0313

Instrument: GFAA2

Calibration ID: UNASSIGNED

Lab Number	Analysis	Container	Order	Position	STD ID	ISTD ID	Client
0607164-14	As: ppm Arsenic 7060	A	67				MACTEC Engineering & Consulting, Inc
0607164-15	As: ppm Arsenic 7060	A	68				MACTEC Engineering & Consulting, Inc
0607164-16	As: ppm Arsenic 7060	A	69				MACTEC Engineering & Consulting, Inc
0607164-17	As: ppm Arsenic 7060	A	70				MACTEC Engineering & Consulting, Inc
0607164-18	As: ppm Arsenic 7060	A	71				MACTEC Engineering & Consulting, Inc
BPG0313-CCB6	QC		72				
BPG0313-CCV6	QC		73		6G14012		
0607164-19	As: ppm Arsenic 7060	A	74				MACTEC Engineering & Consulting, Inc
0607164-20	As: ppm Arsenic 7060	A	75				MACTEC Engineering & Consulting, Inc
0607164-21	As: ppm Arsenic 7060	A	76				MACTEC Engineering & Consulting, Inc
0607164-22	As: ppm Arsenic 7060	A	77				MACTEC Engineering & Consulting, Inc
0607164-23	As: ppm Arsenic 7060	A	78				MACTEC Engineering & Consulting, Inc
0607164-24	As: ppm Arsenic 7060	A	79				MACTEC Engineering & Consulting, Inc
BPG0313-SRD3	QC		80				
BPG0313-SRD4	QC		81				
BPG0313-CCB7	QC		82				
BPG0313-CCV7	QC		83		6G14012		

Samples Loaded By

Date

Data Processed By

Date

Autosampler Loading List

Sample Information File: 071406YA.SIF

Methods: Pb 2 ~~Tl 2~~ As 5 ~~Sb 5~~ ~~Se 5~~

Location	Elements	Solution
1	Pb	Sample: 0607092-01
2	Pb	Sample: 0607124-01
3	Pb	Sample: BG61330-dup1
4	Pb	Sample: BG61330-sd1 x5
5	Pb,As	Sample: BG61206-blk1
6	Pb,As	Sample: BG61206-bs1 x20
7	Pb,As	Sample: BG61206-bsd1 x20
8	Pb,As	Sample: 0607098-01
9	Pb,As	Sample: 0607098-02
10	Pb,As	Sample: 0607098-03
11	Pb,As	Sample: 0607098-04
12	Pb,Tl,As,Sb,Se	Sample: BG61308-blk1
13	Pb,Tl,As,Sb,Se	Sample: BG61308-bs2
14	Pb,Tl,As,Sb,Se	Sample: BG61308-bsd2
15	Pb	Sample: 0607122-01
16	Pb,Tl,As,Sb	Sample: 0607120-06
17	Pb,As	Sample: 0607133-01
18	Pb,As	Sample: 0607133-02
19	Pb,As,Se	Sample: 0607133-04
20	Pb,As,Se	Sample: BG61308-dup1
21	Pb,As,Se	Sample: BG61308-ms2
22	Pb,As,Se	Sample: BG61308-sd1 x5
23	Tl,As	Sample: BG61320-blk1
24	Tl,As	Sample: BG61320-bs1 x20
25	Tl,As	Sample: BG61320-bsd1 x20
26	Tl,As	Sample: BG61320-srml1 x50
27	Tl,As	Sample: 0607134-01 x5
28	Tl,As	Sample: 0607134-02 x5
29	Tl,As	Sample: 0607134-03 x5
30	Tl,As	Sample: 0607134-04 x5
31	Tl,As	Sample: 0607134-05 x5
32	Tl,As	Sample: 0607134-06 x5
33	Tl,As	Sample: 0607134-07 x5
34	Tl,As	Sample: 0607134-08 x5
35	Tl,As	Sample: 0607134-09 x5
36	Tl,As	Sample: BG61320-dup1
37	Tl,As	Sample: BG61320-ms1 x20
38	Tl,As	Sample: BG61320-sd1 x25
39	Tl,As	Sample: 0607141-01 x5
40	Tl,As	Sample: 0607141-02 x5
41	Tl,As	Sample: 0607141-03 x5
42	Tl,As	Sample: BG61320-dup2
43	Tl,As	Sample: BG61320-ms2
44	Tl,As	Sample: BG61320-sd2
45	Tl,As	Sample: BG61321-blk1
46	Tl,As	Sample: BG61321-bs1 x20
47	Tl,As	Sample: BG61321-bsd1 x20
48	Tl,As	Sample: BG61321-srml1 x50
49	Tl,As	Sample: 0607164-01 x5
50	Tl,As	Sample: 0607164-02 x5
51	Tl,As	Sample: 0607164-03 x5
52	Tl,As	Sample: 0607164-04 x5
53	Tl,As	Sample: 0607164-05 x5
54	Tl,As	Sample: 0607164-06 x5
55	Tl,As	Sample: 0607164-07 x5
56	Tl,As	Sample: 0607164-08 x5
57	Tl,As	Sample: 0607164-09 x5
58	Tl,As	Sample: 0607164-10 x5
59	Tl,As	Sample: BG61321-dup1 x5
60	Tl,As	Sample: BG61321-ms1 x20
61	Tl,As	Sample: BG61321-sd1 x25

62	Tl,As	Sample: BG61341-blk1
63	Tl,As	Sample: BG61341-bs1 x20
64	Tl,As	Sample: BG61341-bsd1 x20
65	Tl,As	Sample: BG61341-srml1 x50
66	Tl,As	Sample: 0607164-11 x5
67	Tl,As	Sample: 0607164-12 x5
68	Tl,As	Sample: 0607164-13 x5
69	Tl,As	Sample: 0607164-14 x5
70	Tl,As	Sample: 0607164-15 x5
71	Tl,As	Sample: 0607164-16 x5
72	Tl,As	Sample: 0607164-17 x5
73	Tl,As	Sample: 0607164-18 x5
74	Tl,As	Sample: 0607164-19 x5
75	Tl,As	Sample: 0607164-20 x5
76	Tl,As	Sample: BG61341-dup1 x5
77	Tl,As	Sample: BG61341-ms1 x20
78	Tl,As	Sample: BG61341-sd1 x25
79	Tl,As	Sample: 0607164-21 x5
80	Tl,As	Sample: 0607164-22 x5
81	Tl,As	Sample: 0607164-23 x5
82	Tl,As	Sample: 0607164-24 x5
83	Tl,As	Sample: BG61341-dup2
84	Tl,As	Sample: BG61341-ms2
85	Tl,As	Sample: BG61341-sd2
86	Tl,As	Sample: 0607141-04
121	Pb,Tl,As,Sb	Stock Standard: 5.0 µg/L
	Se	Stock Standard: 10.0 µg/L
124	Pb,Tl,As,Sb	Stock Standard: 10.0 µg/L
	Tl	STD 3: 10.0000 µg/L
	Tl	CCV: 10.0000 µg/L
	Se	Stock Standard: 20.0 µg/L
126	Pb,Tl,As,Sb	Stock Standard: 25.0 µg/L
	Pb,As,Sb	STD 3: 25.0000 µg/L
	Pb,As,Sb	CCV: 25.0000 µg/L
	Se	Stock Standard: 50.0 µg/L
	Se	STD 3: 50.0000 µg/L
	Se	CCV: 50.0000 µg/L
129	Pb,As,Sb	Stock Standard: 50.0 µg/L
	Se	Stock Standard: 100.0 µg/L
131	Pb,Tl,As,Sb	Recovery Stock: 50.0 µg/L
	Se	Recovery Stock: 100.0 µg/L
134	Pb,As,Sb	ICV: 25.0000 µg/L
	Se	ICV: 50.0000 µg/L
136	Pb,As,Sb	CRA 2: 2.0000 µg/L
	Tl	Stock Standard: 2.0 µg/L
	Se	CRA 4: 4.0000 µg/L
139	Tl	ICV: 10.0000 µg/L
141	Pb	Standard 0
	Pb	ICB/CCB: 0.0000 µg/L
	Pb	Diluent
146	Pb	Modifier 2
147	Tl,As,Sb,Se	Modifier 1
148	Tl,As,Sb,Se	Standard 0
	Tl,As,Sb,Se	ICB/CCB: 0.0000 µg/L
	Tl,As,Sb,Se	Diluent

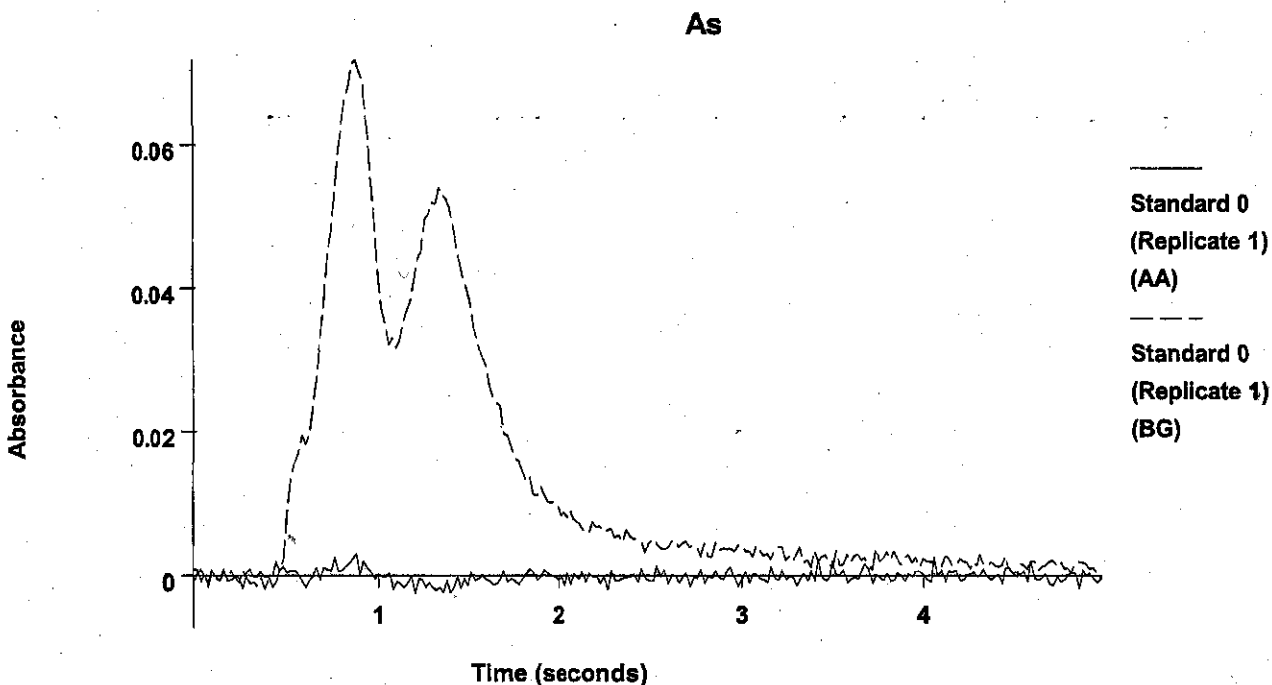
Method Name: As 5
Method Description: As
Element: As

Date: 07/15/2006
Technique: Furnace
Calibration Type:
As, Calc. Intercept : Linear
Wavelength: 193.7 nm
Energy: 100
Slit Width: 0.7
Lamp Current: 350mA
Sample Info Name: 071406YA.SIF

Results Data Set Name: 071406yad

Element: As Seq. No.: 176 AS Loc.: 148 Date: 07/15/2006
Sample ID: Standard 0
 μ L dispensed: 10 from 148, 5 from 147, 15 from 148

Repl #	SampleConc	StndConc	BlkCorr Signal	Peak Area	Peak Height	Bkgnd Area	Bkgnd Height	Time	Peak Stored
1			-0.0007	-0.0007	0.0030	0.0627	0.0718	03:54:37	Yes



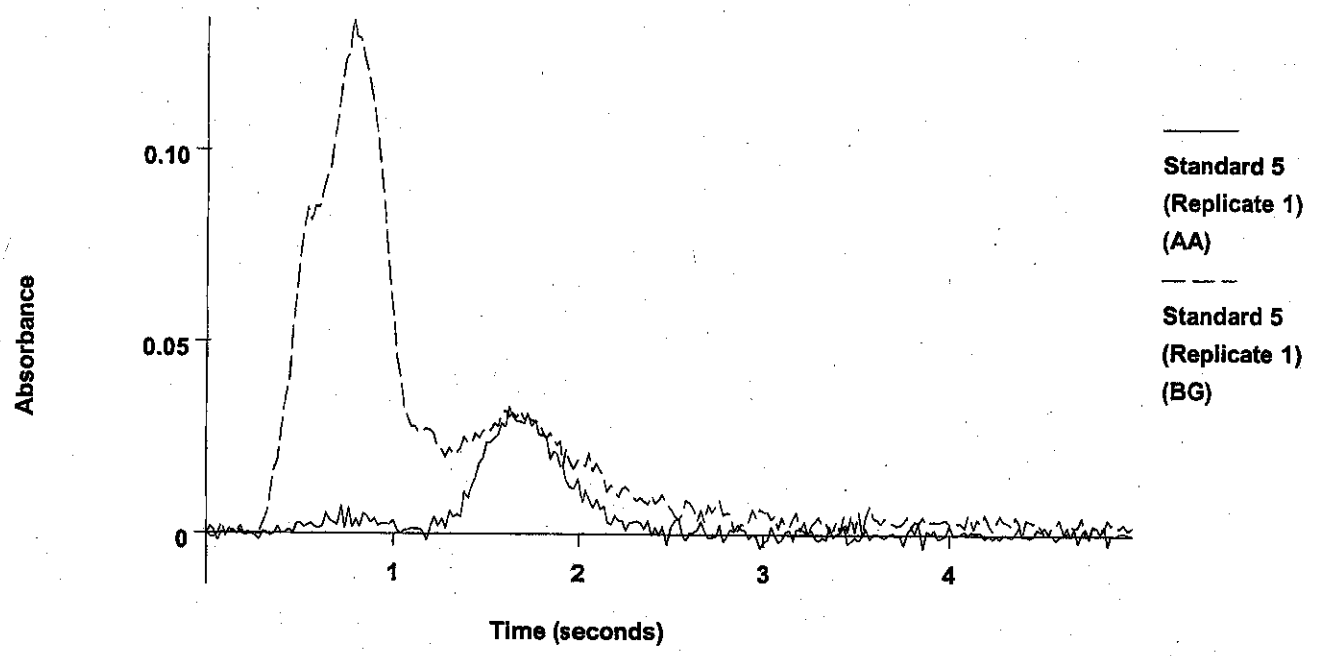
2			-0.0001	-0.0001	0.0026	0.0743	0.1065	03:57:26	Yes
Mean:			-0.0004						
SD :			0.0004						
%RSD:			101.47						

Auto-zero performed.

Element: As Seq. No.: 177 AS Loc.: 121 Date: 07/15/2006
Sample ID: Standard 5
 μ L dispensed: 10 from 148, 5 from 147, 15 from 121

Repl #	SampleConc	StndConc	BlkCorr Signal	Peak Area	Peak Height	Bkgnd Area	Bkgnd Height	Time	Peak Stored
1			0.0196	0.0192	0.0331	0.0988	0.1343	04:00:42	Yes

As

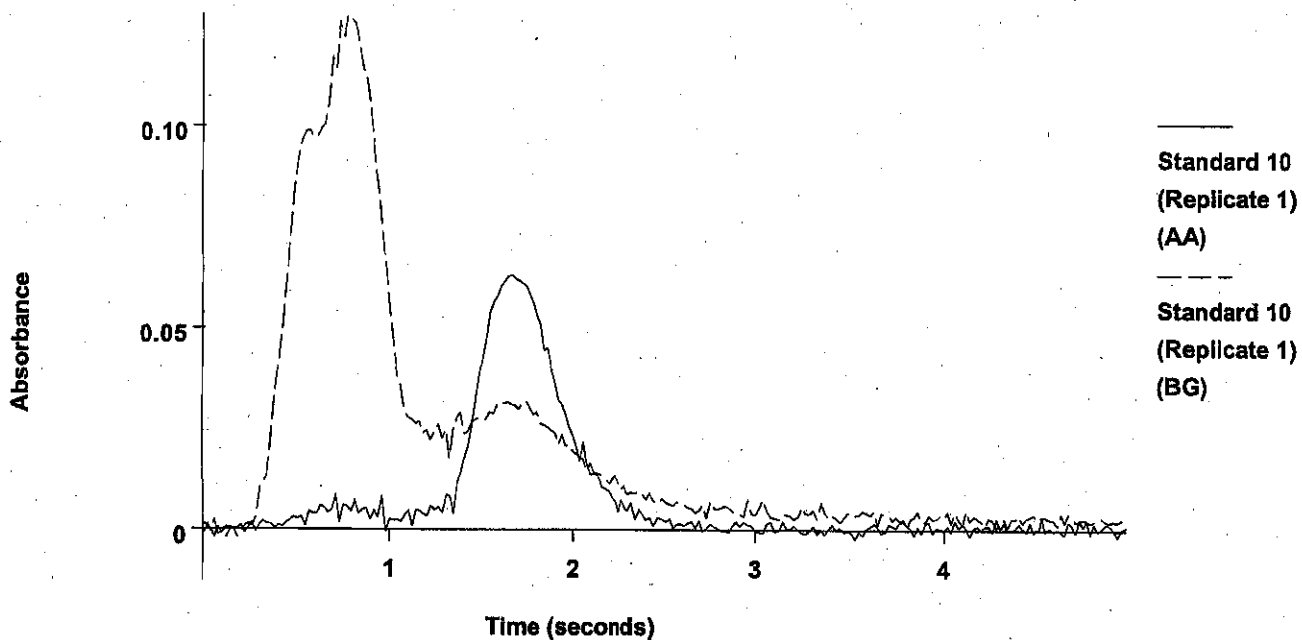


2
 Mean: 0.0193 0.0189 0.0323 0.1024 0.1359 04:03:33 Yes
 SD : 0.0194
 %RSD: 0.0002
 1.07
 [As] Standard number 1 applied. [5.0]
 Correlation Coefficient: 1.00000 Slope: 0.00389
 Intercept : 0.00000

=====
 Element: As Seq. No.: 178 AS Loc.: 124 Date: 07/15/2006
 Sample ID: Standard 10
 µL dispensed: 10 from 148, 5 from 147, 15 from 124

Repl #	SampleConc µg/L	StndConc µg/L	Blncorr Signal	Peak Area	Peak Height	Bkgnd Area	Bkgnd Height	Time	Peak Stored
1			0.0387	0.0383	0.0631	0.1015	0.1275	04:06:50	Yes

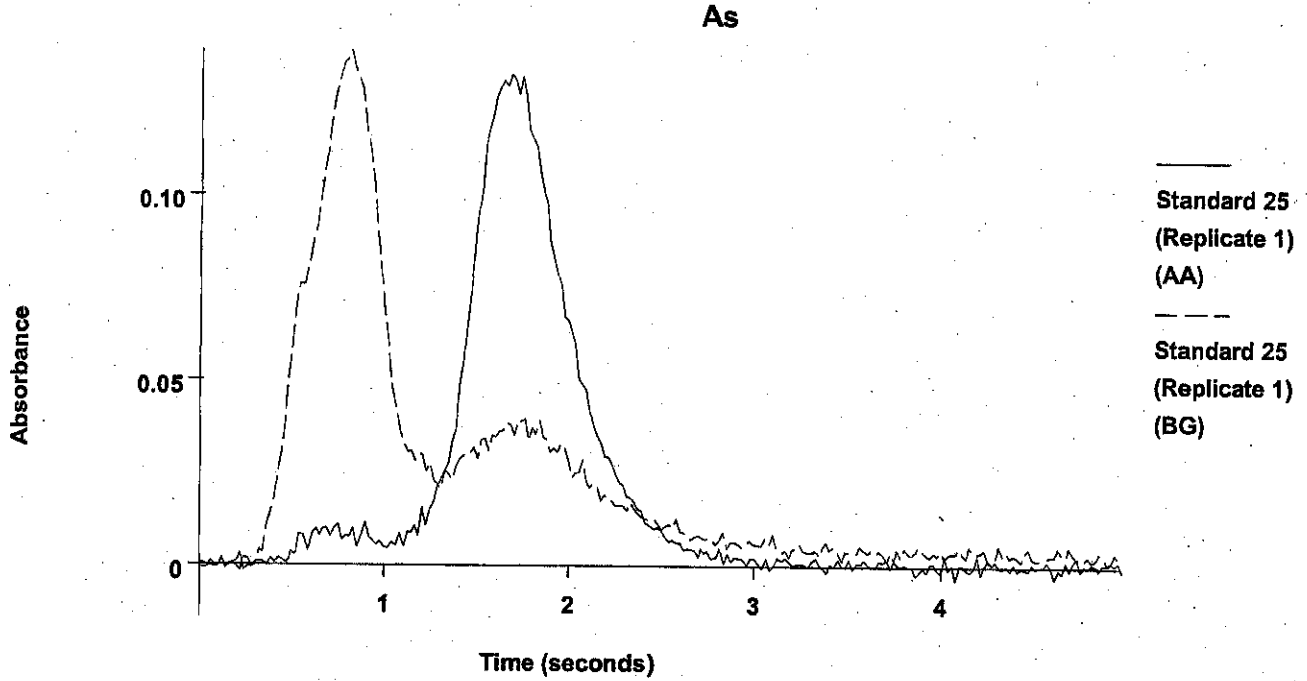
As



2 0.0371 0.0367 0.0631 0.1031 0.1270 04:09:42 Yes
 Mean: 0.0379
 SD : 0.0012
 %RSD: 3.07
 [As] Standard number 2 applied. [10.0]
 Correlation Coefficient: 0.99989 Slope: 0.00379
 Intercept : 0.00016

=====
 Element: As Seq. No.: 179 AS Loc.: 126 Date: 07/15/2006
 Sample ID: Standard 25
 µL dispensed: 10 from 148, 5 from 147, 15 from 126
 =====

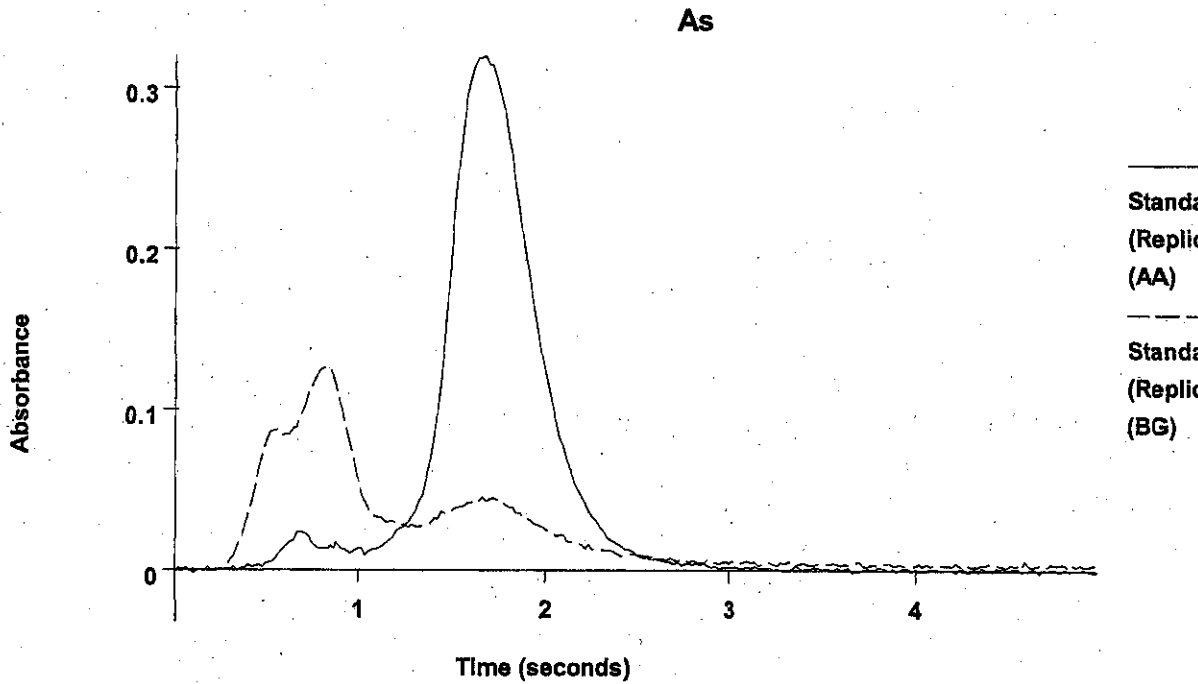
Repl #	SampleConc µg/L	StndConc µg/L	BlnkCorr Signal	Peak Area	Peak Height	Bkgnd Area	Bkgnd Height	Time	Peak Store
1			0.0899	0.0895	0.1327	0.1106	0.1389	04:13:01	Yes



2
 Mean: 0.0883 0.0879 0.1315 0.1097 0.1357 04:15:53 Yes
 SD : 0.0011
 %RSD: 1.26
 [As] Standard number 3 applied. [25.0]
 Correlation Coefficient: 0.99958 Slope: 0.00354
 Intercept : 0.00119

=====
 Element: As Seq. No.: 180 AS Loc.: 129 Date: 07/15/2006
 Sample ID: Standard 50
 µL dispensed: 10 from 148, 5 from 147, 15 from 129
 =====

Repl #	SampleConc µg/L	StndConc µg/L	Blncorr Signal	Peak Area	Peak Height	Bkgnd Area	Bkgnd Height	Time	Peak Stored
1			0.1860	0.1856	0.3196	0.1109	0.1260	04:19:11	Yes



Standard 50
(Replicate 1)
(AA)

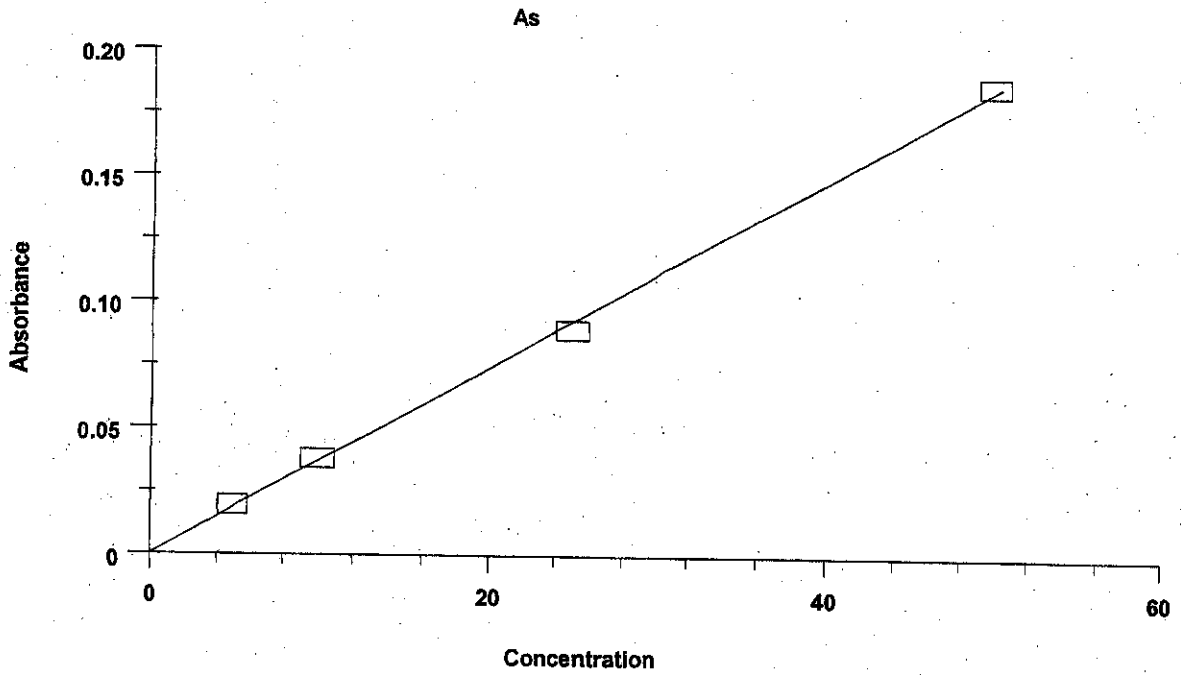
Standard 50
(Replicate 1)
(BG)

2 0.1873 0.1869 0.3342 0.1059 0.1245 04:22:01 Yes
 Mean: 0.1867
 SD : 0.0009
 %RSD: 0.48
 [As] Standard number 4 applied. [50.0]
 Correlation Coefficient: 0.99965 Slope: 0.00371
 Intercept : -0.00010

 Calibration data for As

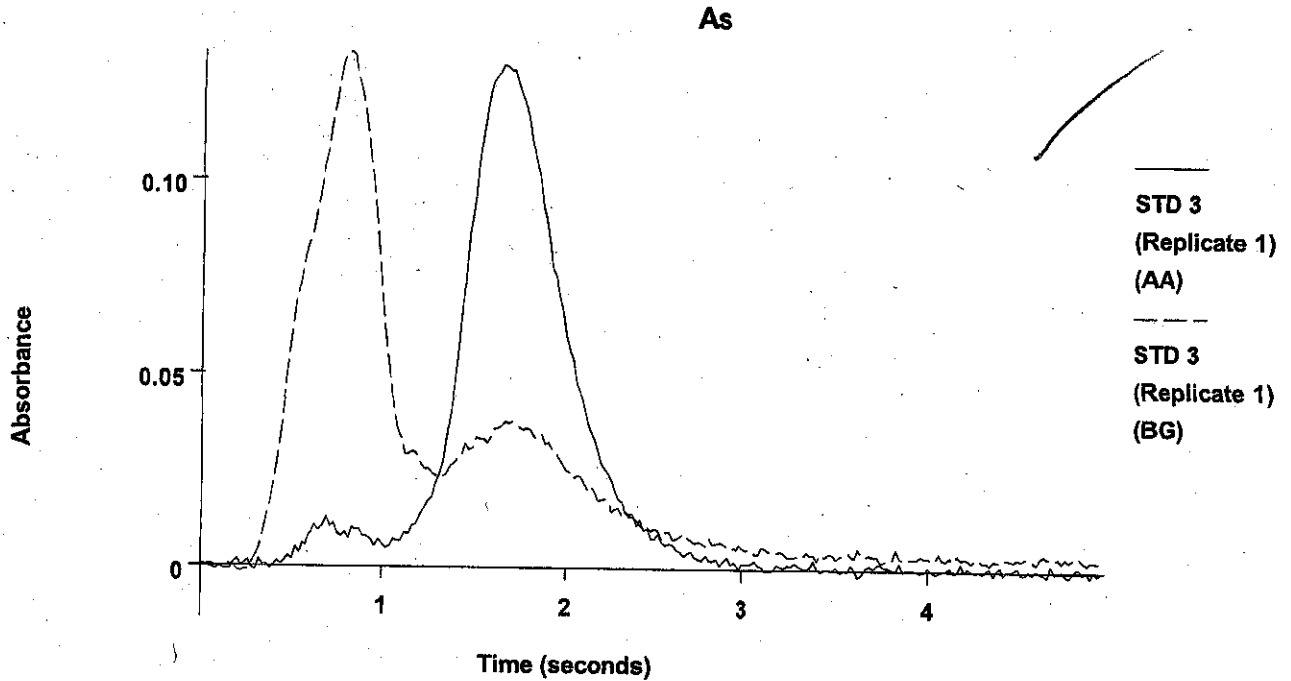
Standard ID	Mean Signal (Pk Area)	Entered Concentration (µg/L)	Calculated Concentration (µg/L)	Standard Deviation	%RSD
Standard 0	-0.0004	-	-	-	-
Standard 5	0.0194	5.0	5.3	0.00	1.07
Standard 10	0.0379	10.0	10.2	0.00	3.07
Standard 25	0.0891	25.0	24.1	0.00	1.26
Standard 50	0.1867	50.0	50.4	0.00	0.48
Correlation Coefficient: 0.99965		Slope:	0.00371	Intercept:	-0.0001

Cal 8/20/03



=====
 Element: As Seq. No.: 181 AS Loc.: 126 Date: 07/15/2006
 Sample ID: STD 3
 μL dispensed: 10 from 148, 5 from 147, 15 from 126
 =====

Repl #	Sample Conc μg/L	Std Conc μg/L	Blk Corr Signal	Peak Area	Peak Height	Bkgnd Area	Bkgnd Height	Time	Peak Store
1	24.1	24.1	0.0891	0.0887	0.1296	0.1082	0.1330	04:24:58	Yes



2	24.2	24.2	0.0897	0.0893	0.1330	0.1092	0.1333	04:27:50	Yes
---	------	------	--------	--------	--------	--------	--------	----------	-----

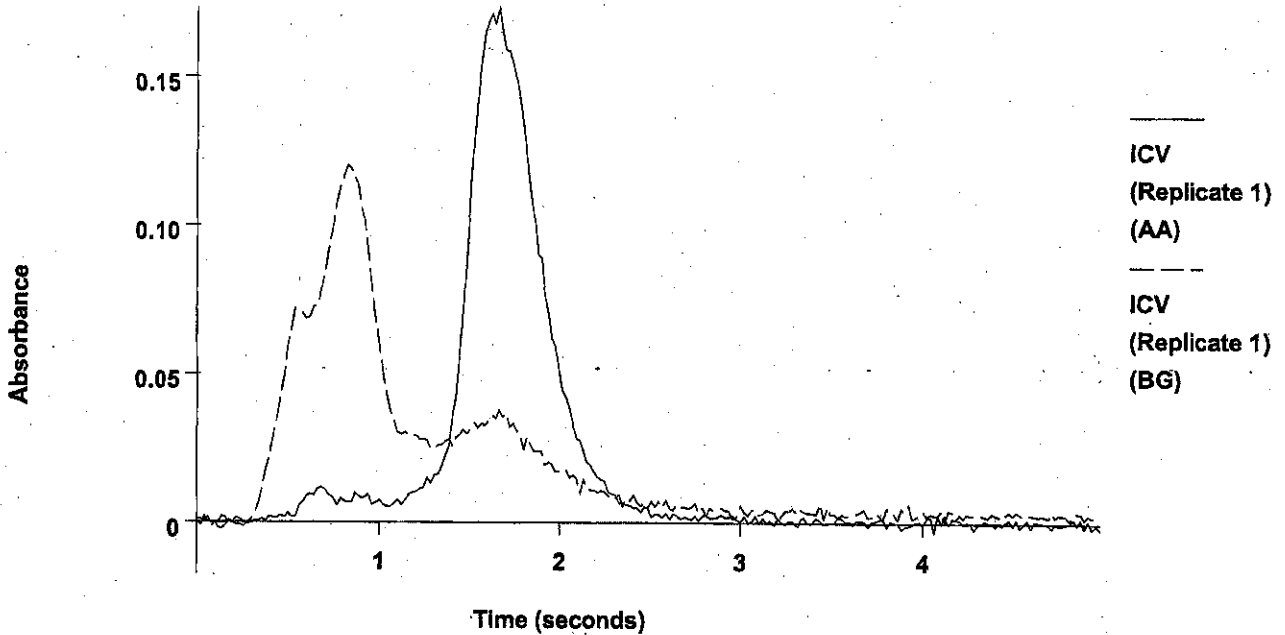
Mean: 24.1 24.1 0.0894
 SD : 0.11 0.11 0.0004
 %RSD: 0.47 0.47 0.47

QC value within specified limits.

=====
 Element: As Seq. No.: 182 AS Loc.: 134 Date: 07/15/2006
 Sample ID: ICV
 µL dispensed: 10 from 148, 5 from 147, 15 from 134
 =====

Repl #	SampleConc µg/L	StndConc µg/L	BlnkCorr Signal	Peak Area	Peak Height	Bkgnd Area	Bkgnd Height	Time	Peak Stored
1	24.4	24.4	0.0905	0.0901	0.1733	0.0934	0.1202	04:30:41	Yes

As



2	24.2	24.2	0.0895	0.0891	0.1590	0.0973	0.1209	04:33:32	Yes
---	------	------	--------	--------	--------	--------	--------	----------	-----

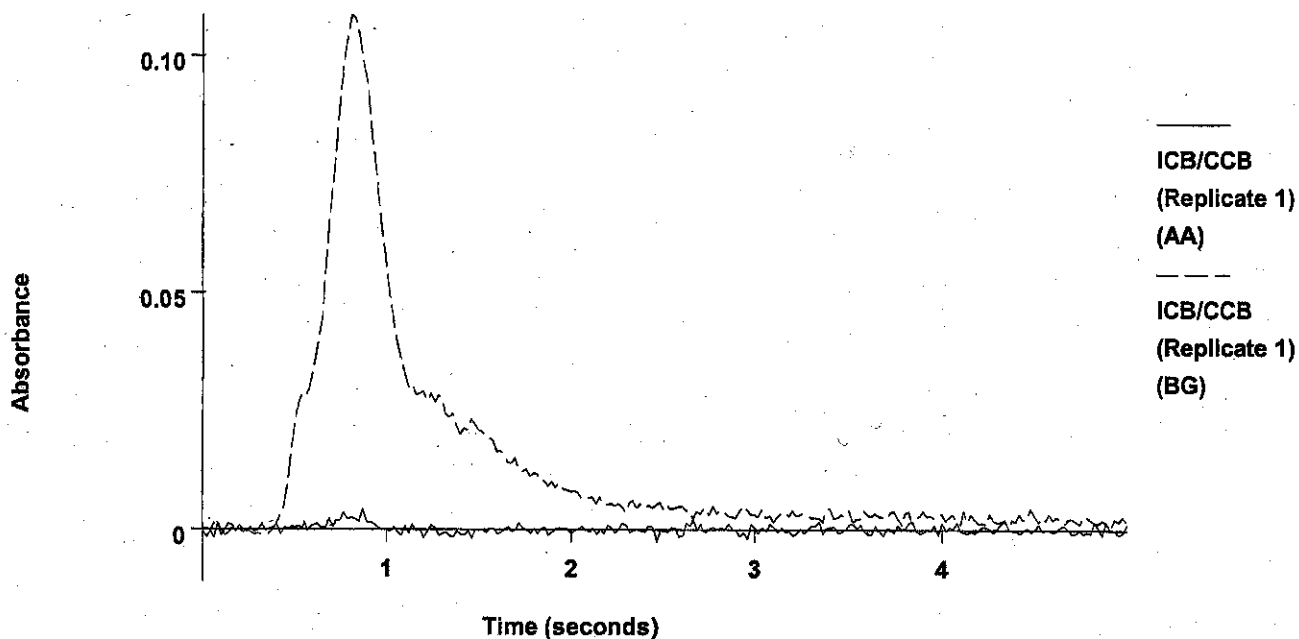
Mean: 24.3 24.3 0.0900
 SD : 0.18 0.18 0.0007
 %RSD: 0.76 0.76 0.76

QC value within specified limits.

=====
 Element: As Seq. No.: 183 AS Loc.: 148 Date: 07/15/2006
 Sample ID: ICB/CCB
 µL dispensed: 10 from 148, 5 from 147, 15 from 148
 =====

Repl #	SampleConc µg/L	StndConc µg/L	BlnkCorr Signal	Peak Area	Peak Height	Bkgnd Area	Bkgnd Height	Time	Peak Stored
1	0.3	0.3	0.0011	0.0007	0.0043	0.0654	0.1085	04:36:21	Yes

As

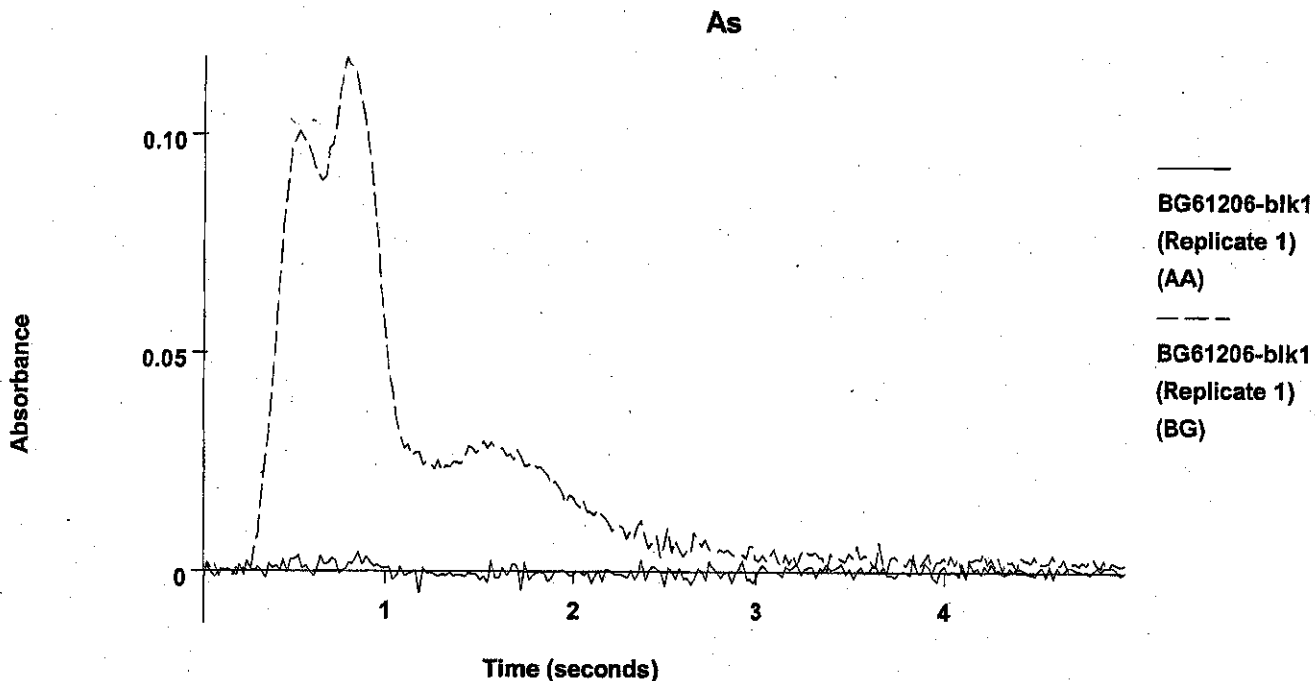


2 0.0 -0.0 0.0001 -0.0004 0.0037 0.0711 0.1084 04:39:10 Yes
 Mean: 0.2 0.2 0.0006
 SD : 0.20 0.20 0.0007
 %RSD: 110 110 128.95
 QC value within specified limits.



=====
 Element: As Seq. No.: 184 AS Loc.: 5 Date: 07/15/2006
 Sample ID: BG61206-blk1
 µL dispensed: 10 from 148, 5 from 147, 15 from 5

Repl #	SampleConc µg/L	StdConc µg/L	Blncorr Signal	Peak Area	Peak Height	Bkgnd Area	Bkgnd Height	Time	Peak Stored
1	0.3	0.3	0.0011	0.0007	0.0042	0.1001	0.1177	04:41:59	Yes



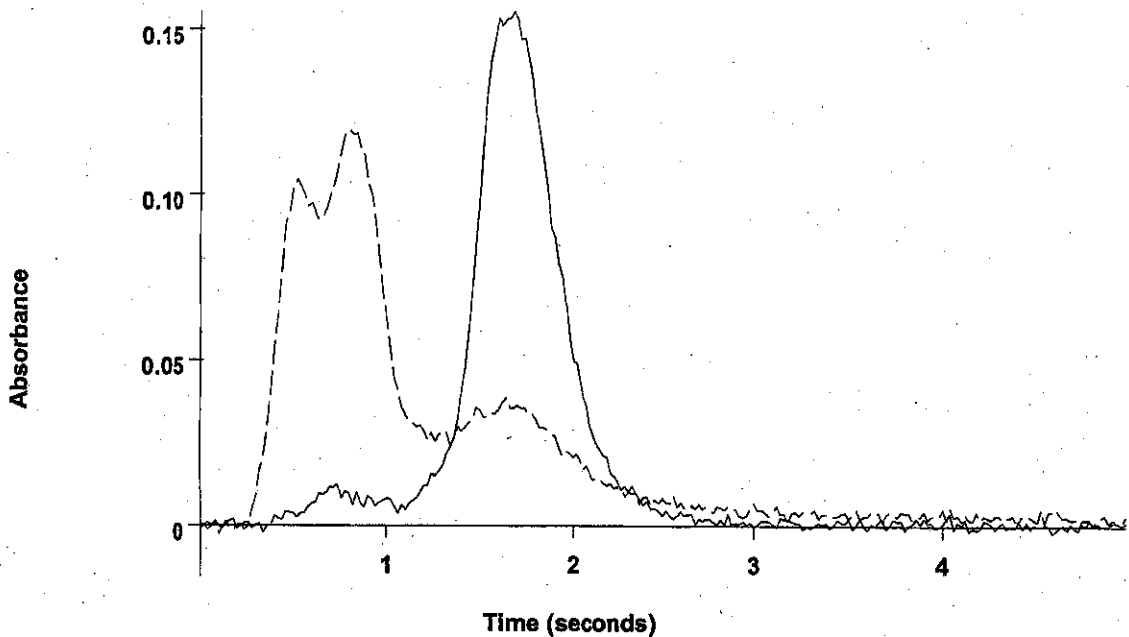
2	0.2	0.2	0.0005	0.0001	0.0047	0.0980	0.1178	04:44:49	Yes
Mean:	0.2	0.2	0.0008						
SD :	0.11	0.11	0.0004						
%RSD:	45.1	45.1	50.51						

Handwritten signature

=====
 Element: As Seq. No.: 185 AS Loc.: 6 Date: 07/15/2006
 Sample ID: BG61206-bs1 x20
 µL dispensed: 10 from 148, 5 from 147, 15 from 6
 =====

Repl #	SampleConc µg/L	StndConc µg/L	BlnkCorr Signal	Peak Area	Peak Height	Bkgnd Area	Bkgnd Height	Time	Peak Store
1	24.0	24.0	0.0889	0.0885	0.1555	0.1086	0.1197	04:47:41	Yes

As



BG61206-bs1 x20
(Replicate 1)
(AA)

BG61206-bs1 x20
(Replicate 1)
(BG)

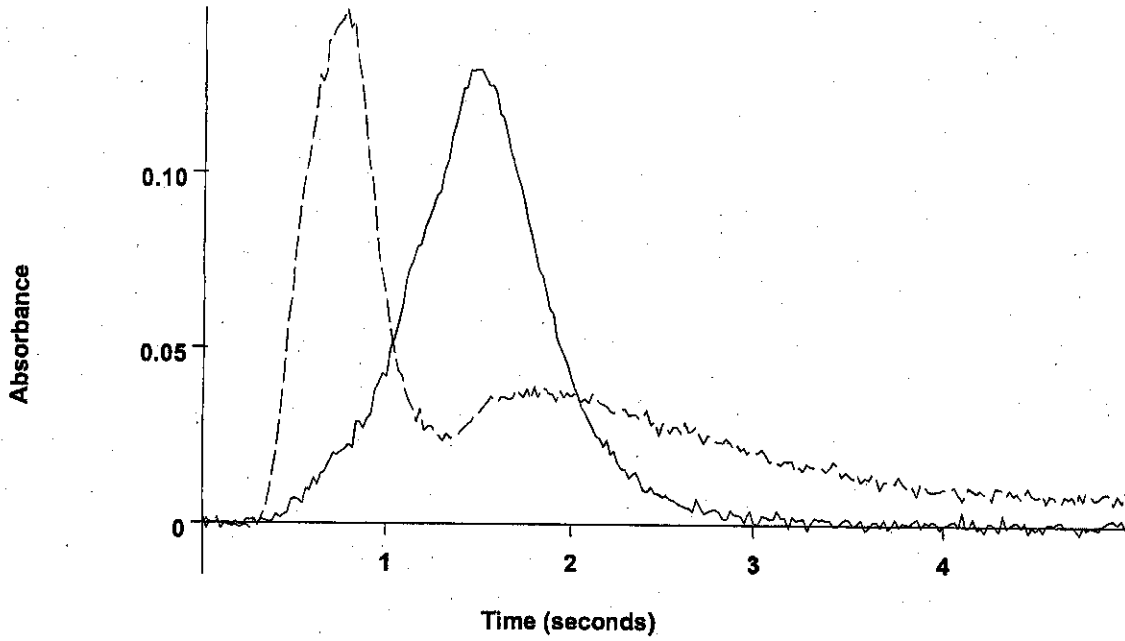
2	24.2	24.2	0.0894	0.0890	0.1643	0.0961	0.1173	04:50:32	Yes
Mean:	24.1	24.1	0.0892						
SD :	0.09	0.09	0.0004						
%RSD:	0.39	0.39	0.39						

965

=====
 Element: As Seq. No.: 186 AS Loc.: 7 Date: 07/15/2006
 Sample ID: BG61206-bsdi x20
 µL dispensed: 10 from 148, 5 from 147, 15 from 7
 =====

Repl #	SampleConc µg/L	StndConc µg/L	BlkCorr Signal	Peak Area	Peak Height	Bkgnd Area	Bkgnd Height	Time	Peak Stored
1	23.7	23.7	0.0879	0.0875	0.1483	0.0998	0.1146	04:53:23	Yes

As



0607134-09 x5
 (Replicate 1)
 (AA)

0607134-09 x5
 (Replicate 1)
 (BG)

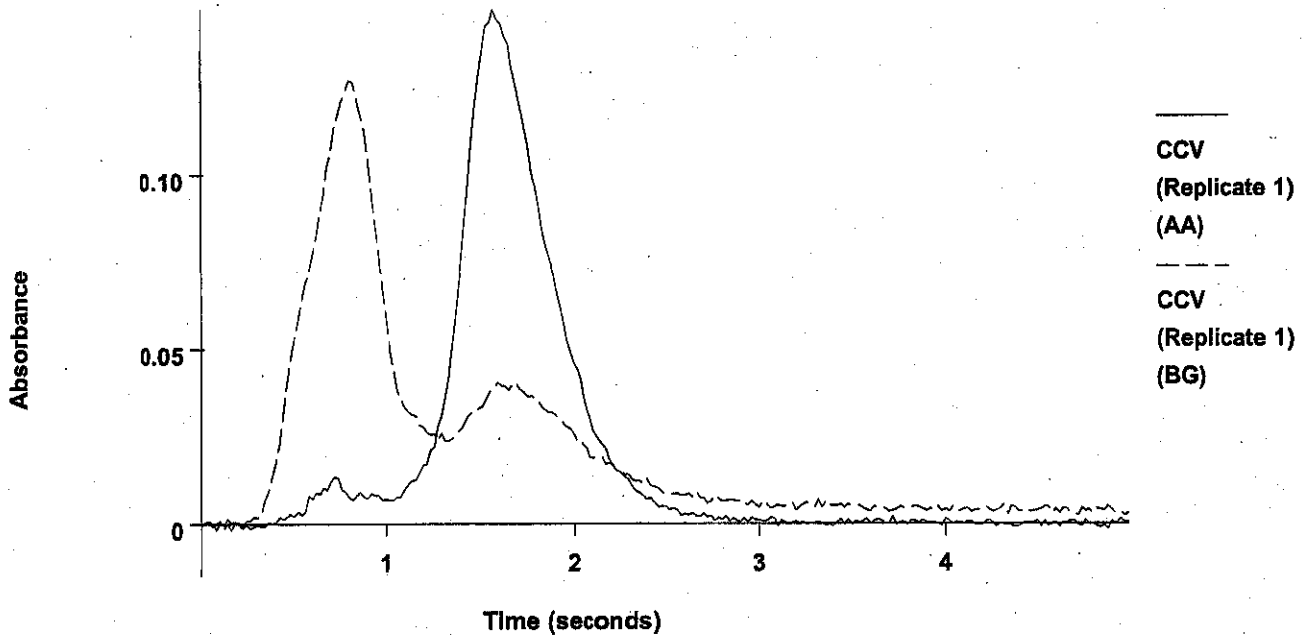
2	31.4	31.4	0.1162	0.1158	0.1310	0.1547	0.1483	08:15:35	Yes
Mean:	31.3	31.3	0.1158						
SD :	0.14	0.14	0.0005						
%RSD:	0.43	0.43	0.43						

Recovery for As = 98.3 % within 85 % to 115 %


=====
 Element: As Seq. No.: 222 AS Loc.: 126 Date: 07/15/2006
 Sample ID: CCV
 µL dispensed: 10 from 148, 5 from 147, 15 from 126
 =====

Repl #	SampleConc µg/L	StndConc µg/L	BlkCorr Signal	Peak Area	Peak Height	Bkgnd Area	Bkgnd Height	Time	Peak Stored
1	23.6	23.6	0.0872	0.0868	0.1473	0.1051	0.1270	08:18:27	Yes

As



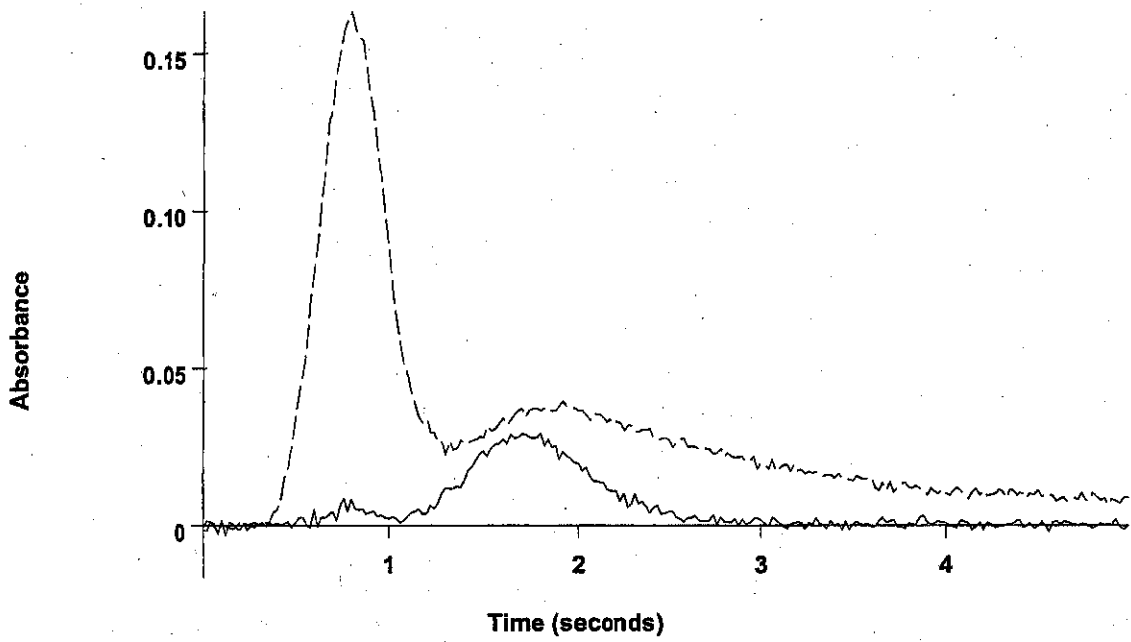
2 23.1 23.1 0.0854 0.0850 0.1463 0.1026 0.1284 08:21:19 Yes
 Mean: 23.3 23.3 0.0863
 SD : 0.34 0.34 0.0013
 %RSD: 1.47 1.47 1.47
 QC value within specified limits.



=====
 Element: As Seq. No.: 223 AS Loc.: 148 Date: 07/15/2006
 Sample ID: ICB/CCB
 µL dispensed: 10 from 148, 5 from 147, 15 from 148
 =====

Repl #	SampleConc µg/L	StndConc µg/L	BlnkCorr Signal	Peak Area	Peak Height	Bkgnd Area	Bkgnd Height	Time	Peak Stored
1	-0.2	-0.2	-0.0008	-0.0013	0.0036	0.0731	0.1081	08:24:10	Yes

As



0607141-04
 (Replicate 1)
 (AA)

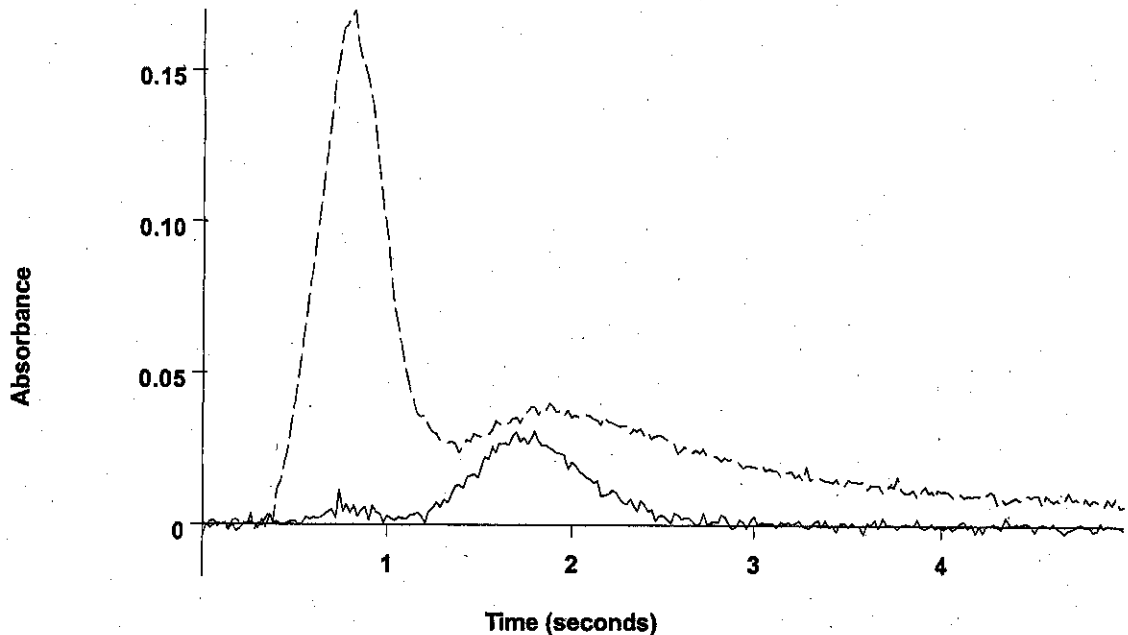
0607141-04
 (Replicate 1)
 (BG)

2	6.9	6.9	0.0254	0.0250	0.0293	0.1496	0.1606	09:12:39	Yes
Mean:	7.0	7.0	0.0260						
SD :	0.22	0.22	0.0008						
%RSD:	3.11	3.11	3.12						

=====
 Element: As Seq. No.: 232 AS Loc.: 42 Date: 07/15/2006
 Sample ID: BG61320-dup2
 µL dispensed: 10 from 148, 5 from 147, 15 from 42
 =====

Repl #	SampleConc µg/L	StndConc µg/L	BlnkCorr Signal	Peak Area	Peak Height	Bkgnd Area	Bkgnd Height	Time	Peak Stored
1	6.7	6.7	0.0246	0.0242	0.0309	0.1525	0.1698	09:15:28	Yes

As



 BG61320-dup2
 (Replicate 1)
 (AA)

 BG61320-dup2
 (Replicate 1)
 (BG)

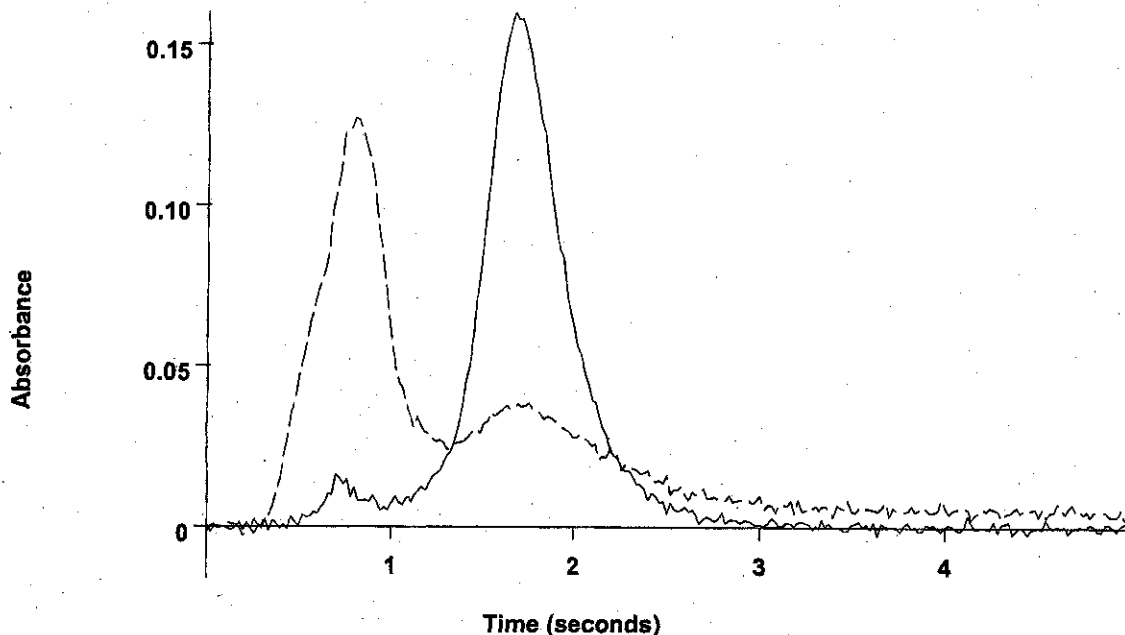
2	7.3	7.3	0.0271	0.0266	0.0313	0.1492	0.1627	09:18:18	Yes
Mean:	7.0	7.0	0.0258						
SD :	0.46	0.46	0.0017						
%RSD:	6.61	6.61	6.63						

05

=====
 Element: As Seq. No.: 233 AS Loc.: 43 Date: 07/15/2006
 Sample ID: BG61320-ms2
 µL dispensed: 10 from 148, 5 from 147, 15 from 43
 =====

Repl #	SampleConc µg/L	StndConc µg/L	Blncorr Signal	Peak Area	Peak Height	Bkgnd Area	Bkgnd Height	Time	Peak Stored
1	24.8	24.8	0.0918	0.0913	0.1600	0.1097	0.1269	09:21:09	Yes

As



 BG61320-ms2
 (Replicate 1)
 (AA)

 BG61320-ms2
 (Replicate 1)
 (BG)

2	25.0	25.0	0.0925	0.0921	0.1616	0.1127	0.1298	09:23:59	Yes
Mean:	24.9	24.9	0.0921						
SD :	0.14	0.14	0.0005						
%RSD:	0.57	0.57	0.57						

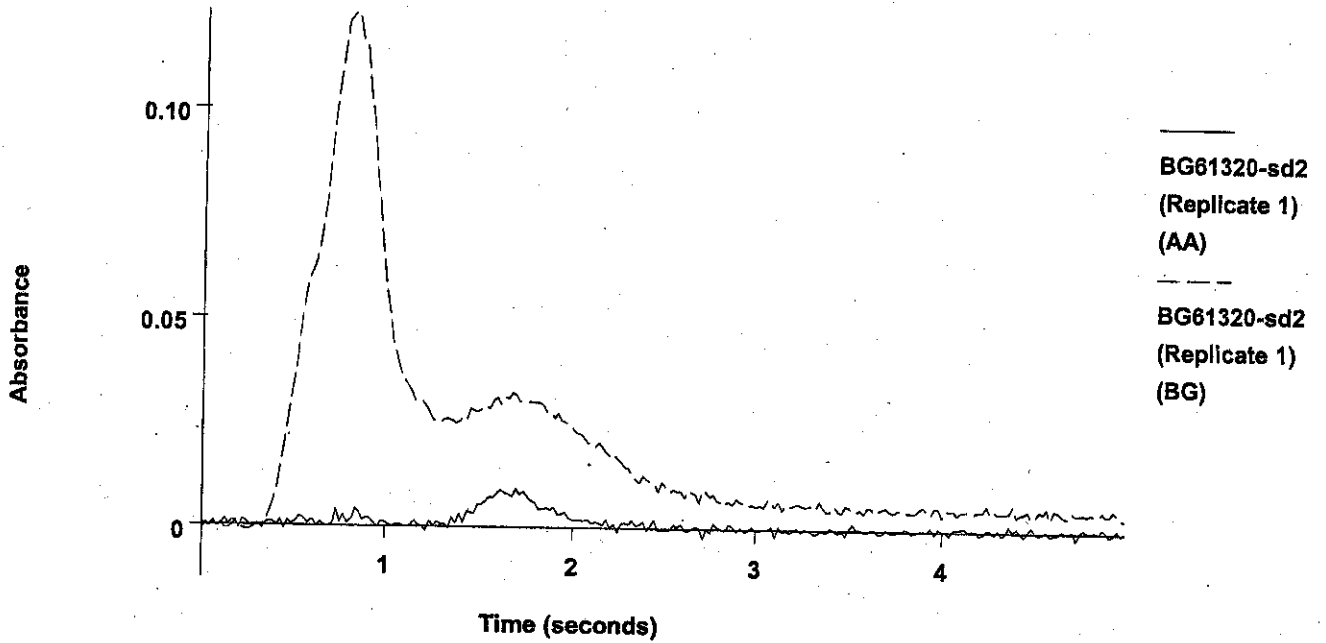
24.9(20) - 7.0(5)
 500

926
 500

=====
 Element: As Seq. No.: 234 AS Loc.: 44 Date: 07/15/2006
 Sample ID: BG61320-sd2
 µL dispensed: 10 from 148, 5 from 147, 15 from 44

Repl #	SampleConc µg/L	StdConc µg/L	BlkCorr Signal	Peak Area	Peak Height	Bkgnd Area	Bkgnd Height	Time	Peak Stored
1	1.5	1.5	0.0054	0.0050	0.0092	0.0970	0.1231	09:26:50	Yes

As



2	1.3	1.3	0.0047	0.0043	0.0102	0.0954	0.1178	09:29:41	Yes
Mean:	1.4	1.4	0.0050						
SD :	0.15	0.15	0.0005						
%RSD:	10.5	10.5	10.70						

W

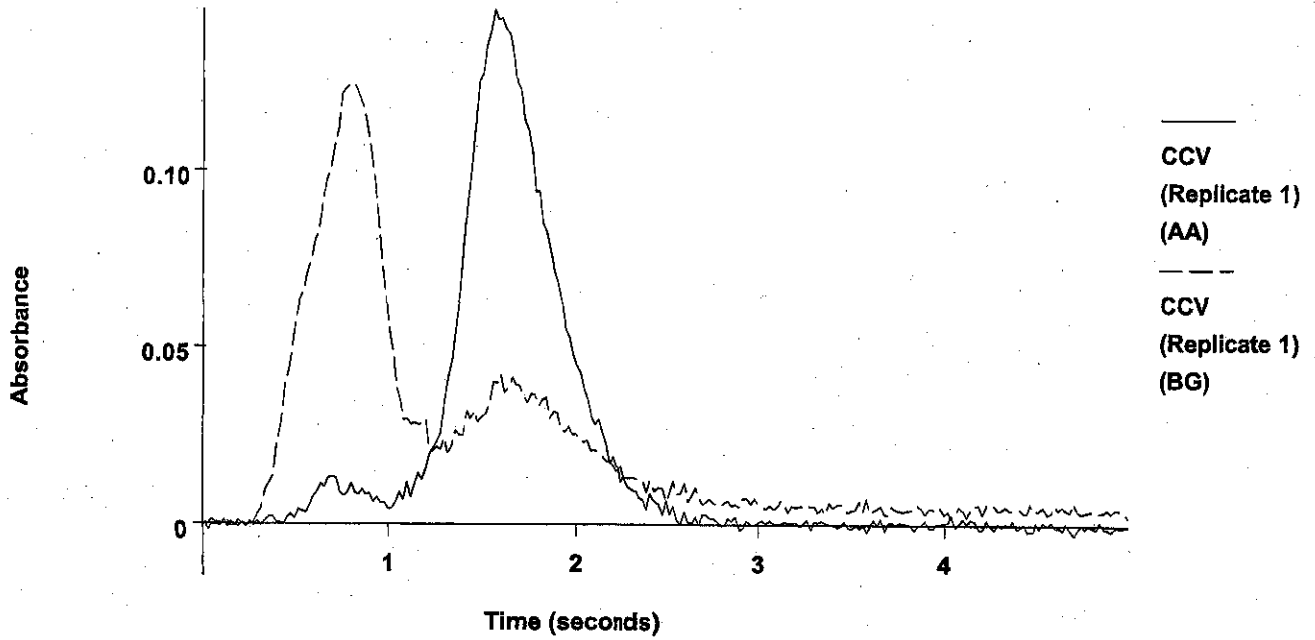
Element: As Seq. No.: 235 AS Loc.: 126 Date: 07/15/2006

Sample ID: CCV

µL dispensed: 10 from 148, 5 from 147, 15 from 126

Repl #	SampleConc µg/L	StdConc µg/L	BlkCorr Signal	Peak Area	Peak Height	Bkgnd Area	Bkgnd Height	Time	Peak Stored
1	23.2	23.2	0.0860	0.0856	0.1455	0.1049	0.1247	09:32:34	Yes

As

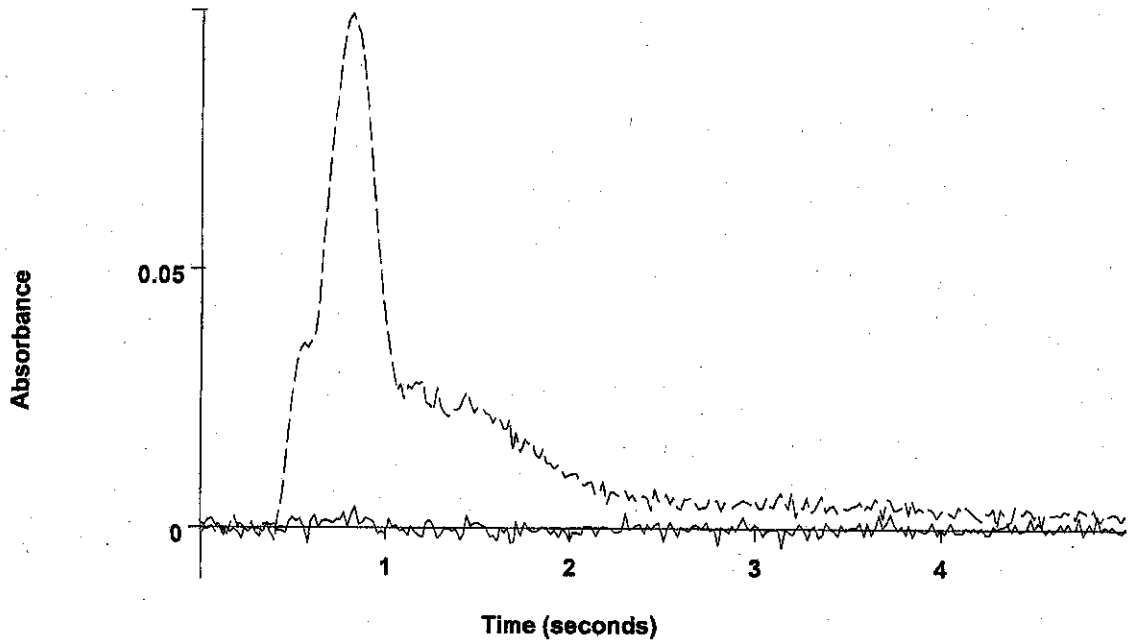


2 23.7 23.7 0.0879 0.0875 0.1443 0.1097 0.1288 09:35:26 Yes
 Mean: 23.5 23.5 0.0869
 SD : 0.36 0.36 0.0013
 %RSD: 1.55 1.55 1.55
 QC value within specified limits.

=====
 Element: As Seq. No.: 236 AS Loc.: 148 Date: 07/15/2006
 Sample ID: ICB/CCB
 µL dispensed: 10 from 148, 5 from 147, 15 from 148
 =====

Repl #	SampleConc µg/L	StndConc µg/L	BlnkCorr Signal	Peak Area	Peak Height	Bkgnd Area	Bkgnd Height	Time	Peak Stored
1	0.2	0.2	0.0006	0.0002	0.0041	0.0680	0.0996	09:38:16	Yes

As



 ICB/CCB
 (Replicate 1)
 (AA)

 ICB/CCB
 (Replicate 1)
 (BG)

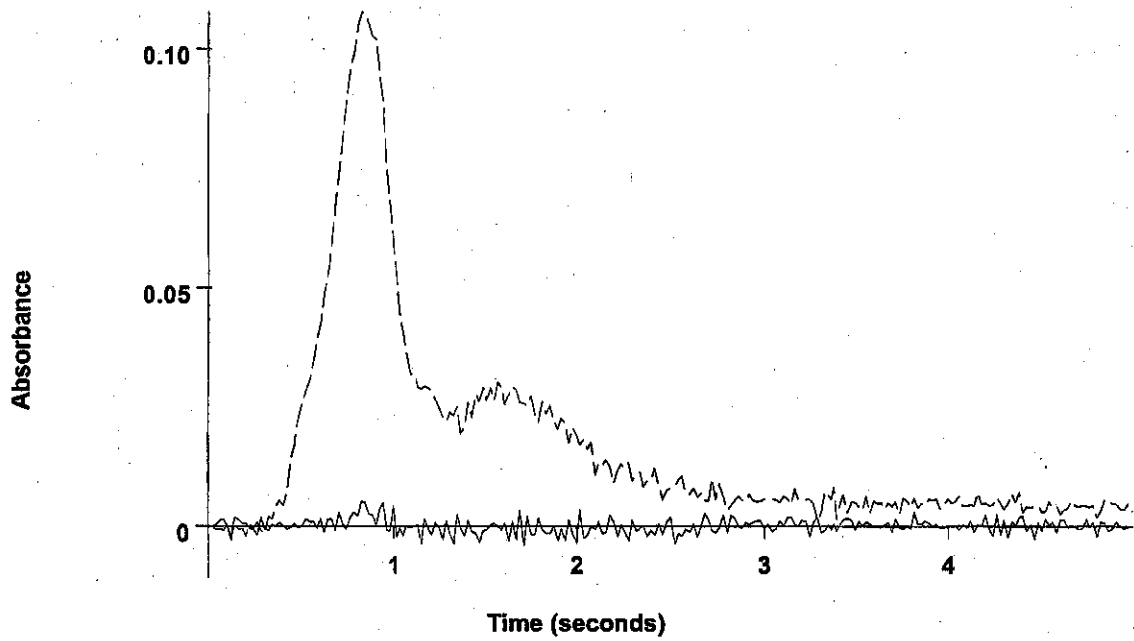
2 0.3 0.3 0.0010 0.0006 0.0054 0.0702 0.1036 09:41:05 Yes
 Mean: 0.2 0.2 0.0008
 SD : 0.08 0.08 0.0003
 %RSD: 32.8 32.8 36.63
 QC value within specified limits.



=====
 Element: As Seq. No.: 237 AS Loc.: 45 Date: 07/15/2006
 Sample ID: BG61321-blk1
 µL dispensed: 10 from 148, 5 from 147, 15 from 45
 =====

Repl #	SampleConc µg/L	StndConc µg/L	BlnkCorr Signal	Peak Area	Peak Height	Bkgnd Area	Bkgnd Height	Time	Peak Stored
1	0.2	0.2	0.0005	0.0001	0.0052	0.0846	0.1078	09:43:56	Yes

As



 BG61321-blk1
 (Replicate 1)
 (AA)

 BG61321-blk1
 (Replicate 1)
 (BG)

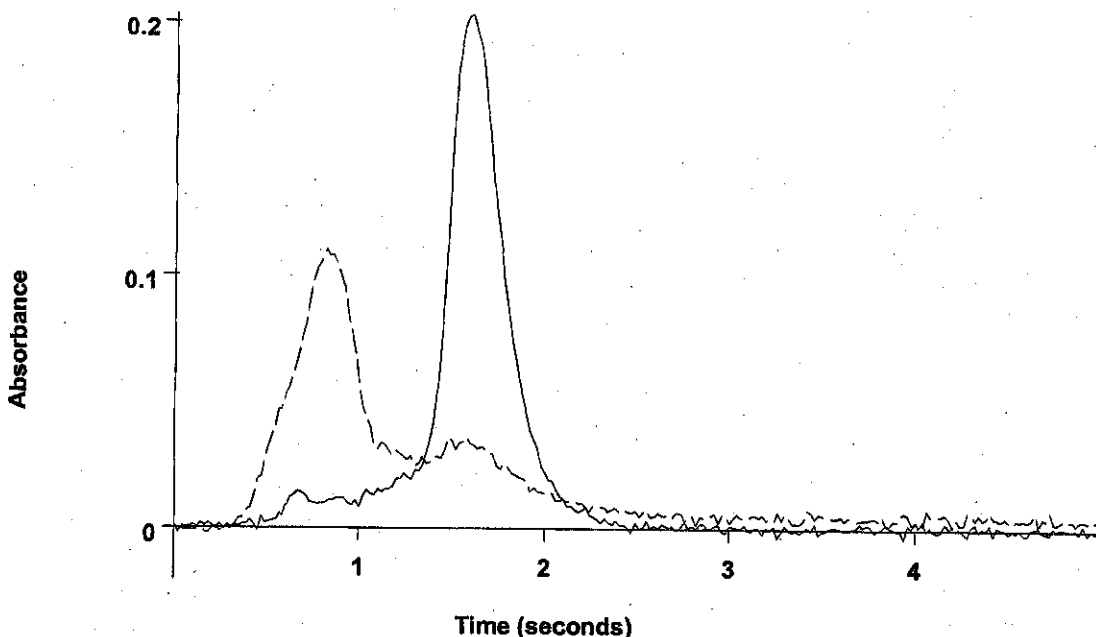
2	0.1	0.1	0.0002	-0.0002	0.0037	0.0907	0.1161	09:46:47	Yes
Mean:	0.1	0.1	0.0004						
SD :	0.06	0.06	0.0002						
%RSD:	52.6	52.6	66.72						

Handwritten initials

=====
 Element: As Seq. No.: 238 AS Loc.: 46 Date: 07/15/2006
 Sample ID: BG61321-bs1 x20
 µL dispensed: 10 from 148, 5 from 147, 15 from 46
 =====

Repl #	SampleConc µg/L	StndConc µg/L	BlnkCorr Signal	Peak Area	Peak Height	Bkgnd Area	Bkgnd Height	Time	Peak Stored
1	23.2	23.2	0.0858	0.0854	0.2031	0.0848	0.1102	09:49:37	Yes

As



 BG61321-bs1 x20
 (Replicate 1)
 (AA)

 BG61321-bs1 x20
 (Replicate 1)
 (BG)

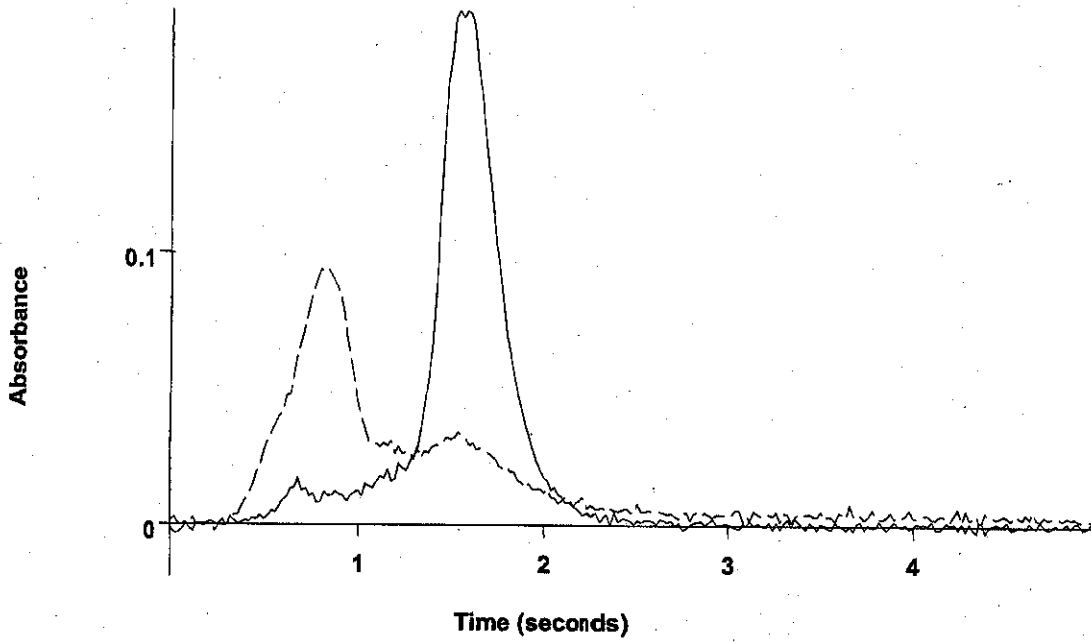
2	23.5	23.5	0.0869	0.0864	0.2045	0.0865	0.1090	09:52:28	Yes
Mean:	23.3	23.3	0.0863						
SD :	0.21	0.21	0.0008						
%RSD:	0.88	0.88	0.88						

935

=====
 Element: As Seq. No.: 239 AS Loc.: 47 Date: 07/15/2006
 Sample ID: BG61321-bsd1 x20
 µL dispensed: 10 from 148, 5 from 147, 15 from 47

Repl #	SampleConc µg/L	StdConc µg/L	BlkCorr Signal	Peak Area	Peak Height	Bkgnd Area	Bkgnd Height	Time	Peak Stored
1	22.8	22.8	0.0844	0.0840	0.1892	0.0741	0.0939	09:55:18	Yes

As



 BG61321-bsd1 x20
 (Replicate 1)
 (AA)

 BG61321-bsd1 x20
 (Replicate 1)
 (BG)

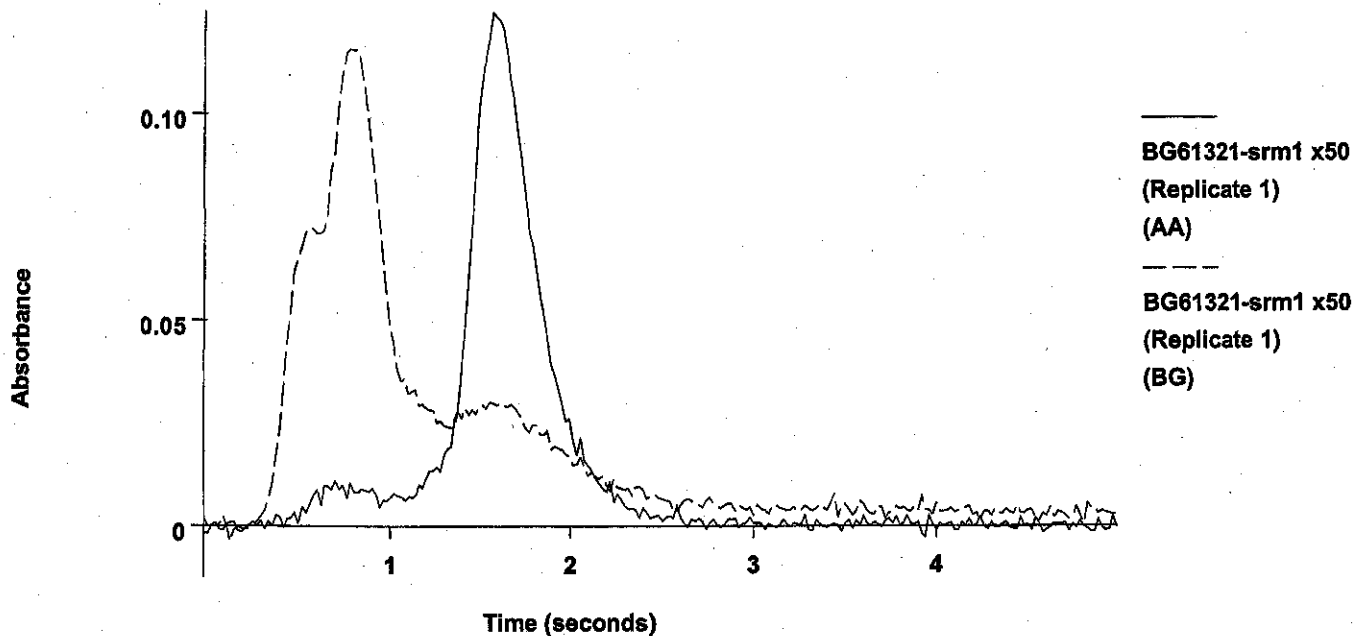
2	23.2	23.2	0.0860	0.0856	0.1969	0.0827	0.1045	09:58:08	Yes
Mean:	23.0	23.0	0.0852						
SD :	0.30	0.30	0.0011						
%RSD:	1.32	1.32	1.33						

925

=====
 Element: As Seq. No.: 240 AS Loc.: 48 Date: 07/15/2006
 Sample ID: BG61321-srml x50
 µL dispensed: 10 from 148, 5 from 147, 15 from 48

Repl #	SampleConc µg/L	StndConc µg/L	BlkCorr Signal	Peak Area	Peak Height	Bkgnd Area	Bkgnd Height	Time	Peak Stored
1	16.9	16.9	0.0624	0.0620	0.1247	0.0920	0.1157	10:00:58	Yes

As

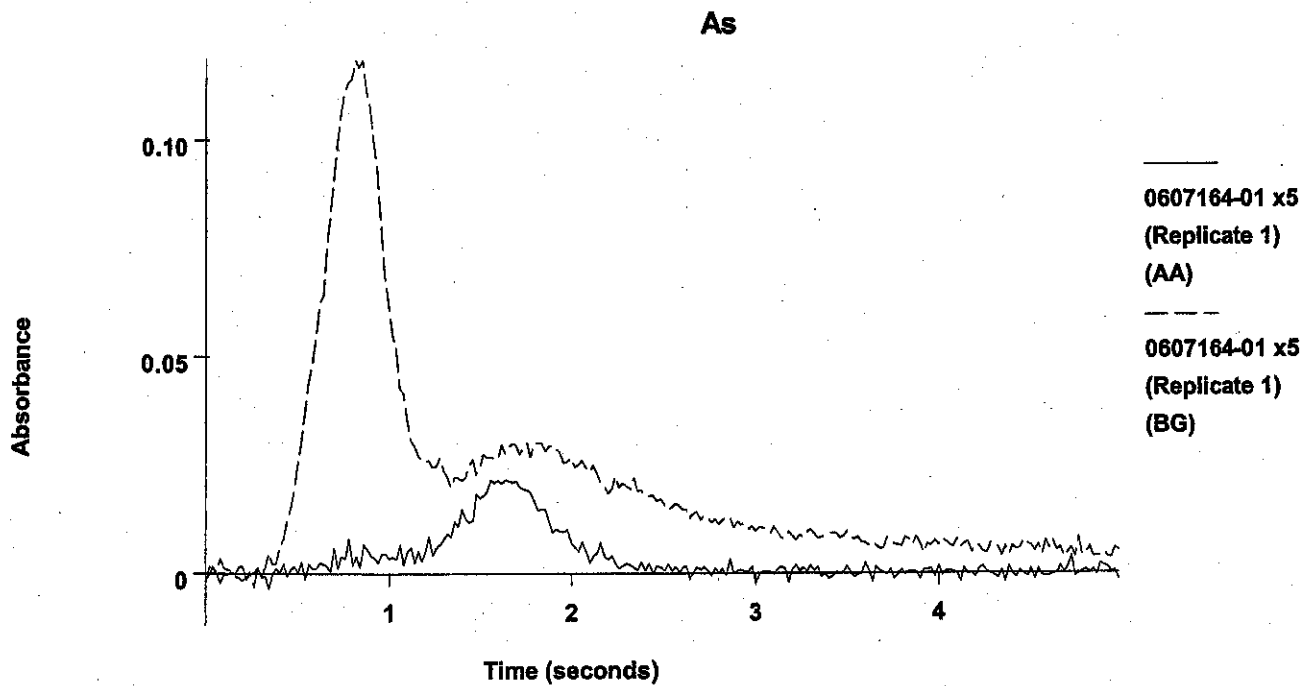


2	16.8	16.8	0.0622	0.0618	0.1270	0.0856	0.1085	10:03:48	Yes
Mean:	16.8	16.8	0.0623						
SD :	0.03	0.03	0.0001						
%RSD:	0.18	0.18	0.18						

84

=====
 Element: As Seq. No.: 241 AS Loc.: 49 Date: 07/15/2006
 Sample ID: 0607164-01 x5
 µL dispensed: 10 from 148, 5 from 147, 15 from 49
 =====

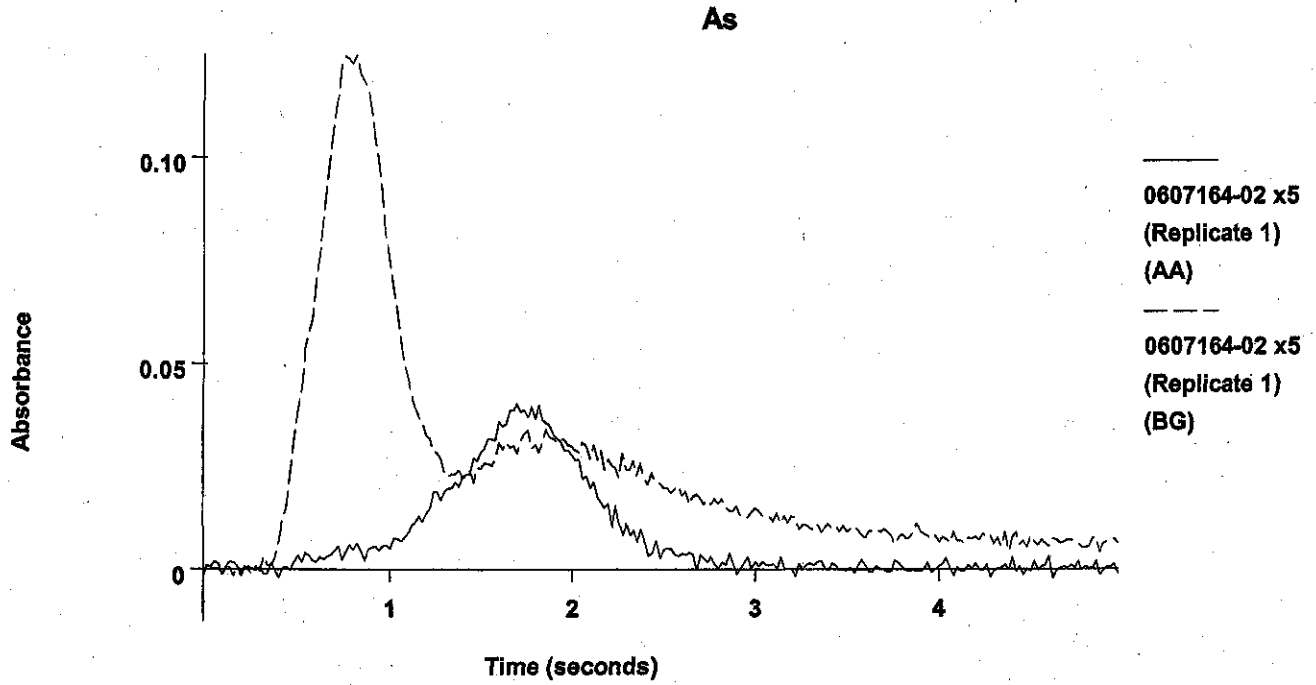
Repl #	SampleConc µg/L	StdConc µg/L	BlkCorr Signal	Peak Area	Peak Height	Bkgnd Area	Bkgnd Height	Time	Peak Stored
1	4.5	4.5	0.0167	0.0163	0.0216	0.1031	0.1186	10:06:38	Yes



2	3.9	3.9	0.0142	0.0138	0.0199	0.0978	0.1122	10:09:28	Yes
Mean:	4.2	4.2	0.0154						
SD :	0.47	0.47	0.0017						
%RSD:	11.1	11.1	11.19						

=====
 Element: As Seq. No.: 242 AS Loc.: 50 Date: 07/15/2006
 Sample ID: 0607164-02 x5
 µL dispensed: 10 from 148, 5 from 147, 15 from 50
 =====

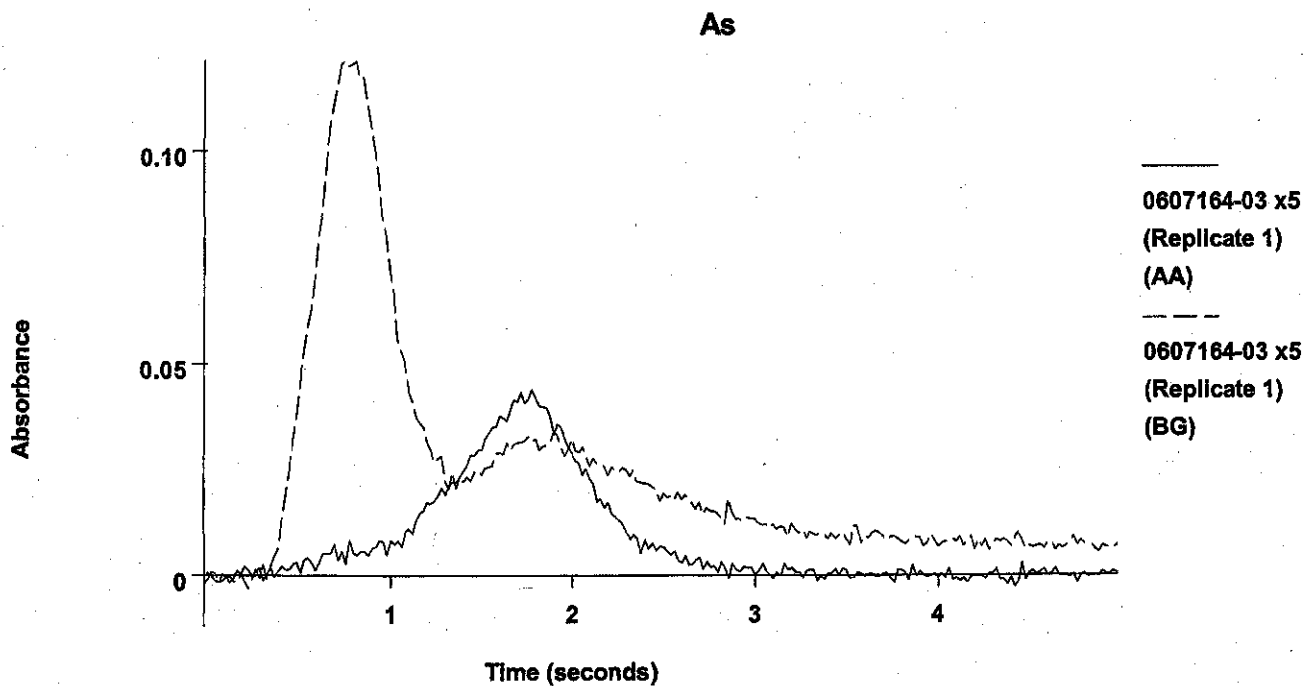
Repl #	SampleConc µg/L	StndConc µg/L	BlnkCorr Signal	Peak Area	Peak Height	Bkgnd Area	Bkgnd Height	Time	Peak Stored
1	10.0	10.0	0.0370	0.0366	0.0403	0.1204	0.1249	10:12:18	Yes



2	10.1	10.1	0.0373	0.0369	0.0446	0.1360	0.1473	10:15:08	Yes
Mean:	10.0	10.0	0.0371						
SD :	0.06	0.06	0.0002						
%RSD:	0.61	0.61	0.61						

=====
 Element: As Seq. No.: 243 AS Loc.: 51 Date: 07/15/2006
 Sample ID: 0607164-03 x5
 µL dispensed: 10 from 148, 5 from 147, 15 from 51
 =====

Repl #	SampleConc µg/L	StndConc µg/L	BlkCorr Signal	Peak Area	Peak Height	Bkgnd Area	Bkgnd Height	Time	Peak Stored
1	10.8	10.8	0.0399	0.0395	0.0440	0.1185	0.1212	10:18:00	Yes



 0607164-03 x5
 (Replicate 1)
 (AA)

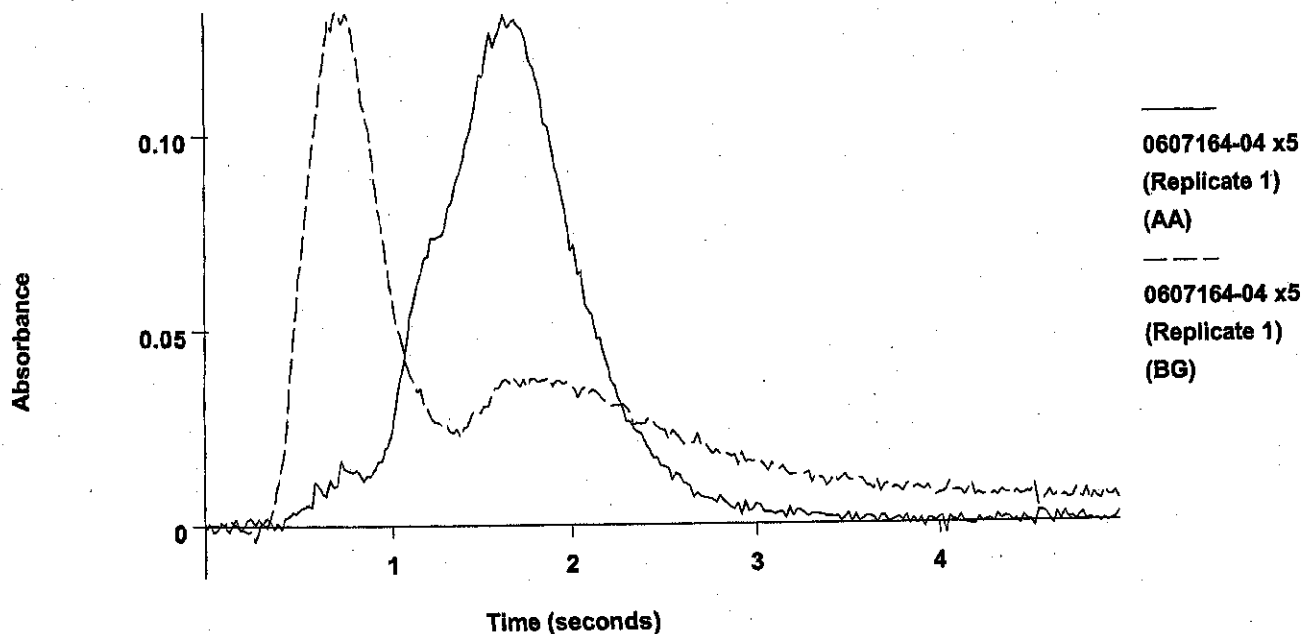
 0607164-03 x5
 (Replicate 1)
 (BG)

2	9.9	9.9	0.0366	0.0362	0.0459	0.1056	0.1140	10:20:50	Yes
Mean:	10.3	10.3	0.0382						
SD :	0.62	0.62	0.0023						
%RSD:	6.02	6.02	6.04						

=====
 Element: As Seq. No.: 244 AS Loc.: 52 Date: 07/15/2006
 Sample ID: 0607164-04 x5
 µL dispensed: 10 from 148, 5 from 147, 15 from 52
 =====

Repl #	SampleConc µg/L	StndConc µg/L	BlkCorr Signal	Peak Area	Peak Height	Bkgnd Area	Bkgnd Height	Time	Peak Stored
1	33.7	33.7	0.1249	0.1245	0.1308	0.1332	0.1317	10:23:39	Yes

As

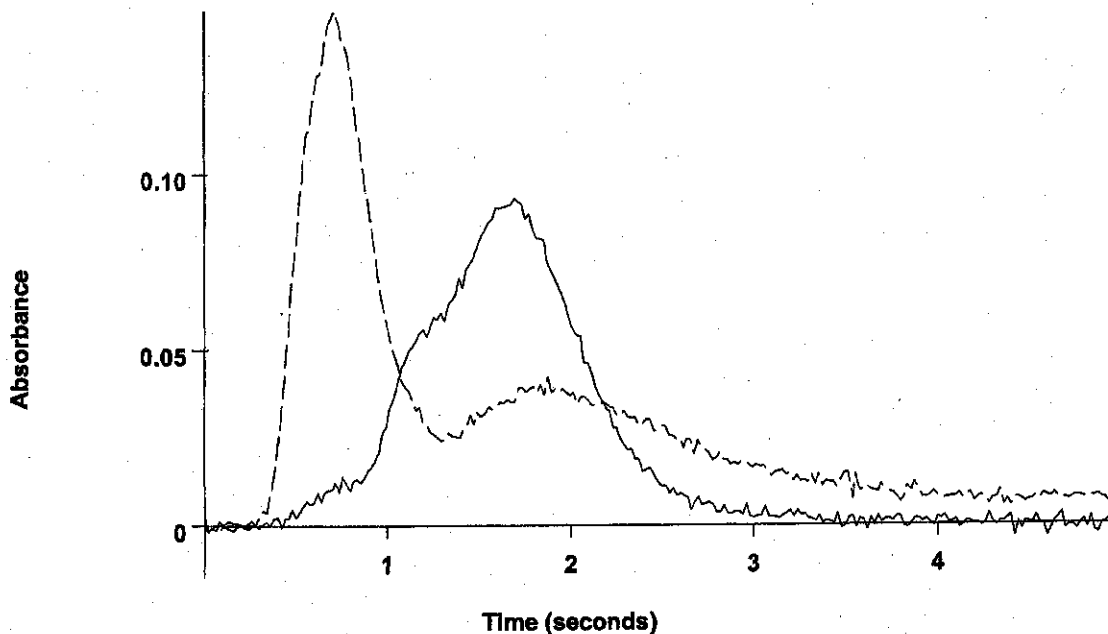


2	33.2	33.2	0.1229	0.1225	0.1351	0.1328	0.1329	10:26:29	Yes
Mean:	33.5	33.5	0.1239						
SD :	0.38	0.38	0.0014						
%RSD:	1.14	1.14	1.15						

 Element: As Seq. No.: 245 AS Loc.: 53 Date: 07/15/2006
 Sample ID: 0607164-05 x5
 µL dispensed: 10 from 148, 5 from 147, 15 from 53

Repl #	SampleConc µg/L	StndConc µg/L	BlkCorr Signal	Peak Area	Peak Height	Bkgnd Area	Bkgnd Height	Time	Peak Stored
1	26.1	26.1	0.0966	0.0962	0.0931	0.1430	0.1465	10:29:19	Yes

As



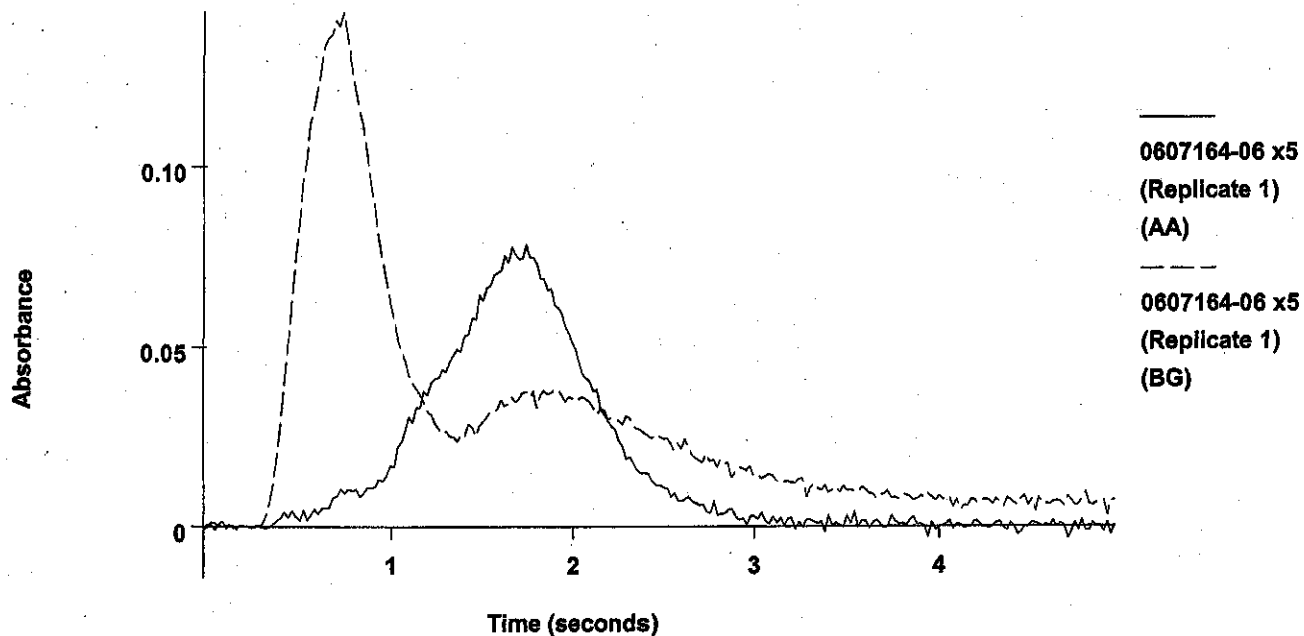
0607164-05 x5
(Replicate 1)
(AA)
0607164-05 x5
(Replicate 1)
(BG)

2	27.5	27.5	0.1019	0.1015	0.1082	0.1625	0.1546	10:32:10	Yes
Mean:	26.8	26.8	0.0992						
SD :	1.01	1.01	0.0037						
%RSD:	3.76	3.76	3.76						

=====
 Element: As Seq. No.: 246 AS Loc.: 54 Date: 07/15/2006
 Sample ID: 0607164-06 x5
 µL dispensed: 10 from 148, 5 from 147, 15 from 54
 =====

Repl #	SampleConc µg/L	StndConc µg/L	BlkCorr Signal	Peak Area	Peak Height	Bkgnd Area	Bkgnd Height	Time	Peak Stored
1	20.8	20.8	0.0770	0.0766	0.0786	0.1373	0.1429	10:34:59	Yes

As



2	21.4	21.4	0.0793	0.0789	0.0777	0.1455	0.1516	10:37:48	Yes
Mean:	21.1	21.1	0.0781						
SD :	0.44	0.44	0.0016						
%RSD:	2.08	2.08	2.08						

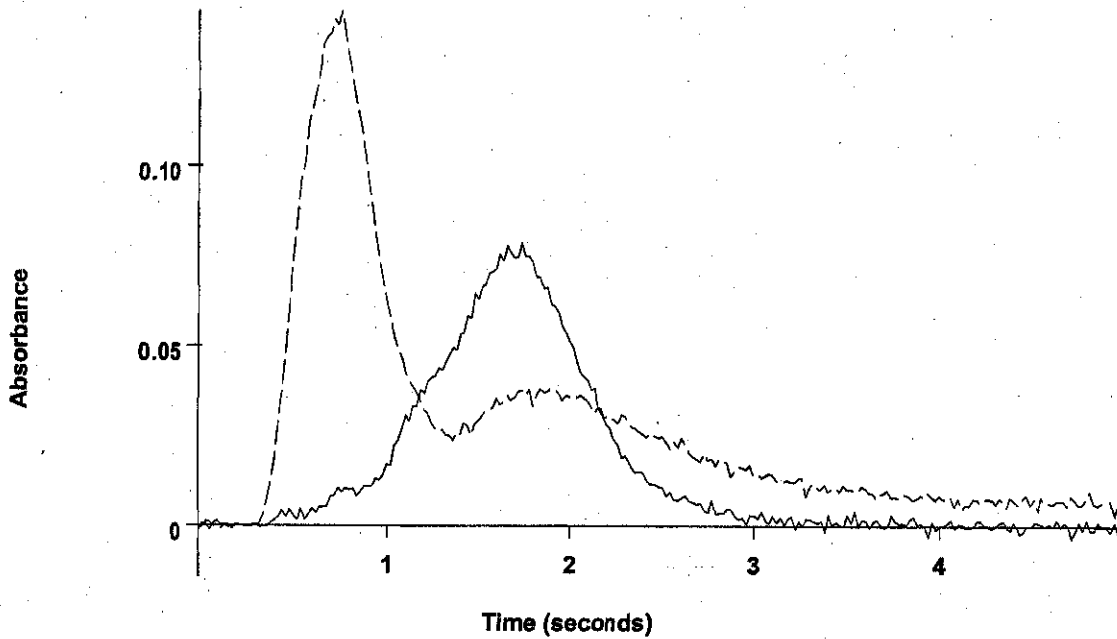
=====
 Element: As Seq. No.: 247 AS Loc.: 126 Date: 07/15/2006

Sample ID: CCV

µL dispensed: 10 from 148, 5 from 147, 15 from 126

Repl #	SampleConc µg/L	StndConc µg/L	BlnkCorr Signal	Peak Area	Peak Height	Bkgnd Area	Bkgnd Height	Time	Peak Stored
1	22.8	22.8	0.0844	0.0840	0.1352	0.0961	0.1173	10:40:40	Yes

As



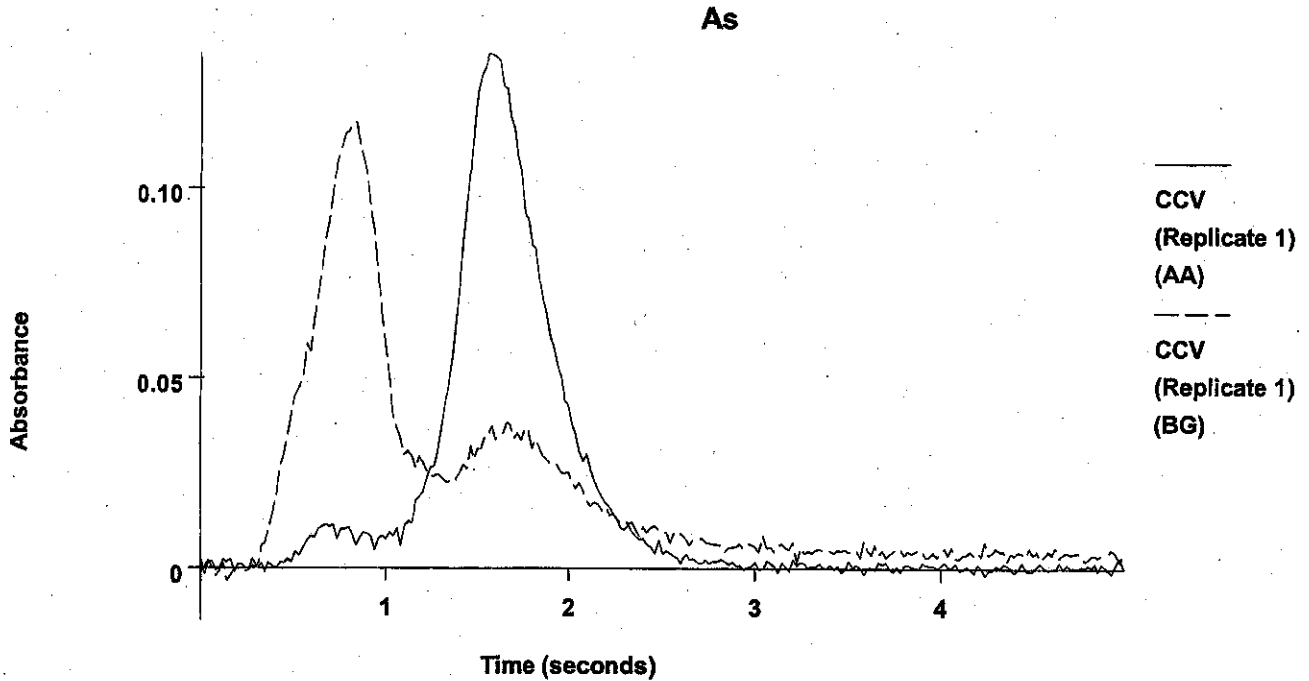
0607164-06 x5
 (Replicate 1)
 (AA)

0607164-06 x5
 (Replicate 1)
 (BG)

2	21.4	21.4	0.0793	0.0789	0.0777	0.1455	0.1516	10:37:48	Yes
Mean:	21.1	21.1	0.0781						
SD :	0.44	0.44	0.0016						
%RSD:	2.08	2.08	2.08						

=====
 Element: As Seq. No.: 247 AS Loc.: 126 Date: 07/15/2006
 Sample ID: CCV
 µL dispensed: 10 from 148, 5 from 147, 15 from 126
 =====

Repl #	SampleConc µg/L	StndConc µg/L	BlnkCorr Signal	Peak Area	Peak Height	Bkgnd Area	Bkgnd Height	Time	Peak Store
1	22.8	22.8	0.0844	0.0840	0.1352	0.0961	0.1173	10:40:40	Yes



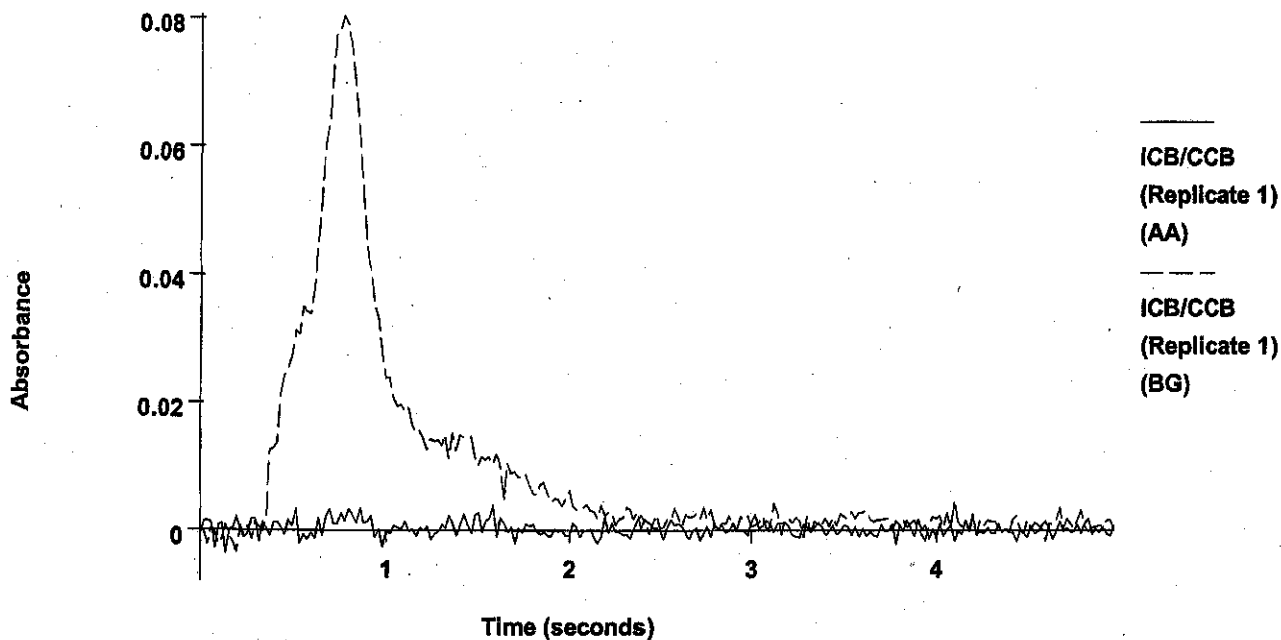
2	22.8	22.8	0.0846	0.0841	0.1422	0.0929	0.1158	10:43:33	Yes
Mean:	22.8	22.8	0.0845						
SD :	0.03	0.03	0.0001						
%RSD:	0.14	0.14	0.14						

QC value within specified limits.

=====
 Element: As Seq. No.: 248 AS Loc.: 148 Date: 07/15/2006
 Sample ID: ICB/CCB
 µL dispensed: 10 from 148, 5 from 147, 15 from 148
 =====

Repl #	SampleConc µg/L	StndConc µg/L	BlnkCorr Signal	Peak Area	Peak Height	Bkgnd Area	Bkgnd Height	Time	Peak Stored
1	0.5	0.5	0.0017	0.0013	0.0039	0.0441	0.0804	10:46:23	Yes

As



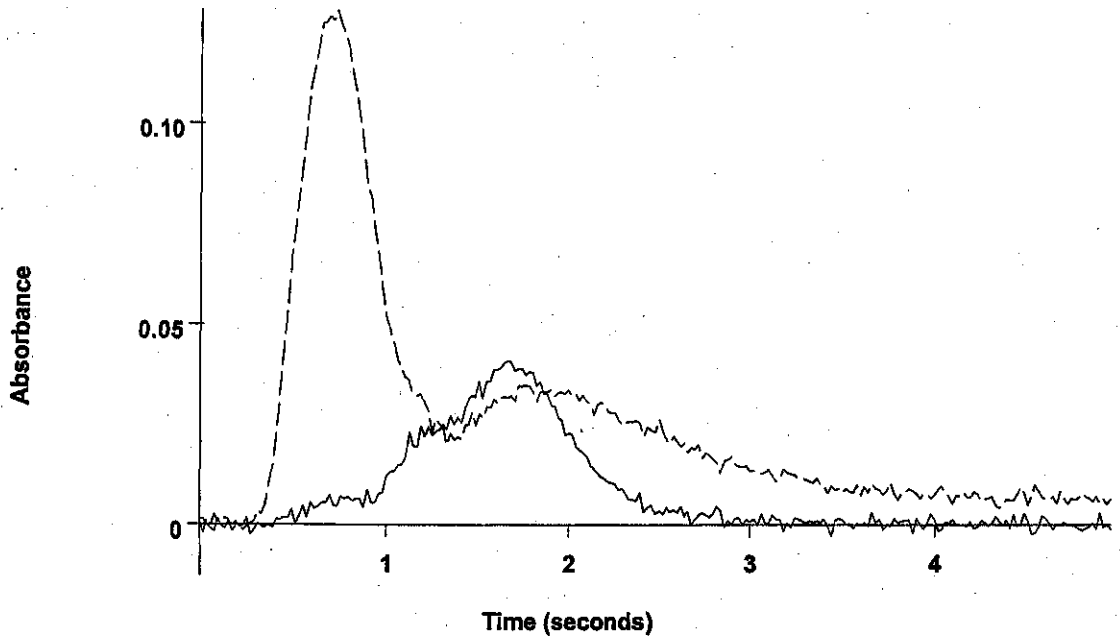
2	0.6	0.6	0.0020	0.0016	0.0034	0.0383	0.0723	10:49:13	Yes
Mean:	0.5	0.5	0.0019						
SD :	0.06	0.06	0.0002						
%RSD:	11.8	11.8	12.39						

QC value within specified limits.

=====
 Element: As Seq. No.: 249 AS Loc.: 55 Date: 07/15/2006
 Sample ID: 0607164-07 x5
 µL dispensed: 10 from 148, 5 from 147, 15 from 55
 =====

Repl #	SampleConc µg/L	StndConc µg/L	BlkCorr Signal	Peak Area	Peak Height	Bkgnd Area	Bkgnd Height	Time	Peak Stored
1	10.7	10.7	0.0396	0.0391	0.0410	0.1259	0.1281	10:52:02	Yes

As



 0607164-07 x5
 (Replicate 1)
 (AA)

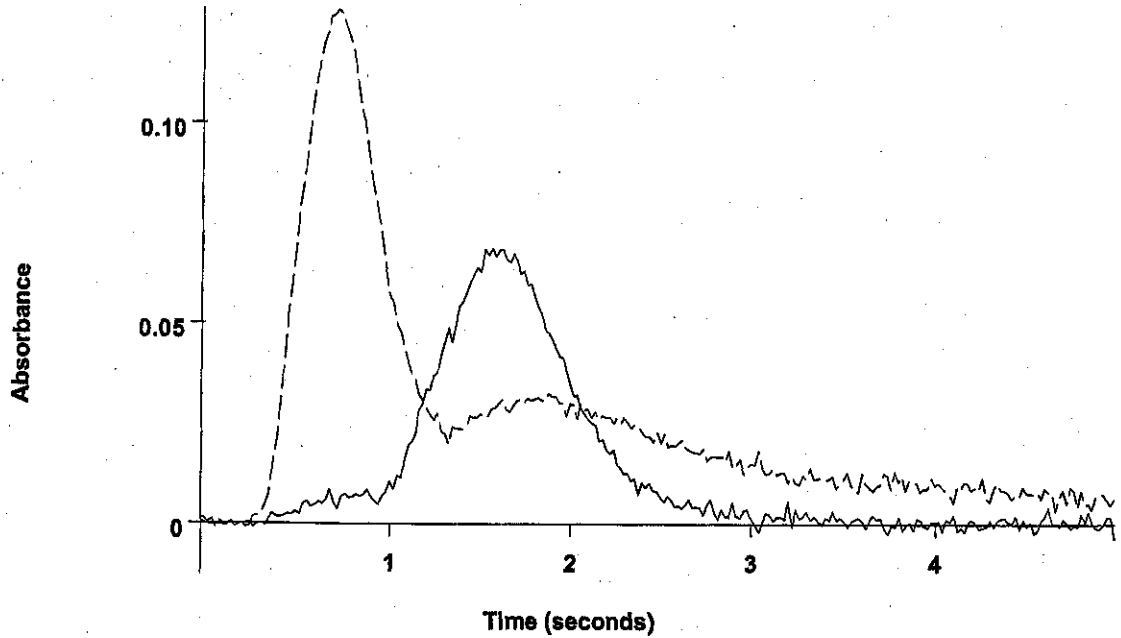
 0607164-07 x5
 (Replicate 1)
 (BG)

2	10.8	10.8	0.0401	0.0397	0.0420	0.1255	0.1319	10:54:52	Yes
Mean:	10.8	10.8	0.0398						
SD :	0.10	0.10	0.0004						
%RSD:	0.97	0.97	0.97						

=====
 Element: As Seq. No.: 250 AS Loc.: 56 Date: 07/15/2006
 Sample ID: 0607164-08 x5
 µL dispensed: 10 from 148, 5 from 147, 15 from 56
 =====

Repl #	SampleConc µg/L	StdConc µg/L	BlkCorr Signal	Peak Area	Peak Height	Bkgnd Area	Bkgnd Height	Time	Peak Stored
1	17.1	17.1	0.0632	0.0628	0.0688	0.1277	0.1284	10:57:40	Yes

As



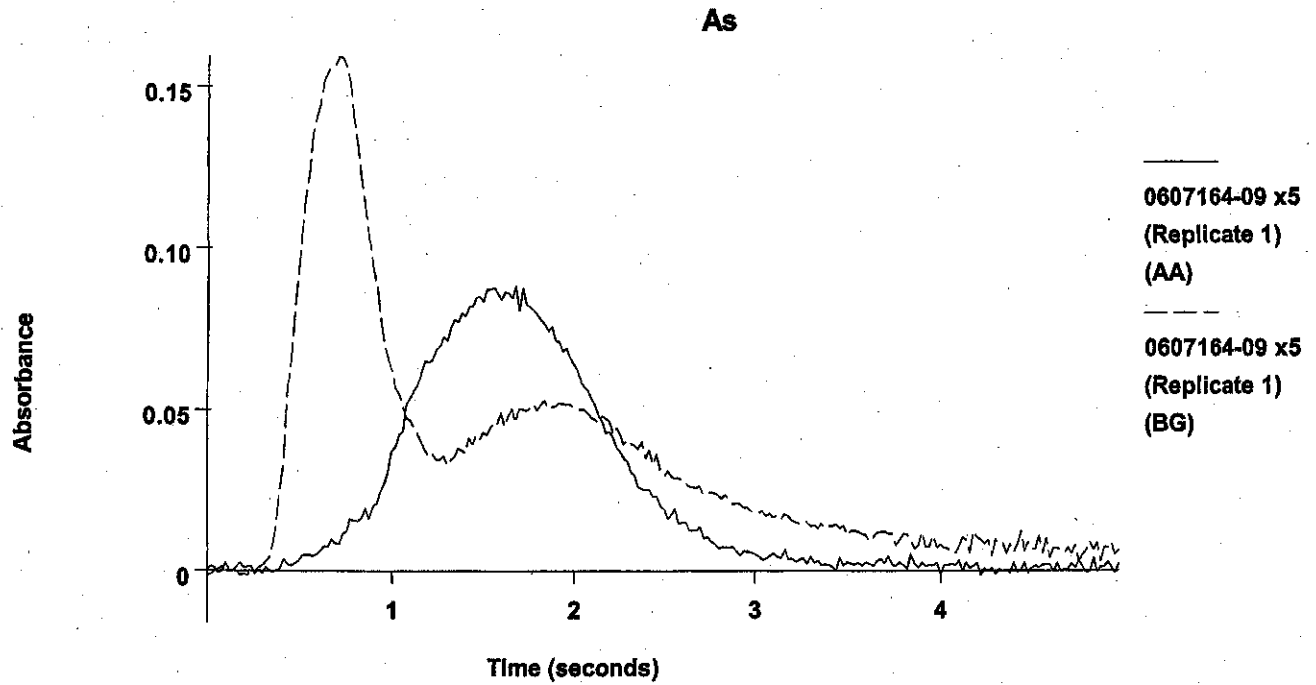
0607164-08 x5
(Replicate 1)
(AA)

0607164-08 x5
(Replicate 1)
(BG)

2	17.3	17.3	0.0641	0.0636	0.0696	0.1414	0.1480	11:00:29	Yes
Mean:	17.2	17.2	0.0636						
SD :	0.17	0.17	0.0006						
%RSD:	0.98	0.98	0.98						

=====
 Element: As Seq. No.: 251 AS Loc.: 57 Date: 07/15/2006
 Sample ID: 0607164-09 x5
 µL dispensed: 10 from 148, 5 from 147, 15 from 57
 =====

Repl #	SampleConc µg/L	StndConc µg/L	BlkCorr Signal	Peak Area	Peak Height	Bkgnd Area	Bkgnd Height	Time	Peak Stored
1	29.6	29.6	0.1097	0.1093	0.0882	0.1676	0.1595	11:03:18	Yes

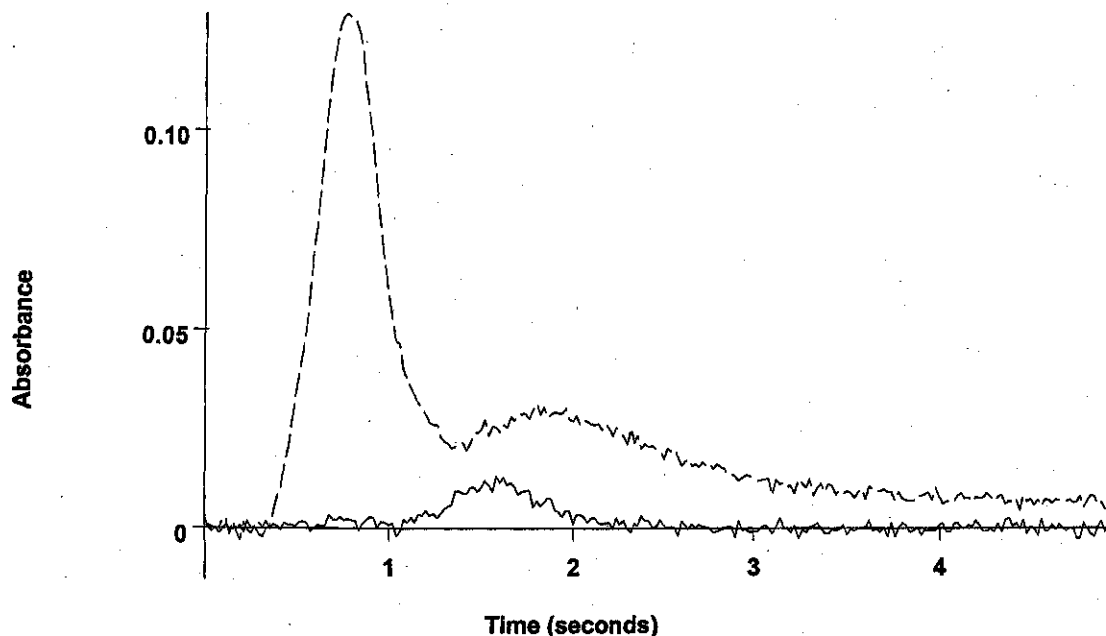


2	28.8	28.8	0.1067	0.1063	0.1014	0.1463	0.1533	11:06:09	Yes
Mean:	29.2	29.2	0.1082						
SD :	0.58	0.58	0.0021						
%RSD:	1.98	1.98	1.98						

=====
 Element: As Seq. No.: 252 AS Loc.: 58 Date: 07/15/2006
 Sample ID: 0607164-10 x5
 µL dispensed: 10 from 148, 5 from 147, 15 from 58
 =====

Repl #	SampleConc µg/L	StdConc µg/L	BlnkCorr Signal	Peak Area	Peak Height	Bkgnd Area	Bkgnd Height	Time	Peak Stored
1	2.3	2.3	0.0083	0.0079	0.0131	0.1140	0.1292	11:08:58	Yes

As



0607164-10 x5
(Replicate 1)
(AA)

0607164-10 x5
(Replicate 1)
(BG)

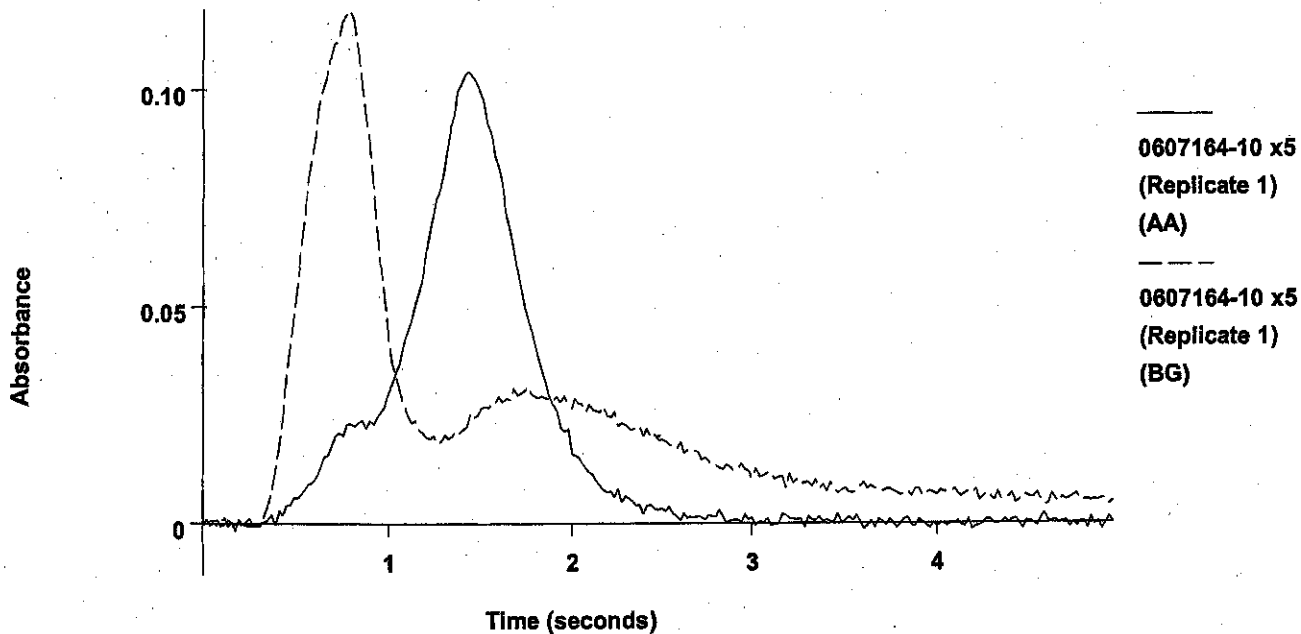
2	2.5	2.5	0.0090	0.0086	0.0122	0.1146	0.1226	11:11:48	Yes
Mean:	2.4	2.4	0.0087						
SD :	0.14	0.14	0.0005						
%RSD:	5.96	5.96	6.02						

Handwritten signature

=====
 Element: As Seq. No.: 253 AS Loc.: 58 Date: 07/15/2006
 Sample ID: 0607164-10 x5
 µL dispensed: 4 from 148, 5 from 147, 6 from 131, 15 from 58
 =====

Repl #	SampleConc µg/L	StndConc µg/L	BlkCorr Signal	Peak Area	Peak Height	Bkgnd Area	Bkgnd Height	Time	Peak Stored
1	20.9	20.9	0.0775	0.0771	0.1044	0.1088	0.1186	11:14:48	Yes

As



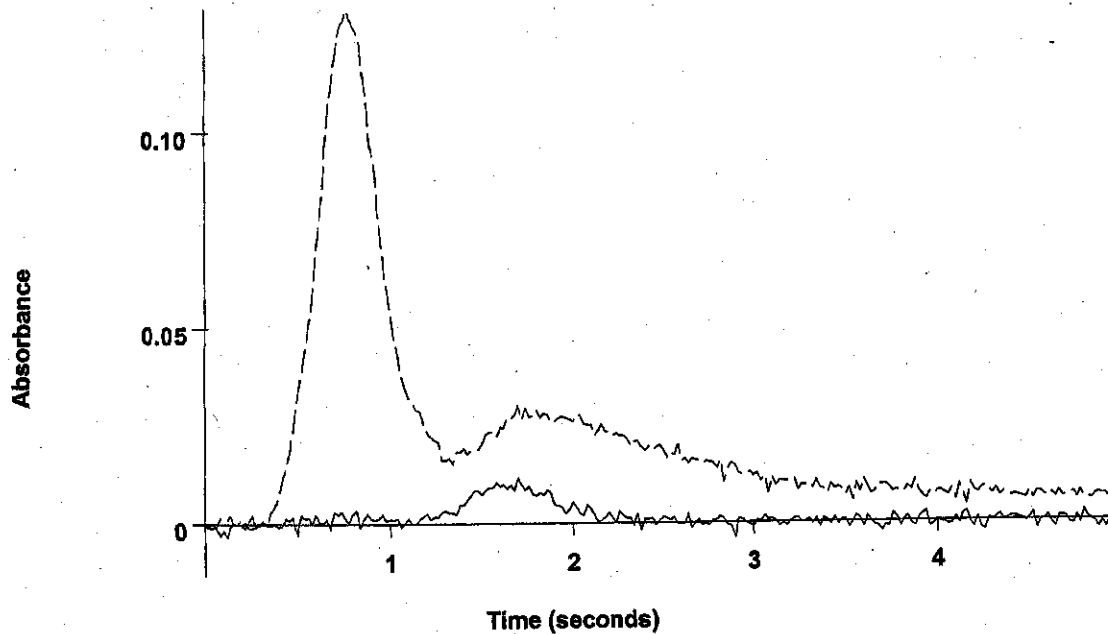
2	21.1	21.1	0.0781	0.0777	0.1117	0.1211	0.1329	11:17:47	Yes
Mean:	21.0	21.0	0.0778						
SD :	0.11	0.11	0.0004						
%RSD:	0.55	0.55	0.55						

Recovery for As = 93.2 % within 85 % to 115 %

=====
 Element: As Seq. No.: 254 AS Loc.: 59 Date: 07/15/2006
 Sample ID: BG61321-dup1 x5
 µL dispensed: 10 from 148, 5 from 147, 15 from 59
 =====

Repl #	SampleConc µg/L	StndConc µg/L	Blncorr Signal	Peak Area	Peak Height	Bkgnd Area	Bkgnd Height	Time	Peak Stored
1	2.0	2.0	0.0072	0.0068	0.0117	0.1082	0.1316	11:20:36	Yes

As



 BG61321-dup1 x5
 (Replicate 1)
 (AA)

 BG61321-dup1 x5
 (Replicate 1)
 (BG)

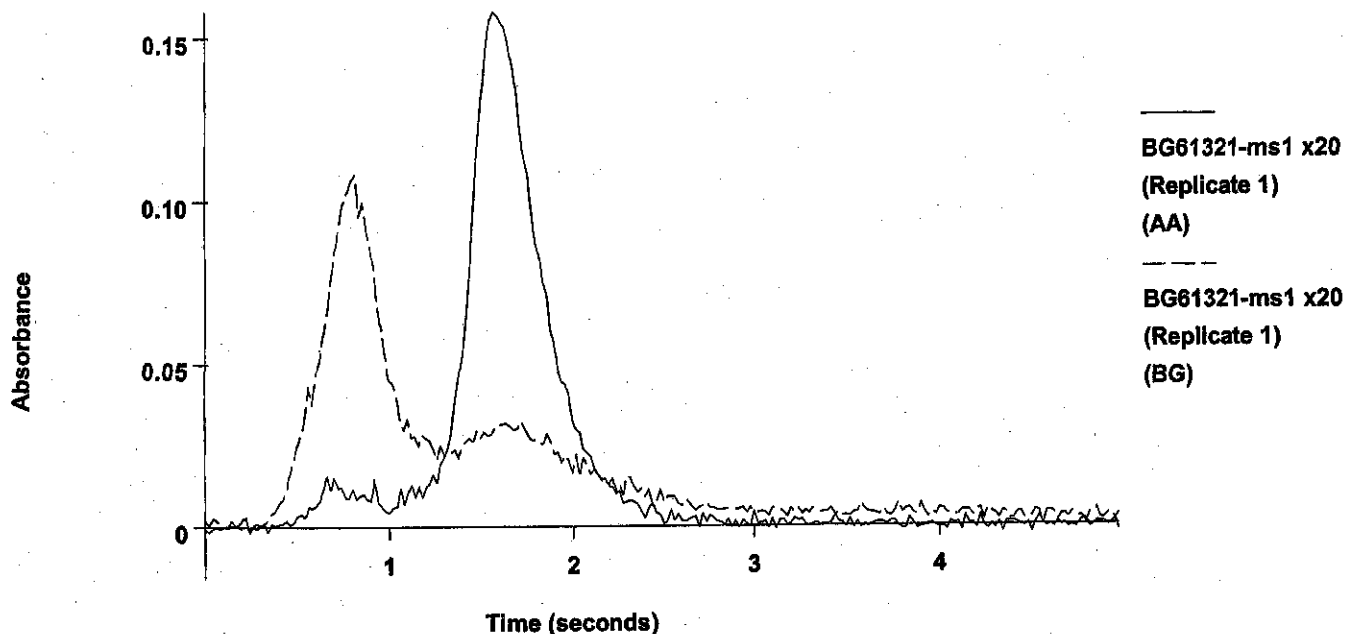
2	1.7	1.7	0.0060	0.0056	0.0085	0.0861	0.0966	11:23:25	Yes
Mean:	1.8	1.8	0.0066						
SD :	0.23	0.23	0.0008						
%RSD:	12.5	12.5	12.72						

Handwritten initials

 Element: As Seq. No.: 255 AS Loc.: 60 Date: 07/15/2006
 Sample ID: BG61321-ms1 x20
 µL dispensed: 10 from 148, 5 from 147, 15 from 60

Repl #	SampleConc µg/L	StndConc µg/L	Blncorr Signal	Peak Area	Peak Height	Bkgnd Area	Bkgnd Height	Time	Peak Stored
1	21.9	21.9	0.0810	0.0806	0.1580	0.0828	0.1084	11:26:14	Yes

As

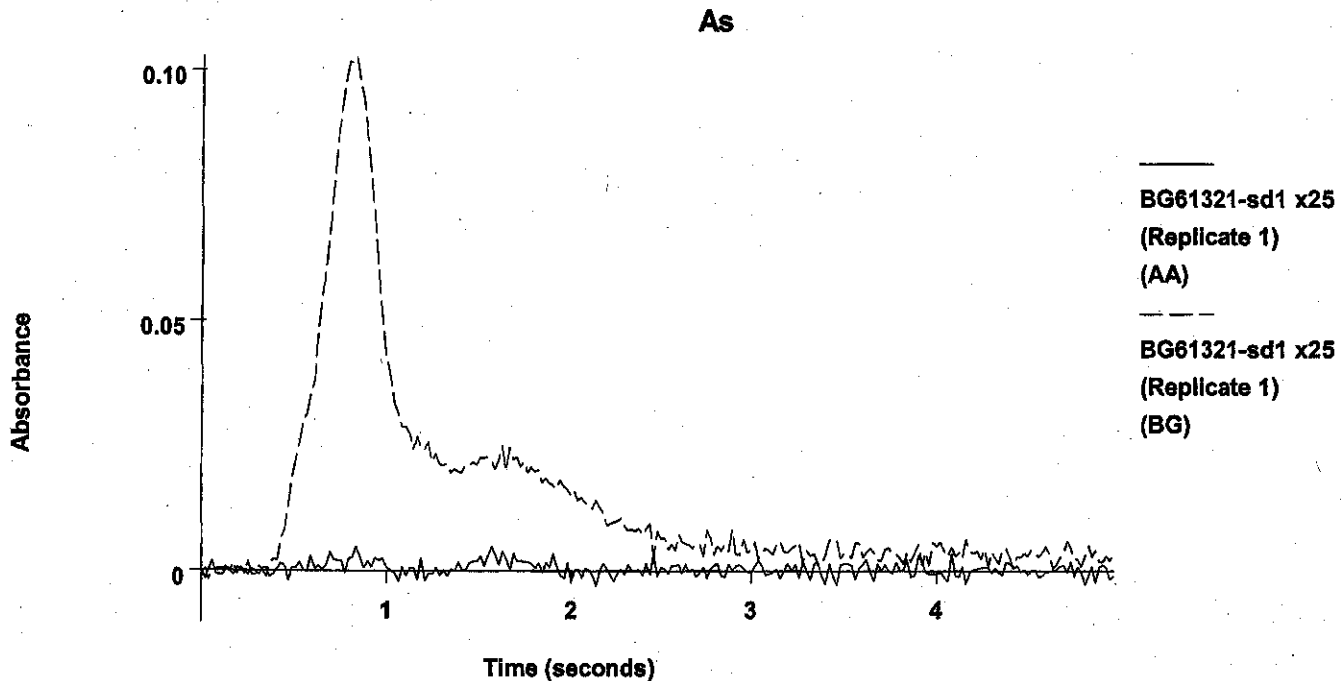


2	22.0	22.0	0.0814	0.0810	0.1650	0.0822	0.1055	11:29:04	Yes
Mean:	21.9	21.9	0.0812						
SD :	0.09	0.09	0.0003						
%RSD:	0.39	0.39	0.39						

(Handwritten signature)

=====
 Element: As Seq. No.: 256 AS Loc.: 61 Date: 07/15/2006
 Sample ID: BG61321-sd1 x25
 µL dispensed: 10 from 148, 5 from 147, 15 from 61
 =====

Repl #	SampleConc µg/L	StndConc µg/L	BlnkCorr Signal	Peak Area	Peak Height	Bkgnd Area	Bkgnd Height	Time	Peak Stored
1	0.7	0.7	0.0025	0.0021	0.0049	0.0712	0.1027	11:31:54	Yes

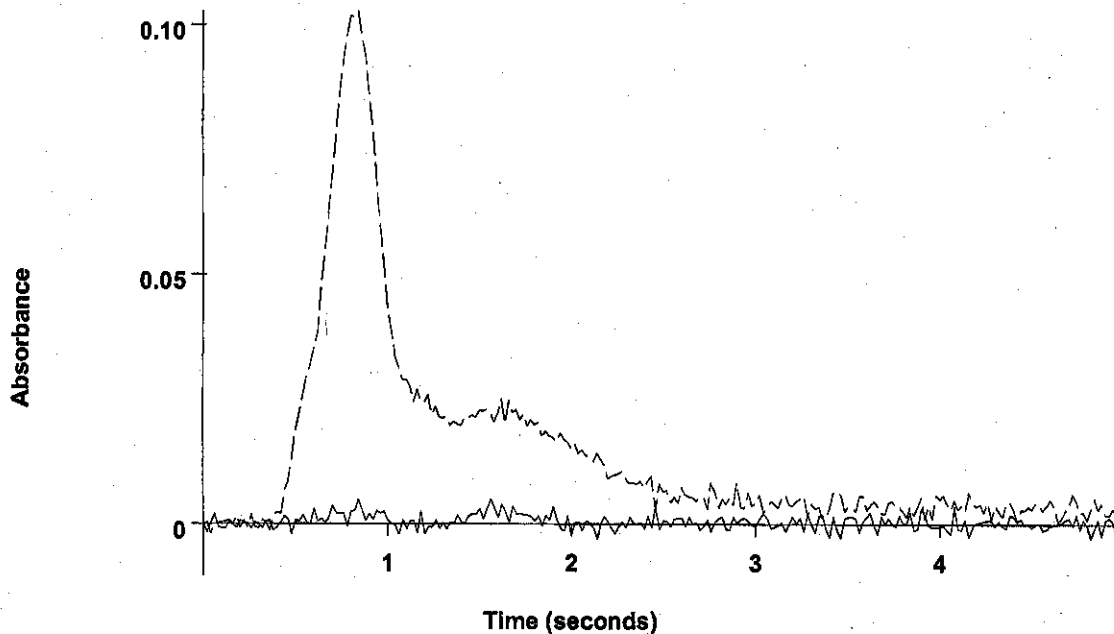


2	0.9	0.9	0.0031	0.0027	0.0038	0.0741	0.1097	11:34:44	Yes
Mean:	0.8	0.8	0.0028						
SD :	0.12	0.12	0.0005						
%RSD:	15.8	15.8	16.29						

=====
 Element: As Seq. No.: 257 AS Loc.: 62 Date: 07/15/2006
 Sample ID: BG61341-blk1
 µL dispensed: 10 from 148, 5 from 147, 15 from 62
 =====

Repl #	SampleConc µg/L	StndConc µg/L	BlnkCorr Signal	Peak Area	Peak Height	Bkgnd Area	Bkgnd Height	Time	Peak Stored
1	0.6	0.6	0.0020	0.0016	0.0043	0.0753	0.1073	11:37:33	Yes

As



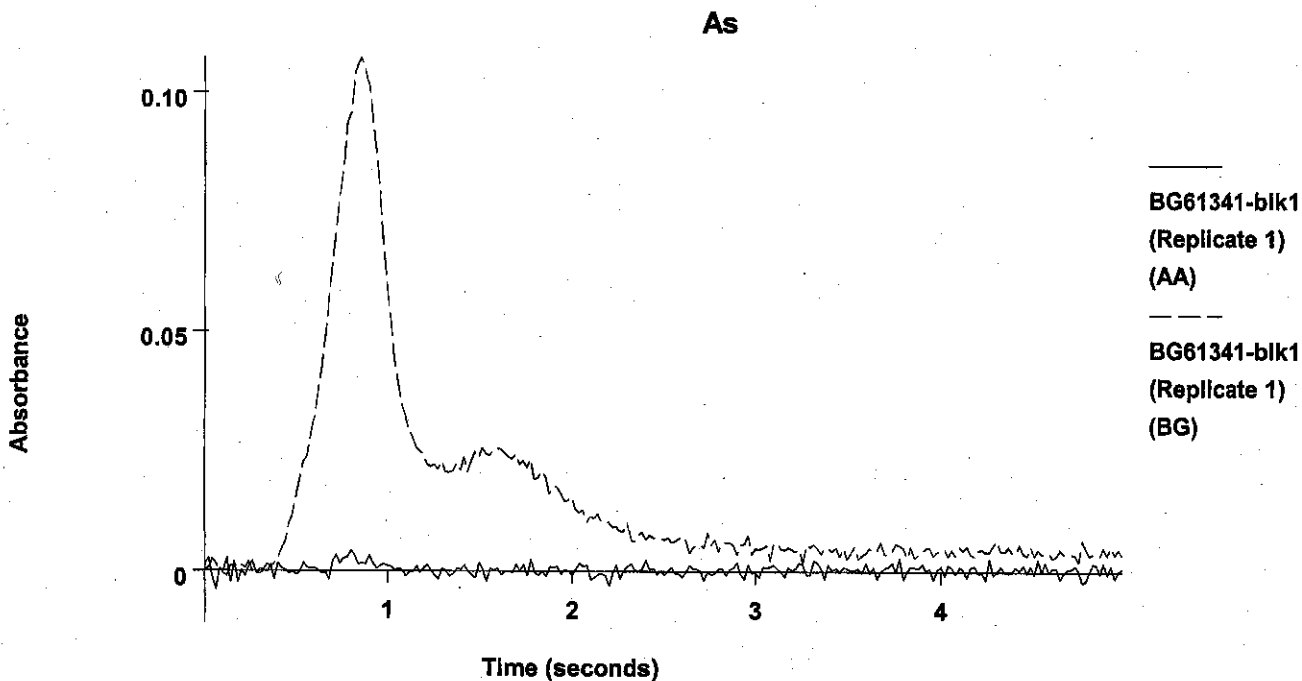
 BG61321-sd1 x25
 (Replicate 1)
 (AA)

 BG61321-sd1 x25
 (Replicate 1)
 (BG)

2	0.9	0.9	0.0031	0.0027	0.0038	0.0741	0.1097	11:34:44	Yes
Mean:	0.8	0.8	0.0028						
SD :	0.12	0.12	0.0005						
%RSD:	15.8	15.8	16.29						

=====
 Element: As Seq. No.: 257 AS Loc.: 62 Date: 07/15/2006
 Sample ID: BG61341-blk1
 µL dispensed: 10 from 148, 5 from 147, 15 from 62
 =====

Repl #	SampleConc µg/L	StndConc µg/L	BlnkCorr Signal	Peak Area	Peak Height	Bkgnd Area	Bkgnd Height	Time	Peak Stored
1	0.6	0.6	0.0020	0.0016	0.0043	0.0753	0.1073	11:37:33	Yes

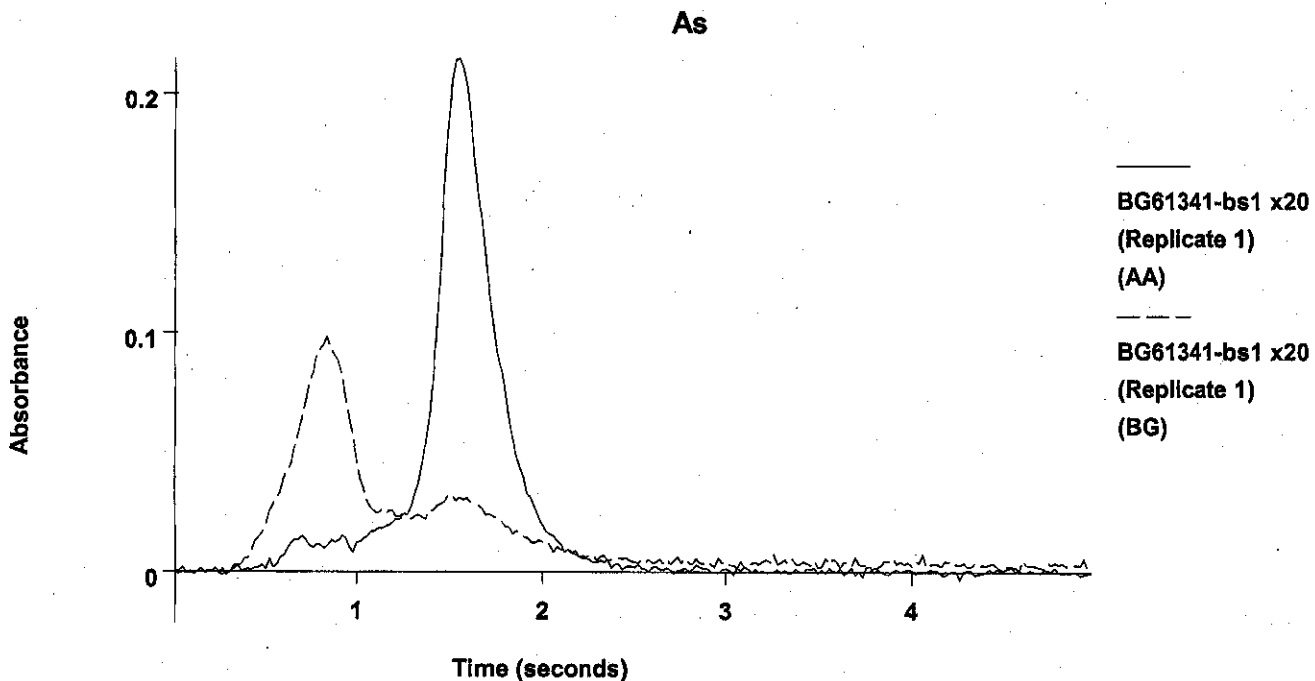


2	0.6	0.6	0.0023	0.0019	0.0054	0.0697	0.0953	11:40:23	Yes
Mean:	0.6	0.6	0.0022						
SD :	0.05	0.05	0.0002						
%RSD:	8.99	8.99	9.39						

PD

=====
 Element: As Seq. No.: 258 AS Loc.: 63 Date: 07/15/2006
 Sample ID: BG61341-bs1 x20
 µL dispensed: 10 from 148, 5 from 147, 15 from 63
 =====

Repl #	SampleConc µg/L	StdConc µg/L	BlkCorr Signal	Peak Area	Peak Height	Bkgnd Area	Bkgnd Height	Time	Peak Stored
1	23.9	23.9	0.0885	0.0881	0.2148	0.0709	0.0984	11:43:13	Yes



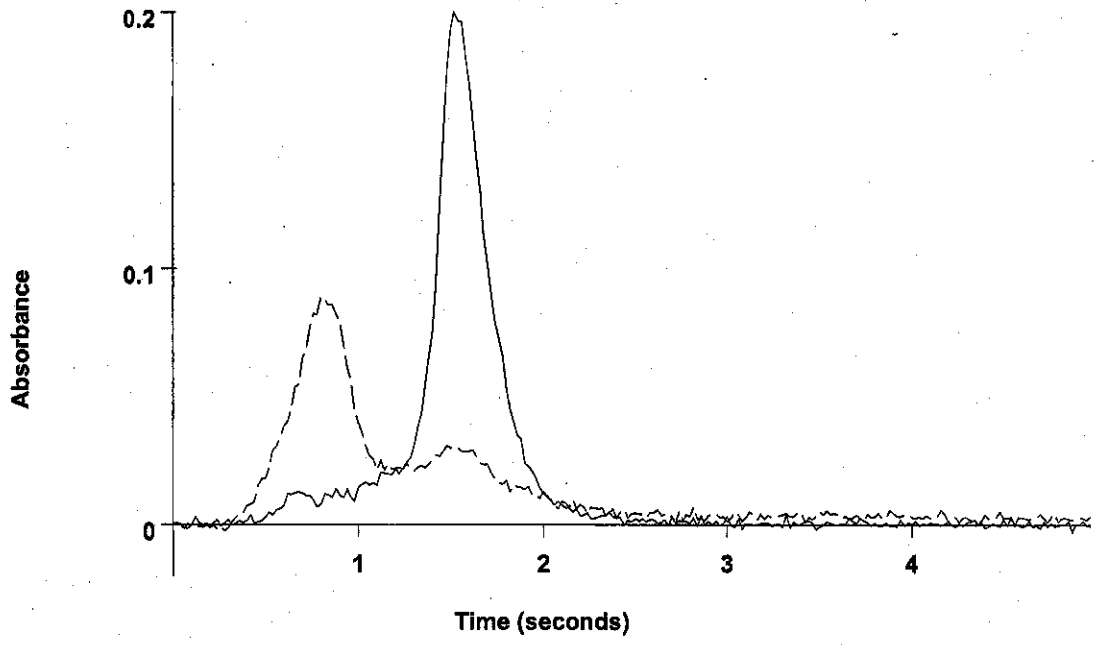
2	23.7	23.7	0.0876	0.0872	0.2149	0.0697	0.0928	11:46:03	Yes
Mean:	23.8	23.8	0.0881						
SD :	0.16	0.16	0.0006						
%RSD:	0.69	0.69	0.69						

955

=====
 Element: As Seq. No.: 259 AS Loc.: 64 Date: 07/15/2006
 Sample ID: BG61341-bsd1 x20
 µL dispensed: 10 from 148, 5 from 147, 15 from 64
 =====

Repl #	SampleConc µg/L	StndConc µg/L	BlnkCorr Signal	Peak Area	Peak Height	Bkgnd Area	Bkgnd Height	Time	Peak Stored
1	21.7	21.7	0.0803	0.0799	0.2002	0.0650	0.0889	11:48:53	Yes

As



 BG61341-bsd1 x20
 (Replicate 1)
 (AA)

 BG61341-bsd1 x20
 (Replicate 1)
 (BG)

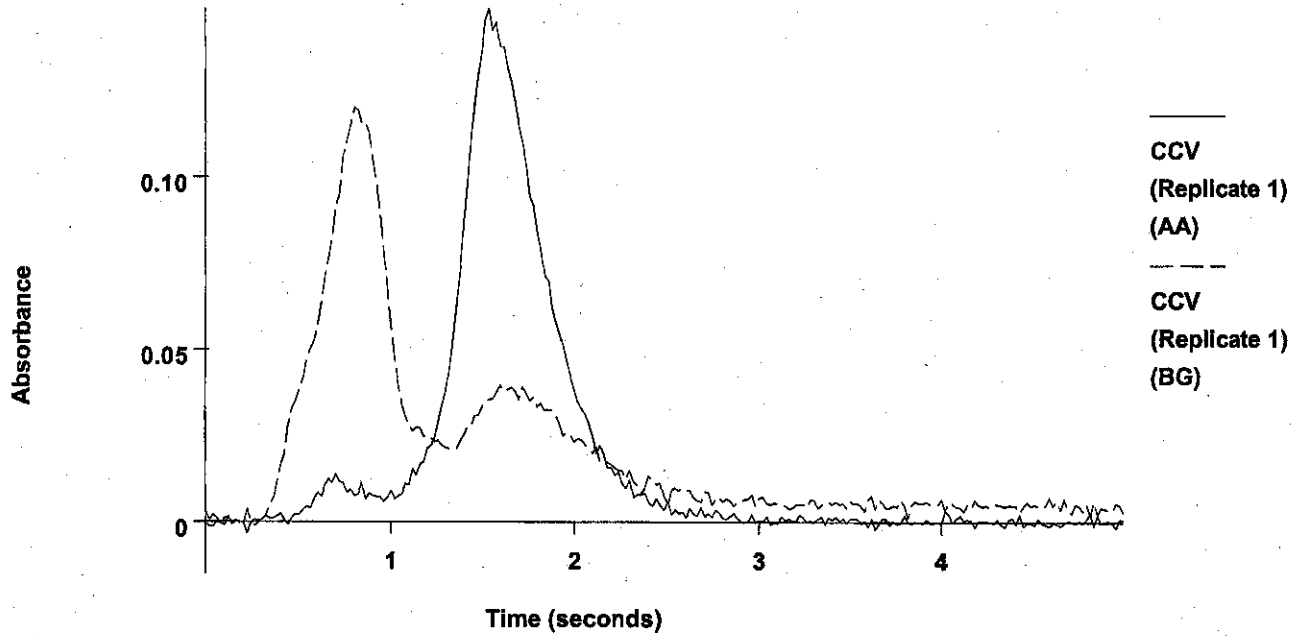
2	21.7	21.7	0.0805	0.0801	0.1837	0.0798	0.1040	11:51:44	Yes
Mean:	21.7	21.7	0.0804						
SD :	0.03	0.03	0.0001						
%RSD:	0.14	0.14	0.14						

(Handwritten signature/initials)

=====
 Element: As Seq. No.: 260 AS Loc.: 126 Date: 07/15/2006
 Sample ID: CCV
 µL dispensed: 10 from 148, 5 from 147, 15 from 126

Repl #	SampleConc µg/L	StndConc µg/L	BlnkCorr Signal	Peak Area	Peak Height	Bkgnd Area	Bkgnd Height	Time	Peak Stored
1	23.2	23.2	0.0858	0.0854	0.1490	0.0985	0.1202	11:54:36	Yes

As



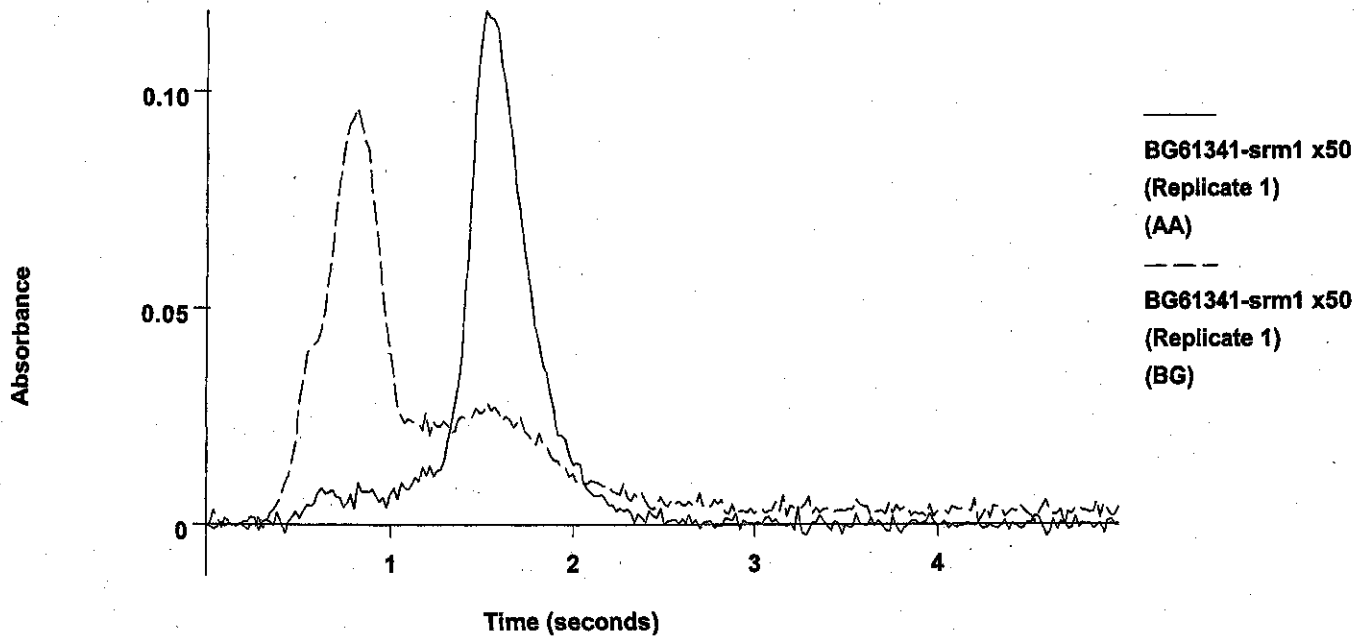
2	23.4	23.4	0.0868	0.0864	0.1353	0.1010	0.1239	11:57:29	Yes
Mean:	23.3	23.3	0.0863						
SD :	0.20	0.20	0.0007						
%RSD:	0.84	0.84	0.84						

QC value within specified limits.

=====
 Element: As Seq. No.: 261 AS Loc.: 148 Date: 07/15/2006
 Sample ID: ICB/CCB
 µL dispensed: 10 from 148, 5 from 147, 15 from 148
 =====

Repl #	SampleConc µg/L	StndConc µg/L	BlkCorr Signal	Peak Area	Peak Height	Bkgnd Area	Bkgnd Height	Time	Peak Stored
1	0.0	0.0	-0.0002	-0.0006	0.0044	0.0286	0.0473	12:00:19	Yes

As



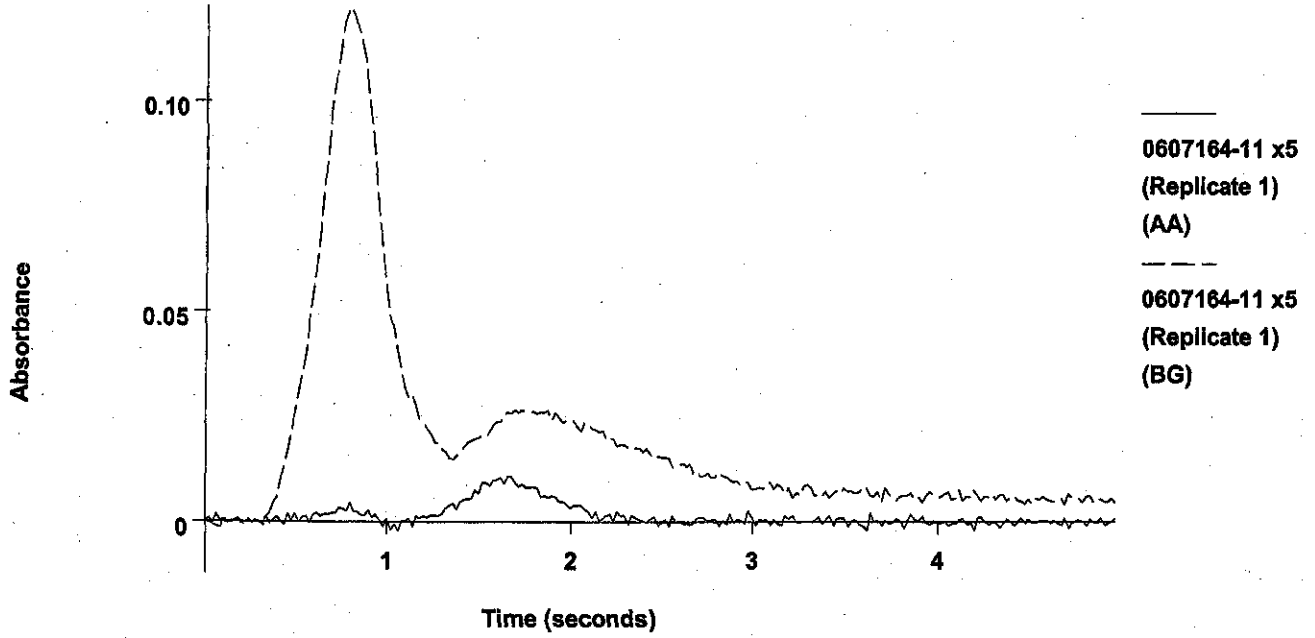
2	14.6	14.6	0.0542	0.0538	0.1186	0.0706	0.0993	12:08:48	Yes
Mean:	14.4	14.4	0.0534						
SD :	0.30	0.30	0.0011						
%RSD:	2.09	2.09	2.09						

Handwritten signature

=====
 Element: As Seq. No.: 263 AS Loc.: 66 Date: 07/15/2006
 Sample ID: 0607164-11 x5
 µL dispensed: 10 from 148, 5 from 147, 15 from 66
 =====

Repl #	SampleConc µg/L	StdConc µg/L	BlnkCorr Signal	Peak Area	Peak Height	Bkgnd Area	Bkgnd Height	Time	Peak Stored
1	2.0	2.0	0.0073	0.0069	0.0108	0.0971	0.1225	12:11:38	Yes

As

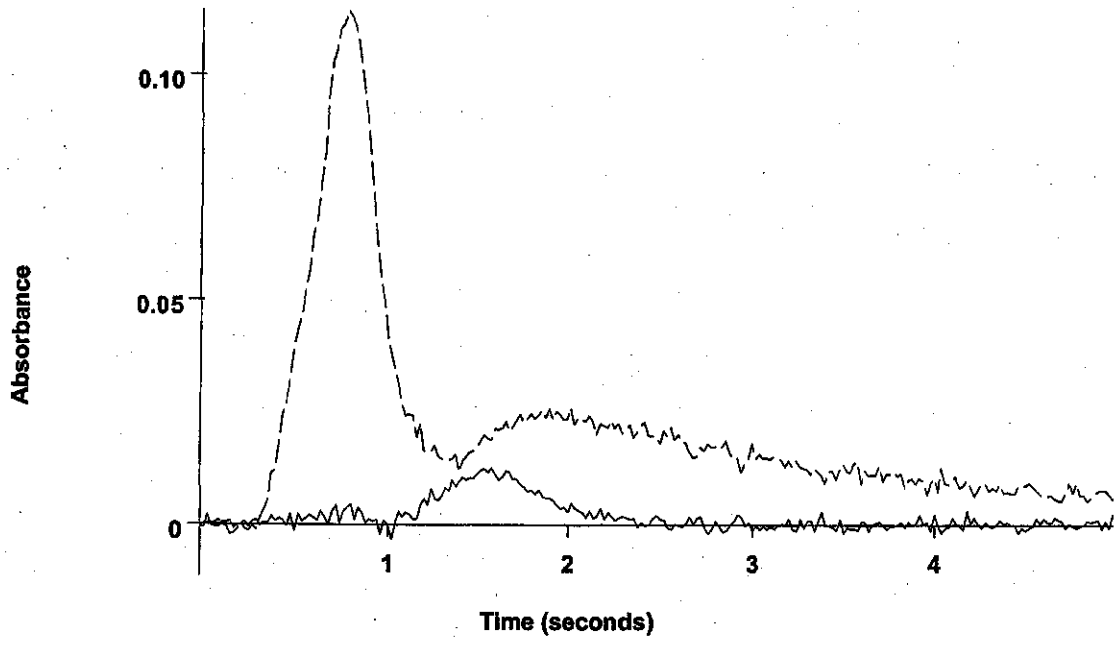


2	2.0	2.0	0.0073	0.0069	0.0119	0.0980	1205	12:14:29	Yes
Mean:	2.0	2.0	0.0073						
SD :	0.01	0.01	0.0000						
%RSD:	0.49	0.49	0.50						

=====
 Element: As Seq. No.: 264 AS Loc.: 67 Date: 07/15/2006
 Sample ID: 0607164-12 x5
 µL dispensed: 10 from 148, 5 from 147, 15 from 67
 =====

Repl #	SampleConc µg/L	StdConc µg/L	BlkCorr Signal	Peak Area	Peak Height	Bkgnd Area	Bkgnd Height	Time	Peak Stored
1	2.7	2.7	0.0098	0.0094	0.0127	0.1048	0.1144	12:17:19	Yes

As



 0607164-12 x5
 (Replicate 1)
 (AA)

 0607164-12 x5
 (Replicate 1)
 (BG)

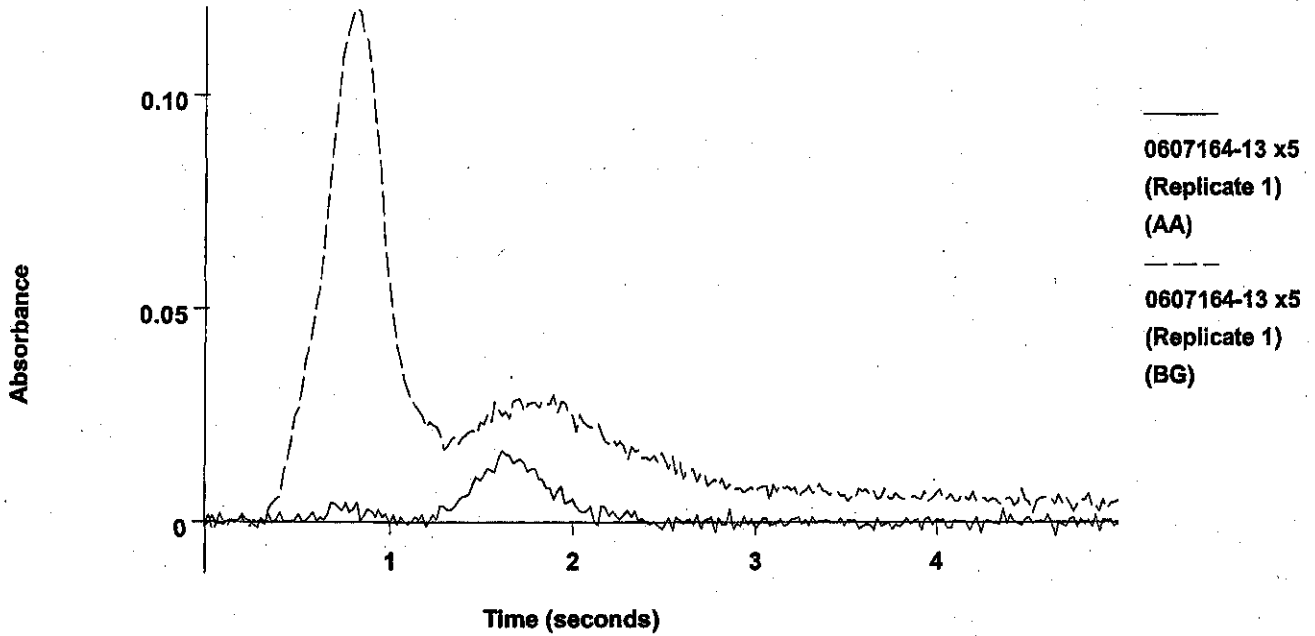
2	2.5	2.5	0.0093	0.0088	0.0128	0.1060	0.1165	12:20:09	Yes
Mean:	2.6	2.6	0.0095						
SD :	0.10	0.10	0.0004						
%RSD:	4.02	4.02	4.06						

Handwritten signature

=====
 Element: As Seq. No.: 265 AS Loc.: 68 Date: 07/15/2006
 Sample ID: 0607164-13 x5
 µL dispensed: 10 from 148, 5 from 147, 15 from 68

Repl #	SampleConc µg/L	StdConc µg/L	BlkCorr Signal	Peak Area	Peak Height	Bkgnd Area	Bkgnd Height	Time	Peak Stored
1	2.6	2.6	0.0094	0.0090	0.0168	0.0962	0.1204	12:23:00	Yes

As



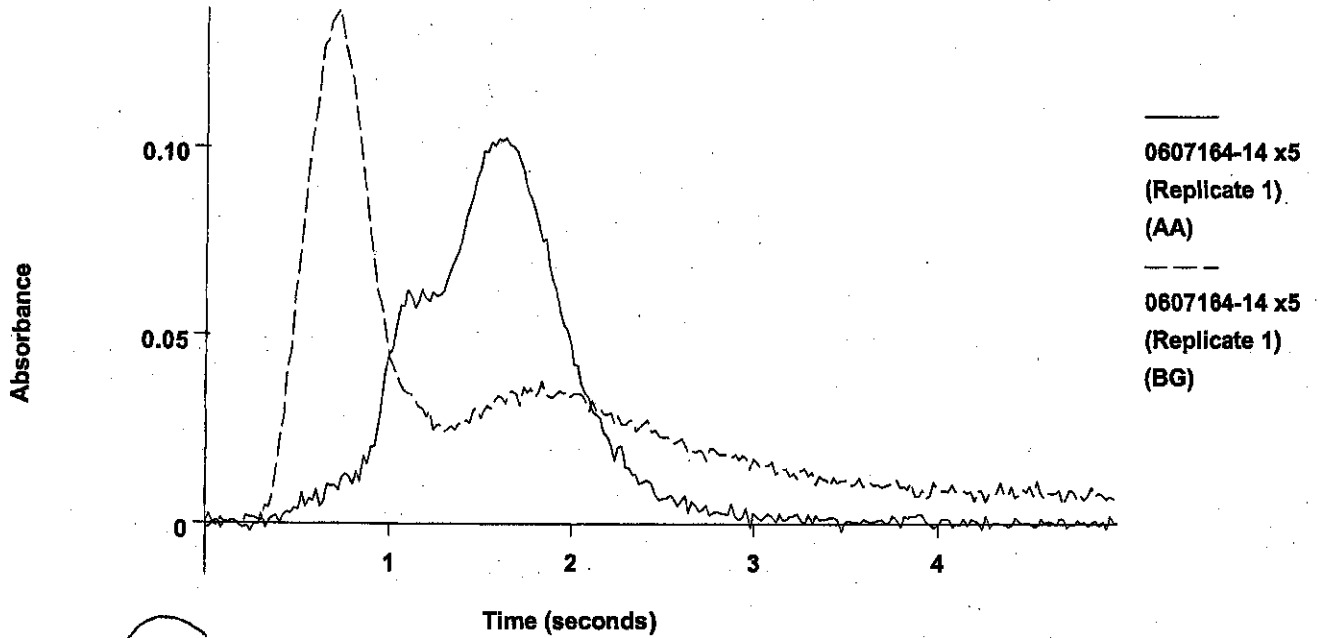
2	2.8	2.8	0.0102	0.0098	0.0159	0.0962	0.1183	12:25:52	Yes
Mean:	2.7	2.7	0.0098						
SD :	0.16	0.16	0.0006						
%RSD:	5.90	5.90	5.96						

Handwritten signature

=====
 Element: As Seq. No.: 266 AS Loc.: 69 Date: 07/15/2006
 Sample ID: 0607164-14 x5
 µL dispensed: 10 from 148, 5 from 147, 15 from 69
 =====

Repl #	SampleConc µg/L	StndConc µg/L	BlnkCorr Signal	Peak Area	Peak Height	Bkgnd Area	Bkgnd Height	Time	Peak Stored
1	26.3	26.3	0.0974	0.0970	0.1025	0.1318	0.1366	12:28:43	Yes

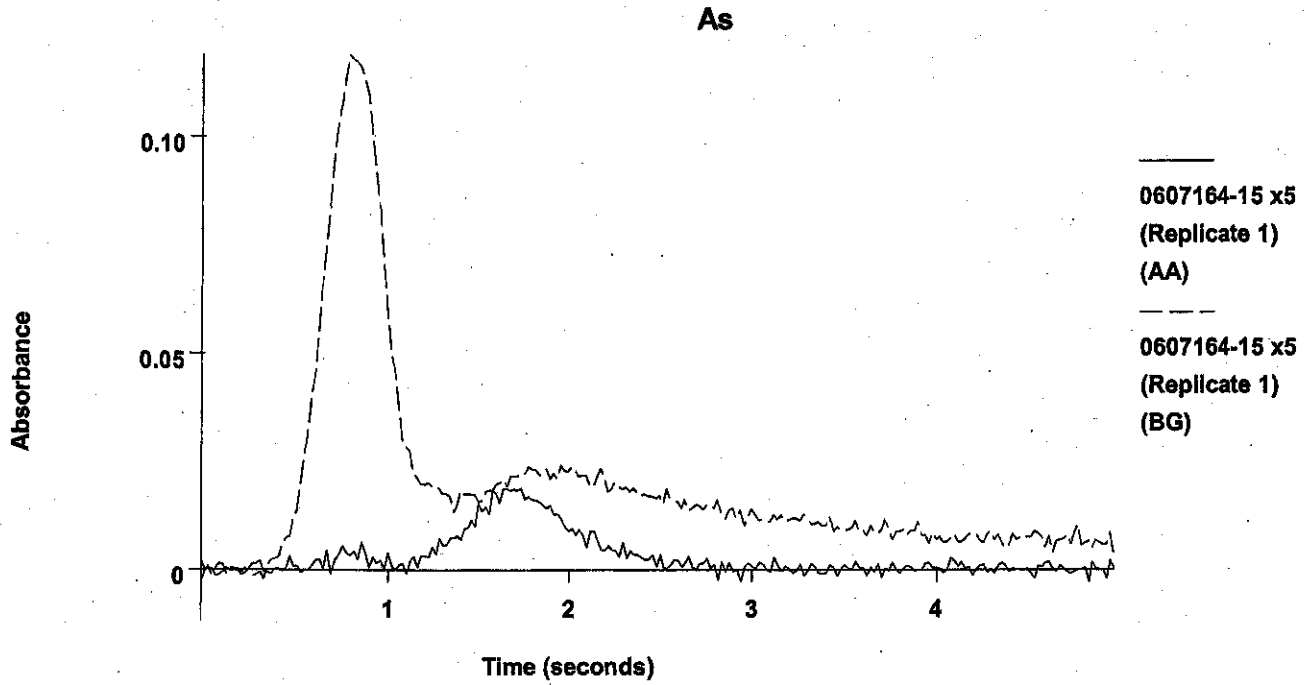
As



2	26.5	26.5	0.0983	0.0978	0.1170	0.1099	0.1201	12:31:34	Yes
Mean:	26.4	26.4	0.0978						
SD :	0.17	0.17	0.0006						
%RSD:	0.62	0.62	0.63						

=====
 Element: As Seq. No.: 267 AS Loc.: 70 Date: 07/15/2006
 Sample ID: 0607164-15 x5
 µL dispensed: 10 from 148, 5 from 147, 15 from 70
 =====

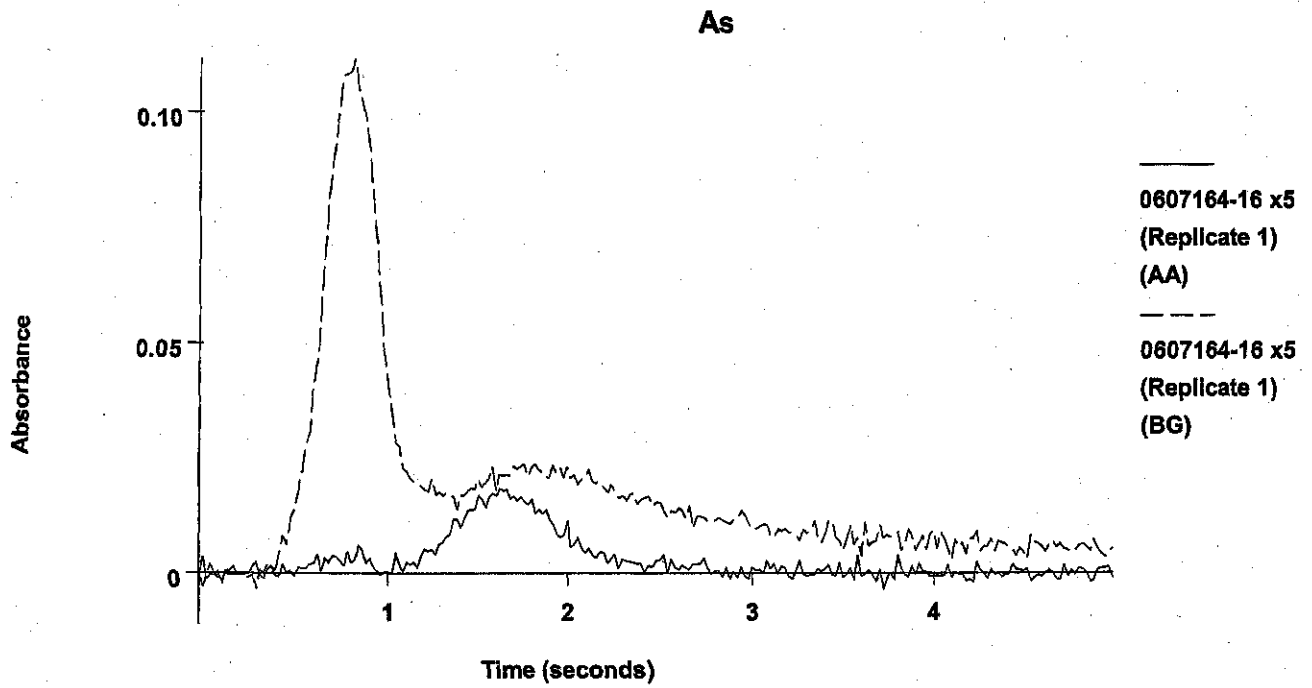
Repl #	SampleConc µg/L	StndConc µg/L	BlkCorr Signal	Peak Area	Peak Height	Bkgnd Area	Bkgnd Height	Time	Peak Stored
1	4.2	4.2	0.0156	0.0152	0.0190	0.0968	0.1190	12:34:25	Yes



2	4.3	4.3	0.0159	0.0155	0.0190	0.0950	0.1143	12:37:17	Yes
Mean:	4.3	4.3	0.0157						
SD :	0.05	0.05	0.0002						
%RSD:	1.05	1.05	1.06						

=====
 Element: As Seq. No.: 268 AS Loc.: 71 Date: 07/15/2006
 Sample ID: 0607164-16 x5
 µL dispensed: 10 from 148, 5 from 147, 15 from 71
 =====

Repl #	SampleConc µg/L	StndConc µg/L	Blncorr Signal	Peak Area	Peak Height	Bkgnd Area	Bkgnd Height	Time	Peak Stored
1	4.0	4.0	0.0146	0.0142	0.0184	0.0870	0.1116	12:40:08	Yes

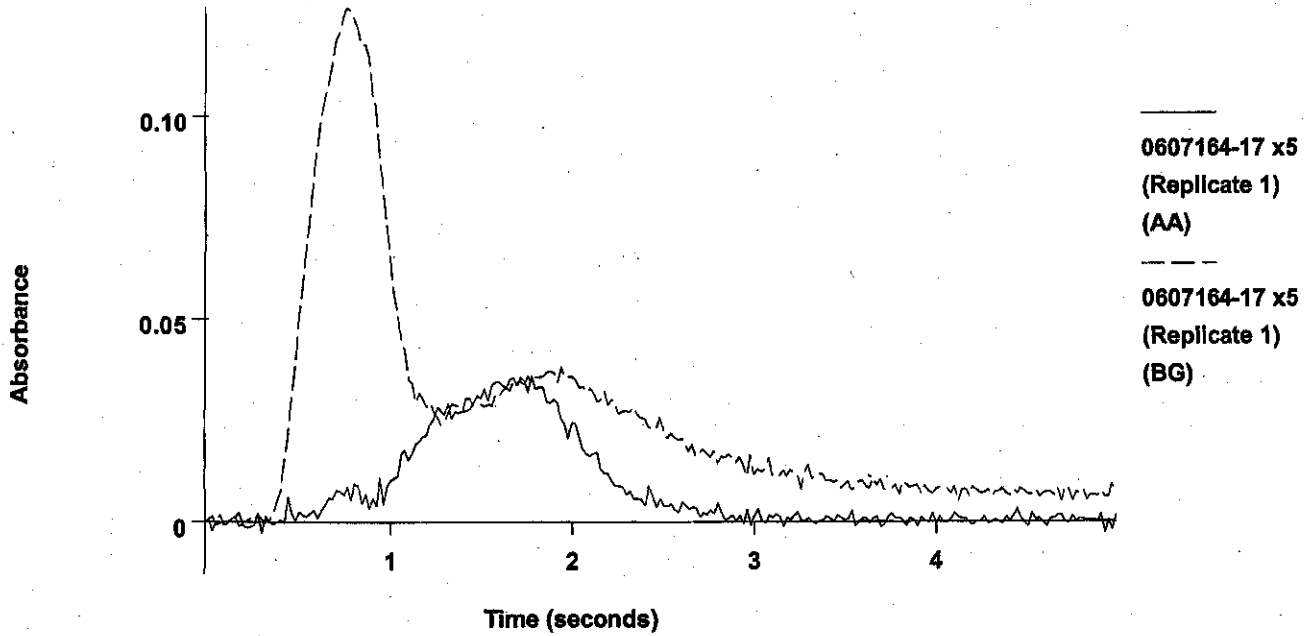


2	4.4	4.4	0.0163	0.0159	0.0194	0.0912	0.1102	12:42:59	Yes
Mean:	4.2	4.2	0.0154						
SD :	0.33	0.33	0.0012						
%RSD:	7.78	7.78	7.83						

=====
 Element: As Seq. No.: 269 AS Loc.: 72 Date: 07/15/2006
 Sample ID: 0607164-17 x5
 µL dispensed: 10 from 148, 5 from 147, 15 from 72
 =====

Repl #	SampleConc µg/L	StndConc µg/L	BlkCorr Signal	Peak Area	Peak Height	Bkgnd Area	Bkgnd Height	Time	Peak Stored
1	10.4	10.4	0.0384	0.0380	0.0361	0.1274	0.1268	12:45:50	Yes

As



 0607164-17 x5
 (Replicate 1)
 (AA)

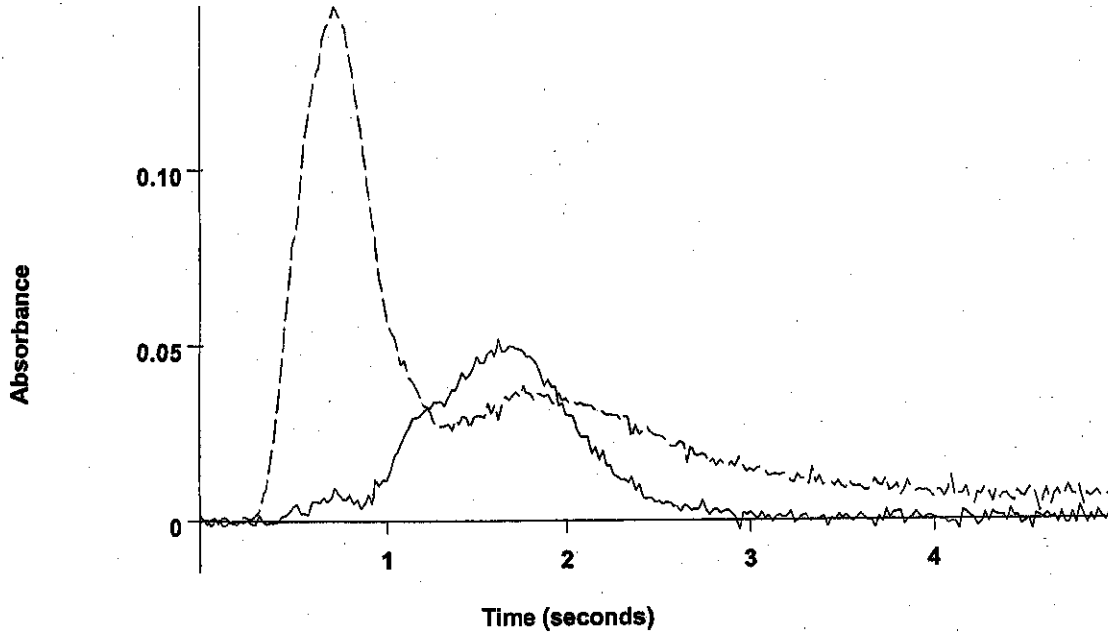
 0607164-17 x5
 (Replicate 1)
 (BG)

2	10.6	10.6	0.0391	0.0387	0.0412	0.1285	0.1409	12:48:42	Yes
Mean:	10.5	10.5	0.0388						
SD :	0.13	0.13	0.0005						
%RSD:	1.27	1.27	1.28						

=====
 Element: As Seq. No.: 270 AS Loc.: 73 Date: 07/15/2006
 Sample ID: 0607164-18 x5
 µL dispensed: 10 from 148, 5 from 147, 15 from 73
 =====

Repl #	SampleConc µg/L	StndConc µg/L	BlkCorr Signal	Peak Area	Peak Height	Bkgnd Area	Bkgnd Height	Time	Peak Stored
1	14.1	14.1	0.0522	0.0518	0.0519	0.1391	0.1467	12:51:33	Yes

As



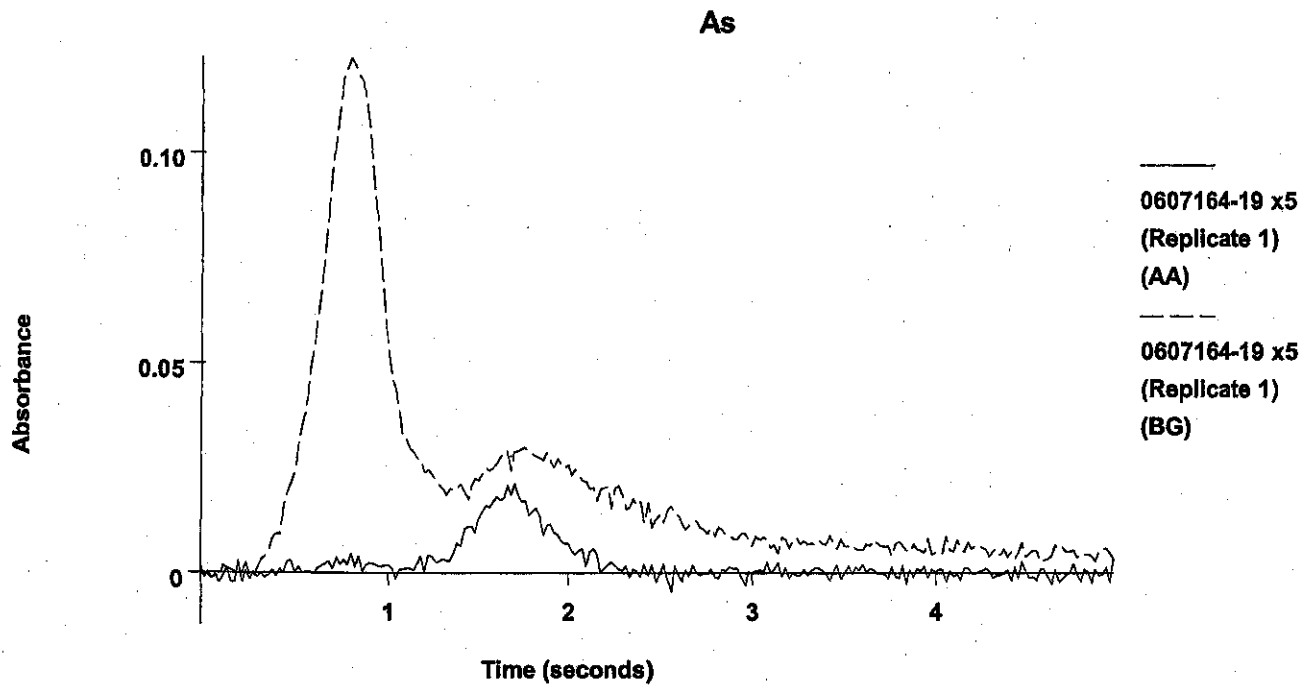
0607164-18 x5
(Replicate 1)
(AA)

0607164-18 x5
(Replicate 1)
(BG)

2	14.5	14.5	0.0536	0.0532	0.0583	0.1398	0.1475	12:54:23	Yes
Mean:	14.3	14.3	0.0529						
SD :	0.27	0.27	0.0010						
%RSD:	1.91	1.91							

=====
 Element: As Seq. No.: 271 AS Loc.: 74 Date: 07/15/2006
 Sample ID: 0607164-19 x5
 µL dispensed: 10 from 148, 5 from 147, 15 from 74
 =====

Repl #	SampleConc µg/L	StndConc µg/L	BlkCorr Signal	Peak Area	Peak Height	Bkgnd Area	Bkgnd Height	Time	Peak Stored
1	3.2	3.2	0.0118	0.0114	0.0213	0.0976	0.1225	12:57:13	Yes



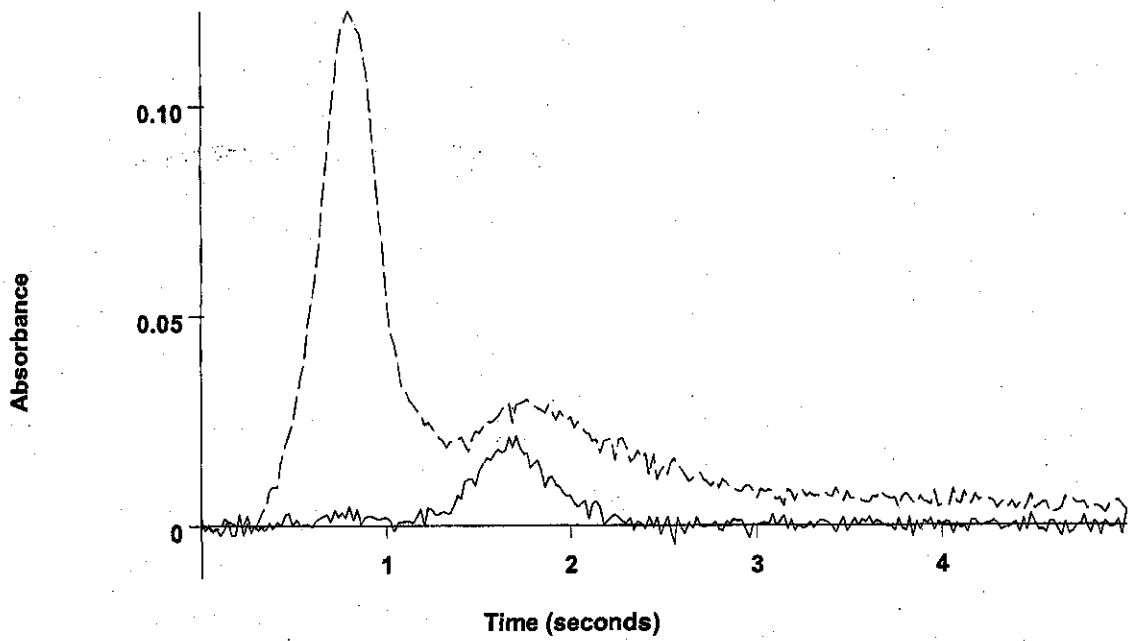
2	3.1	3.1	0.0115	0.0111	0.0198	0.0923	0.1176	01:00:04	Yes
Mean:	3.2	3.2	0.0117						
SD :	0.05	0.05	0.0002						
%RSD:	1.67	1.67	1.69						

Handwritten mark

=====
 Element: As Seq. No.: 272 AS Loc.: 126 Date: 07/15/2006
 Sample ID: CCV
 µL dispensed: 10 from 148, 5 from 147, 15 from 126
 =====

Repl #	SampleConc µg/L	StndConc µg/L	BlkCorr Signal	Peak Area	Peak Height	Bkgnd Area	Bkgnd Height	Time	Peak Stored
1	22.8	22.8	0.0845	0.0841	0.1497	0.0909	0.1142	01:02:55	Yes

As



0607164-19 x5
(Replicate 1)
(AA)

0607164-19 x5
(Replicate 1)
(BG)

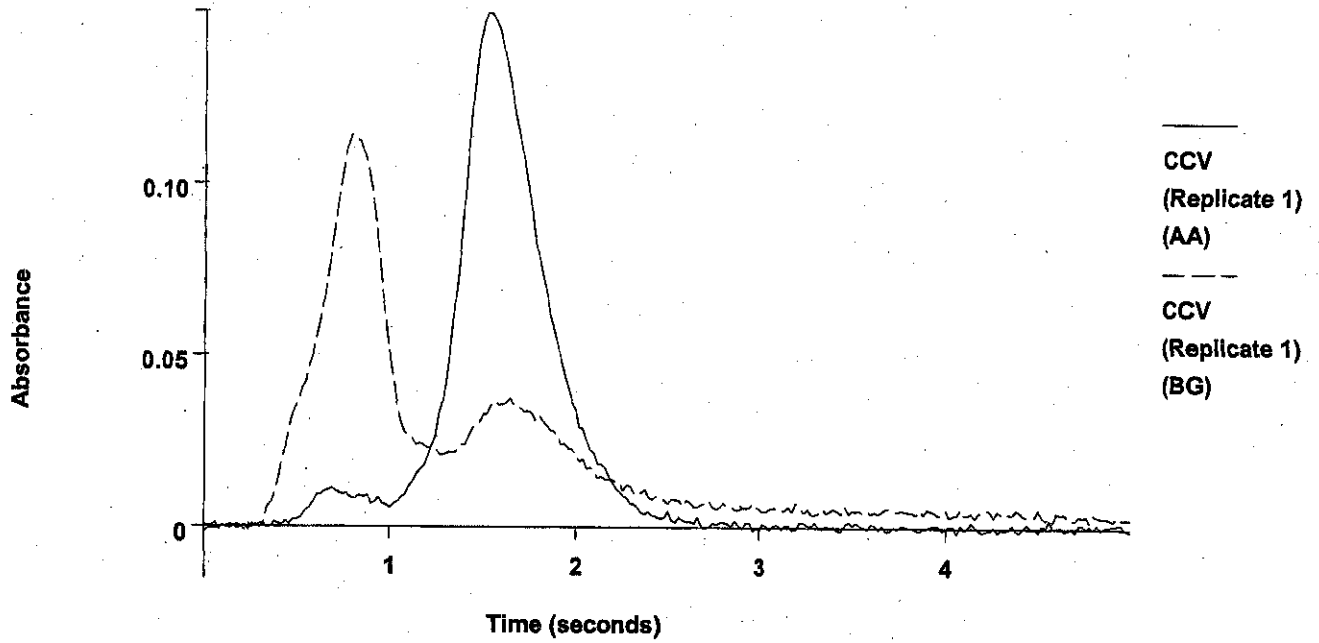
2	3.1	3.1	0.0115	0.0111	0.0198	0.0923	0.1176	01:00:04	Yes
Mean:	3.2	3.2	0.0117						
SD :	0.05	0.05	0.0002						
%RSD:	1.67	1.67	1.69						

Handwritten mark

=====
 Element: As Seq. No.: 272 AS Loc.: 126 Date: 07/15/2006
 Sample ID: CCV
 µL dispensed: 10 from 148, 5 from 147, 15 from 126
 =====

Repl #	SampleConc µg/L	StndConc µg/L	BlkCorr Signal	Peak Area	Peak Height	Bkgnd Area	Bkgnd Height	Time	Peak Store
1	22.8	22.8	0.0845	0.0841	0.1497	0.0909	0.1142	01:02:55	Yes

As



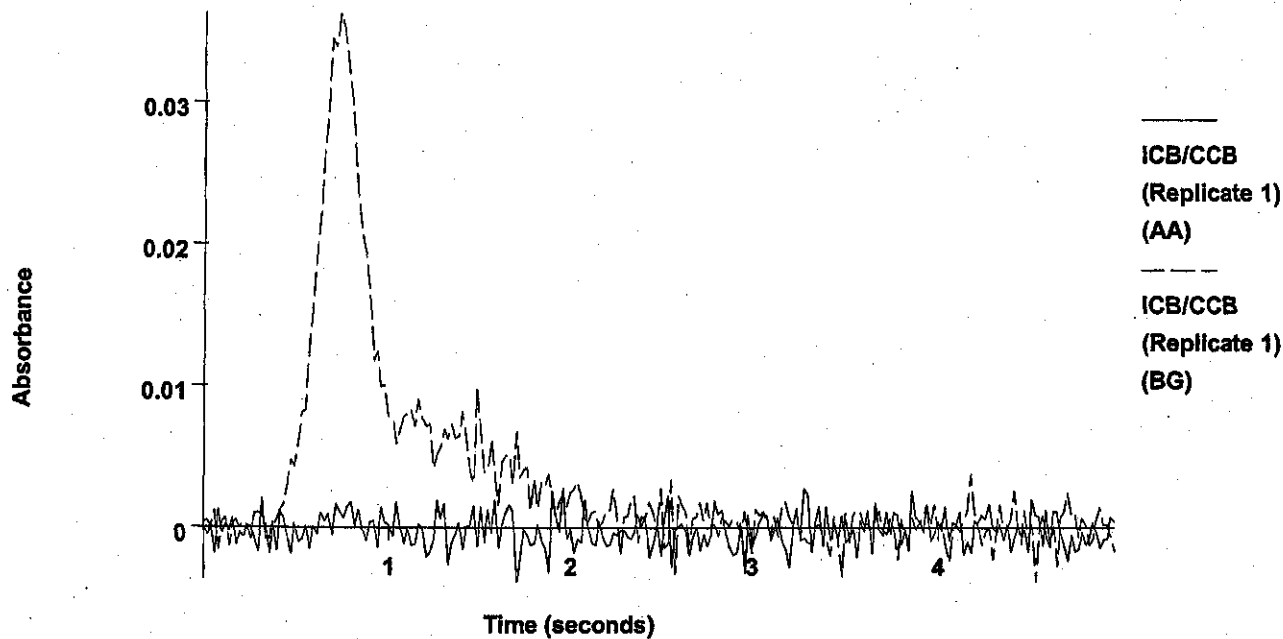
2 23.0 23.0 0.0851 0.0847 0.1425 0.0920 0.1162 01:05:47 Yes
 Mean: 22.9 22.9 0.0848
 SD : 0.11 0.11 0.0004
 %RSD: 0.50 0.50 0.50
 QC value within specified limits.



=====
 Element: As Seq. No.: 273 AS Loc.: 148 Date: 07/15/2006
 Sample ID: ICB/CCB
 µL dispensed: 10 from 148, 5 from 147, 15 from 148
 =====

Repl #	SampleConc µg/L	StndConc µg/L	BlnkCorr Signal	Peak Area	Peak Height	Bkgnd Area	Bkgnd Height	Time	Peak Store
1	-0.1	-0.1	-0.0004	-0.0008	0.0028	0.0165	0.0363	01:08:37	Yes

As



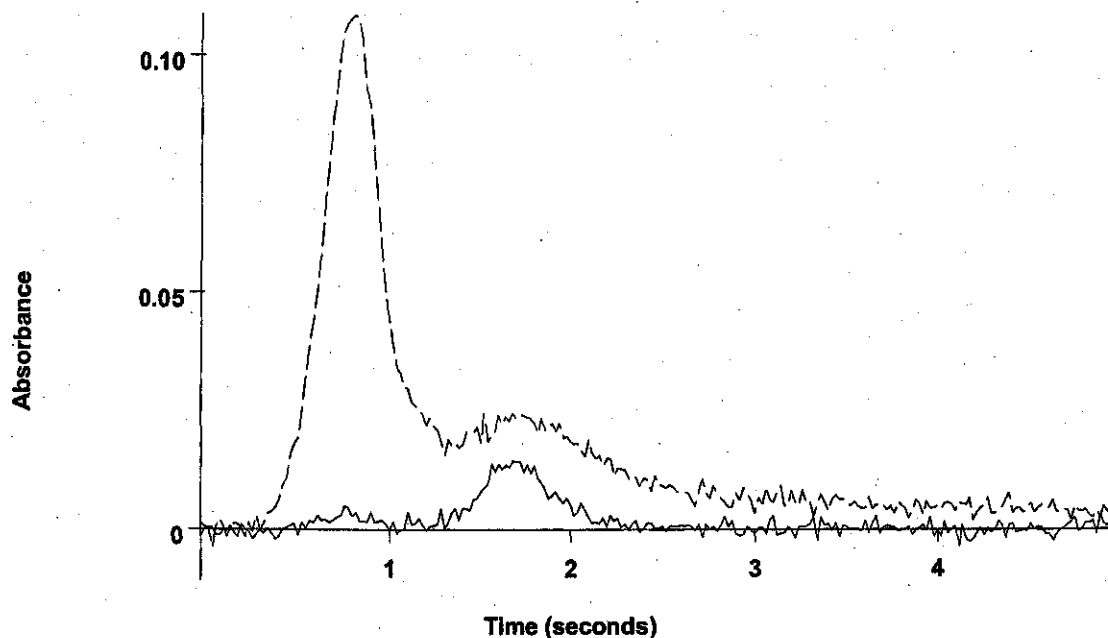
2 0.2 0.2 0.0005 0.0001 0.0037 0.0221 0.0427 01:11:27 Yes
 Mean: 0.0 0.0 0.0000
 SD : 0.17 0.17 0.0006
 %RSD: 526 526 2430.56
 QC value within specified limits.



=====
 Element: As Seq. No.: 274 AS Loc.: 75 Date: 07/15/2006
 Sample ID: 0607164-20 x5
 µL dispensed: 10 from 148, 5 from 147, 15 from 75
 =====

Repl #	SampleConc µg/L	StndConc µg/L	BlkCorr Signal	Peak Area	Peak Height	Bkgnd Area	Bkgnd Height	Time	Peak Stored
1	2.5	2.5	0.0093	0.0089	0.0146	0.0809	0.1086	01:14:16	Yes

As



0607164-20 x5
(Replicate 1)
(AA)

0607164-20 x5
(Replicate 1)
(BG)

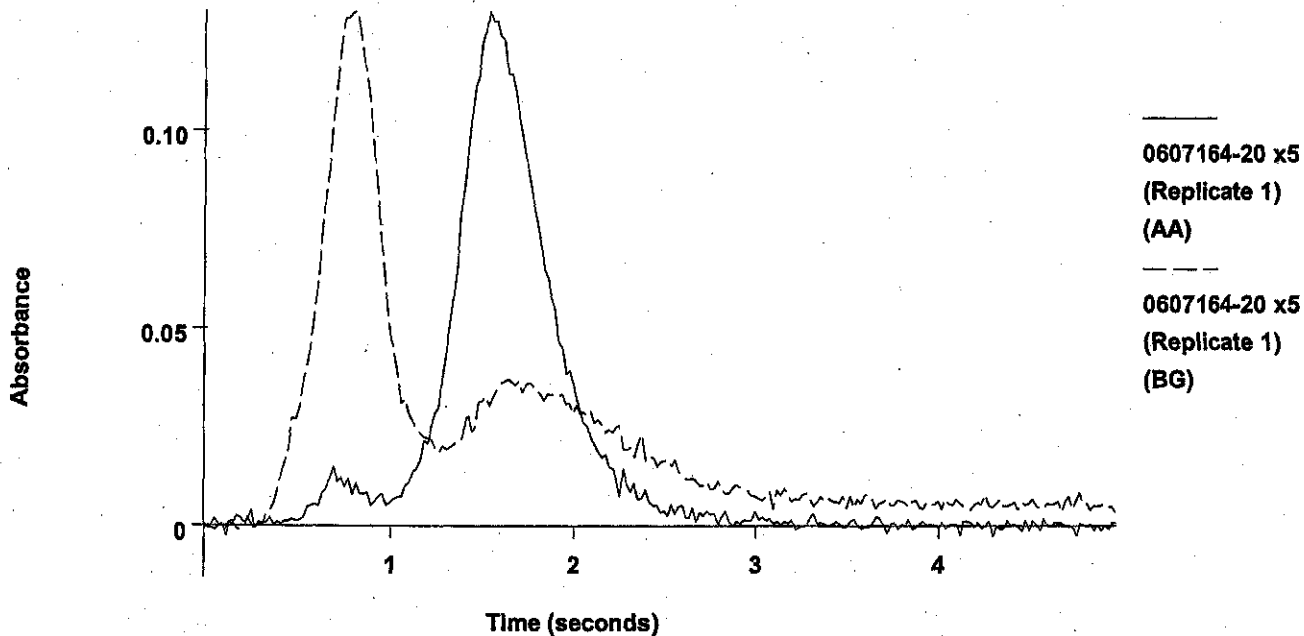
2	2.6	2.6	0.0096	0.0092	0.0165	0.0890	0.1165	01:17:05	Yes
Mean:	2.6	2.6	0.0094						
SD :	0.07	0.07	0.0002						
%RSD:	2.54	2.54	2.56						

Handwritten signature

=====
Element: As Seq. No.: 275 AS Loc.: 75 Date: 07/15/2006
Sample ID: 0607164-20 x5
µL dispensed: 4 from 148, 5 from 147, 6 from 131, 15 from 75
=====

Repl #	SampleConc µg/L	StdConc µg/L	BlkCorr Signal	Peak Area	Peak Height	Bkgnd Area	Bkgnd Height	Time	Peak Stored
1	21.7	21.7	0.0803	0.0799	0.1299	0.1049	0.1301	01:20:02	Yes

As



2	21.9	21.9	0.0811	0.0807	0.1253	0.1044	0.1316	01:22:59	Yes
Mean:	21.8	21.8	0.0807						
SD :	0.15	0.15	0.0006						
%RSD:	0.70	0.70	0.70						

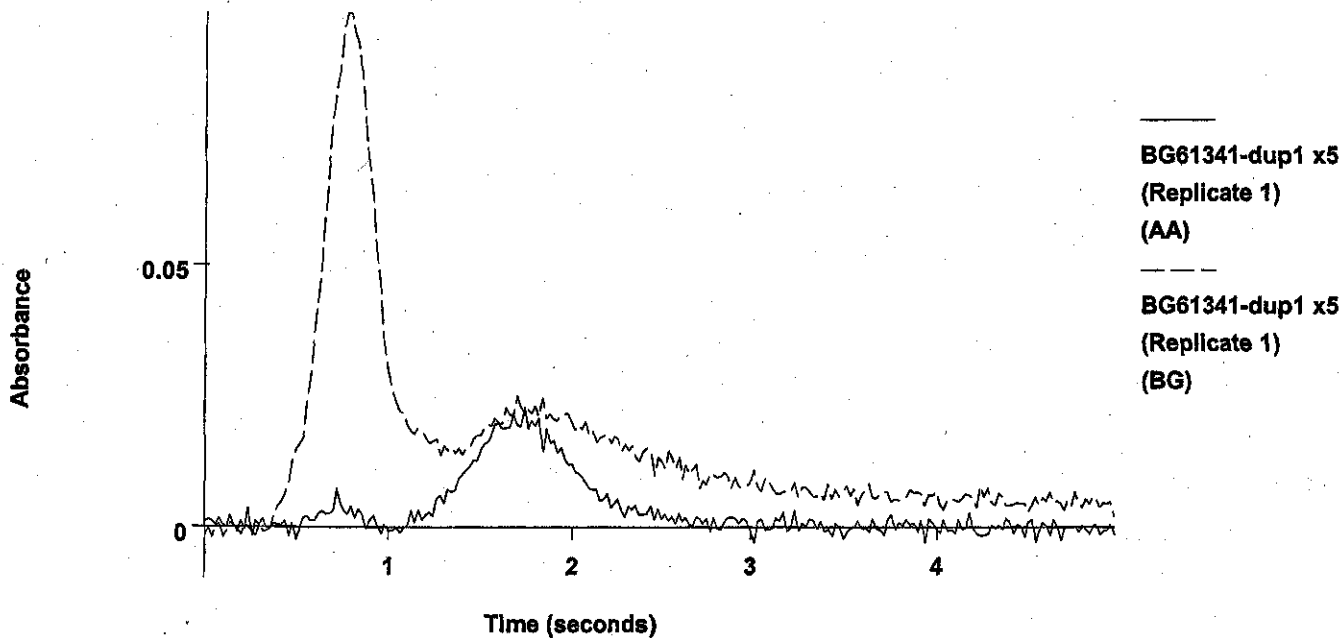
Recovery for As = 96.1 % within 85 % to 115 %



=====
 Element: As Seq. No.: 276 AS Loc.: 76 Date: 07/15/2006
 Sample ID: BG61341-dup1 x5
 µL dispensed: 10 from 148, 5 from 147, 15 from 76
 =====

Repl #	SampleConc µg/L	StndConc µg/L	BlnkCorr Signal	Peak Area	Peak Height	Bkgnd Area	Bkgnd Height	Time	Peak Stored
1	4.4	4.4	0.0162	0.0158	0.0229	0.0755	0.0980	01:25:49	Yes

As



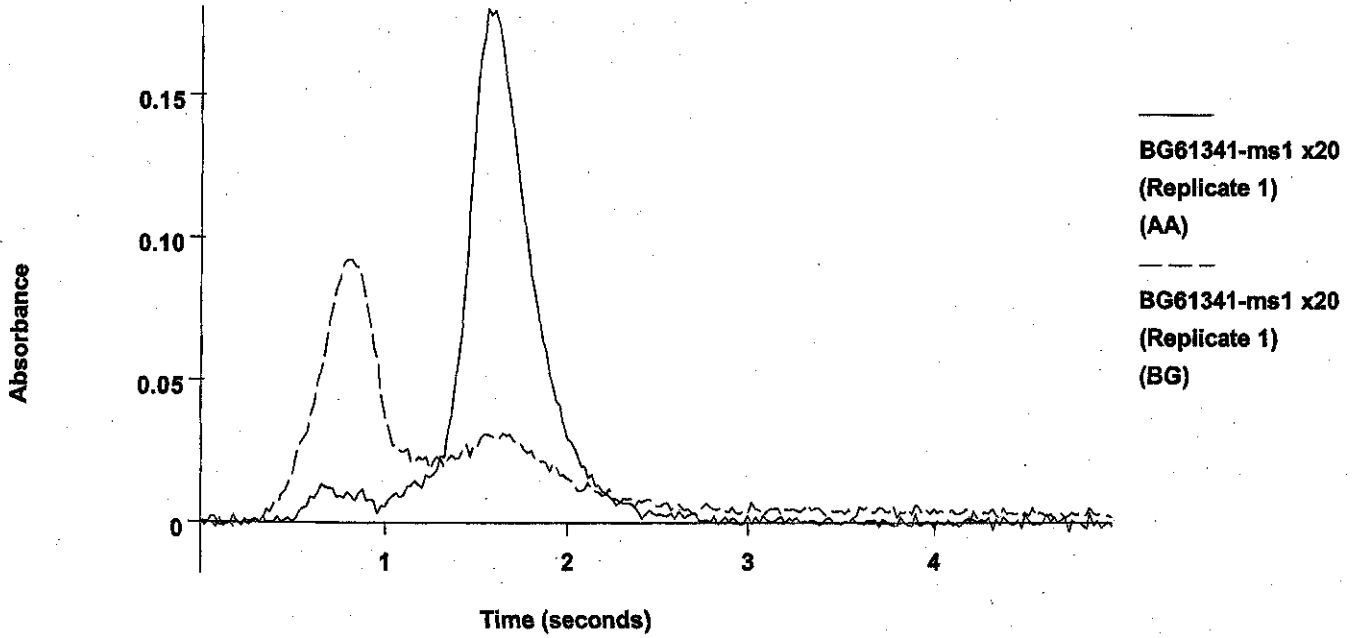
2	4.6	4.6	0.0171	0.0167	0.0221	0.0867	0.0985	01:28:39	Yes
Mean:	4.5	4.5	0.0167						
SD :	0.16	0.16	0.0006						
%RSD:	3.58	3.58	3.60						

Handwritten mark

=====
 Element: As Seq. No.: 277 AS Loc.: 77 Date: 07/15/2006
 Sample ID: BG61341-msl x20
 µL dispensed: 10 from 148, 5 from 147, 15 from 77
 =====

Repl #	SampleConc µg/L	StndConc µg/L	BlkCorr Signal	Peak Area	Peak Height	Bkgnd Area	Bkgnd Height	Time	Peak Stored
1	23.1	23.1	0.0855	0.0850	0.1806	0.0720	0.0925	01:31:29	Yes

As

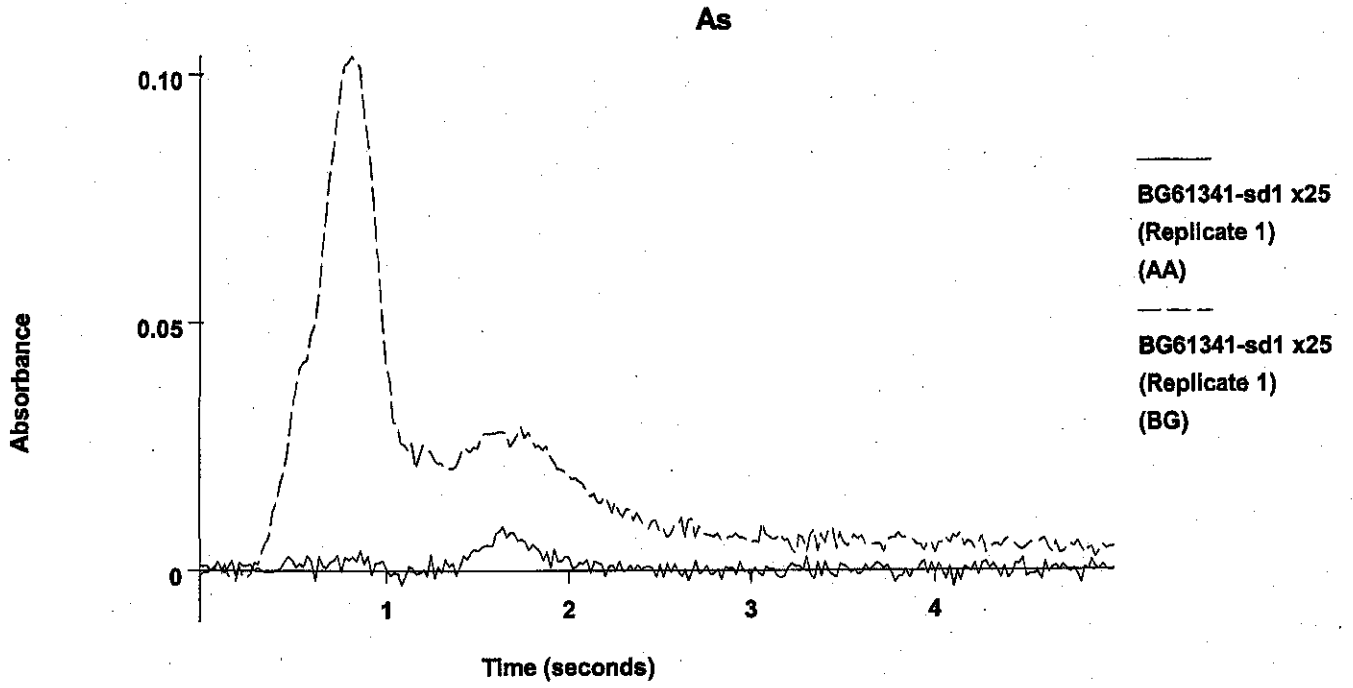


2	23.5	23.5	0.0870	0.0866	0.1880	0.0753	0.0946	01:34:21	Yes
Mean:	23.3	23.3	0.0862						
SD :	0.30	0.30	0.0011						
%RSD:	1.27	1.27	1.28						

935

=====
 Element: As Seq. No.: 278 AS Loc.: 78 Date: 07/15/2006
 Sample ID: BG61341-sd1 x25
 µL dispensed: 10 from 148, 5 from 147, 15 from 78
 =====

Repl #	SampleConc µg/L	StndConc µg/L	BlkCorr Signal	Peak Area	Peak Height	Bkgnd Area	Bkgnd Height	Time	Peak Stored
1	1.3	1.3	0.0047	0.0043	0.0090	0.0850	0.1038	01:37:11	Yes



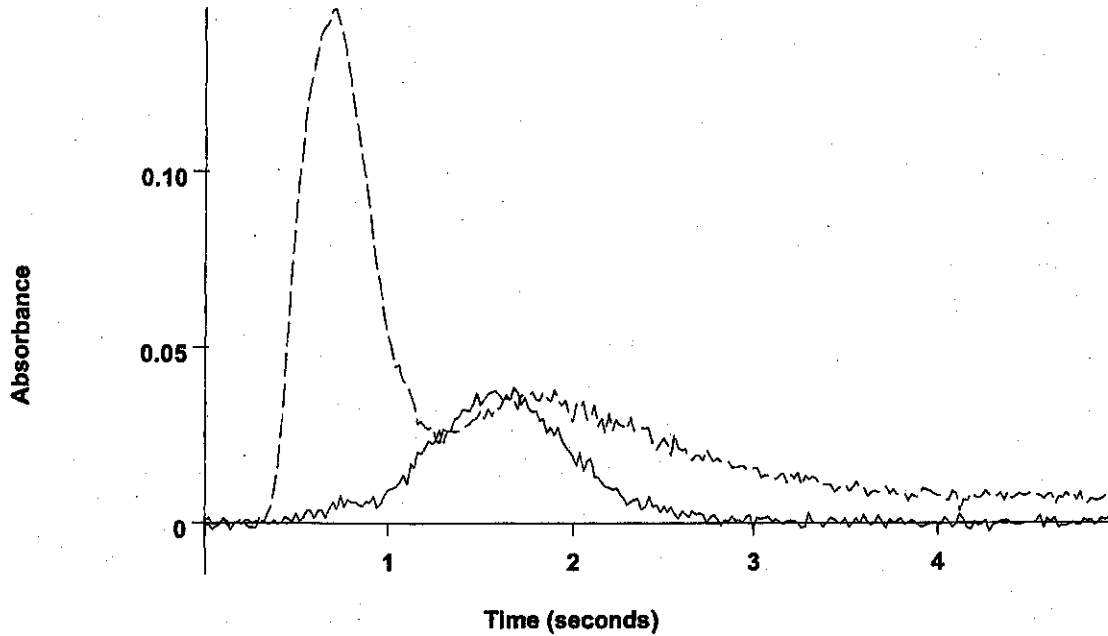
2	0.5	0.5	0.0017	0.0012	0.0045	0.0657	0.0969	01:40:01	Yes
Mean:	0.9	0.9	0.0032						
SD :	0.59	0.59	0.0022						
%RSD:	66.5	66.5	68.45						

D

=====
 Element: As Seq. No.: 279 AS Loc.: 79 Date: 07/15/2006
 Sample ID: 0607164-21 x5
 µL dispensed: 10 from 148, 5 from 147, 15 from 79
 =====

Repl #	SampleConc µg/L	StdConc µg/L	BlnkCorr Signal	Peak Area	Peak Height	Bkgnd Area	Bkgnd Height	Time	Peak Stored
1	9.8	9.8	0.0363	0.0359	0.0388	0.1372	0.1462	01:42:50	Yes

As



0607164-21 x5
(Replicate 1)
(AA)

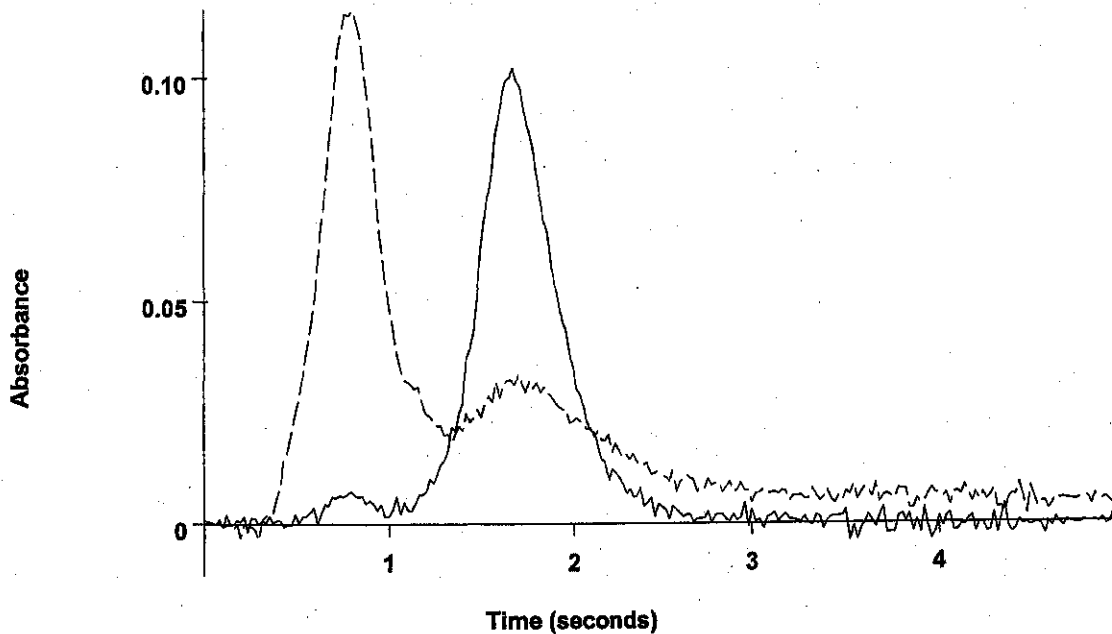
0607164-21 x5
(Replicate 1)
(BG)

2	9.8	9.8	0.0361	0.0357	0.0383	0.1433	0.1494	01:45:39	Yes
Mean:	9.8	9.8	0.0362						
SD :	0.05	0.05	0.0002						
%RSD:	0.52	0.52	0.52						

=====
 Element: As Seq. No.: 280 AS Loc.: 80 Date: 07/15/2006
 Sample ID: 0607164-22 x5
 µL dispensed: 10 from 148, 5 from 147, 15 from 80
 =====

Repl #	SampleConc µg/L	StdConc µg/L	BlkCorr Signal	Peak Area	Peak Height	Bkgnd Area	Bkgnd Height	Time	Peak Stored
1	15.2	15.2	0.0562	0.0558	0.1022	0.0932	0.1153	01:48:30	Yes

As



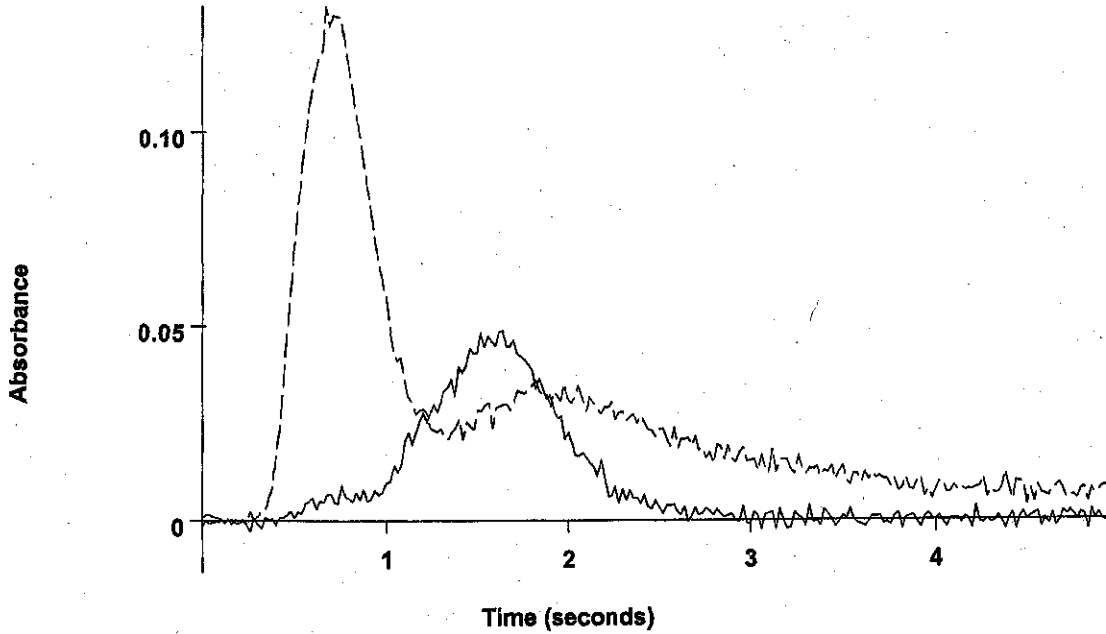
0607164-22 x5
(Replicate 1)
(AA)
0607164-22 x5
(Replicate 1)
(BG)

2	15.9	15.9	0.0587	0.0583	0.1050	0.0921	0.1164	01:51:20	Yes
Mean:	15.5	15.5	0.0575						
SD :	0.47	0.47	0.0018						
%RSD:	3.04	3.04	3.05						

=====
 Element: As Seq. No.: 281 AS Loc.: 81 Date: 07/15/2006
 Sample ID: 0607164-23 x5
 µL dispensed: 10 from 148, 5 from 147, 15 from 81
 =====

Repl #	SampleConc µg/L	StndConc µg/L	BlkCorr Signal	Peak Area	Peak Height	Bkgnd Area	Bkgnd Height	Time	Peak Stored
1	11.6	11.6	0.0430	0.0426	0.0488	0.1289	0.1323	01:54:09	Yes

As



0607164-23 x5
(Replicate 1)
(AA)

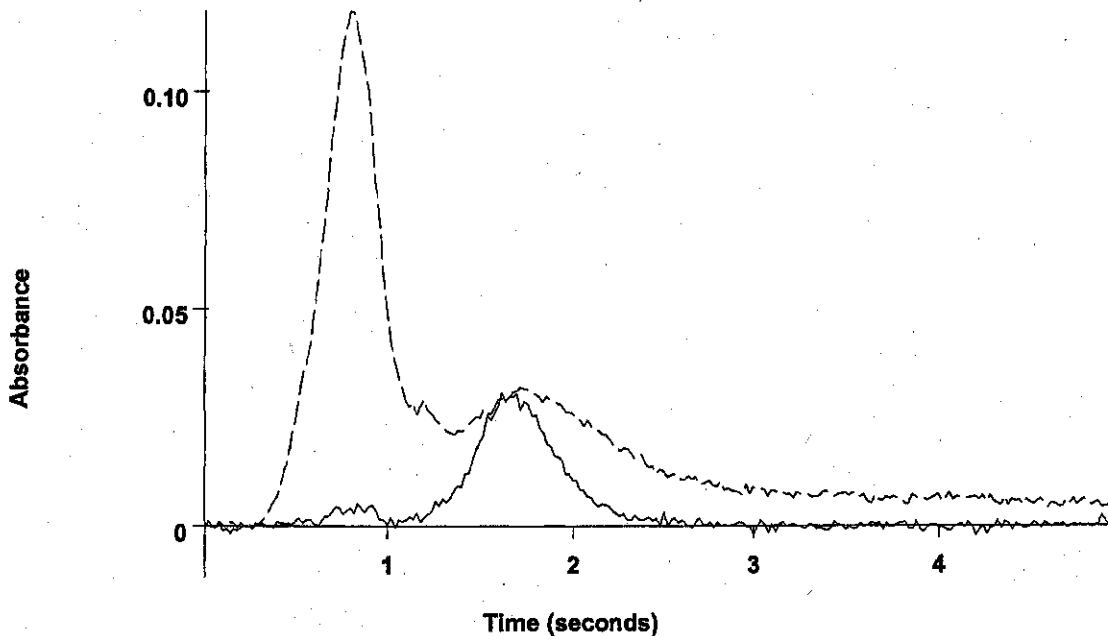
0607164-23 x5
(Replicate 1)
(BG)

2	11.6 \	11.6	0.0428	0.0424	0.0485	0.1251	0.1275	01:56:59	Yes
Mean:	11.6	11.6	0.0429						
SD :	0.05	0.05	0.0002						
%RSD:	0.39	0.39	0.39						

=====
 Element: As Seq. No.: 282 AS Loc.: 82 Date: 07/15/2006
 Sample ID: 0607164-24 x5
 µL dispensed: 10 from 148, 5 from 147, 15 from 82
 =====

Repl #	SampleConc µg/L	StndConc µg/L	BlkCorr Signal	Peak Area	Peak Height	Bkgnd Area	Bkgnd Height	Time	Peak Stored
1	5.0	5.0	0.0184	0.0180	0.0307	0.0965	0.1184	01:59:48	Yes

As



0607164-24 x5
(Replicate 1)
(AA)

0607164-24 x5
(Replicate 1)
(BG)

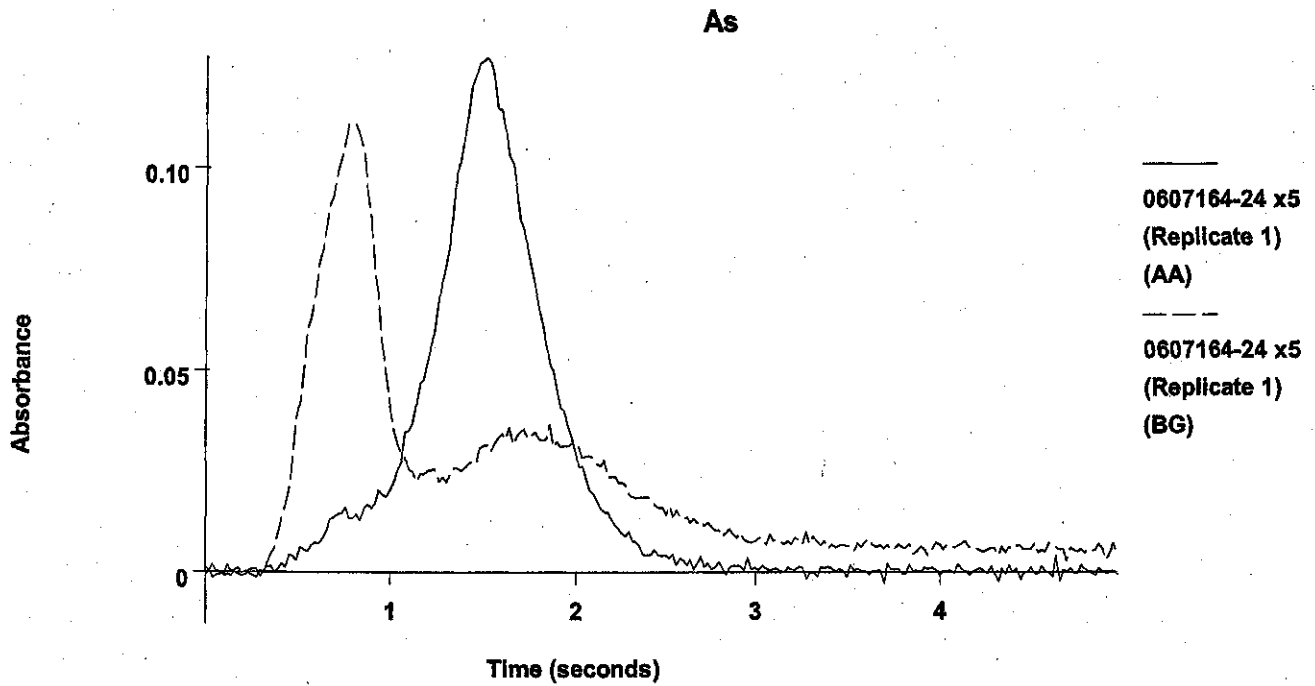
2	5.0	5.0	0.0186	0.0181	0.0317	0.0944	0.1136	02:02:37	Yes
Mean:	5.0	5.0	0.0185						
SD :	0.03	0.03	0.0001						
%RSD:	0.55	0.55	0.55						

=====
Element: As Seq. No.: 283 AS Loc.: 82 Date: 07/15/2006

Sample ID: 0607164-24 x5

µL dispensed: 4 from 148, 5 from 147, 6 from 131, 15 from 82

Repl #	SampleConc µg/L	StndConc µg/L	BlkCorr Signal	Peak Area	Peak Height	Bkgnd Area	Bkgnd Height	Time	Peak Stored
1	24.0	24.0	0.0890	0.0886	0.1273	0.1027	0.1110	02:05:34	Yes



2	24.1	24.1	0.0892	0.0888	0.1252	0.1011	0.1099	02:08:30	Yes
Mean:	24.1	24.1	0.0891						
SD :	0.04	0.04	0.0001						
%RSD:	0.16	0.16	0.16						

Recovery for As = 95.3 % within 85 % to 115 %

=====

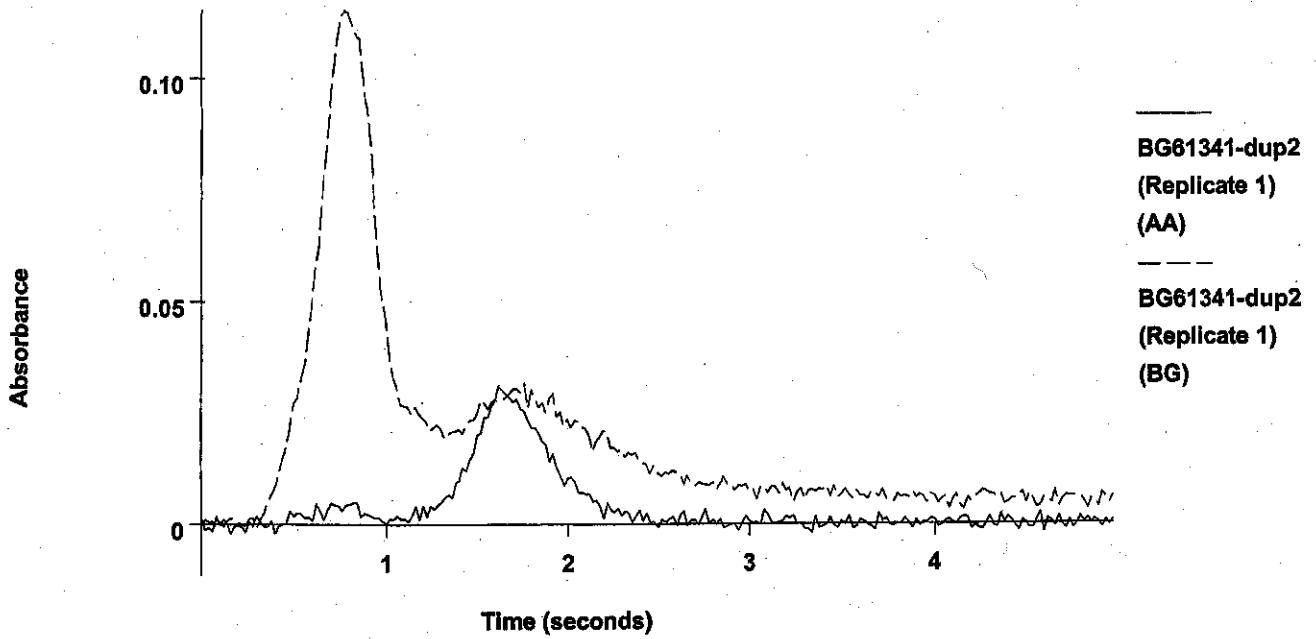
Element: As Seq. No.: 284 AS Loc.: 83 Date: 07/15/2006

Sample ID: BG61341-dup2

µL dispensed: 10 from 148, 5 from 147, 15 from 83

Repl #	SampleConc µg/L	StndConc µg/L	BlnkCorr Signal	Peak Area	Peak Height	Bkgnd Area	Bkgnd Height	Time	Peak Stored
1	5.0	5.0	0.0183	0.0179	0.0310	0.0931	0.1152	02:11:20	Yes

As

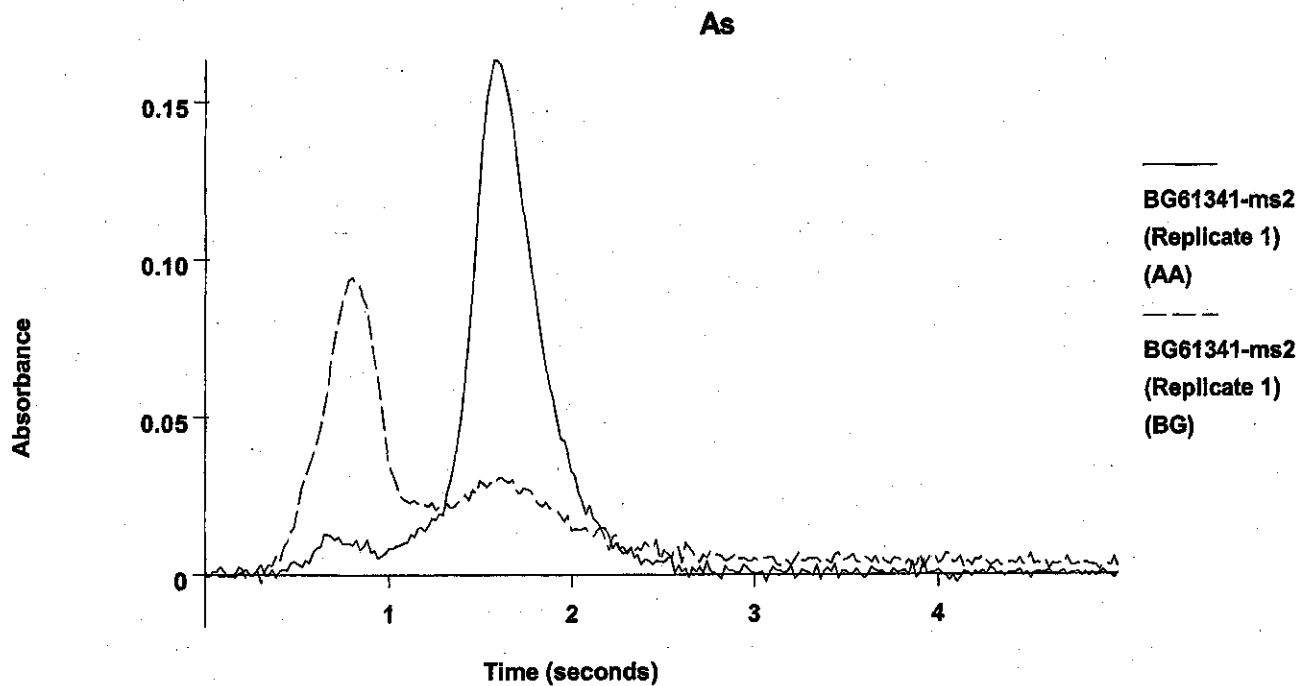


2	4.6	4.6	0.0169	0.0165	0.0284	0.0924	0.1140	02:14:09	Yes
Mean:	4.8	4.8	0.0176						
SD :	0.28	0.28	0.0010						
%RSD:	5.91	5.91	5.95						

+ mbc

=====
 Element: As Seq. No.: 285 AS Loc.: 84 Date: 07/15/2006
 Sample ID: BG61341-ms2
 µL dispensed: 10 from 148, 5 from 147, 15 from 84
 =====

Repl #	SampleConc µg/L	StndConc µg/L	BlkCorr Signal	Peak Area	Peak Height	Bkgnd Area	Bkgnd Height	Time	Peak Stored
1	22.1	22.1	0.0820	0.0816	0.1632	0.0752	0.0944	02:16:58	Yes



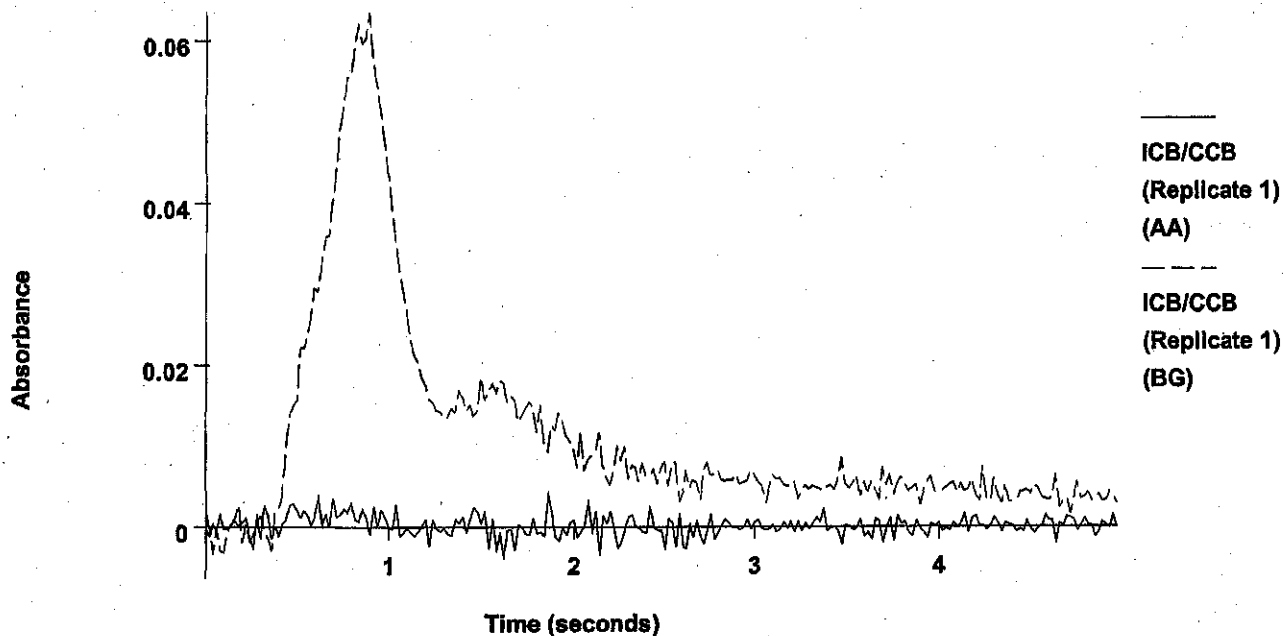
2	21.6	21.6	0.0800	0.0796	0.1726	0.0747	0.0921	02:19:48	Yes
Mean:	21.9	21.9	0.0810						
SD :	0.37	0.37	0.0014						
%RSD:	1.71	1.71	1.71						

$$\frac{21.9(20) - 5.0(5)}{500} = 835$$

=====
 Element: As Seq. No.: 286 AS Loc.: 126 Date: 07/15/2006
 Sample ID: CCV
 µL dispensed: 10 from 148, 5 from 147, 15 from 126
 =====

Repl #	SampleConc µg/L	StndConc µg/L	BlkCorr Signal	Peak Area	Peak Height	Bkgnd Area	Bkgnd Height	Time	Peak Stored
1	23.6	23.6	0.0873	0.0869	0.1513	0.0866	0.1088	02:22:39	Yes

As



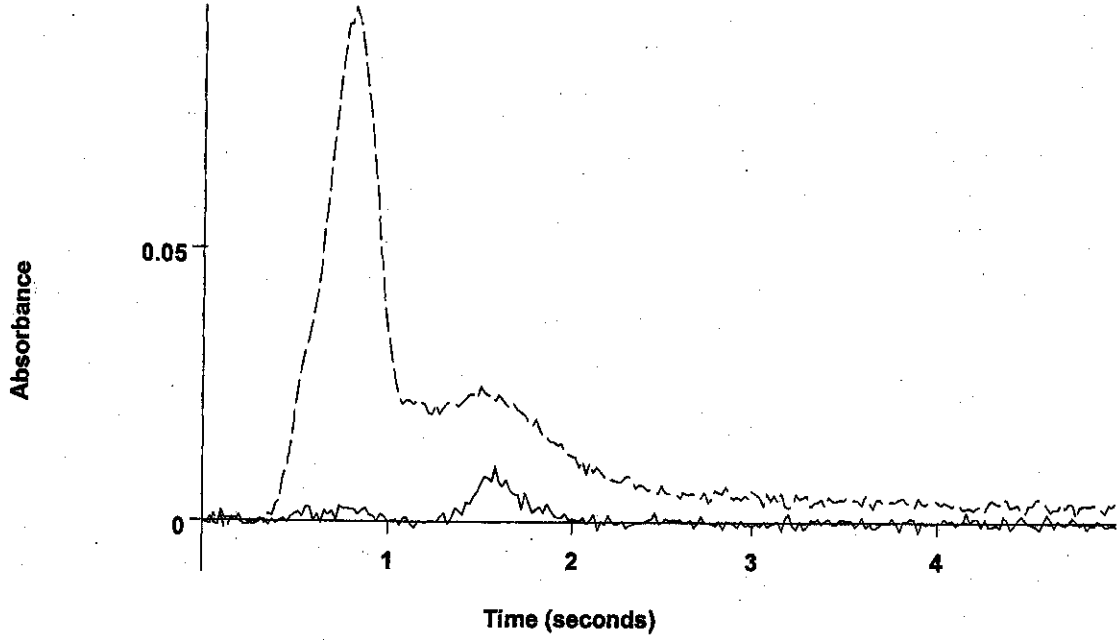
2	0.3	0.3	0.0011	0.0007	0.0027	0.0272	0.0539	02:31:10	Yes
Mean:	0.3	0.3	0.0011						
SD :	0.00	0.00	0.0000						
%RSD:	0.90	0.90	0.98						

QC value within specified limits. ✓

=====
 Element: As Seq. No.: 288 AS Loc.: 85 Date: 07/15/2006
 Sample ID: BG61341-sd2
 µL dispensed: 10 from 148, 5 from 147, 15 from 85
 =====

Repl #	SampleConc µg/L	StndConc µg/L	BlkCorr Signal	Peak Area	Peak Height	Bkgnd Area	Bkgnd Height	Time	Peak Stored
1	1.1	1.1	0.0038	0.0034	0.0102	0.0660	0.0942	02:34:00	Yes

As



 BG61341-sd2
 (Replicate 1)
 (AA)

 BG61341-sd2
 (Replicate 1)
 (BG)

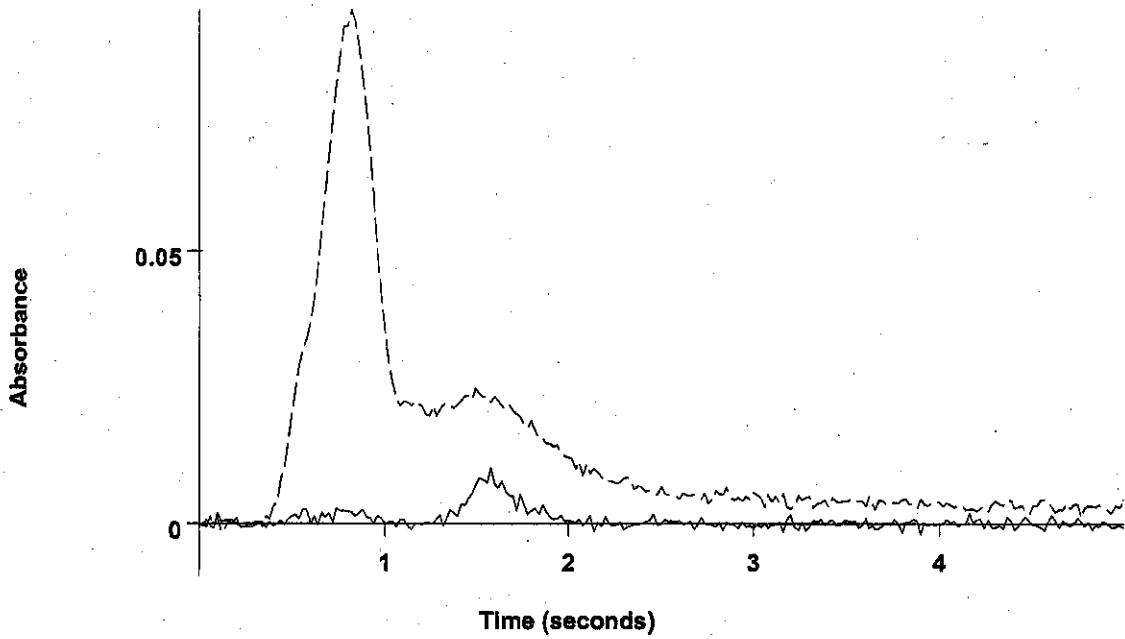
2	1.3	1.3	0.0046	0.0042	0.0089	0.0643	0.0894	02:36:50	Yes
Mean:	1.2	1.2	0.0042						
SD :	0.15	0.15	0.0005						
%RSD:	12.6	12.6	12.90						

Handwritten signature

=====
 Element: As Seq. No.: 289 AS Loc.: 126 Date: 07/15/2006
 Sample ID: CCV
 µL dispensed: 10 from 148, 5 from 147, 15 from 126

Repl #	SampleConc µg/L	StndConc µg/L	BlkCorr Signal	Peak Area	Peak Height	Bkgnd Area	Bkgnd Height	Time	Peak Stored
1	22.9	22.9	0.0846	0.0842	0.1476	0.0844	0.1052	02:39:41	Yes

As



 BG61341-sd2
 (Replicate 1)
 (AA)

 BG61341-sd2
 (Replicate 1)
 (BG)

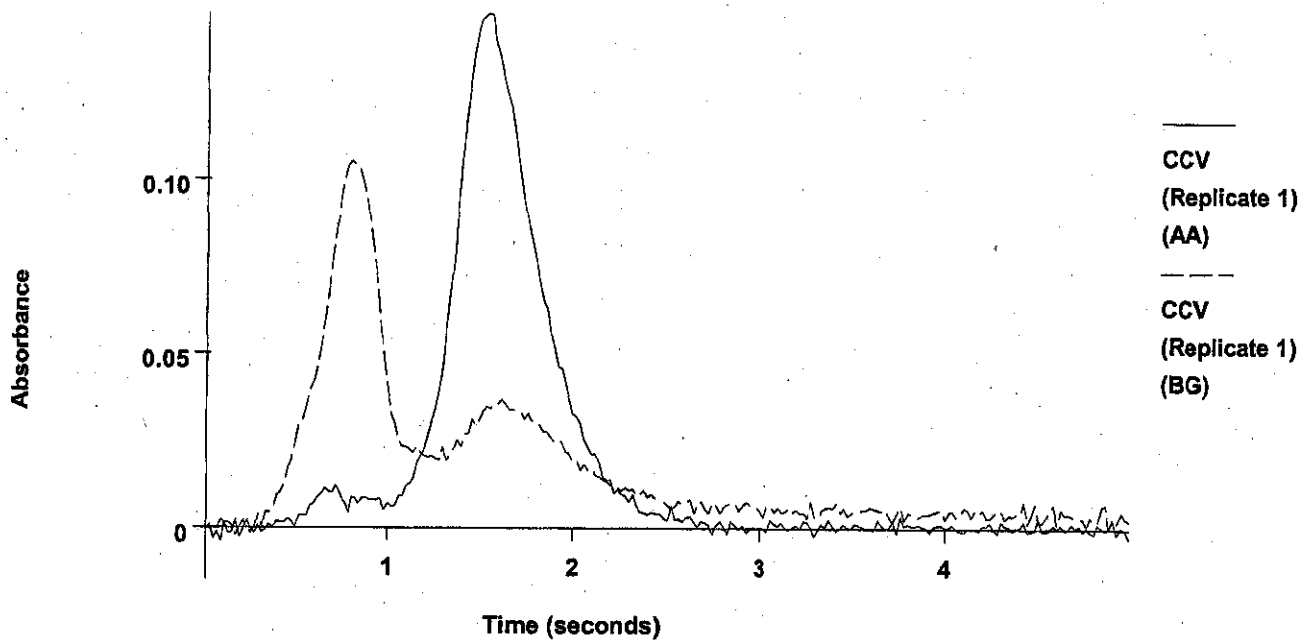
2	1.3	1.3	0.0046	0.0042	0.0089	0.0643	0.0894	02:36:50	Yes
Mean:	1.2	1.2	0.0042						
SD :	0.15	0.15	0.0005						
%RSD:	12.6	12.6	12.90						

Handwritten signature or initials

=====
 Element: As Seq. No.: 289 AS Loc.: 126 Date: 07/15/2006
 Sample ID: CCV
 µL dispensed: 10 from 148, 5 from 147, 15 from 126
 =====

Repl #	SampleConc µg/L	StndConc µg/L	BlkCorr Signal	Peak Area	Peak Height	Bkgnd Area	Bkgnd Height	Time	Peak Stored
1	22.9	22.9	0.0846	0.0842	0.1476	0.0844	0.1052	02:39:41	Yes

As

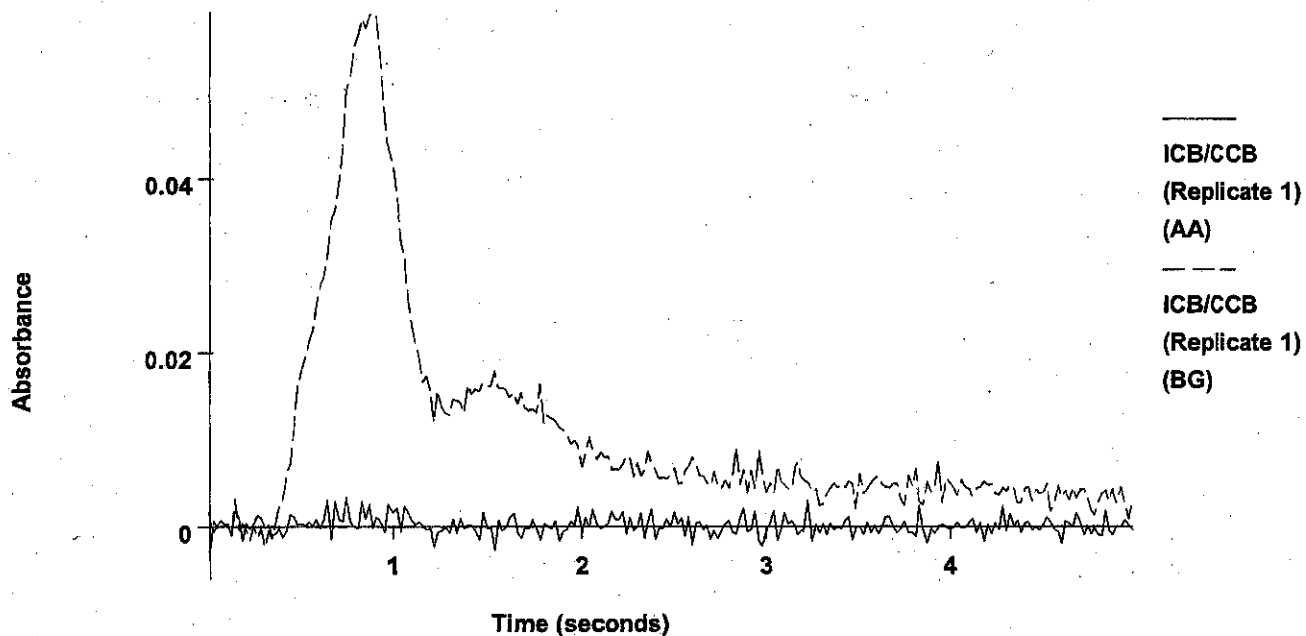


2 23.5 23.5 0.0869 0.0865 0.1503 0.0905 0.1123 02:42:35 Yes
 Mean: 23.2 23.2 0.0858
 SD : 0.44 0.44 0.0016
 %RSD: 1.89 1.89 1.89
 QC value within specified limits. ✓

=====
 Element: As Seq. No.: 290 AS Loc.: 148 Date: 07/15/2006
 Sample ID: ICB/CCB
 µL dispensed: 10 from 148, 5 from 147, 15 from 148
 =====

Repl #	SampleConc µg/L	StndConc µg/L	BlkCorr Signal	Peak Area	Peak Height	Bkgnd Area	Bkgnd Height	Time	Peak Stored
1	0.3	0.3	0.0011	0.0007	0.0035	0.0534	0.0591	02:45:26	Yes

As



2	0.2	0.2	0.0005	0.0001	0.0035	0.0279	0.0589	02:48:15	Yes
Mean:	0.2	0.2	0.0008						
SD :	0.10	0.10	0.0004						
%RSD:	43.3	43.3	48.48						

QC value within specified limits.



ANALYSIS SEQUENCE

BPG0344

Instrument: ICP2

Calibration ID: UNASSIGNED

Lab Number	Analysis	Container	Order	Position	STD ID	ISTD ID	Client
BPG0344-CAL1	QC		1		6G13074		
BPG0344-CAL2	QC		2		6G14001		
BPG0344-CAL3	QC		3		6G14002		
BPG0344-CAL4	QC		4		6G14003		
BPG0344-ICV1	QC		5		6G14002		
BPG0344-SCV1	QC		6		6G14006		
BPG0344-ICB1	QC		7				
BPG0344-CRL1	QC		8		6G14007		
BPG0344-CRL2	QC		9		6G14008		
BPG0344-CRL3	QC		10		6G14009		
BPG0344-IFA1	QC		11		6G05048		
BPG0344-CCB1	QC		12				
BPG0344-CCV1	QC		13		6G14002		
BPG0344-IFB1	QC		14		6G05049		
BG61321-DUP2	QC		15				
BG61321-MS2	QC		16				
BG61321-PS1	QC		17				
0607164-01	Ba: ppm Barium 6010	A	18				MACTEC Engineering & Consulting, In
0607164-01	Sb: ppm Antimony 6010	A	19				MACTEC Engineering & Consulting, In
0607164-01	Be: ppm Beryllium 6010	A	20				MACTEC Engineering & Consulting, In
0607164-01	Cd: ppm Cadmium 6010	A	21				MACTEC Engineering & Consulting, In
0607164-01	Cr: ppm Chromium 6010	A	22				MACTEC Engineering & Consulting, In
0607164-01	Cu: ppm Copper 6010	A	23				MACTEC Engineering & Consulting, In
0607164-01	Pb: ppm Lead 6010	A	24				MACTEC Engineering & Consulting, In
0607164-01	Ni: ppm Nickel 6010	A	25				MACTEC Engineering & Consulting, In
0607164-01	Se: ppm Selenium 6010	A	26				MACTEC Engineering & Consulting, In
0607164-01	Ag: ppm Silver 6010	A	27				MACTEC Engineering & Consulting, In
0607164-01	Zn: ppm Zinc 6010	A	28				MACTEC Engineering & Consulting, In
0607164-02	Sb: ppm Antimony 6010	A	29				MACTEC Engineering & Consulting, In
0607164-02	Be: ppm Beryllium 6010	A	30				MACTEC Engineering & Consulting, In
0607164-02	Cd: ppm Cadmium 6010	A	31				MACTEC Engineering & Consulting, In
0607164-02	Ba: ppm Barium 6010	A	32				MACTEC Engineering & Consulting, In
0607164-02	Cr: ppm Chromium 6010	A	33				MACTEC Engineering & Consulting, In

Samples Loaded By

Date

Data Processed By

Date

ANALYSIS SEQUENCE

BPG0344

Instrument: ICP2

Calibration ID: UNASSIGNED

Lab Number	Analysis	Container	Order	Position	STD ID	ISTD ID	Client
0607164-02	Cu: ppm Copper 6010	A	34				MACTEC Engineering & Consulting, In
0607164-02	Pb: ppm Lead 6010	A	35				MACTEC Engineering & Consulting, In
0607164-02	Ni: ppm Nickel 6010	A	36				MACTEC Engineering & Consulting, In
0607164-02	Se: ppm Selenium 6010	A	37				MACTEC Engineering & Consulting, In
0607164-02	Ag: ppm Silver 6010	A	38				MACTEC Engineering & Consulting, In
0607164-02	Zn: ppm Zinc 6010	A	39				MACTEC Engineering & Consulting, In
0607164-03	Sb: ppm Antimony 6010	A	40				MACTEC Engineering & Consulting, In
0607164-03	Be: ppm Beryllium 6010	A	41				MACTEC Engineering & Consulting, In
0607164-03	Cd: ppm Cadmium 6010	A	42				MACTEC Engineering & Consulting, In
0607164-03	Ba: ppm Barium 6010	A	43				MACTEC Engineering & Consulting, In
0607164-03	Cr: ppm Chromium 6010	A	44				MACTEC Engineering & Consulting, In
0607164-03	Cu: ppm Copper 6010	A	45				MACTEC Engineering & Consulting, In
0607164-03	Pb: ppm Lead 6010	A	46				MACTEC Engineering & Consulting, In
0607164-03	Ni: ppm Nickel 6010	A	47				MACTEC Engineering & Consulting, In
0607164-03	Se: ppm Selenium 6010	A	48				MACTEC Engineering & Consulting, In
0607164-03	Ag: ppm Silver 6010	A	49				MACTEC Engineering & Consulting, In
0607164-03	Zn: ppm Zinc 6010	A	50				MACTEC Engineering & Consulting, In
0607164-04	Sb: ppm Antimony 6010	A	51				MACTEC Engineering & Consulting, In
0607164-04	Be: ppm Beryllium 6010	A	52				MACTEC Engineering & Consulting, In
0607164-04	Cd: ppm Cadmium 6010	A	53				MACTEC Engineering & Consulting, In
0607164-04	Ba: ppm Barium 6010	A	54				MACTEC Engineering & Consulting, In
0607164-04	Cr: ppm Chromium 6010	A	55				MACTEC Engineering & Consulting, In
0607164-04	Cu: ppm Copper 6010	A	56				MACTEC Engineering & Consulting, In
0607164-04	Pb: ppm Lead 6010	A	57				MACTEC Engineering & Consulting, In
0607164-04	Ni: ppm Nickel 6010	A	58				MACTEC Engineering & Consulting, In
0607164-04	Se: ppm Selenium 6010	A	59				MACTEC Engineering & Consulting, In
0607164-04	Ag: ppm Silver 6010	A	60				MACTEC Engineering & Consulting, In
0607164-04	Zn: ppm Zinc 6010	A	61				MACTEC Engineering & Consulting, In
0607164-05	Sb: ppm Antimony 6010	A	62				MACTEC Engineering & Consulting, In
0607164-05	Be: ppm Beryllium 6010	A	63				MACTEC Engineering & Consulting, In
0607164-05	Cd: ppm Cadmium 6010	A	64				MACTEC Engineering & Consulting, In
0607164-05	Ba: ppm Barium 6010	A	65				MACTEC Engineering & Consulting, In
0607164-05	Cr: ppm Chromium 6010	A	66				MACTEC Engineering & Consulting, In

Samples Loaded By

Date

Data Processed By

Date

ANALYSIS SEQUENCE

BPG0344

Instrument: ICP2

Calibration ID: UNASSIGNED

Lab Number	Analysis	Container	Order	Position	STD ID	ISTD ID	Client
0607164-05	Pb: ppm Lead 6010	A	67				MACTEC Engineering & Consulting, In
0607164-05	Ni: ppm Nickel 6010	A	68				MACTEC Engineering & Consulting, In
0607164-05	Se: ppm Selenium 6010	A	69				MACTEC Engineering & Consulting, In
0607164-05	Ag: ppm Silver 6010	A	70				MACTEC Engineering & Consulting, In
0607164-05	Zn: ppm Zinc 6010	A	71				MACTEC Engineering & Consulting, In
0607164-06	Sb: ppm Antimony 6010	A	72				MACTEC Engineering & Consulting, In
0607164-06	Be: ppm Beryllium 6010	A	73				MACTEC Engineering & Consulting, In
0607164-06	Cd: ppm Cadmium 6010	A	74				MACTEC Engineering & Consulting, In
0607164-06	Ba: ppm Barium 6010	A	75				MACTEC Engineering & Consulting, In
0607164-06	Cr: ppm Chromium 6010	A	76				MACTEC Engineering & Consulting, In
0607164-06	Pb: ppm Lead 6010	A	77				MACTEC Engineering & Consulting, In
0607164-06	Ni: ppm Nickel 6010	A	78				MACTEC Engineering & Consulting, In
0607164-06	Se: ppm Selenium 6010	A	79				MACTEC Engineering & Consulting, In
0607164-06	Ag: ppm Silver 6010	A	80				MACTEC Engineering & Consulting, In
0607164-06	Zn: ppm Zinc 6010	A	81				MACTEC Engineering & Consulting, In
0607164-07	Sb: ppm Antimony 6010	A	82				MACTEC Engineering & Consulting, In
0607164-07	Be: ppm Beryllium 6010	A	83				MACTEC Engineering & Consulting, In
0607164-07	Cd: ppm Cadmium 6010	A	84				MACTEC Engineering & Consulting, In
0607164-07	Ba: ppm Barium 6010	A	85				MACTEC Engineering & Consulting, In
0607164-07	Cr: ppm Chromium 6010	A	86				MACTEC Engineering & Consulting, In
0607164-07	Pb: ppm Lead 6010	A	87				MACTEC Engineering & Consulting, In
0607164-07	Ni: ppm Nickel 6010	A	88				MACTEC Engineering & Consulting, In
0607164-07	Se: ppm Selenium 6010	A	89				MACTEC Engineering & Consulting, In
0607164-07	Ag: ppm Silver 6010	A	90				MACTEC Engineering & Consulting, In
0607164-07	Zn: ppm Zinc 6010	A	91				MACTEC Engineering & Consulting, In
BPG0344-CCB2	QC		92				
BPG0344-CCV2	QC		93		6G14002		
0607164-08	Sb: ppm Antimony 6010	A	94				MACTEC Engineering & Consulting, In
0607164-08	Be: ppm Beryllium 6010	A	95				MACTEC Engineering & Consulting, In
0607164-08	Cd: ppm Cadmium 6010	A	96				MACTEC Engineering & Consulting, In
0607164-08	Ba: ppm Barium 6010	A	97				MACTEC Engineering & Consulting, In
0607164-08	Cr: ppm Chromium 6010	A	98				MACTEC Engineering & Consulting, In
0607164-08	Cu: ppm Copper 6010	A	99				MACTEC Engineering & Consulting, In

Samples Loaded By

Date

Data Processed By

Date

ANALYSIS SEQUENCE

BPG0344

Instrument: ICP2

Calibration ID: UNASSIGNED

Lab Number	Analysis	Container	Order	Position	STD ID	ISTD ID	Client
0607164-08	Pb: ppm Lead 6010	A	100				MACTEC Engineering & Consulting, In
0607164-08	Ni: ppm Nickel 6010	A	101				MACTEC Engineering & Consulting, In
0607164-08	Se: ppm Selenium 6010	A	102				MACTEC Engineering & Consulting, In
0607164-08	Ag: ppm Silver 6010	A	103				MACTEC Engineering & Consulting, In
0607164-08	Zn: ppm Zinc 6010	A	104				MACTEC Engineering & Consulting, In
0607164-09	Sb: ppm Antimony 6010	A	105				MACTEC Engineering & Consulting, In
0607164-09	Be: ppm Beryllium 6010	A	106				MACTEC Engineering & Consulting, In
0607164-09	Cd: ppm Cadmium 6010	A	107				MACTEC Engineering & Consulting, In
0607164-09	Ba: ppm Barium 6010	A	108				MACTEC Engineering & Consulting, In
0607164-09	Cr: ppm Chromium 6010	A	109				MACTEC Engineering & Consulting, In
0607164-09	Cu: ppm Copper 6010	A	110				MACTEC Engineering & Consulting, In
0607164-09	Pb: ppm Lead 6010	A	111				MACTEC Engineering & Consulting, In
0607164-09	Ni: ppm Nickel 6010	A	112				MACTEC Engineering & Consulting, In
0607164-09	Se: ppm Selenium 6010	A	113				MACTEC Engineering & Consulting, In
0607164-09	Ag: ppm Silver 6010	A	114				MACTEC Engineering & Consulting, In
0607164-09	Zn: ppm Zinc 6010	A	115				MACTEC Engineering & Consulting, In
0607164-10	Sb: ppm Antimony 6010	A	116				MACTEC Engineering & Consulting, In
0607164-10	Be: ppm Beryllium 6010	A	117				MACTEC Engineering & Consulting, In
0607164-10	Cd: ppm Cadmium 6010	A	118				MACTEC Engineering & Consulting, In
0607164-10	Ba: ppm Barium 6010	A	119				MACTEC Engineering & Consulting, In
0607164-10	Cr: ppm Chromium 6010	A	120				MACTEC Engineering & Consulting, In
0607164-10	Pb: ppm Lead 6010	A	121				MACTEC Engineering & Consulting, In
0607164-10	Ni: ppm Nickel 6010	A	122				MACTEC Engineering & Consulting, In
0607164-10	Se: ppm Selenium 6010	A	123				MACTEC Engineering & Consulting, In
0607164-10	Ag: ppm Silver 6010	A	124				MACTEC Engineering & Consulting, In
0607164-10	Zn: ppm Zinc 6010	A	125				MACTEC Engineering & Consulting, In
BPG0344-SRD1	QC		126				
BG61341-BLK1	QC		127				
BG61341-BS1	QC		128				
BG61341-SRM1	QC		129				
BG61341-BSD1	QC		130				
BPG0344-CCB3	QC		131				
BPG0344-CCV3	QC		132		6G14002		

Samples Loaded By

Date

Data Processed By

Date

ANALYSIS SEQUENCE

BPG0344

Instrument: ICP2

Calibration ID: UNASSIGNED

Lab Number	Analysis	Container	Order	Position	STD ID	ISTD ID	Client
BG61341-DUP1	QC		133				
BG61341-MS1	QC		134				
BG61341-PS1	QC		135				
BG61341-DUP2	QC		136				
BG61341-MS2	QC		137				
BG61341-PS2	QC		138				
0607164-11	Sb: ppm Antimony 6010	A	139				MACTEC Engineering & Consulting, In
0607164-11	Be: ppm Beryllium 6010	A	140				MACTEC Engineering & Consulting, In
0607164-11	Cd: ppm Cadmium 6010	A	141				MACTEC Engineering & Consulting, In
0607164-11	Ba: ppm Barium 6010	A	142				MACTEC Engineering & Consulting, In
0607164-11	Cr: ppm Chromium 6010	A	143				MACTEC Engineering & Consulting, In
0607164-11	Pb: ppm Lead 6010	A	144				MACTEC Engineering & Consulting, In
0607164-11	Ni: ppm Nickel 6010	A	145				MACTEC Engineering & Consulting, In
0607164-11	Se: ppm Selenium 6010	A	146				MACTEC Engineering & Consulting, In
0607164-11	Ag: ppm Silver 6010	A	147				MACTEC Engineering & Consulting, In
0607164-11	Zn: ppm Zinc 6010	A	148				MACTEC Engineering & Consulting, In
0607164-12	Sb: ppm Antimony 6010	A	149				MACTEC Engineering & Consulting, In
0607164-12	Be: ppm Beryllium 6010	A	150				MACTEC Engineering & Consulting, In
0607164-12	Cd: ppm Cadmium 6010	A	151				MACTEC Engineering & Consulting, In
0607164-12	Ba: ppm Barium 6010	A	152				MACTEC Engineering & Consulting, In
0607164-12	Cr: ppm Chromium 6010	A	153				MACTEC Engineering & Consulting, In
0607164-12	Pb: ppm Lead 6010	A	154				MACTEC Engineering & Consulting, In
0607164-12	Ni: ppm Nickel 6010	A	155				MACTEC Engineering & Consulting, In
0607164-12	Se: ppm Selenium 6010	A	156				MACTEC Engineering & Consulting, In
0607164-12	Ag: ppm Silver 6010	A	157				MACTEC Engineering & Consulting, In
0607164-12	Zn: ppm Zinc 6010	A	158				MACTEC Engineering & Consulting, In
0607164-13	Sb: ppm Antimony 6010	A	159				MACTEC Engineering & Consulting, In
0607164-13	Be: ppm Beryllium 6010	A	160				MACTEC Engineering & Consulting, In
0607164-13	Cd: ppm Cadmium 6010	A	161				MACTEC Engineering & Consulting, In
0607164-13	Ba: ppm Barium 6010	A	162				MACTEC Engineering & Consulting, In
0607164-13	Cr: ppm Chromium 6010	A	163				MACTEC Engineering & Consulting, In
0607164-13	Pb: ppm Lead 6010	A	164				MACTEC Engineering & Consulting, In
0607164-13	Ni: ppm Nickel 6010	A	165				MACTEC Engineering & Consulting, In

Samples Loaded By

Date

Data Processed By

Date

ANALYSIS SEQUENCE

BPG0344

Instrument: ICP2

Calibration ID: UNASSIGNED

Lab Number	Analysis	Container	Order	Position	STD ID	ISTD ID	Client
0607164-13	Se: ppm Selenium 6010	A	166				MACTEC Engineering & Consulting, In
0607164-13	Ag: ppm Silver 6010	A	167				MACTEC Engineering & Consulting, In
0607164-13	Zn: ppm Zinc 6010	A	168				MACTEC Engineering & Consulting, In
0607164-14	Sb: ppm Antimony 6010	A	169				MACTEC Engineering & Consulting, In
0607164-14	Be: ppm Beryllium 6010	A	170				MACTEC Engineering & Consulting, In
0607164-14	Cd: ppm Cadmium 6010	A	171				MACTEC Engineering & Consulting, In
0607164-14	Ba: ppm Barium 6010	A	172				MACTEC Engineering & Consulting, In
0607164-14	Cr: ppm Chromium 6010	A	173				MACTEC Engineering & Consulting, In
0607164-14	Pb: ppm Lead 6010	A	174				MACTEC Engineering & Consulting, In
0607164-14	Ni: ppm Nickel 6010	A	175				MACTEC Engineering & Consulting, In
0607164-14	Se: ppm Selenium 6010	A	176				MACTEC Engineering & Consulting, In
0607164-14	Ag: ppm Silver 6010	A	177				MACTEC Engineering & Consulting, In
0607164-14	Zn: ppm Zinc 6010	A	178				MACTEC Engineering & Consulting, In
BPG0344-CCB4	QC		179				
BPG0344-CCV4	QC		180		6G14002		
0607164-15	Sb: ppm Antimony 6010	A	181				MACTEC Engineering & Consulting, In
0607164-15	Be: ppm Beryllium 6010	A	182				MACTEC Engineering & Consulting, In
0607164-15	Cd: ppm Cadmium 6010	A	183				MACTEC Engineering & Consulting, In
0607164-15	Ba: ppm Barium 6010	A	184				MACTEC Engineering & Consulting, In
0607164-15	Cr: ppm Chromium 6010	A	185				MACTEC Engineering & Consulting, In
0607164-15	Pb: ppm Lead 6010	A	186				MACTEC Engineering & Consulting, In
0607164-15	Ni: ppm Nickel 6010	A	187				MACTEC Engineering & Consulting, In
0607164-15	Se: ppm Selenium 6010	A	188				MACTEC Engineering & Consulting, In
0607164-15	Ag: ppm Silver 6010	A	189				MACTEC Engineering & Consulting, In
0607164-15	Zn: ppm Zinc 6010	A	190				MACTEC Engineering & Consulting, In
0607164-16	Sb: ppm Antimony 6010	A	191				MACTEC Engineering & Consulting, In
0607164-16	Be: ppm Beryllium 6010	A	192				MACTEC Engineering & Consulting, In
0607164-16	Cd: ppm Cadmium 6010	A	193				MACTEC Engineering & Consulting, In
0607164-16	Ba: ppm Barium 6010	A	194				MACTEC Engineering & Consulting, In
0607164-16	Cr: ppm Chromium 6010	A	195				MACTEC Engineering & Consulting, In
0607164-16	Cu: ppm Copper 6010	A	196				MACTEC Engineering & Consulting, In
0607164-16	Pb: ppm Lead 6010	A	197				MACTEC Engineering & Consulting, In
0607164-16	Ni: ppm Nickel 6010	A	198				MACTEC Engineering & Consulting, In

Samples Loaded By

Date

Data Processed By

Date

ANALYSIS SEQUENCE

BPG0344

Instrument: ICP2

Calibration ID: UNASSIGNED

Lab Number	Analysis	Container	Order	Position	STD ID	ISTD ID	Client
0607164-16	Se: ppm Selenium 6010	A	199				MACTEC Engineering & Consulting, In
0607164-16	Ag: ppm Silver 6010	A	200				MACTEC Engineering & Consulting, In
0607164-16	Zn: ppm Zinc 6010	A	201				MACTEC Engineering & Consulting, In
0607164-17	Sb: ppm Antimony 6010	A	202				MACTEC Engineering & Consulting, In
0607164-17	Be: ppm Beryllium 6010	A	203				MACTEC Engineering & Consulting, In
0607164-17	Cd: ppm Cadmium 6010	A	204				MACTEC Engineering & Consulting, In
0607164-17	Ba: ppm Barium 6010	A	205				MACTEC Engineering & Consulting, In
0607164-17	Cr: ppm Chromium 6010	A	206				MACTEC Engineering & Consulting, In
0607164-17	Cu: ppm Copper 6010	A	207				MACTEC Engineering & Consulting, In
0607164-17	Pb: ppm Lead 6010	A	208				MACTEC Engineering & Consulting, In
0607164-17	Ni: ppm Nickel 6010	A	209				MACTEC Engineering & Consulting, In
0607164-17	Se: ppm Selenium 6010	A	210				MACTEC Engineering & Consulting, In
0607164-17	Ag: ppm Silver 6010	A	211				MACTEC Engineering & Consulting, In
0607164-17	Zn: ppm Zinc 6010	A	212				MACTEC Engineering & Consulting, In
0607164-18	Sb: ppm Antimony 6010	A	213				MACTEC Engineering & Consulting, In
0607164-18	Be: ppm Beryllium 6010	A	214				MACTEC Engineering & Consulting, In
0607164-18	Cd: ppm Cadmium 6010	A	215				MACTEC Engineering & Consulting, In
0607164-18	Ba: ppm Barium 6010	A	216				MACTEC Engineering & Consulting, In
0607164-18	Cr: ppm Chromium 6010	A	217				MACTEC Engineering & Consulting, In
0607164-18	Cu: ppm Copper 6010	A	218				MACTEC Engineering & Consulting, In
0607164-18	Pb: ppm Lead 6010	A	219				MACTEC Engineering & Consulting, In
0607164-18	Ni: ppm Nickel 6010	A	220				MACTEC Engineering & Consulting, In
0607164-18	Se: ppm Selenium 6010	A	221				MACTEC Engineering & Consulting, In
0607164-18	Ag: ppm Silver 6010	A	222				MACTEC Engineering & Consulting, In
0607164-18	Zn: ppm Zinc 6010	A	223				MACTEC Engineering & Consulting, In
0607164-19	Sb: ppm Antimony 6010	A	224				MACTEC Engineering & Consulting, In
0607164-19	Be: ppm Beryllium 6010	A	225				MACTEC Engineering & Consulting, In
0607164-19	Cd: ppm Cadmium 6010	A	226				MACTEC Engineering & Consulting, In
0607164-19	Ba: ppm Barium 6010	A	227				MACTEC Engineering & Consulting, In
0607164-19	Cr: ppm Chromium 6010	A	228				MACTEC Engineering & Consulting, In
0607164-19	Cu: ppm Copper 6010	A	229				MACTEC Engineering & Consulting, In
0607164-19	Pb: ppm Lead 6010	A	230				MACTEC Engineering & Consulting, In
0607164-19	Ni: ppm Nickel 6010	A	231				MACTEC Engineering & Consulting, In

Samples Loaded By

Date

Data Processed By

Date

ANALYSIS SEQUENCE

BPG0344

Instrument: ICP2

Calibration ID: UNASSIGNED

Lab Number	Analysis	Container	Order	Position	STD ID	ISTD ID	Client
0607164-19	Se: ppm Selenium 6010	A	232				MACTEC Engineering & Consulting, In
0607164-19	Ag: ppm Silver 6010	A	233				MACTEC Engineering & Consulting, In
0607164-19	Zn: ppm Zinc 6010	A	234				MACTEC Engineering & Consulting, In
0607164-20	Sb: ppm Antimony 6010	A	235				MACTEC Engineering & Consulting, In
0607164-20	Be: ppm Beryllium 6010	A	236				MACTEC Engineering & Consulting, In
0607164-20	Cd: ppm Cadmium 6010	A	237				MACTEC Engineering & Consulting, In
0607164-20	Ba: ppm Barium 6010	A	238				MACTEC Engineering & Consulting, In
0607164-20	Cr: ppm Chromium 6010	A	239				MACTEC Engineering & Consulting, In
0607164-20	Cu: ppm Copper 6010	A	240				MACTEC Engineering & Consulting, In
0607164-20	Pb: ppm Lead 6010	A	241				MACTEC Engineering & Consulting, In
0607164-20	Ni: ppm Nickel 6010	A	242				MACTEC Engineering & Consulting, In
0607164-20	Se: ppm Selenium 6010	A	243				MACTEC Engineering & Consulting, In
0607164-20	Ag: ppm Silver 6010	A	244				MACTEC Engineering & Consulting, In
0607164-20	Zn: ppm Zinc 6010	A	245				MACTEC Engineering & Consulting, In
0607164-21	Sb: ppm Antimony 6010	A	246				MACTEC Engineering & Consulting, In
0607164-21	Be: ppm Beryllium 6010	A	247				MACTEC Engineering & Consulting, In
0607164-21	Cd: ppm Cadmium 6010	A	248				MACTEC Engineering & Consulting, In
0607164-21	Ba: ppm Barium 6010	A	249				MACTEC Engineering & Consulting, In
0607164-21	Cr: ppm Chromium 6010	A	250				MACTEC Engineering & Consulting, In
0607164-21	Cu: ppm Copper 6010	A	251				MACTEC Engineering & Consulting, In
0607164-21	Pb: ppm Lead 6010	A	252				MACTEC Engineering & Consulting, In
0607164-21	Ni: ppm Nickel 6010	A	253				MACTEC Engineering & Consulting, In
0607164-21	Se: ppm Selenium 6010	A	254				MACTEC Engineering & Consulting, In
0607164-21	Ag: ppm Silver 6010	A	255				MACTEC Engineering & Consulting, In
0607164-21	Zn: ppm Zinc 6010	A	256				MACTEC Engineering & Consulting, In
0607164-22	Be: ppm Beryllium 6010	A	257				MACTEC Engineering & Consulting, In
0607164-22	Cd: ppm Cadmium 6010	A	258				MACTEC Engineering & Consulting, In
0607164-22	Ba: ppm Barium 6010	A	259				MACTEC Engineering & Consulting, In
0607164-22	Cr: ppm Chromium 6010	A	260				MACTEC Engineering & Consulting, In
0607164-22	Cu: ppm Copper 6010	A	261				MACTEC Engineering & Consulting, In
0607164-22	Pb: ppm Lead 6010	A	262				MACTEC Engineering & Consulting, In
0607164-22	Ni: ppm Nickel 6010	A	263				MACTEC Engineering & Consulting, In
0607164-22	Se: ppm Selenium 6010	A	264				MACTEC Engineering & Consulting, In

Samples Loaded By

Date

Data Processed By

Date

ANALYSIS SEQUENCE

BPG0344

Instrument: ICP2

Calibration ID: UNASSIGNED

Lab Number	Analysis	Container	Order	Position	STD ID	ISTD ID	Client
0607164-22	Ag: ppm Silver 6010	A	265				MACTEC Engineering & Consulting, Inc
0607164-22	Zn: ppm Zinc 6010	A	266				MACTEC Engineering & Consulting, Inc
0607164-22	Sb: ppm Antimony 6010	A	267				MACTEC Engineering & Consulting, Inc
0607164-23	Sb: ppm Antimony 6010	A	268				MACTEC Engineering & Consulting, Inc
0607164-23	Be: ppm Beryllium 6010	A	269				MACTEC Engineering & Consulting, Inc
0607164-23	Cd: ppm Cadmium 6010	A	270				MACTEC Engineering & Consulting, Inc
0607164-23	Ba: ppm Barium 6010	A	271				MACTEC Engineering & Consulting, Inc
0607164-23	Cr: ppm Chromium 6010	A	272				MACTEC Engineering & Consulting, Inc
0607164-23	Pb: ppm Lead 6010	A	273				MACTEC Engineering & Consulting, Inc
0607164-23	Ni: ppm Nickel 6010	A	274				MACTEC Engineering & Consulting, Inc
0607164-23	Se: ppm Selenium 6010	A	275				MACTEC Engineering & Consulting, Inc
0607164-23	Ag: ppm Silver 6010	A	276				MACTEC Engineering & Consulting, Inc
0607164-23	Zn: ppm Zinc 6010	A	277				MACTEC Engineering & Consulting, Inc
0607164-24	Sb: ppm Antimony 6010	A	278				MACTEC Engineering & Consulting, Inc
0607164-24	Be: ppm Beryllium 6010	A	279				MACTEC Engineering & Consulting, Inc
0607164-24	Cd: ppm Cadmium 6010	A	280				MACTEC Engineering & Consulting, Inc
0607164-24	Ba: ppm Barium 6010	A	281				MACTEC Engineering & Consulting, Inc
0607164-24	Cr: ppm Chromium 6010	A	282				MACTEC Engineering & Consulting, Inc
0607164-24	Pb: ppm Lead 6010	A	283				MACTEC Engineering & Consulting, Inc
0607164-24	Ni: ppm Nickel 6010	A	284				MACTEC Engineering & Consulting, Inc
0607164-24	Se: ppm Selenium 6010	A	285				MACTEC Engineering & Consulting, Inc
0607164-24	Ag: ppm Silver 6010	A	286				MACTEC Engineering & Consulting, Inc
0607164-24	Zn: ppm Zinc 6010	A	287				MACTEC Engineering & Consulting, Inc
BPG0344-CCB5	QC		288				
BPG0344-CCV5	QC		289		6G14002		
BPG0344-SRD2	QC		290				
BPG0344-SRD3	QC		291				
BPG0344-IFA2	QC		292		6G05048		
BPG0344-IFB2	QC		293		6G05049		

Samples Loaded By

Date

Data Processed By

Date

Analytical Sequence

Method : everythingx

Seq.	Loc.	Sample ID
1	1	Calib Blank 1
2	2	Calib Std 1
3	3	Calib Std 2
4	4	Calib Std 3
5	3	CCV
6	1	ICCB
7	9	BG61337-BLK1
8	10	BG61337-BS1
9	11	BG61337-BSD1
10	12	0607146-01
11	13	BG61337-DUP2
12	14	BG61337-MS2
13	15	BG61337-SD2
14	16	BG61337-PDS2
15	17	0607151-01
16	18	0607152-01
17	3	CCV
18	1	ICCB
19	19	0607153-01
20	20	0607154-01
21	21	0607144-01
22	22	0607144-02
23	23	0607145-01
24	24	0607148-01
25	25	0607148-02
26	26	0607148-04
27	27	0607148-05
28	28	BG61337-DUP1
29	3	CCV
30	1	ICCB
31	29	BG61337-MS1
32	30	BG61337-SD1
33	31	BG61337-PDS1
34	32	06070143-01TCLP
35	33	0607143-01 5/50
36	34	0607143-01 1/50
37	35	060714FILTER
38	36	0607164-01
39	37	0607164-02
40	38	0607164-03
41	3	CCV
42	1	ICCB
43	39	0607164-04
44	40	0607164-05
45	41	0607164-06
46	42	0607164-07
47	43	0607164-08
48	44	0607164-09
49	45	0607164-10
50	46	BG61321-DUP2
51	47	BG61321-MS2
52	48	BG61321-SD2
53	3	CCV-
54	1	ICCB-
55	49	BG61321-PDS2
56	50	BG61341-BLK1

Ag 0.005
 As 0.02
 Ba 0.01
 Be 0.001
 Cd 0.005
 Cr 0.01
 Cu 0.01
 Fe 0.05
 Ni 0.01
 Pb 0.01
 Sb 0.01
 Se 0.02
 Tl 0.05
 Zn 0.01














Analytical Sequence

Method : everythingx

Seq.	Loc.	Sample ID
57	51	BG61341-BS1
58	52	BG61341-BSD1
59	53	BG61341-SRM1
60	54	0607164-11
61	55	0607164-12
62	56	0607164-13
63	57	0607164-14
64	58	0607164-15
65	3	CCV
66	1	ICCB
67	59	0607164-16
68	60	0607164-17
69	61	0607164-18
70	62	0607164-19
71	63	0607164-20
72	64	BG61341-DUP1
73	65	BG61341-MS1
74	66	BG61341-SD1
75	67	BG61341-PDS1
76	68	0607164-21
77	3	CCV
78	1	ICCB
79	69	0607164-22
80	70	0607164-23
81	71	0607164-24
82	72	BG61341-DUP2
83	73	BG61341-MS2
84	74	BG61341-SD2
85	75	BG61341-PDS2
86	3	CCV - <i>lu</i>
87	1	ICCB - <i>lu</i>
88	106	ICSA
89	105	ICSAB
90	0	WASH

Analytical Sequence

Method : everythingx

Seq.	Loc.		Sample ID
1	1		Calib Blank 1
2	2		Calib Std 1
3	3		Calib Std 2
4	4		Calib Std 3
5	3		STD2
6	5		ICV
7	1		ICCB
8	6		CRI1
9	7		CRI2
10	8		CRI3
11	106		ICSA
12	105		ICSAB
13	0		wash

Align View XY Axial for analyte Mn 257.640

X-position	Y-position	Intensity
-2.0	15.0	338646.6
-1.6	15.0	492954.7
-1.2	15.0	688313.8
-0.8	15.0	854114.8
-0.4	15.0	983221.9
0.0	15.0	1044976.4
0.4	15.0	990329.5
0.8	15.0	848104.2
1.2	15.0	683364.4
1.6	15.0	538188.4
2.0	15.0	393316.5
0.0	10.0	2786.6
0.0	10.5	19296.0
0.0	11.0	38229.3
0.0	11.5	70915.3
0.0	12.0	114090.3
0.0	12.5	261501.3
0.0	13.0	398709.0
0.0	13.5	545539.7
0.0	14.0	708595.6
0.0	14.5	957755.5
0.0	15.0	1033615.8
0.0	15.5	1011579.6
0.0	16.0	965688.9
0.0	16.5	669597.4
0.0	17.0	507262.3
0.0	17.5	373672.9
0.0	18.0	257753.6
0.0	18.5	176459.8
0.0	19.0	75210.2
0.0	19.5	44496.6
0.0	20.0	25627.5
-0.8	15.0	848595.1
-0.4	15.0	976020.3
0.0	15.0	1042206.6
0.4	15.0	976427.1
0.8	15.0	864062.3
0.0	13.0	395115.1
0.0	13.5	520520.9
0.0	14.0	714271.6
0.0	14.5	975210.6
0.0	15.0	1041290.5
0.0	15.5	1021865.1
0.0	16.0	951741.9
0.0	16.5	679597.2
0.0	17.0	500515.7

7/14/2006 8:53:22 AM aligned for analyte Mn 257.640

X viewing position set to 0.0 mm having Peak intensity 1041290.5 for Axial viewing
Y viewing position set to 15.0 mm having Peak intensity 1041290.5 for Axial viewing

Analysis Begun

Start Time: 7/14/2006 8:55:31 AM

Plasma On Time: 7/14/2006 7:15:58 AM

Logged In Analyst: ICP2

Technique: ICP Continuous

Spectrometer Model: Optima 3100 XL, S/N 069N8031701 Autosampler Model: AS-90

Sample Information File: C:\pe\ICP2\Sample Information\00dailycal.sif

Batch ID:

Results Data Set: 071406xad

Results Library: Q:\Metals\Results\Icp2\Results\Results.mdb

Sequence No.: 1

Autosampler Location: 1

Sample ID: Calib Blank 1

Date Collected: 7/14/2006 8:55:32 AM

Analyst:

Data Type: Original

Initial Sample Wt:
Dilution:Initial Sample Vol:
Sample Prep Vol:

Replicate Data: Calib Blank 1

Repl#	Analyte	Net Intensity	Corrected Intensity	Conc.	Calib. Units	Analysis Time
1	Y 360.073	2294191.7	2294191.7			08:57:03
1	Ag 328.068†	-317.2	-317.0	[0.00]	mg/L	08:57:08
1	Al 237.313†	-105.3	-105.2	[0.00]	mg/L	08:57:29
1	As 188.979†	-5.3	-5.3	[0.00]	mg/L	08:57:29
1	B 182.528†	-34.5	-34.5	[0.00]	mg/L	08:57:29
1	Ba 233.527†	-71.1	-71.1	[0.00]	mg/L	08:57:29
1	Be 313.107†	2422.3	2420.6	[0.00]	mg/L	08:57:03
1	Ca 315.886†	5302.4	5298.5	[0.00]	mg/L	08:57:08
1	Cd 228.802†	683.9	683.4	[0.00]	mg/L	08:57:29
1	Co 228.616†	-226.9	-226.7	[0.00]	mg/L	08:57:29
1	Cr 267.716†	1684.8	1683.6	[0.00]	mg/L	08:57:08
1	Cu 324.752†	3593.2	3590.5	[0.00]	mg/L	08:57:08
1	Fe 238.204†	2208.0	2206.4	[0.00]	mg/L	08:57:29
1	Fe 234.349†	1220.5	1219.6	[0.00]	mg/L	08:57:29
1	Mg 279.077†	-968.9	-968.2	[0.00]	mg/L	08:57:08
1	Mn 257.610†	1759.2	1757.9	[0.00]	mg/L	08:57:08
1	Mo 202.031†	78.8	78.8	[0.00]	mg/L	08:57:29
1	Na 330.237†	2175.9	2174.3	[0.00]	mg/L	08:57:08
1	Ni 231.604†	-101.1	-101.0	[0.00]	mg/L	08:57:29
1	Pb 220.353†	-90.8	-90.7	[0.00]	mg/L	08:57:29
1	Sb 206.836†	121.3	121.2	[0.00]	mg/L	08:57:29
1	Se 196.026†	-7.3	-7.3	[0.00]	mg/L	08:57:29
1	Sn 189.927†	70.0	69.9	[0.00]	mg/L	08:57:29
1	Ti 337.279†	732.3	731.8	[0.00]	mg/L	08:57:08
1	Tl 190.801†	-21.7	-21.7	[0.00]	mg/L	08:57:29
1	V 292.402†	1685.4	1684.2	[0.00]	mg/L	08:57:08
1	Zn 213.857†	1280.2	1279.3	[0.00]	mg/L	08:57:29
2	Y 360.073	2290840.6	2290840.6			08:57:35
2	Ag 328.068†	-305.4	-305.6	[0.00]	mg/L	08:57:40
2	Al 237.313†	-75.5	-75.6	[0.00]	mg/L	08:58:00
2	As 188.979†	-7.7	-7.7	[0.00]	mg/L	08:58:00
2	B 182.528†	-35.8	-35.8	[0.00]	mg/L	08:58:00
2	Ba 233.527†	-53.7	-53.8	[0.00]	mg/L	08:58:00
2	Be 313.107†	2485.2	2487.0	[0.00]	mg/L	08:57:35
2	Ca 315.886†	5320.3	5324.2	[0.00]	mg/L	08:57:40
2	Cd 228.802†	679.9	680.4	[0.00]	mg/L	08:58:00
2	Co 228.616†	-209.1	-209.3	[0.00]	mg/L	08:58:00
2	Cr 267.716†	1630.5	1631.6	[0.00]	mg/L	08:57:40
2	Cu 324.752†	3554.9	3557.5	[0.00]	mg/L	08:57:40
2	Fe 238.204†	2164.4	2166.0	[0.00]	mg/L	08:58:00
2	Fe 234.349†	1193.9	1194.7	[0.00]	mg/L	08:58:00
2	Mg 279.077†	-989.5	-990.2	[0.00]	mg/L	08:57:40
2	Mn 257.610†	1830.5	1831.9	[0.00]	mg/L	08:57:40
2	Mo 202.031†	73.0	73.0	[0.00]	mg/L	08:58:00
2	Na 330.237†	2192.8	2194.4	[0.00]	mg/L	08:57:40
2	Ni 231.604†	-102.9	-103.0	[0.00]	mg/L	08:58:00
2	Pb 220.353†	-82.3	-82.4	[0.00]	mg/L	08:58:00
2	Sb 206.836†	122.5	122.6	[0.00]	mg/L	08:58:00
2	Se 196.026†	-2.8	-2.8	[0.00]	mg/L	08:58:00
2	Sn 189.927†	72.0	72.0	[0.00]	mg/L	08:58:00
2	Ti 337.279†	655.1	655.5	[0.00]	mg/L	08:57:40
2	Tl 190.801†	-22.7	-22.7	[0.00]	mg/L	08:58:00
2	V 292.402†	1683.4	1684.6	[0.00]	mg/L	08:57:40
2	Zn 213.857†	1297.5	1298.5	[0.00]	mg/L	08:58:00

Mean Data: Calib Blank 1

Analyte	Mean Corrected Intensity	Std.Dev.	RSD	Conc.	Calib Units
Y 360.073	2292516.2	2369.60	0.10%		
Ag 328.068†	-311.3	8.07	2.59%	[0.00]	mg/L
Al 237.313†	-90.4	20.99	23.21%	[0.00]	mg/L
As 188.979†	-6.5	1.65	25.40%	[0.00]	mg/L
B 182.528†	-35.2	0.94	2.68%	[0.00]	mg/L

Ba 233.527†	-62.4	12.24	19.61%	[0.00]	mg/L
Be 313.107†	2453.8	47.00	1.92%	[0.00]	mg/L
Ca 315.886†	5311.4	18.13	0.34%	[0.00]	mg/L
Cd 228.802†	681.9	2.12	0.31%	[0.00]	mg/L
Co 228.616†	-218.0	12.34	5.66%	[0.00]	mg/L
Cr 267.716†	1657.6	36.71	2.21%	[0.00]	mg/L
Cu 324.752†	3574.0	23.35	0.65%	[0.00]	mg/L
Fe 238.204†	2186.2	28.55	1.31%	[0.00]	mg/L
Fe 234.349†	1207.2	17.59	1.46%	[0.00]	mg/L
Mg 279.077†	-979.2	15.61	1.59%	[0.00]	mg/L
Mn 257.610†	1794.9	52.28	2.91%	[0.00]	mg/L
Mo 202.031†	75.9	4.05	5.34%	[0.00]	mg/L
Na 330.237†	2184.3	14.21	0.65%	[0.00]	mg/L
Ni 231.604†	-102.0	1.42	1.39%	[0.00]	mg/L
Pb 220.353†	-86.6	5.89	6.81%	[0.00]	mg/L
Sb 206.836†	121.9	1.00	0.82%	[0.00]	mg/L
Se 196.026†	-5.1	3.18	62.54%	[0.00]	mg/L
Sn 189.927†	71.0	1.50	2.12%	[0.00]	mg/L
Ti 337.279†	693.7	53.92	7.77%	[0.00]	mg/L
Tl 190.801†	-22.2	0.69	3.10%	[0.00]	mg/L
V 292.402†	1684.4	0.31	0.02%	[0.00]	mg/L
Zn 213.857†	1288.9	13.58	1.05%	[0.00]	mg/L

Sequence No.: 2

Sample ID: Calib Std 1

Analyst:

Initial Sample Wt:

Dilution:

Autosampler Location: 2

Date Collected: 7/14/2006 8:59:36 AM

Data Type: Original

Initial Sample Vol:

Sample Prep Vol:

Replicate Data: Calib Std 1

Repl#	Analyte	Net Intensity	Corrected Intensity	Conc.	Calib. Units	Analysis Time
1	Y 360.073	2301966.3	2301966.3			09:01:08
1	Ag 328.068†	15695.9	15942.8	[0.0500]	mg/L	09:01:14
1	Al 237.313†	4339.0	4411.6	[0.5]	mg/L	09:01:14
1	As 188.979†	70.6	76.9	[0.1000]	mg/L	09:01:34
1	B 182.528†	83.4	118.2	[0.1000]	mg/L	09:01:34
1	Ba 233.527†	19300.0	19283.1	[0.1000]	mg/L	09:01:14
1	Be 313.107†	57904.9	55213.4	[0.0100]	mg/L	09:01:08
1	Ca 315.886†	153950.1	148006.7	[1.0000]	mg/L	09:01:08
1	Cd 228.802†	5279.0	4575.5	[0.0500]	mg/L	09:01:14
1	Co 228.616†	7391.1	7578.7	[0.1000]	mg/L	09:01:14
1	Cr 267.716†	16517.9	14792.4	[0.1000]	mg/L	09:01:14
1	Cu 324.752†	30402.4	26703.6	[0.1000]	mg/L	09:01:14
1	Fe 238.204†	73591.8	71103.4	[0.5]	mg/L	09:01:14
1	Fe 234.349†	22259.7	20961.1	[0.5]	mg/L	09:01:14
1	Mg 279.077†	19099.1	19999.9	[1.0000]	mg/L	09:01:14
1	Mn 257.610†	105779.4	103550.3	[0.1000]	mg/L	09:01:14
1	Mo 202.031†	1297.9	1216.7	[0.1000]	mg/L	09:01:34
1	Na 330.237†	6031.0	3822.0	[5.0000]	mg/L	09:01:14
1	Ni 231.604†	5504.9	5584.4	[0.1000]	mg/L	09:01:14
1	Pb 220.353†	850.6	933.7	[0.1000]	mg/L	09:01:34
1	Sb 206.836†	525.0	401.0	[0.1000]	mg/L	09:01:34
1	Se 196.026†	130.9	135.4	[0.2000]	mg/L	09:01:34
1	Sn 189.927†	385.4	312.9	[0.1000]	mg/L	09:01:34
1	Ti 337.279†	69727.6	68747.7	[0.1000]	mg/L	09:01:14
1	Tl 190.801†	106.9	128.7	[0.1000]	mg/L	09:01:34
1	V 292.402†	25919.0	24128.2	[0.1000]	mg/L	09:01:14
1	Zn 213.857†	10154.4	8823.8	[0.1000]	mg/L	09:01:14
2	Y 360.073	2274606.0	2274606.0			09:01:40
2	Ag 328.068†	15622.0	16056.2	[0.0500]	mg/L	09:01:45
2	Al 237.313†	4347.0	4471.7	[0.5]	mg/L	09:01:45
2	As 188.979†	68.3	75.3	[0.1000]	mg/L	09:02:05
2	B 182.528†	82.0	117.8	[0.1000]	mg/L	09:02:05
2	Ba 233.527†	19192.9	19406.4	[0.1000]	mg/L	09:01:45
2	Be 313.107†	57527.2	55526.4	[0.0100]	mg/L	09:01:40
2	Ca 315.886†	152998.7	148892.1	[1.0000]	mg/L	09:01:40
2	Cd 228.802†	5292.0	4651.8	[0.0500]	mg/L	09:01:45
2	Co 228.616†	7363.3	7639.3	[0.1000]	mg/L	09:01:45

2	Cr 267.716†	16406.3	14877.9	[0.1000]	mg/L	09:01:45
2	Cu 324.752†	30270.3	26934.6	[0.1000]	mg/L	09:01:45
2	Fe 238.204†	73254.0	71644.6	[0.5]	mg/L	09:01:45
2	Fe 234.349†	22120.7	21087.7	[0.5]	mg/L	09:01:45
2	Mg 279.077†	19025.5	20154.5	[1.0000]	mg/L	09:01:45
2	Mn 257.610†	105176.4	104209.7	[0.1000]	mg/L	09:01:45
2	Mo 202.031†	1310.7	1245.2	[0.1000]	mg/L	09:02:05
2	Na 330.237†	5950.1	3812.6	[5.0000]	mg/L	09:01:45
2	Ni 231.604†	5481.4	5626.6	[0.1000]	mg/L	09:01:45
2	Pb 220.353†	856.4	949.7	[0.1000]	mg/L	09:02:05
2	Sb 206.836†	533.7	415.9	[0.1000]	mg/L	09:02:05
2	Se 196.026†	133.5	139.6	[0.2000]	mg/L	09:02:05
2	Sn 189.927†	394.3	326.5	[0.1000]	mg/L	09:02:05
2	Ti 337.279†	69213.3	69064.6	[0.1000]	mg/L	09:01:45
2	Tl 190.801†	113.4	136.5	[0.1000]	mg/L	09:02:05
2	V 292.402†	25747.3	24265.6	[0.1000]	mg/L	09:01:45
2	Zn 213.857†	10167.2	8958.4	[0.1000]	mg/L	09:01:45

Mean Data: Calib Std 1

Analyte	Mean Corrected		RSD	Calib	
	Intensity	Std.Dev.		Conc.	Units
Y 360.073	2288286.2	19346.59	0.85%		
Ag 328.068†	15999.5	80.22	0.50%	[0.0500]	mg/L
Al 237.313†	4441.6	42.48	0.96%	[0.5]	mg/L
As 188.979†	76.1	1.06	1.40%	[0.1000]	mg/L
B 182.528†	118.0	0.25	0.21%	[0.1000]	mg/L
Ba 233.527†	19344.8	87.18	0.45%	[0.1000]	mg/L
Be 313.107†	55369.9	221.34	0.40%	[0.0100]	mg/L
Ca 315.886†	148449.4	626.02	0.42%	[1.0000]	mg/L
Cd 228.802†	4613.6	53.96	1.17%	[0.0500]	mg/L
Co 228.616†	7609.0	42.86	0.56%	[0.1000]	mg/L
Cr 267.716†	14835.1	60.39	0.41%	[0.1000]	mg/L
Cu 324.752†	26819.1	163.36	0.61%	[0.1000]	mg/L
Fe 238.204†	71374.0	382.65	0.54%	[0.5]	mg/L
Fe 234.349†	21024.4	89.48	0.43%	[0.5]	mg/L
Mg 279.077†	20077.2	109.38	0.54%	[1.0000]	mg/L
Mn 257.610†	103880.0	466.28	0.45%	[0.1000]	mg/L
Mo 202.031†	1230.9	20.17	1.64%	[0.1000]	mg/L
Na 330.237†	3817.3	6.59	0.17%	[5.0000]	mg/L
Ni 231.604†	5605.5	29.84	0.53%	[0.1000]	mg/L
Pb 220.353†	941.7	11.29	1.20%	[0.1000]	mg/L
Sb 206.836†	408.5	10.59	2.59%	[0.1000]	mg/L
Se 196.026†	137.5	2.95	2.14%	[0.2000]	mg/L
Sn 189.927†	319.7	9.62	3.01%	[0.1000]	mg/L
Ti 337.279†	68906.1	224.06	0.33%	[0.1000]	mg/L
Tl 190.801†	132.6	5.51	4.15%	[0.1000]	mg/L
V 292.402†	24196.9	97.19	0.40%	[0.1000]	mg/L
Zn 213.857†	8891.1	95.18	1.07%	[0.1000]	mg/L

Sequence No.: 3

Sample ID: Calib Std 2

Analyst:

Initial Sample Wt:

Dilution:

Autosampler Location: 3

Date Collected: 7/14/2006 9:03:43 AM

Data Type: Original

Initial Sample Vol:

Sample Prep Vol:

Replicate Data: Calib Std 2

Repl#	Analyte	Net		Calib.	Analysis
		Intensity	Corrected Intensity		
1	Y 360.073	2323683.1	2323683.1		09:05:16
1	Ag 328.068†	78192.9	77455.4	[0.2500]	mg/L 09:05:22
1	Al 237.313†	21602.1	21402.8	[2.5]	mg/L 09:05:22
1	As 188.979†	360.8	362.4	[0.5000]	mg/L 09:05:42
1	B 182.528†	542.9	570.8	[0.5000]	mg/L 09:05:42
1	Ba 233.527†	93395.2	92204.9	[0.5000]	mg/L 09:05:22
1	Be 313.107†	278295.1	272108.6	[0.0500]	mg/L 09:05:16
1	Ca 315.886†	739449.6	724220.2	[5.0000]	mg/L 09:05:16
1	Cd 228.802†	22916.7	21927.5	[0.2500]	mg/L 09:05:22
1	Co 228.616†	36597.8	36324.9	[0.5000]	mg/L 09:05:22

1	Cr 267.716†	73670.3	71024.5	[0.5000]	mg/L	09:05:22
1	Cu 324.752†	134478.6	129100.9	[0.5000]	mg/L	09:05:22
1	Fe 238.204†	348879.8	342014.2	[2.5]	mg/L	09:05:22
1	Fe 234.349†	102702.5	100117.8	[2.5]	mg/L	09:05:22
1	Mg 279.077†	97021.0	96698.9	[5.0000]	mg/L	09:05:22
1	Mn 257.610†	512267.5	503601.7	[0.5000]	mg/L	09:05:16
1	Mo 202.031†	6052.6	5895.5	[0.5000]	mg/L	09:05:42
1	Na 330.237†	22062.7	19582.5	[25.0000]	mg/L	09:05:22
1	Ni 231.604†	27197.4	26934.6	[0.5000]	mg/L	09:05:22
1	Pb 220.353†	4502.0	4528.2	[0.5000]	mg/L	09:05:42
1	Sb 206.836†	2127.9	1977.4	[0.5000]	mg/L	09:05:42
1	Se 196.026†	670.8	666.9	[1.0000]	mg/L	09:05:42
1	Sn 189.927†	1591.7	1499.4	[0.5000]	mg/L	09:05:42
1	Ti 337.279†	343317.8	338019.2	[0.5000]	mg/L	09:05:16
1	Tl 190.801†	626.9	640.7	[0.5000]	mg/L	09:05:42
1	V 292.402†	119648.8	116359.5	[0.5000]	mg/L	09:05:22
1	Zn 213.857†	44249.0	42366.6	[0.5000]	mg/L	09:05:22
2	Y 360.073	2312805.3	2312805.3			09:05:49
2	Ag 328.068†	78384.2	78007.9	[0.2500]	mg/L	09:05:54
2	Al 237.313†	21571.7	21472.8	[2.5]	mg/L	09:05:54
2	As 188.979†	354.6	358.0	[0.5000]	mg/L	09:06:14
2	B 182.528†	541.0	571.4	[0.5000]	mg/L	09:06:14
2	Ba 233.527†	93256.3	92500.6	[0.5000]	mg/L	09:05:54
2	Be 313.107†	276437.5	271558.6	[0.0500]	mg/L	09:05:49
2	Ca 315.886†	733635.6	721888.4	[5.0000]	mg/L	09:05:49
2	Cd 228.802†	22907.2	22024.4	[0.2500]	mg/L	09:05:54
2	Co 228.616†	36517.6	36415.2	[0.5000]	mg/L	09:05:54
2	Cr 267.716†	73574.2	71271.2	[0.5000]	mg/L	09:05:54
2	Cu 324.752†	135161.8	130402.0	[0.5000]	mg/L	09:05:54
2	Fe 238.204†	348312.9	343071.1	[2.5]	mg/L	09:05:54
2	Fe 234.349†	102708.6	100600.4	[2.5]	mg/L	09:05:54
2	Mg 279.077†	96772.3	96902.6	[5.0000]	mg/L	09:05:54
2	Mn 257.610†	508693.5	502436.1	[0.5000]	mg/L	09:05:49
2	Mo 202.031†	6051.7	5922.8	[0.5000]	mg/L	09:06:14
2	Na 330.237†	22139.2	19760.6	[25.0000]	mg/L	09:05:54
2	Ni 231.604†	27127.3	26991.4	[0.5000]	mg/L	09:05:54
2	Pb 220.353†	4492.3	4539.5	[0.5000]	mg/L	09:06:14
2	Sb 206.836†	2119.1	1978.6	[0.5000]	mg/L	09:06:14
2	Se 196.026†	675.4	674.5	[1.0000]	mg/L	09:06:14
2	Sn 189.927†	1587.4	1502.5	[0.5000]	mg/L	09:06:14
2	Ti 337.279†	340833.6	337150.0	[0.5000]	mg/L	09:05:49
2	Tl 190.801†	638.2	654.9	[0.5000]	mg/L	09:06:14
2	V 292.402†	119611.8	116878.1	[0.5000]	mg/L	09:05:54
2	Zn 213.857†	44226.8	42550.0	[0.5000]	mg/L	09:05:54

 Mean Data: Calib Std 2

Analyte	Mean Corrected Intensity	Std.Dev.	RSD	Calib Conc. Units
Y 360.073	2318244.2	7691.82	0.33%	
Ag 328.068†	77731.6	390.62	0.50%	[0.2500] mg/L
Al 237.313†	21437.8	49.54	0.23%	[2.5] mg/L
As 188.979†	360.2	3.14	0.87%	[0.5000] mg/L
B 182.528†	571.1	0.48	0.08%	[0.5000] mg/L
Ba 233.527†	92352.7	209.07	0.23%	[0.5000] mg/L
Be 313.107†	271833.6	388.87	0.14%	[0.0500] mg/L
Ca 315.886†	723054.3	1648.85	0.23%	[5.0000] mg/L
Cd 228.802†	21976.0	68.54	0.31%	[0.2500] mg/L
Co 228.616†	36370.1	63.89	0.18%	[0.5000] mg/L
Cr 267.716†	71147.9	174.42	0.25%	[0.5000] mg/L
Cu 324.752†	129751.4	920.04	0.71%	[0.5000] mg/L
Fe 238.204†	342542.6	747.37	0.22%	[2.5] mg/L
Fe 234.349†	100359.1	341.23	0.34%	[2.5] mg/L
Mg 279.077†	96800.8	144.04	0.15%	[5.0000] mg/L
Mn 257.610†	503018.9	824.19	0.16%	[0.5000] mg/L
Mo 202.031†	5909.1	19.26	0.33%	[0.5000] mg/L
Na 330.237†	19671.5	126.00	0.64%	[25.0000] mg/L
Ni 231.604†	26963.0	40.16	0.15%	[0.5000] mg/L
Pb 220.353†	4533.8	8.00	0.18%	[0.5000] mg/L
Sb 206.836†	1978.0	0.81	0.04%	[0.5000] mg/L
Se 196.026†	670.7	5.41	0.81%	[1.0000] mg/L

Sn 189.927†	1501.0	2.19	0.15%	[0.5000]	mg/L
Ti 337.279†	337584.6	614.65	0.18%	[0.5000]	mg/L
Tl 190.801†	647.8	9.99	1.54%	[0.5000]	mg/L
V 292.402†	116618.8	366.69	0.31%	[0.5000]	mg/L
Zn 213.857†	42458.3	129.66	0.31%	[0.5000]	mg/L

Sequence No.: 4

Sample ID: Calib Std 3

Analyst:

Initial Sample Wt:

Dilution:

Autosampler Location: 4

Date Collected: 7/14/2006 9:07:52 AM

Data Type: Original

Initial Sample Vol:

Sample Prep Vol:

Replicate Data: Calib Std 3

Repl#	Analyte	Net Intensity	Corrected Intensity	Conc.	Calib. Units	Analysis Time
1	Y 360.073	2290764.3	2290764.3			09:09:30
1	Ag 328.068†	157120.7	157552.1	[0.5000]	mg/L	09:09:30
1	Al 237.313†	43207.3	43330.7	[5]	mg/L	09:09:30
1	As 188.979†	710.1	717.1	[1.0000]	mg/L	09:09:50
1	B 182.528†	1117.5	1153.5	[1.0000]	mg/L	09:09:50
1	Ba 233.527†	185204.7	185408.7	[1.0000]	mg/L	09:09:30
1	Be 313.107†	541740.6	539701.1	[0.1000]	mg/L	09:09:30
1	Ca 315.886†	1434204.5	1429990.0	[10.0000]	mg/L	09:09:30
1	Cd 228.802†	44721.2	44073.6	[0.5000]	mg/L	09:09:30
1	Co 228.616†	72274.7	72548.0	[1.0000]	mg/L	09:09:30
1	Cr 267.716†	143540.2	141992.4	[1.0000]	mg/L	09:09:30
1	Cu 324.752†	268760.7	265392.2	[1.0000]	mg/L	09:09:30
1	Fe 238.204†	683906.0	682242.8	[5]	mg/L	09:09:30
1	Fe 234.349†	202483.3	201431.0	[5]	mg/L	09:09:30
1	Mg 279.077†	193400.4	194527.5	[10.0000]	mg/L	09:09:30
1	Mn 257.610†	990900.4	989863.2	[1.0000]	mg/L	09:09:30
1	Mo 202.031†	11945.9	11879.2	[1.0000]	mg/L	09:09:50
1	Na 330.237†	44591.6	42441.4	[50.0000]	mg/L	09:09:30
1	Ni 231.604†	53605.5	53748.5	[1.0000]	mg/L	09:09:30
1	Pb 220.353†	9020.7	9114.1	[1.0000]	mg/L	09:09:50
1	Sb 206.836†	4115.0	3996.2	[1.0000]	mg/L	09:09:50
1	Se 196.026†	1348.2	1354.3	[2.0000]	mg/L	09:09:50
1	Sn 189.927†	3051.7	2983.1	[1.0000]	mg/L	09:09:50
1	Ti 337.279†	672873.8	672694.7	[1.0000]	mg/L	09:09:30
1	Tl 190.801†	1263.3	1286.5	[1.0000]	mg/L	09:09:50
1	V 292.402†	235842.7	234338.6	[1.0000]	mg/L	09:09:30
1	Zn 213.857†	86190.1	84967.2	[1.0000]	mg/L	09:09:30
2	Y 360.073	2295304.6	2295304.6			09:10:00
2	Ag 328.068†	157102.1	157222.5	[0.5000]	mg/L	09:10:00
2	Al 237.313†	43354.8	43392.5	[5]	mg/L	09:10:00
2	As 188.979†	715.3	720.9	[1.0000]	mg/L	09:10:21
2	B 182.528†	1112.1	1145.9	[1.0000]	mg/L	09:10:21
2	Ba 233.527†	185841.9	185678.5	[1.0000]	mg/L	09:10:00
2	Be 313.107†	543212.3	540098.5	[0.1000]	mg/L	09:10:00
2	Ca 315.886†	1439379.4	1432319.5	[10.0000]	mg/L	09:10:00
2	Cd 228.802†	44687.4	43951.2	[0.5000]	mg/L	09:10:00
2	Co 228.616†	72395.4	72525.5	[1.0000]	mg/L	09:10:00
2	Cr 267.716†	144031.7	142199.1	[1.0000]	mg/L	09:10:00
2	Cu 324.752†	268292.4	264392.4	[1.0000]	mg/L	09:10:00
2	Fe 238.204†	685664.1	682645.0	[5]	mg/L	09:10:00
2	Fe 234.349†	203159.8	201705.8	[5]	mg/L	09:10:00
2	Mg 279.077†	194090.7	194834.1	[10.0000]	mg/L	09:10:00
2	Mn 257.610†	993369.8	990368.1	[1.0000]	mg/L	09:10:00
2	Mo 202.031†	11930.3	11840.0	[1.0000]	mg/L	09:10:21
2	Na 330.237†	44357.3	42119.1	[50.0000]	mg/L	09:10:00
2	Ni 231.604†	53749.2	53785.9	[1.0000]	mg/L	09:10:00
2	Pb 220.353†	8980.4	9056.0	[1.0000]	mg/L	09:10:21
2	Sb 206.836†	4088.1	3961.2	[1.0000]	mg/L	09:10:21
2	Se 196.026†	1348.2	1351.6	[2.0000]	mg/L	09:10:21
2	Sn 189.927†	3039.5	2964.9	[1.0000]	mg/L	09:10:21
2	Ti 337.279†	673927.3	672414.9	[1.0000]	mg/L	09:10:00
2	Tl 190.801†	1261.8	1282.5	[1.0000]	mg/L	09:10:21
2	V 292.402†	236333.4	234361.9	[1.0000]	mg/L	09:10:00
2	Zn 213.857†	86250.2	84856.5	[1.0000]	mg/L	09:10:00

Mean Data: Calib Std 3

Analyte	Mean Corrected Intensity	Std.Dev.	RSD	Conc.	Calib Units
Y 360.073	2293034.5	3210.43	0.14%		
Ag 328.068†	157387.3	233.04	0.15%	[0.5000]	mg/L
Al 237.313†	43361.6	43.68	0.10%	[5]	mg/L
As 188.979†	719.0	2.70	0.38%	[1.0000]	mg/L
B 182.528†	1149.7	5.40	0.47%	[1.0000]	mg/L
Ba 233.527†	185543.6	190.75	0.10%	[1.0000]	mg/L
Be 313.107†	539899.8	281.06	0.05%	[0.1000]	mg/L
Ca 315.886†	1431154.7	1647.20	0.12%	[10.0000]	mg/L
Cd 228.802†	44012.4	86.51	0.20%	[0.5000]	mg/L
Co 228.616†	72536.7	15.91	0.02%	[1.0000]	mg/L
Cr 267.716†	142095.8	146.18	0.10%	[1.0000]	mg/L
Cu 324.752†	264892.3	706.96	0.27%	[1.0000]	mg/L
Fe 238.204†	682443.9	284.39	0.04%	[5]	mg/L
Fe 234.349†	201568.4	194.29	0.10%	[5]	mg/L
Mg 279.077†	194680.8	216.80	0.11%	[10.0000]	mg/L
Mn 257.610†	990115.7	357.00	0.04%	[1.0000]	mg/L
Mo 202.031†	11859.6	27.72	0.23%	[1.0000]	mg/L
Na 330.237†	42280.3	227.91	0.54%	[50.0000]	mg/L
Ni 231.604†	53767.2	26.44	0.05%	[1.0000]	mg/L
Pb 220.353†	9085.1	41.07	0.45%	[1.0000]	mg/L
Sb 206.836†	3978.7	24.76	0.62%	[1.0000]	mg/L
Se 196.026†	1353.0	1.93	0.14%	[2.0000]	mg/L
Sn 189.927†	2974.0	12.86	0.43%	[1.0000]	mg/L
Ti 337.279†	672554.8	197.87	0.03%	[1.0000]	mg/L
Tl 190.801†	1284.5	2.86	0.22%	[1.0000]	mg/L
V 292.402†	234350.3	16.46	0.01%	[1.0000]	mg/L
Zn 213.857†	84911.8	78.26	0.09%	[1.0000]	mg/L

Calibration Summary

Analyte	Stds.	Equation	Intercept	Slope	Curvature	Corr. Coef.	Reslope
Ag 328.068	3	Lin, Calc Int	-62.8	314200	0.00000	0.999973	
Al 237.313	3	Lin, Calc Int	1.7	8654	0.00000	0.999974	
As 188.979	3	Lin, Calc Int	2.0	717.1	0.00000	0.999985	
B 182.528	3	Lin, Calc Int	0.6	1148	0.00000	0.999987	
Ba 233.527	3	Lin, Calc Int	272.9	185100	0.00000	0.999985	
Be 313.107	3	Lin, Calc Int	961.4	5395000	0.00000	0.999992	
Ca 315.886	3	Lin, Calc Int	3752.7	143000	0.00000	0.999983	
Cd 228.802	3	Lin, Calc Int	88.6	87810	0.00000	0.999987	
Co 228.616	3	Lin, Calc Int	176.5	72380	0.00000	0.999989	
Cr 267.716	3	Lin, Calc Int	296.0	141800	0.00000	0.999991	
Cu 324.752	3	Lin, Calc Int	-353.5	264300	0.00000	0.999934	
Fe 238.204	3	Lin, Calc Int	1633.1	136200	0.00000	0.999990	
Fe 234.349	3	Lin, Calc Int	305.9	40220	0.00000	0.999985	
Mg 279.077	3	Lin, Calc Int	170.1	19430	0.00000	0.999988	
Mn 257.610	3	Lin, Calc Int	3636.0	989000	0.00000	0.999963	
Mo 202.031	3	Lin, Calc Int	16.1	11830	0.00000	0.999989	
Na 330.237	3	Lin, Calc Int	-454.6	844.8	0.00000	0.999349	
Ni 231.604	3	Lin, Calc Int	116.2	53670	0.00000	0.999992	
Pb 220.353	3	Lin, Calc Int	13.1	9068	0.00000	0.999992	
Sb 206.836	3	Lin, Calc Int	2.6	3972	0.00000	0.999989	
Se 196.026	3	Lin, Calc Int	-0.1	675.5	0.00000	0.999986	
Sn 189.927	3	Lin, Calc Int	12.5	2965	0.00000	0.999971	
Ti 337.279	3	Lin, Calc Int	974.6	672000	0.00000	0.999996	
Tl 190.801	3	Lin, Calc Int	2.9	1283	0.00000	0.999988	
V 292.402	3	Lin, Calc Int	234.7	233900	0.00000	0.999989	
Zn 213.857	3	Lin, Calc Int	177.8	84720	0.00000	0.999989	

Sequence No.: 5
 Sample ID: STD2
 Analyst:
 Initial Sample Wt:
 Dilution:

Autosampler Location: 3
 Date Collected: 7/14/2006 9:11:59 AM
 Data Type: Original
 Initial Sample Vol:
 Sample Prep Vol:

Replicate Data: STD2

Repl#	Analyte	Net Intensity	Corrected Intensity	Calib. Conc. Units	Sample Conc. Units	Analysis Time
1	Y 360.073	2259454.5	2259454.5			09:13:32
1	Ag 328.068†	78871.1	80336.4	0.2560 mg/L	0.2560 mg/L	09:13:38
1	Al 237.313†	21717.6	22125.8	2.535 mg/L	2.535 mg/L	09:13:38
1	As 188.979†	352.3	364.0	0.5063 mg/L	0.5063 mg/L	09:13:58
1	B 182.528†	547.5	590.7	0.5141 mg/L	0.5141 mg/L	09:13:58
1	Ba 233.527†	93459.3	94889.2	0.5108 mg/L	0.5108 mg/L	09:13:38
1	Be 313.107†	270702.4	272209.7	0.0503 mg/L	0.0503 mg/L	09:13:32
1	Ca 315.886†	719293.2	724506.9	5.041 mg/L	5.041 mg/L	09:13:32
1	Cd 228.802†	22992.3	22646.8	0.2547 mg/L	0.2547 mg/L	09:13:38
1	Co 228.616†	36599.1	37352.6	0.5121 mg/L	0.5121 mg/L	09:13:38
1	Cr 267.716†	73659.6	73079.8	0.5133 mg/L	0.5133 mg/L	09:13:38
1	Cu 324.752†	136247.5	134667.1	0.5111 mg/L	0.5111 mg/L	09:13:38
1	Fe 238.204†	348345.0	351255.9	2.567 mg/L	2.567 mg/L	09:13:38
1	Fe 234.349†	102609.7	102904.0	2.546 mg/L	2.546 mg/L	09:13:38
1	Mg 279.077†	97005.8	99404.5	5.104 mg/L	5.104 mg/L	09:13:38
1	Mn 257.610†	498528.4	504028.3	0.5060 mg/L	0.5060 mg/L	09:13:32
1	Mo 202.031†	6041.8	6054.4	0.5107 mg/L	0.5107 mg/L	09:13:58
1	Na 330.237†	22189.6	20330.0	24.60 mg/L	24.60 mg/L	09:13:38
1	Ni 231.604†	27227.6	27728.0	0.5141 mg/L	0.5141 mg/L	09:13:38
1	Pb 220.353†	4467.2	4619.1	0.5102 mg/L	0.5102 mg/L	09:13:58
1	Sb 206.836†	2102.6	2011.5	0.4989 mg/L	0.4989 mg/L	09:13:58
1	Se 196.026†	674.8	689.7	1.021 mg/L	1.021 mg/L	09:13:58
1	Sn 189.927†	1581.0	1533.2	0.5140 mg/L	0.5140 mg/L	09:13:58
1	Ti 337.279†	335299.3	339511.9	0.5038 mg/L	0.5038 mg/L	09:13:32
1	Tl 190.801†	626.6	658.0	0.5102 mg/L	0.5102 mg/L	09:13:58
1	V 292.402†	120168.4	120242.4	0.5165 mg/L	0.5165 mg/L	09:13:38
1	Zn 213.857†	44152.3	43509.5	0.5082 mg/L	0.5082 mg/L	09:13:38
2	Y 360.073	2271552.2	2271552.2			09:14:05
2	Ag 328.068†	77615.9	78643.5	0.2506 mg/L	0.2506 mg/L	09:14:10
2	Al 237.313†	21233.7	21520.0	2.465 mg/L	2.465 mg/L	09:14:10
2	As 188.979†	356.3	366.0	0.5092 mg/L	0.5092 mg/L	09:14:30
2	B 182.528†	548.3	588.5	0.5122 mg/L	0.5122 mg/L	09:14:30
2	Ba 233.527†	92101.5	93013.9	0.5007 mg/L	0.5007 mg/L	09:14:10
2	Be 313.107†	272268.8	272327.7	0.0503 mg/L	0.0503 mg/L	09:14:05
2	Ca 315.886†	724258.4	725631.1	5.049 mg/L	5.049 mg/L	09:14:05
2	Cd 228.802†	22680.3	22207.7	0.2497 mg/L	0.2497 mg/L	09:14:10
2	Co 228.616†	36078.3	36629.3	0.5022 mg/L	0.5022 mg/L	09:14:10
2	Cr 267.716†	72595.0	71607.4	0.5030 mg/L	0.5030 mg/L	09:14:10
2	Cu 324.752†	133586.3	131245.1	0.4981 mg/L	0.4981 mg/L	09:14:10
2	Fe 238.204†	343265.9	344247.6	2.516 mg/L	2.516 mg/L	09:14:10
2	Fe 234.349†	101179.9	100906.5	2.497 mg/L	2.497 mg/L	09:14:10
2	Mg 279.077†	95643.2	97505.1	5.006 mg/L	5.006 mg/L	09:14:10
2	Mn 257.610†	501712.7	504548.1	0.5065 mg/L	0.5065 mg/L	09:14:05
2	Mo 202.031†	6089.1	6069.4	0.5120 mg/L	0.5120 mg/L	09:14:30
2	Na 330.237†	21872.0	19889.6	24.07 mg/L	24.07 mg/L	09:14:10
2	Ni 231.604†	26813.8	27163.3	0.5036 mg/L	0.5036 mg/L	09:14:10
2	Pb 220.353†	4470.8	4598.6	0.5079 mg/L	0.5079 mg/L	09:14:30
2	Sb 206.836†	2089.8	1987.2	0.4929 mg/L	0.4929 mg/L	09:14:30
2	Se 196.026†	670.6	681.9	1.010 mg/L	1.010 mg/L	09:14:30
2	Sn 189.927†	1585.6	1529.3	0.5127 mg/L	0.5127 mg/L	09:14:30
2	Ti 337.279†	337629.6	340051.8	0.5046 mg/L	0.5046 mg/L	09:14:05
2	Tl 190.801†	635.2	663.3	0.5145 mg/L	0.5145 mg/L	09:14:30
2	V 292.402†	118160.5	117566.6	0.5050 mg/L	0.5050 mg/L	09:14:10
2	Zn 213.857†	43639.6	42753.4	0.4994 mg/L	0.4994 mg/L	09:14:10

Mean Data: STD2

Analyte	Mean Corrected Intensity	Calib Conc. Units	Std. Dev.	Sample Conc. Units	Std. Dev.	RSD
Y 360.073	2265503.3				8554.39	0.38%
Ag 328.068†	79490.0	0.2533 mg/L	0.00381	0.2533 mg/L	0.00381	1.50%
QC value within limits for Ag 328.068		Recovery = 101.31%				
Al 237.313†	21822.9	2.500 mg/L	0.0492	2.500 mg/L	0.0492	1.97%
QC value within limits for Al 237.313		Recovery = 100.01%				
As 188.979†	365.0	0.5077 mg/L	0.00204	0.5077 mg/L	0.00204	0.40%
QC value within limits for As 188.979		Recovery = 101.55%				
B 182.528†	589.6	0.5132 mg/L	0.00135	0.5132 mg/L	0.00135	0.26%

Ba	233.527†	93951.6	0.5057 mg/L	0.00716	0.5057 mg/L	0.00716	1.42%
QC value within limits for B 182.528 Recovery = 102.63%							
Be	313.107†	272268.7	0.0503 mg/L	0.00001	0.0503 mg/L	0.00001	0.03%
QC value within limits for Ba 233.527 Recovery = 101.15%							
Ca	315.886†	725069.0	5.045 mg/L	0.0056	5.045 mg/L	0.0056	0.11%
QC value within limits for Be 313.107 Recovery = 100.63%							
Cd	228.802†	22427.3	0.2522 mg/L	0.00353	0.2522 mg/L	0.00353	1.40%
QC value within limits for Ca 315.886 Recovery = 100.91%							
Co	228.616†	36991.0	0.5071 mg/L	0.00706	0.5071 mg/L	0.00706	1.39%
QC value within limits for Cd 228.802 Recovery = 100.89%							
Cr	267.716†	72343.6	0.5082 mg/L	0.00735	0.5082 mg/L	0.00735	1.45%
QC value within limits for Co 228.616 Recovery = 101.43%							
Cu	324.752†	132956.1	0.5046 mg/L	0.00916	0.5046 mg/L	0.00916	1.81%
QC value within limits for Cr 267.716 Recovery = 101.63%							
Fe	238.204†	347751.8	2.542 mg/L	0.0364	2.542 mg/L	0.0364	1.43%
QC value within limits for Cu 324.752 Recovery = 100.92%							
Fe	234.349†	101905.3	2.522 mg/L	0.0351	2.522 mg/L	0.0351	1.39%
QC value within limits for Fe 238.204 Recovery = 101.66%							
Mg	279.077†	98454.8	5.055 mg/L	0.0690	5.055 mg/L	0.0690	1.37%
QC value within limits for Fe 234.349 Recovery = 100.86%							
Mn	257.610†	504288.2	0.5063 mg/L	0.00037	0.5063 mg/L	0.00037	0.07%
QC value within limits for Mg 279.077 Recovery = 101.10%							
Mo	202.031†	6061.9	0.5114 mg/L	0.00089	0.5114 mg/L	0.00089	0.17%
QC value within limits for Mn 257.610 Recovery = 101.26%							
Na	330.237†	20109.8	24.34 mg/L	0.368	24.34 mg/L	0.368	1.51%
QC value within limits for Mo 202.031 Recovery = 102.27%							
Ni	231.604†	27445.7	0.5089 mg/L	0.00744	0.5089 mg/L	0.00744	1.46%
QC value within limits for Na 330.237 Recovery = 97.34%							
Pb	220.353†	4608.8	0.5091 mg/L	0.00160	0.5091 mg/L	0.00160	0.31%
QC value within limits for Ni 231.604 Recovery = 101.77%							
Sb	206.836†	1999.3	0.4959 mg/L	0.00425	0.4959 mg/L	0.00425	0.86%
QC value within limits for Pb 220.353 Recovery = 101.81%							
Se	196.026†	685.8	1.015 mg/L	0.0082	1.015 mg/L	0.0082	0.81%
QC value within limits for Sb 206.836 Recovery = 99.18%							
Sn	189.927†	1531.2	0.5133 mg/L	0.00092	0.5133 mg/L	0.00092	0.18%
QC value within limits for Se 196.026 Recovery = 101.54%							
Ti	337.279†	339781.9	0.5042 mg/L	0.00057	0.5042 mg/L	0.00057	0.11%
QC value within limits for Sn 189.927 Recovery = 102.66%							
Tl	190.801†	660.7	0.5123 mg/L	0.00304	0.5123 mg/L	0.00304	0.59%
QC value within limits for Ti 337.279 Recovery = 100.84%							
V	292.402†	118904.5	0.5107 mg/L	0.00815	0.5107 mg/L	0.00815	1.59%
QC value within limits for Tl 190.801 Recovery = 102.46%							
Zn	213.857†	43131.5	0.5038 mg/L	0.00626	0.5038 mg/L	0.00626	1.24%
QC value within limits for V 292.402 Recovery = 102.15%							
QC value within limits for Zn 213.857 Recovery = 100.76%							

All analyte(s) passed QC.

Sequence No.: 6

Sample ID: ICV

Analyst:

Initial Sample Wt:

Dilution:

Autosampler Location: 5

Date Collected: 7/14/2006 9:16:08 AM

Data Type: Original

Initial Sample Vol:

Sample Prep Vol:

Replicate Data: ICV

Repl#	Analyte	Net Intensity	Corrected Intensity	Calib. Conc. Units	Sample Conc. Units	Analysis Time
1	Y 360.073	2292697.7	2292697.7			09:17:43
1	Ag 328.068†	78206.1	78511.2	0.2502 mg/L	0.2502 mg/L	09:17:48
1	Al 237.313†	21160.9	21249.6	2.434 mg/L	2.434 mg/L	09:17:48
1	As 188.979†	345.8	352.3	0.4900 mg/L	0.4900 mg/L	09:18:08
1	B 182.528†	538.8	573.9	0.4995 mg/L	0.4995 mg/L	09:18:08
1	Ba 233.527†	90876.8	90932.0	0.4894 mg/L	0.4894 mg/L	09:17:48
1	Be 313.107†	276860.7	274385.0	0.0507 mg/L	0.0507 mg/L	09:17:43
1	Ca 315.886†	732374.1	727004.8	5.059 mg/L	5.059 mg/L	09:17:43
1	Cd 228.802†	22815.3	22131.7	0.2489 mg/L	0.2489 mg/L	09:17:48
1	Co 228.616†	35742.2	35957.3	0.4929 mg/L	0.4929 mg/L	09:17:48
1	Cr 267.716†	72664.3	71001.0	0.4987 mg/L	0.4987 mg/L	09:17:48
1	Cu 324.752†	134128.3	130543.7	0.4955 mg/L	0.4955 mg/L	09:17:48
1	Fe 238.204†	346258.0	344044.4	2.514 mg/L	2.514 mg/L	09:17:48

1	Fe 234.349†	102132.2	100916.9	2.497 mg/L	2.497 mg/L	09:17:48
1	Mg 279.077†	94052.6	95024.3	4.879 mg/L	4.879 mg/L	09:17:48
1	Mn 257.610†	504274.0	502439.2	0.5044 mg/L	0.5044 mg/L	09:17:43
1	Mo 202.031†	5989.2	5912.9	0.4988 mg/L	0.4988 mg/L	09:18:08
1	Na 330.237†	21779.5	19593.4	23.72 mg/L	23.72 mg/L	09:17:48
1	Ni 231.604†	26916.4	27016.2	0.5009 mg/L	0.5009 mg/L	09:17:48
1	Pb 220.353†	4390.4	4476.6	0.4944 mg/L	0.4944 mg/L	09:18:08
1	Sb 206.836†	2063.7	1941.7	0.4815 mg/L	0.4815 mg/L	09:18:08
1	Se 196.026†	661.3	666.3	0.9865 mg/L	0.9865 mg/L	09:18:08
1	Sn 189.927†	1600.0	1528.9	0.5125 mg/L	0.5125 mg/L	09:18:08
1	Ti 337.279†	339322.8	338602.2	0.5024 mg/L	0.5024 mg/L	09:17:43
1	Tl 190.801†	621.6	643.8	0.4994 mg/L	0.4994 mg/L	09:18:08
1	V 292.402†	117226.9	115533.3	0.4963 mg/L	0.4963 mg/L	09:17:48
1	Zn 213.857†	43661.9	42369.6	0.4949 mg/L	0.4949 mg/L	09:17:48
2	Y 360.073	2299769.9	2299769.9			09:18:15
2	Ag 328.068†	77397.0	77464.2	0.2468 mg/L	0.2468 mg/L	09:18:21
2	Al 237.313†	21017.7	21041.8	2.410 mg/L	2.410 mg/L	09:18:21
2	As 188.979†	347.7	353.1	0.4911 mg/L	0.4911 mg/L	09:18:41
2	B 182.528†	546.6	580.0	0.5048 mg/L	0.5048 mg/L	09:18:41
2	Ba 233.527†	90220.6	89998.5	0.4844 mg/L	0.4844 mg/L	09:18:21
2	Be 313.107†	277431.7	274102.8	0.0507 mg/L	0.0507 mg/L	09:18:15
2	Ca 315.886†	734405.4	726777.6	5.057 mg/L	5.057 mg/L	09:18:15
2	Cd 228.802†	22596.7	21843.5	0.2456 mg/L	0.2456 mg/L	09:18:21
2	Co 228.616†	35513.7	35619.7	0.4882 mg/L	0.4882 mg/L	09:18:21
2	Cr 267.716†	72253.2	70367.7	0.4942 mg/L	0.4942 mg/L	09:18:21
2	Cu 324.752†	132510.3	128518.3	0.4878 mg/L	0.4878 mg/L	09:18:21
2	Fe 238.204†	343858.8	340588.0	2.489 mg/L	2.489 mg/L	09:18:21
2	Fe 234.349†	101360.8	99833.9	2.470 mg/L	2.470 mg/L	09:18:21
2	Mg 279.077†	93602.1	94286.1	4.841 mg/L	4.841 mg/L	09:18:21
2	Mn 257.610†	505258.3	501869.8	0.5038 mg/L	0.5038 mg/L	09:18:15
2	Mo 202.031†	6022.4	5927.5	0.5000 mg/L	0.5000 mg/L	09:18:41
2	Na 330.237†	21520.5	19268.4	23.34 mg/L	23.34 mg/L	09:18:21
2	Ni 231.604†	26732.8	26750.5	0.4959 mg/L	0.4959 mg/L	09:18:21
2	Pb 220.353†	4412.0	4484.6	0.4953 mg/L	0.4953 mg/L	09:18:41
2	Sb 206.836†	2068.2	1939.8	0.4811 mg/L	0.4811 mg/L	09:18:41
2	Se 196.026†	671.6	674.5	0.9987 mg/L	0.9987 mg/L	09:18:41
2	Sn 189.927†	1598.2	1522.2	0.5103 mg/L	0.5103 mg/L	09:18:41
2	Ti 337.279†	337370.5	335612.7	0.4980 mg/L	0.4980 mg/L	09:18:15
2	Tl 190.801†	625.0	645.3	0.5006 mg/L	0.5006 mg/L	09:18:41
2	V 292.402†	116354.7	114303.3	0.4910 mg/L	0.4910 mg/L	09:18:21
2	Zn 213.857†	43428.5	42002.7	0.4906 mg/L	0.4906 mg/L	09:18:21

Mean Data: ICV

Analyte	Mean Corrected Intensity	Calib Conc. Units	Std.Dev.	Sample Conc. Units	Std.Dev.	RSD
Y 360.073	2296233.8				5000.77	0.22%
Ag 328.068†	77987.7	0.2485 mg/L	0.00236	0.2485 mg/L	0.00236	0.95%
QC value within limits for Ag 328.068		Recovery = 99.40%				
Al 237.313†	21145.7	2.422 mg/L	0.0168	2.422 mg/L	0.0168	0.70%
QC value within limits for Al 237.313		Recovery = 96.89%				
As 188.979†	352.7	0.4905 mg/L	0.00081	0.4905 mg/L	0.00081	0.16%
QC value within limits for As 188.979		Recovery = 98.11%				
B 182.528†	577.0	0.5022 mg/L	0.00375	0.5022 mg/L	0.00375	0.75%
QC value within limits for B 182.528		Recovery = 100.44%				
Ba 233.527†	90465.2	0.4869 mg/L	0.00356	0.4869 mg/L	0.00356	0.73%
QC value within limits for Ba 233.527		Recovery = 97.38%				
Be 313.107†	274243.9	0.0507 mg/L	0.00004	0.0507 mg/L	0.00004	0.07%
QC value within limits for Be 313.107		Recovery = 101.36%				
Ca 315.886†	726891.2	5.058 mg/L	0.0011	5.058 mg/L	0.0011	0.02%
QC value within limits for Ca 315.886		Recovery = 101.16%				
Cd 228.802†	21987.6	0.2473 mg/L	0.00232	0.2473 mg/L	0.00232	0.94%
QC value within limits for Cd 228.802		Recovery = 98.91%				
Co 228.616†	35788.5	0.4906 mg/L	0.00329	0.4906 mg/L	0.00329	0.67%
QC value within limits for Co 228.616		Recovery = 98.11%				
Cr 267.716†	70684.3	0.4964 mg/L	0.00316	0.4964 mg/L	0.00316	0.64%
QC value within limits for Cr 267.716		Recovery = 99.29%				
Cu 324.752†	129531.0	0.4916 mg/L	0.00542	0.4916 mg/L	0.00542	1.10%
QC value within limits for Cu 324.752		Recovery = 98.33%				
Fe 238.204†	342316.2	2.502 mg/L	0.0179	2.502 mg/L	0.0179	0.72%
QC value within limits for Fe 238.204		Recovery = 100.07%				

Fe 234.349†	100375.4	2.484 mg/L	0.0190	2.484 mg/L	0.0190	0.77%
QC value within limits for Fe 234.349 Recovery = 99.35%						
Mg 279.077†	94655.2	4.860 mg/L	0.0268	4.860 mg/L	0.0268	0.55%
QC value within limits for Mg 279.077 Recovery = 97.19%						
Mn 257.610†	502154.5	0.5041 mg/L	0.00041	0.5041 mg/L	0.00041	0.08%
QC value within limits for Mn 257.610 Recovery = 100.83%						
Mo 202.031†	5920.2	0.4994 mg/L	0.00087	0.4994 mg/L	0.00087	0.17%
QC value within limits for Mo 202.031 Recovery = 99.88%						
Na 330.237†	19430.9	23.53 mg/L	0.272	23.53 mg/L	0.272	1.16%
QC value within limits for Na 330.237 Recovery = 94.13%						
Ni 231.604†	26883.3	0.4984 mg/L	0.00350	0.4984 mg/L	0.00350	0.70%
QC value within limits for Ni 231.604 Recovery = 99.68%						
Pb 220.353†	4480.6	0.4949 mg/L	0.00062	0.4949 mg/L	0.00062	0.13%
QC value within limits for Pb 220.353 Recovery = 98.98%						
Sb 206.836†	1940.7	0.4813 mg/L	0.00030	0.4813 mg/L	0.00030	0.06%
QC value within limits for Sb 206.836 Recovery = 96.26%						
Se 196.026†	670.4	0.9926 mg/L	0.00863	0.9926 mg/L	0.00863	0.87%
QC value within limits for Se 196.026 Recovery = 99.26%						
Sn 189.927†	1525.6	0.5114 mg/L	0.00160	0.5114 mg/L	0.00160	0.31%
QC value within limits for Sn 189.927 Recovery = 102.28%						
Ti 337.279†	337107.5	0.5002 mg/L	0.00315	0.5002 mg/L	0.00315	0.63%
QC value within limits for Ti 337.279 Recovery = 100.04%						
Tl 190.801†	644.5	0.5000 mg/L	0.00085	0.5000 mg/L	0.00085	0.17%
QC value within limits for Tl 190.801 Recovery = 100.00%						
V 292.402†	114918.3	0.4936 mg/L	0.00374	0.4936 mg/L	0.00374	0.76%
QC value within limits for V 292.402 Recovery = 98.72%						
Zn 213.857†	42186.1	0.4927 mg/L	0.00304	0.4927 mg/L	0.00304	0.62%
QC value within limits for Zn 213.857 Recovery = 98.55%						

All analyte(s) passed QC.

Sequence No.: 7

Sample ID: ICCB

Analyst:

Initial Sample Wt:

Dilution:

Autosampler Location: 1

Date Collected: 7/14/2006 9:20:19 AM

Data Type: Original

Initial Sample Vol:

Sample Prep Vol:

Replicate Data: ICCB

Repl#	Analyte	Net Intensity	Corrected Intensity	Calib. Conc. Units	Sample Conc. Units	Analysis Time
1	Y 360.073	2282349.0	2282349.0			09:21:50
1	Ag 328.068†	-306.8	3.1	0.0002 mg/L	0.0002 mg/L	09:21:56
1	Al 237.313†	-81.0	9.1	0.0009 mg/L	0.0009 mg/L	09:22:16
1	As 188.979†	-3.2	3.2	0.0017 mg/L	0.0017 mg/L	09:22:16
1	B 182.528†	-19.9	15.2	0.0127 mg/L	0.0127 mg/L	09:22:16
1	Ba 233.527†	-65.7	-3.6	-0.0015 mg/L	-0.0015 mg/L	09:22:16
1	Be 313.107†	2469.8	27.0	-0.0002 mg/L	-0.0002 mg/L	09:21:50
1	Ca 315.886†	5320.8	33.2	-0.0260 mg/L	-0.0260 mg/L	09:21:56
1	Cd 228.802†	692.1	13.3	-0.0009 mg/L	-0.0009 mg/L	09:22:16
1	Co 228.616†	-221.6	-4.6	-0.0025 mg/L	-0.0025 mg/L	09:22:16
1	Cr 267.716†	1582.0	-68.6	-0.0026 mg/L	-0.0026 mg/L	09:21:56
1	Cu 324.752†	3792.7	235.6	0.0022 mg/L	0.0022 mg/L	09:21:56
1	Fe 238.204†	1919.6	-258.0	-0.0139 mg/L	-0.0139 mg/L	09:22:16
1	Fe 234.349†	1115.3	-86.9	-0.0097 mg/L	-0.0097 mg/L	09:22:16
1	Mg 279.077†	-979.0	-4.2	-0.0090 mg/L	-0.0090 mg/L	09:21:56
1	Mn 257.610†	1621.6	-166.0	-0.0038 mg/L	-0.0038 mg/L	09:21:56
1	Mo 202.031†	121.6	46.3	0.0025 mg/L	0.0025 mg/L	09:22:16
1	Na 330.237†	2100.6	-74.4	0.4502 mg/L	0.4502 mg/L	09:21:56
1	Ni 231.604†	-106.8	-5.2	-0.0023 mg/L	-0.0023 mg/L	09:22:16
1	Pb 220.353†	-82.9	3.3	-0.0011 mg/L	-0.0011 mg/L	09:22:16
1	Sb 206.836†	120.4	-1.0	-0.0009 mg/L	-0.0009 mg/L	09:22:16
1	Se 196.026†	2.8	7.9	0.0118 mg/L	0.0118 mg/L	09:22:16
1	Sn 189.927†	76.3	5.7	-0.0023 mg/L	-0.0023 mg/L	09:22:16
1	Ti 337.279†	871.5	181.7	-0.0012 mg/L	-0.0012 mg/L	09:21:56
1	Tl 190.801†	-14.0	8.1	0.0041 mg/L	0.0041 mg/L	09:22:16
1	V 292.402†	1683.2	6.3	-0.0010 mg/L	-0.0010 mg/L	09:21:56
1	Zn 213.857†	1262.1	-21.1	-0.0023 mg/L	-0.0023 mg/L	09:22:16
2	Y 360.073	2268828.0	2268828.0			09:22:22
2	Ag 328.068†	-348.0	-40.4	0.0001 mg/L	0.0001 mg/L	09:22:27
2	Al 237.313†	-92.7	-3.3	-0.0005 mg/L	-0.0005 mg/L	09:22:47

2	As 188.979†	-1.9	4.6	0.0036 mg/L	0.0036 mg/L	09:22:47
2	B 182.528†	-22.9	12.1	0.0099 mg/L	0.0099 mg/L	09:22:47
2	Ba 233.527†	-72.3	-10.7	-0.0015 mg/L	-0.0015 mg/L	09:22:47
2	Be 313.107†	2477.1	49.1	-0.0002 mg/L	-0.0002 mg/L	09:22:22
2	Ca 315.886†	5158.9	-98.6	-0.0269 mg/L	-0.0269 mg/L	09:22:27
2	Cd 228.802†	685.2	10.5	-0.0009 mg/L	-0.0009 mg/L	09:22:47
2	Co 228.616†	-231.4	-15.8	-0.0027 mg/L	-0.0027 mg/L	09:22:47
2	Cr 267.716†	1625.5	-15.1	-0.0022 mg/L	-0.0022 mg/L	09:22:27
2	Cu 324.752†	3850.0	316.1	0.0025 mg/L	0.0025 mg/L	09:22:27
2	Fe 238.204†	1888.6	-277.9	-0.0140 mg/L	-0.0140 mg/L	09:22:47
2	Fe 234.349†	1108.1	-87.6	-0.0098 mg/L	-0.0098 mg/L	09:22:47
2	Mg 279.077†	-886.7	83.2	-0.0045 mg/L	-0.0045 mg/L	09:22:27
2	Mn 257.610†	1648.4	-129.3	-0.0038 mg/L	-0.0038 mg/L	09:22:27
2	Mo 202.031†	104.5	29.7	0.0011 mg/L	0.0011 mg/L	09:22:47
2	Na 330.237†	2117.0	-45.2	0.4847 mg/L	0.4847 mg/L	09:22:27
2	Ni 231.604†	-120.3	-19.5	-0.0025 mg/L	-0.0025 mg/L	09:22:47
2	Pb 220.353†	-83.9	1.8	-0.0012 mg/L	-0.0012 mg/L	09:22:47
2	Sb 206.836†	120.7	0.1	-0.0006 mg/L	-0.0006 mg/L	09:22:47
2	Se 196.026†	5.6	10.8	0.0160 mg/L	0.0160 mg/L	09:22:47
2	Sn 189.927†	81.9	11.8	-0.0002 mg/L	-0.0002 mg/L	09:22:47
2	Ti 337.279†	875.8	191.3	-0.0012 mg/L	-0.0012 mg/L	09:22:27
2	Tl 190.801†	-14.6	7.5	0.0036 mg/L	0.0036 mg/L	09:22:47
2	V 292.402†	1684.4	17.6	-0.0009 mg/L	-0.0009 mg/L	09:22:27
2	Zn 213.857†	1240.6	-35.3	-0.0025 mg/L	-0.0025 mg/L	09:22:47

Mean Data: ICCB

Analyte	Mean Corrected Intensity	Calib Conc. Units	Std.Dev.	Sample Conc. Units	Std.Dev.	RSD
Y 360.073	2275588.5				9560.77	0.42%
Ag 328.068†	-18.7	0.0001 mg/L	0.00010	0.0001 mg/L	0.00010	69.83%
QC value within limits for Ag 328.068		Recovery =	Not calculated			
Al 237.313†	2.9	0.0002 mg/L	0.00101	0.0002 mg/L	0.00101	473.66%
QC value within limits for Al 237.313		Recovery =	Not calculated			
As 188.979†	3.9	0.0027 mg/L	0.00136	0.0027 mg/L	0.00136	50.51%
QC value within limits for As 188.979		Recovery =	Not calculated			
B 182.528†	13.6	0.0113 mg/L	0.00193	0.0113 mg/L	0.00193	17.07%
QC value within limits for B 182.528		Recovery =	Not calculated			
Ba 233.527†	-7.1	-0.0015 mg/L	0.00003	-0.0015 mg/L	0.00003	1.80%
QC value within limits for Ba 233.527		Recovery =	Not calculated			
Be 313.107†	38.1	-0.0002 mg/L	0.00000	-0.0002 mg/L	0.00000	1.70%
QC value within limits for Be 313.107		Recovery =	Not calculated			
Ca 315.886†	-32.7	-0.0265 mg/L	0.00065	-0.0265 mg/L	0.00065	2.46%
QC value within limits for Ca 315.886		Recovery =	Not calculated			
Cd 228.802†	11.9	-0.0009 mg/L	0.00003	-0.0009 mg/L	0.00003	3.01%
QC value within limits for Cd 228.802		Recovery =	Not calculated			
Co 228.616†	-10.2	-0.0026 mg/L	0.00011	-0.0026 mg/L	0.00011	4.24%
QC value within limits for Co 228.616		Recovery =	Not calculated			
Cr 267.716†	-41.8	-0.0024 mg/L	0.00027	-0.0024 mg/L	0.00027	11.20%
QC value within limits for Cr 267.716		Recovery =	Not calculated			
Cu 324.752†	275.9	0.0024 mg/L	0.00022	0.0024 mg/L	0.00022	9.05%
QC value within limits for Cu 324.752		Recovery =	Not calculated			
Fe 238.204†	-268.0	-0.0140 mg/L	0.00010	-0.0140 mg/L	0.00010	0.74%
QC value within limits for Fe 238.204		Recovery =	Not calculated			
Fe 234.349†	-87.2	-0.0098 mg/L	0.00001	-0.0098 mg/L	0.00001	0.10%
QC value within limits for Fe 234.349		Recovery =	Not calculated			
Mg 279.077†	39.5	-0.0067 mg/L	0.00318	-0.0067 mg/L	0.00318	47.37%
QC value within limits for Mg 279.077		Recovery =	Not calculated			
Mn 257.610†	-147.7	-0.0038 mg/L	0.00003	-0.0038 mg/L	0.00003	0.69%
QC value within limits for Mn 257.610		Recovery =	Not calculated			
Mo 202.031†	38.0	0.0018 mg/L	0.00099	0.0018 mg/L	0.00099	53.54%
QC value within limits for Mo 202.031		Recovery =	Not calculated			
Na 330.237†	-59.8	0.4674 mg/L	0.02440	0.4674 mg/L	0.02440	5.22%
QC value within limits for Na 330.237		Recovery =	Not calculated			
Ni 231.604†	-12.4	-0.0024 mg/L	0.00019	-0.0024 mg/L	0.00019	7.85%
QC value within limits for Ni 231.604		Recovery =	Not calculated			
Pb 220.353†	2.5	-0.0012 mg/L	0.00012	-0.0012 mg/L	0.00012	10.76%
QC value within limits for Pb 220.353		Recovery =	Not calculated			
Sb 206.836†	-0.5	-0.0007 mg/L	0.00019	-0.0007 mg/L	0.00019	25.99%
QC value within limits for Sb 206.836		Recovery =	Not calculated			
Se 196.026†	9.3	0.0139 mg/L	0.00303	0.0139 mg/L	0.00303	21.77%

QC value within limits for Se 196.026 Recovery = Not calculated
 Sn 189.927† 8.7 -0.0013 mg/L 0.00146 -0.0013 mg/L 0.00146 116.05%
 QC value within limits for Sn 189.927 Recovery = Not calculated
 Ti 337.279† 186.5 -0.0012 mg/L 0.00001 -0.0012 mg/L 0.00001 0.86%
 QC value within limits for Ti 337.279 Recovery = Not calculated
 Tl 190.801† 7.8 0.0038 mg/L 0.00035 0.0038 mg/L 0.00035 9.11%
 QC value within limits for Tl 190.801 Recovery = Not calculated
 V 292.402† 12.0 -0.0010 mg/L 0.00004 -0.0010 mg/L 0.00004 3.74%
 QC value within limits for V 292.402 Recovery = Not calculated
 Zn 213.857† -28.2 -0.0024 mg/L 0.00012 -0.0024 mg/L 0.00012 4.86%
 QC value within limits for Zn 213.857 Recovery = Not calculated
 All analyte(s) passed QC.

Sequence No.: 8

Autosampler Location: 6

Sample ID: CRI1

Date Collected: 7/14/2006 9:24:24 AM

Analyst:

Data Type: Original

Initial Sample Wt:

Initial Sample Vol:

Dilution:

Sample Prep Vol:

Replicate Data: CRI1

Repl#	Analyte	Net Intensity	Corrected Intensity	Calib. Conc. Units	Sample Conc. Units	Analysis Time
1	Y 360.073	2251745.0	2251745.0			09:25:58
1	Ag 328.068†	7700.9	8151.6	0.0262 mg/L	0.0262 mg/L	09:26:03
1	Al 237.313†	2155.3	2284.7	0.2616 mg/L	0.2616 mg/L	09:26:23
1	As 188.979†	32.4	39.5	0.0524 mg/L	0.0524 mg/L	09:26:23
1	B 182.528†	35.1	70.9	0.0613 mg/L	0.0613 mg/L	09:26:23
1	Ba 233.527†	9670.8	9908.3	0.0520 mg/L	0.0520 mg/L	09:26:03
1	Be 313.107†	30384.9	28481.2	0.0051 mg/L	0.0051 mg/L	09:25:58
1	Ca 315.886†	79647.6	75778.3	0.5038 mg/L	0.5038 mg/L	09:26:03
1	Cd 228.802†	2889.1	2259.6	0.0245 mg/L	0.0245 mg/L	09:26:23
1	Co 228.616†	3542.4	3824.6	0.0503 mg/L	0.0503 mg/L	09:26:23
1	Cr 267.716†	9045.6	7551.8	0.0512 mg/L	0.0512 mg/L	09:26:03
1	Cu 324.752†	17027.1	13761.4	0.0534 mg/L	0.0534 mg/L	09:26:03
1	Fe 238.204†	37504.3	35997.2	0.2523 mg/L	0.2523 mg/L	09:26:03
1	Fe 234.349†	11601.3	10604.2	0.2556 mg/L	0.2556 mg/L	09:26:03
1	Mg 279.077†	9071.2	10214.7	0.5166 mg/L	0.5166 mg/L	09:26:03
1	Mn 257.610†	53676.0	52853.0	0.0498 mg/L	0.0498 mg/L	09:26:03
1	Mo 202.031†	713.7	650.7	0.0537 mg/L	0.0537 mg/L	09:26:23
1	Na 330.237†	3935.6	1822.5	2.695 mg/L	2.695 mg/L	09:26:03
1	Ni 231.604†	2730.9	2882.3	0.0515 mg/L	0.0515 mg/L	09:26:23
1	Pb 220.353†	397.0	490.7	0.0529 mg/L	0.0529 mg/L	09:26:23
1	Sb 206.836†	330.8	214.8	0.0528 mg/L	0.0528 mg/L	09:26:23
1	Se 196.026†	67.0	73.3	0.1086 mg/L	0.1086 mg/L	09:26:23
1	Sn 189.927†	229.3	162.5	0.0507 mg/L	0.0507 mg/L	09:26:23
1	Ti 337.279†	35016.8	34957.2	0.0506 mg/L	0.0506 mg/L	09:26:03
1	Tl 190.801†	46.4	69.4	0.0518 mg/L	0.0518 mg/L	09:26:23
1	V 292.402†	13727.8	12292.0	0.0519 mg/L	0.0519 mg/L	09:26:03
1	Zn 213.857†	5702.3	4516.7	0.0509 mg/L	0.0509 mg/L	09:26:23
2	Y 360.073	2272779.6	2272779.6			09:26:29
2	Ag 328.068†	7789.3	8168.2	0.0262 mg/L	0.0262 mg/L	09:26:35
2	Al 237.313†	2148.5	2257.6	0.2585 mg/L	0.2585 mg/L	09:26:55
2	As 188.979†	34.8	41.6	0.0554 mg/L	0.0554 mg/L	09:26:55
2	B 182.528†	34.8	70.2	0.0606 mg/L	0.0606 mg/L	09:26:55
2	Ba 233.527†	9690.1	9836.6	0.0516 mg/L	0.0516 mg/L	09:26:35
2	Be 313.107†	30616.4	28428.5	0.0051 mg/L	0.0051 mg/L	09:26:29
2	Ca 315.886†	80630.5	76019.4	0.5055 mg/L	0.5055 mg/L	09:26:35
2	Cd 228.802†	2897.0	2240.3	0.0243 mg/L	0.0243 mg/L	09:26:55
2	Co 228.616†	3554.6	3803.5	0.0500 mg/L	0.0500 mg/L	09:26:55
2	Cr 267.716†	9129.7	7551.4	0.0512 mg/L	0.0512 mg/L	09:26:35
2	Cu 324.752†	17185.7	13760.9	0.0534 mg/L	0.0534 mg/L	09:26:35
2	Fe 238.204†	38034.2	36178.3	0.2537 mg/L	0.2537 mg/L	09:26:35
2	Fe 234.349†	11738.6	10633.3	0.2563 mg/L	0.2563 mg/L	09:26:35
2	Mg 279.077†	9210.6	10269.8	0.5195 mg/L	0.5195 mg/L	09:26:35
2	Mn 257.610†	54298.7	52975.3	0.0499 mg/L	0.0499 mg/L	09:26:35
2	Mo 202.031†	710.3	640.5	0.0528 mg/L	0.0528 mg/L	09:26:55
2	Na 330.237†	4010.8	1861.3	2.741 mg/L	2.741 mg/L	09:26:35
2	Ni 231.604†	2736.4	2862.1	0.0511 mg/L	0.0511 mg/L	09:26:55
2	Pb 220.353†	399.0	489.0	0.0527 mg/L	0.0527 mg/L	09:26:55

2	Sb 206.836†	326.4	207.4	0.0509 mg/L	0.0509 mg/L	09:26:55
2	Se 196.026†	65.8	71.4	0.1059 mg/L	0.1059 mg/L	09:26:55
2	Sn 189.927†	237.7	168.8	0.0528 mg/L	0.0528 mg/L	09:26:55
2	Ti 337.279†	35337.1	34950.3	0.0506 mg/L	0.0506 mg/L	09:26:35
2	Tl 190.801†	60.4	83.1	0.0625 mg/L	0.0625 mg/L	09:26:55
2	V 292.402†	13762.5	12197.6	0.0515 mg/L	0.0515 mg/L	09:26:35
2	Zn 213.857†	5722.1	4482.9	0.0505 mg/L	0.0505 mg/L	09:26:55

Mean Data: CRI1

Analyte	Mean Corrected Intensity	Calib Conc. Units	Std.Dev.	Sample Conc. Units	Std.Dev.	RSD
Y 360.073	2262262.3				14873.75	0.66%
Ag 328.068†	8159.9	0.0262 mg/L	0.00004	0.0262 mg/L	0.00004	0.14%
QC value within limits for Ag	328.068	Recovery = 104.72%				
Al 237.313†	2271.1	0.2601 mg/L	0.00222	0.2601 mg/L	0.00222	0.85%
QC value within limits for Al	237.313	Recovery = 104.03%				
As 188.979†	40.5	0.0539 mg/L	0.00211	0.0539 mg/L	0.00211	3.91%
QC value within limits for As	188.979	Recovery = 107.76%				
B 182.528†	70.6	0.0609 mg/L	0.00044	0.0609 mg/L	0.00044	0.72%
QC value within limits for B	182.528	Recovery = 121.89%				
Ba 233.527†	9872.5	0.0518 mg/L	0.00027	0.0518 mg/L	0.00027	0.53%
QC value within limits for Ba	233.527	Recovery = 103.65%				
Be 313.107†	28454.8	0.0051 mg/L	0.00001	0.0051 mg/L	0.00001	0.14%
QC value within limits for Be	313.107	Recovery = 101.97%				
Ca 315.886†	75898.8	0.5046 mg/L	0.00119	0.5046 mg/L	0.00119	0.24%
QC value within limits for Ca	315.886	Recovery = 100.93%				
Cd 228.802†	2249.9	0.0244 mg/L	0.00016	0.0244 mg/L	0.00016	0.66%
QC value within limits for Cd	228.802	Recovery = 97.55%				
Co 228.616†	3814.0	0.0501 mg/L	0.00021	0.0501 mg/L	0.00021	0.41%
QC value within limits for Co	228.616	Recovery = 100.22%				
Cr 267.716†	7551.6	0.0512 mg/L	0.00000	0.0512 mg/L	0.00000	0.00%
QC value within limits for Cr	267.716	Recovery = 102.35%				
Cu 324.752†	13761.1	0.0534 mg/L	0.00000	0.0534 mg/L	0.00000	0.00%
QC value within limits for Cu	324.752	Recovery = 106.85%				
Fe 238.204†	36087.7	0.2530 mg/L	0.00094	0.2530 mg/L	0.00094	0.37%
QC value within limits for Fe	238.204	Recovery = 101.20%				
Fe 234.349†	10618.7	0.2560 mg/L	0.00051	0.2560 mg/L	0.00051	0.20%
QC value within limits for Fe	234.349	Recovery = 102.38%				
Mg 279.077†	10242.2	0.5180 mg/L	0.00200	0.5180 mg/L	0.00200	0.39%
QC value within limits for Mg	279.077	Recovery = 103.61%				
Mn 257.610†	52914.2	0.0498 mg/L	0.00009	0.0498 mg/L	0.00009	0.18%
QC value within limits for Mn	257.610	Recovery = 99.67%				
Mo 202.031†	645.6	0.0532 mg/L	0.00061	0.0532 mg/L	0.00061	1.14%
QC value within limits for Mo	202.031	Recovery = 106.49%				
Na 330.237†	1841.9	2.718 mg/L	0.0325	2.718 mg/L	0.0325	1.19%
QC value within limits for Na	330.237	Recovery = 108.71%				
Ni 231.604†	2872.2	0.0513 mg/L	0.00027	0.0513 mg/L	0.00027	0.52%
QC value within limits for Ni	231.604	Recovery = 102.63%				
Pb 220.353†	489.9	0.0528 mg/L	0.00014	0.0528 mg/L	0.00014	0.26%
QC value within limits for Pb	220.353	Recovery = 105.62%				
Sb 206.836†	211.1	0.0518 mg/L	0.00133	0.0518 mg/L	0.00133	2.57%
QC value within limits for Sb	206.836	Recovery = 103.62%				
Se 196.026†	72.4	0.1072 mg/L	0.00194	0.1072 mg/L	0.00194	1.81%
QC value within limits for Se	196.026	Recovery = 107.25%				
Sn 189.927†	165.7	0.0518 mg/L	0.00151	0.0518 mg/L	0.00151	2.92%
QC value within limits for Sn	189.927	Recovery = 103.55%				
Ti 337.279†	34953.7	0.0506 mg/L	0.00001	0.0506 mg/L	0.00001	0.01%
QC value within limits for Ti	337.279	Recovery = 101.13%				
Tl 190.801†	76.3	0.0572 mg/L	0.00755	0.0572 mg/L	0.00755	13.21%
QC value within limits for Tl	190.801	Recovery = 114.33%				
V 292.402†	12244.8	0.0517 mg/L	0.00029	0.0517 mg/L	0.00029	0.55%
QC value within limits for V	292.402	Recovery = 103.38%				
Zn 213.857†	4499.8	0.0507 mg/L	0.00028	0.0507 mg/L	0.00028	0.55%
QC value within limits for Zn	213.857	Recovery = 101.38%				

All analyte(s) passed QC.

Sequence No.: 9
 Sample ID: CRI2
 Analyst:

Autosampler Location: 7
 Date Collected: 7/14/2006 9:28:34 AM
 Data Type: Original

Initial Sample Wt:
Dilution:

Initial Sample Vol:
Sample Prep Vol:

Replicate Data: CRI2

Repl#	Analyte	Net Intensity	Corrected Intensity	Calib. Conc. Units	Sample Conc. Units	Analysis Time
1	Y 360.073	2289248.2	2289248.2			
1	Ag 328.068†	2807.5	3122.8	0.0101 mg/L	0.0101 mg/L	09:30:08
1	Al 237.313†	778.9	870.4	0.0996 mg/L	0.0996 mg/L	09:30:13
1	As 188.979†	9.9	16.4	0.0202 mg/L	0.0202 mg/L	09:30:33
1	B 182.528†	-6.4	28.8	0.0245 mg/L	0.0245 mg/L	09:30:33
1	Ba 233.527†	3636.8	3704.4	0.0185 mg/L	0.0185 mg/L	09:30:33
1	Be 313.107†	13459.4	11024.8	0.0019 mg/L	0.0019 mg/L	09:30:08
1	Ca 315.886†	33802.8	28539.7	0.1734 mg/L	0.1734 mg/L	09:30:13
1	Cd 228.802†	1531.1	851.5	0.0086 mg/L	0.0086 mg/L	09:30:33
1	Co 228.616†	1226.5	1446.3	0.0175 mg/L	0.0175 mg/L	09:30:33
1	Cr 267.716†	4514.7	2863.5	0.0181 mg/L	0.0181 mg/L	09:30:13
1	Cu 324.752†	8753.2	5191.6	0.0210 mg/L	0.0210 mg/L	09:30:13
1	Fe 238.204†	15711.4	13547.6	0.0875 mg/L	0.0875 mg/L	09:30:13
1	Fe 234.349†	5153.5	3953.7	0.0905 mg/L	0.0905 mg/L	09:30:13
1	Mg 279.077†	2903.3	3886.7	0.1912 mg/L	0.1912 mg/L	09:30:13
1	Mn 257.610†	22007.3	20243.8	0.0168 mg/L	0.0168 mg/L	09:30:13
1	Mo 202.031†	334.4	259.0	0.0205 mg/L	0.0205 mg/L	09:30:33
1	Na 330.237†	2829.2	649.0	1.306 mg/L	1.306 mg/L	09:30:13
1	Ni 231.604†	956.9	1060.3	0.0176 mg/L	0.0176 mg/L	09:30:33
1	Pb 220.353†	100.4	187.1	0.0193 mg/L	0.0193 mg/L	09:30:33
1	Sb 206.836†	200.7	79.1	0.0190 mg/L	0.0190 mg/L	09:30:33
1	Se 196.026†	23.2	28.3	0.0420 mg/L	0.0420 mg/L	09:30:33
1	Sn 189.927†	132.0	61.2	0.0165 mg/L	0.0165 mg/L	09:30:33
1	Ti 337.279†	14079.4	13405.8	0.0185 mg/L	0.0185 mg/L	09:30:13
1	Tl 190.801†	15.5	37.7	0.0271 mg/L	0.0271 mg/L	09:30:33
1	V 292.402†	6316.4	4641.0	0.0190 mg/L	0.0190 mg/L	09:30:13
1	Zn 213.857†	2918.5	1633.8	0.0171 mg/L	0.0171 mg/L	09:30:33
2	Y 360.073	2288504.1	2288504.1			
2	Ag 328.068†	2756.7	3072.8	0.0100 mg/L	0.0100 mg/L	09:30:39
2	Al 237.313†	817.0	908.9	0.1041 mg/L	0.1041 mg/L	09:30:45
2	As 188.979†	8.9	15.4	0.0188 mg/L	0.0188 mg/L	09:31:05
2	B 182.528†	-7.8	27.3	0.0233 mg/L	0.0233 mg/L	09:31:05
2	Ba 233.527†	3641.9	3710.7	0.0186 mg/L	0.0186 mg/L	09:31:05
2	Be 313.107†	13397.1	10966.8	0.0019 mg/L	0.0019 mg/L	09:31:05
2	Ca 315.886†	33831.5	28579.5	0.1737 mg/L	0.1737 mg/L	09:30:39
2	Cd 228.802†	1552.8	873.7	0.0089 mg/L	0.0089 mg/L	09:30:45
2	Co 228.616†	1214.4	1434.5	0.0173 mg/L	0.0173 mg/L	09:31:05
2	Cr 267.716†	4516.7	2867.0	0.0181 mg/L	0.0181 mg/L	09:31:05
2	Cu 324.752†	8741.6	5182.9	0.0210 mg/L	0.0210 mg/L	09:30:45
2	Fe 238.204†	15751.7	13593.1	0.0878 mg/L	0.0878 mg/L	09:30:45
2	Fe 234.349†	5153.2	3955.1	0.0906 mg/L	0.0906 mg/L	09:30:45
2	Mg 279.077†	2916.2	3900.5	0.1919 mg/L	0.1919 mg/L	09:30:45
2	Mn 257.610†	22023.4	20267.1	0.0168 mg/L	0.0168 mg/L	09:30:45
2	Mo 202.031†	337.2	261.9	0.0208 mg/L	0.0208 mg/L	09:30:45
2	Na 330.237†	2873.1	693.8	1.359 mg/L	1.359 mg/L	09:31:05
2	Ni 231.604†	974.7	1078.4	0.0179 mg/L	0.0179 mg/L	09:30:45
2	Pb 220.353†	101.4	188.2	0.0194 mg/L	0.0194 mg/L	09:31:05
2	Sb 206.836†	196.5	74.9	0.0180 mg/L	0.0180 mg/L	09:31:05
2	Se 196.026†	26.3	31.4	0.0466 mg/L	0.0466 mg/L	09:31:05
2	Sn 189.927†	137.8	67.1	0.0184 mg/L	0.0184 mg/L	09:31:05
2	Ti 337.279†	14140.3	13471.4	0.0186 mg/L	0.0186 mg/L	09:30:45
2	Tl 190.801†	14.5	36.8	0.0264 mg/L	0.0264 mg/L	09:31:05
2	V 292.402†	6299.1	4625.7	0.0189 mg/L	0.0189 mg/L	09:30:45
2	Zn 213.857†	2927.8	1644.1	0.0172 mg/L	0.0172 mg/L	09:30:45

Mean Data: CRI2

Analyte	Mean Corrected Intensity	Calib Conc. Units	Std.Dev.	Sample Conc. Units	Std.Dev.	RSD
Y 360.073	2288876.1					
Ag 328.068†	3097.8	0.0101 mg/L	0.00011	0.0101 mg/L	526.18	0.02%
QC value within limits for Ag 328.068 Recovery = 100.62%						
Al 237.313†	889.7	0.1018 mg/L	0.00314	0.1018 mg/L	0.00314	3.08%
QC value within limits for Al 237.313 Recovery = 101.83%						

As 188.979†	15.9	0.0195 mg/L	0.00100	0.0195 mg/L	0.00100	5.15%
QC value within limits for As 188.979 Recovery = 97.50%						
B 182.528†	28.0	0.0239 mg/L	0.00088	0.0239 mg/L	0.00088	3.68%
QC value within limits for B 182.528 Recovery = 119.38%						
Ba 233.527†	3707.5	0.0185 mg/L	0.00002	0.0185 mg/L	0.00002	0.13%
QC value within limits for Ba 233.527 Recovery = 92.71%						
Be 313.107†	10995.8	0.0019 mg/L	0.00001	0.0019 mg/L	0.00001	0.41%
QC value within limits for Be 313.107 Recovery = 93.04%						
Ca 315.886†	28559.6	0.1735 mg/L	0.00020	0.1735 mg/L	0.00020	0.11%
QC value within limits for Ca 315.886 Recovery = 86.76%						
Cd 228.802†	862.6	0.0087 mg/L	0.00018	0.0087 mg/L	0.00018	2.08%
QC value within limits for Cd 228.802 Recovery = 87.33%						
Co 228.616†	1440.4	0.0174 mg/L	0.00012	0.0174 mg/L	0.00012	0.66%
QC value within limits for Co 228.616 Recovery = 87.04%						
Cr 267.716†	2865.3	0.0181 mg/L	0.00002	0.0181 mg/L	0.00002	0.10%
QC value within limits for Cr 267.716 Recovery = 90.61%						
Cu 324.752†	5187.2	0.0210 mg/L	0.00002	0.0210 mg/L	0.00002	0.11%
QC value within limits for Cu 324.752 Recovery = 104.86%						
Fe 238.204†	13570.4	0.0877 mg/L	0.00024	0.0877 mg/L	0.00024	0.27%
QC value within limits for Fe 238.204 Recovery = 87.66%						
Fe 234.349†	3954.4	0.0906 mg/L	0.00002	0.0906 mg/L	0.00002	0.02%
QC value within limits for Fe 234.349 Recovery = 90.56%						
Mg 279.077†	3893.6	0.1915 mg/L	0.00050	0.1915 mg/L	0.00050	0.26%
QC value within limits for Mg 279.077 Recovery = 95.76%						
Mn 257.610†	20255.5	0.0168 mg/L	0.00002	0.0168 mg/L	0.00002	0.10%
QC value within limits for Mn 257.610 Recovery = 84.03%						
Mo 202.031†	260.4	0.0207 mg/L	0.00017	0.0207 mg/L	0.00017	0.83%
QC value within limits for Mo 202.031 Recovery = 103.31%						
Na 330.237†	671.4	1.333 mg/L	0.0375	1.333 mg/L	0.0375	2.82%
QC value greater than the upper limit for Na 330.237 Recovery = 133.27%						
Ni 231.604†	1069.4	0.0177 mg/L	0.00024	0.0177 mg/L	0.00024	1.35%
QC value within limits for Ni 231.604 Recovery = 88.74%						
Pb 220.353†	187.7	0.0193 mg/L	0.00008	0.0193 mg/L	0.00008	0.42%
QC value within limits for Pb 220.353 Recovery = 96.70%						
Sb 206.836†	77.0	0.0185 mg/L	0.00075	0.0185 mg/L	0.00075	4.04%
QC value within limits for Sb 206.836 Recovery = 92.43%						
Se 196.026†	29.8	0.0443 mg/L	0.00326	0.0443 mg/L	0.00326	7.35%
QC value within limits for Se 196.026 Recovery = 110.75%						
Sn 189.927†	64.1	0.0175 mg/L	0.00140	0.0175 mg/L	0.00140	8.03%
QC value within limits for Sn 189.927 Recovery = 87.28%						
Ti 337.279†	13438.6	0.0185 mg/L	0.00007	0.0185 mg/L	0.00007	0.37%
QC value within limits for Ti 337.279 Recovery = 92.74%						
Tl 190.801†	37.2	0.0268 mg/L	0.00051	0.0268 mg/L	0.00051	1.92%
QC value greater than the upper limit for Tl 190.801 Recovery = 133.82%						
V 292.402†	4633.4	0.0189 mg/L	0.00005	0.0189 mg/L	0.00005	0.24%
QC value within limits for V 292.402 Recovery = 94.63%						
Zn 213.857†	1638.9	0.0171 mg/L	0.00008	0.0171 mg/L	0.00008	0.49%
QC value within limits for Zn 213.857 Recovery = 85.67%						
QC Failed. Continue with analysis.						

Sequence No.: 10
 Sample ID: CRI3
 Analyst:
 Initial Sample Wt:
 Dilution:

Autosampler Location: 8
 Date Collected: 7/14/2006 9:32:44 AM
 Data Type: Original
 Initial Sample Vol:
 Sample Prep Vol:

Replicate Data: CRI3

Repl#	Analyte	Net Intensity	Corrected Intensity	Calib. Conc. Units	Sample Conc. Units	Analysis Time
1	Y 360.073	2249136.4	2249136.4			09:34:19
1	Ag 328.068†	1214.8	1549.5	0.0051 mg/L	0.0051 mg/L	09:34:24
1	Al 237.313†	358.8	456.1	0.0522 mg/L	0.0522 mg/L	09:34:44
1	As 188.979†	5.8	12.4	0.0145 mg/L	0.0145 mg/L	09:34:44
1	B 182.528†	-19.3	15.5	0.0130 mg/L	0.0130 mg/L	09:34:44
1	Ba 233.527†	1758.7	1855.1	0.0085 mg/L	0.0085 mg/L	09:34:44
1	Be 313.107†	7760.2	5456.0	0.0008 mg/L	0.0008 mg/L	09:34:19
1	Ca 315.886†	19465.6	14529.7	0.0754 mg/L	0.0754 mg/L	09:34:24
1	Cd 228.802†	1113.0	452.6	0.0041 mg/L	0.0041 mg/L	09:34:44
1	Co 228.616†	509.2	737.0	0.0077 mg/L	0.0077 mg/L	09:34:44

1	Cr 267.716†	3047.2	1448.4	0.0081 mg/L	0.0081 mg/L	09:34:24
1	Cu 324.752†	5892.6	2432.3	0.0105 mg/L	0.0105 mg/L	09:34:24
1	Fe 238.204†	8600.1	6579.7	0.0363 mg/L	0.0363 mg/L	09:34:24
1	Fe 234.349†	3072.1	1924.2	0.0402 mg/L	0.0402 mg/L	09:34:44
1	Mg 279.077†	994.7	1993.1	0.0938 mg/L	0.0938 mg/L	09:34:24
1	Mn 257.610†	11662.6	10092.6	0.0065 mg/L	0.0065 mg/L	09:34:24
1	Mo 202.031†	207.8	135.9	0.0101 mg/L	0.0101 mg/L	09:34:44
1	Na 330.237†	2499.9	363.8	0.9686 mg/L	0.9686 mg/L	09:34:24
1	Ni 231.604†	419.6	529.7	0.0077 mg/L	0.0077 mg/L	09:34:44
1	Pb 220.353†	-5.7	80.7	0.0075 mg/L	0.0075 mg/L	09:34:44
1	Sb 206.836†	160.7	41.9	0.0098 mg/L	0.0098 mg/L	09:34:44
1	Se 196.026†	6.3	11.5	0.0171 mg/L	0.0171 mg/L	09:34:44
1	Sn 189.927†	107.0	38.1	0.0087 mg/L	0.0087 mg/L	09:34:44
1	Ti 337.279†	7332.6	6780.4	0.0086 mg/L	0.0086 mg/L	09:34:24
1	Tl 190.801†	-9.1	12.9	0.0078 mg/L	0.0078 mg/L	09:34:44
1	V 292.402†	4029.1	2422.4	0.0094 mg/L	0.0094 mg/L	09:34:24
1	Zn 213.857†	2082.9	834.2	0.0077 mg/L	0.0077 mg/L	09:34:44
2	Y 360.073	2279674.0	2279674.0			09:34:50
2	Ag 328.068†	1241.7	1560.0	0.0052 mg/L	0.0052 mg/L	09:34:55
2	Al 237.313†	381.6	474.2	0.0542 mg/L	0.0542 mg/L	09:35:15
2	As 188.979†	0.1	6.6	0.0064 mg/L	0.0064 mg/L	09:35:15
2	B 182.528†	-19.1	16.0	0.0134 mg/L	0.0134 mg/L	09:35:15
2	Ba 233.527†	1777.9	1850.3	0.0085 mg/L	0.0085 mg/L	09:35:15
2	Be 313.107†	7878.3	5468.8	0.0008 mg/L	0.0008 mg/L	09:34:50
2	Ca 315.886†	19503.1	14301.6	0.0738 mg/L	0.0738 mg/L	09:34:55
2	Cd 228.802†	1109.4	433.8	0.0039 mg/L	0.0039 mg/L	09:35:15
2	Co 228.616†	498.9	719.7	0.0075 mg/L	0.0075 mg/L	09:35:15
2	Cr 267.716†	3036.7	1396.2	0.0078 mg/L	0.0078 mg/L	09:34:55
2	Cu 324.752†	5875.1	2334.2	0.0102 mg/L	0.0102 mg/L	09:34:55
2	Fe 238.204†	8613.9	6476.2	0.0356 mg/L	0.0356 mg/L	09:34:55
2	Fe 234.349†	3112.4	1922.8	0.0401 mg/L	0.0401 mg/L	09:35:15
2	Mg 279.077†	992.3	1977.1	0.0929 mg/L	0.0929 mg/L	09:34:55
2	Mn 257.610†	11633.0	9903.7	0.0063 mg/L	0.0063 mg/L	09:34:55
2	Mo 202.031†	199.8	125.1	0.0092 mg/L	0.0092 mg/L	09:35:15
2	Na 330.237†	2546.6	376.6	0.9838 mg/L	0.9838 mg/L	09:34:55
2	Ni 231.604†	429.4	533.9	0.0078 mg/L	0.0078 mg/L	09:35:15
2	Pb 220.353†	7.8	94.4	0.0090 mg/L	0.0090 mg/L	09:35:15
2	Sb 206.836†	155.8	34.7	0.0080 mg/L	0.0080 mg/L	09:35:15
2	Se 196.026†	9.2	14.3	0.0213 mg/L	0.0213 mg/L	09:35:15
2	Sn 189.927†	109.1	38.7	0.0089 mg/L	0.0089 mg/L	09:35:15
2	Ti 337.279†	7252.4	6599.6	0.0084 mg/L	0.0084 mg/L	09:34:55
2	Tl 190.801†	-10.8	11.4	0.0066 mg/L	0.0066 mg/L	09:35:15
2	V 292.402†	3998.1	2336.2	0.0090 mg/L	0.0090 mg/L	09:34:55
2	Zn 213.857†	2086.4	809.3	0.0074 mg/L	0.0074 mg/L	09:35:15

Mean Data: CRI3

Analyte	Mean Corrected Intensity	Calib Conc. Units	Std.Dev.	Sample Conc. Units	Std.Dev.	RSD
Y 360.073	2264405.2				21593.33	0.95%
Ag 328.068†	1554.8	0.0051 mg/L	0.00002	0.0051 mg/L	0.00002	0.45%
QC value within limits for Ag 328.068 Recovery = 102.99%						
Al 237.313†	465.1	0.0532 mg/L	0.00148	0.0532 mg/L	0.00148	2.78%
QC value within limits for Al 237.313 Recovery = 106.41%						
As 188.979†	9.5	0.0105 mg/L	0.00576	0.0105 mg/L	0.00576	54.96%
QC value within limits for As 188.979 Recovery = 104.77%						
B 182.528†	15.8	0.0132 mg/L	0.00029	0.0132 mg/L	0.00029	2.17%
QC value greater than the upper limit for B 182.528 Recovery = 131.66%						
Ba 233.527†	1852.7	0.0085 mg/L	0.00002	0.0085 mg/L	0.00002	0.21%
QC value within limits for Ba 233.527 Recovery = 85.29%						
Be 313.107†	5462.4	0.0008 mg/L	0.00000	0.0008 mg/L	0.00000	0.20%
QC value within limits for Be 313.107 Recovery = 83.46%						
Ca 315.886†	14415.6	0.0746 mg/L	0.00113	0.0746 mg/L	0.00113	1.51%
QC value within limits for Ca 315.886 Recovery = 74.59%						
Cd 228.802†	443.2	0.0040 mg/L	0.00013	0.0040 mg/L	0.00013	3.36%
QC value within limits for Cd 228.802 Recovery = 79.93%						
Co 228.616†	728.4	0.0076 mg/L	0.00017	0.0076 mg/L	0.00017	2.22%
QC value within limits for Co 228.616 Recovery = 76.01%						
Cr 267.716†	1422.3	0.0079 mg/L	0.00026	0.0079 mg/L	0.00026	3.28%
QC value within limits for Cr 267.716 Recovery = 79.44%						
Cu 324.752†	2383.2	0.0104 mg/L	0.00026	0.0104 mg/L	0.00026	2.53%

QC value within limits for Cu 324.752	Recovery = 103.58%				
Fe 238.204†	6527.9	0.0359 mg/L	0.00054	0.0359 mg/L	0.00054 1.50%
QC value within limits for Fe 238.204	Recovery = 71.89%				
Fe 234.349†	1923.5	0.0401 mg/L	0.00003	0.0401 mg/L	0.00003 0.07%
QC value within limits for Fe 234.349	Recovery = 80.30%				
Mg 279.077†	1985.1	0.0934 mg/L	0.00058	0.0934 mg/L	0.00058 0.62%
QC value within limits for Mg 279.077	Recovery = 93.35%				
Mn 257.610†	9998.1	0.0064 mg/L	0.00014	0.0064 mg/L	0.00014 2.10%
QC value less than the lower limit for Mn 257.610	Recovery = 64.34%				
Mo 202.031†	130.5	0.0097 mg/L	0.00065	0.0097 mg/L	0.00065 6.67%
QC value within limits for Mo 202.031	Recovery = 96.73%				
Na 330.237†	370.2	0.9762 mg/L	0.01074	0.9762 mg/L	0.01074 1.10%
QC value greater than the upper limit for Na 330.237	Recovery = 195.24%				
Ni 231.604†	531.8	0.0077 mg/L	0.00005	0.0077 mg/L	0.00005 0.70%
QC value within limits for Ni 231.604	Recovery = 77.38%				
Pb 220.353†	87.6	0.0083 mg/L	0.00107	0.0083 mg/L	0.00107 12.90%
QC value within limits for Pb 220.353	Recovery = 82.57%				
Sb 206.836†	38.3	0.0089 mg/L	0.00127	0.0089 mg/L	0.00127 14.31%
QC value within limits for Sb 206.836	Recovery = 88.87%				
Se 196.026†	12.9	0.0192 mg/L	0.00297	0.0192 mg/L	0.00297 15.44%
QC value within limits for Se 196.026	Recovery = 96.22%				
Sn 189.927†	38.4	0.0088 mg/L	0.00014	0.0088 mg/L	0.00014 1.56%
QC value within limits for Sn 189.927	Recovery = 87.67%				
Ti 337.279†	6690.0	0.0085 mg/L	0.00019	0.0085 mg/L	0.00019 2.24%
QC value within limits for Ti 337.279	Recovery = 85.05%				
Tl 190.801†	12.2	0.0072 mg/L	0.00086	0.0072 mg/L	0.00086 11.86%
QC value within limits for Tl 190.801	Recovery = 72.17%				
V 292.402†	2379.3	0.0092 mg/L	0.00026	0.0092 mg/L	0.00026 2.85%
QC value within limits for V 292.402	Recovery = 92.21%				
Zn 213.857†	821.7	0.0076 mg/L	0.00021	0.0076 mg/L	0.00021 2.76%
QC value within limits for Zn 213.857	Recovery = 75.51%				

QC Failed. Continue with analysis.

Sequence No.: 11
 Sample ID: ICESA
 Analyst:
 Initial Sample Wt:
 Dilution:

Autosampler Location: 106
 Date Collected: 7/14/2006 9:36:55 AM
 Data Type: Original
 Initial Sample Vol:
 Sample Prep Vol:

Replicate Data: ICESA

Repl#	Analyte	Net Intensity	Corrected Intensity	Calib. Conc. Units	Sample Conc. Units	Analysis Time
1	Y 360.073	2218731.1	2218731.1			09:38:44
1	Ag 328.068†	-695.6	-407.4	-0.0011 mg/L	-0.0011 mg/L	09:38:49
1	Al 237.313†	2080621.4	2149904.0	247.6 mg/L	247.6 mg/L	09:38:44
1	As 188.979†	5.9	12.6	0.0148 mg/L	0.0148 mg/L	09:39:10
1	B 182.528†	-50.5	-17.0	-0.0154 mg/L	-0.0154 mg/L	09:39:10
1	Ba 233.527†	495.1	573.9	0.0016 mg/L	0.0016 mg/L	09:39:10
1	Be 313.107†	-621.5	-3096.0	-0.0005 mg/L	-0.0005 mg/L	09:38:49
1	Ca 315.886†	33169443.6	34267199.7	239.6 mg/L	239.6 mg/L	09:38:36
1	Cd 228.802†	772.4	116.2	-0.0016 mg/L	-0.0016 mg/L	09:39:10
1	Co 228.616†	-175.8	36.3	-0.0019 mg/L	-0.0019 mg/L	09:39:10
1	Cr 267.716†	1472.8	-135.9	0.0015 mg/L	0.0015 mg/L	09:39:10
1	Cu 324.752†	2635.0	-851.4	-0.0019 mg/L	-0.0019 mg/L	09:38:49
1	Fe 238.204†	11329315.1	11703891.3	85.90 mg/L	85.90 mg/L	09:38:36
1	Fe 234.349†	3548288.2	3665081.2	91.13 mg/L	91.13 mg/L	09:38:44
1	Mg 279.077†	4507244.8	4658114.8	239.5 mg/L	239.5 mg/L	09:38:44
1	Mn 257.610†	5427.1	3812.6	0.0033 mg/L	0.0033 mg/L	09:38:49
1	Mo 202.031†	-65.5	-143.6	-0.0071 mg/L	-0.0071 mg/L	09:39:10
1	Na 330.237†	1734.5	-392.1	0.4462 mg/L	0.4462 mg/L	09:38:49
1	Ni 231.604†	-192.9	-97.3	-0.0040 mg/L	-0.0040 mg/L	09:39:10
1	Pb 220.353†	-336.9	-261.6	-0.0136 mg/L	-0.0136 mg/L	09:39:10
1	Sb 206.836†	163.9	47.5	0.0113 mg/L	0.0113 mg/L	09:39:10
1	Se 196.026†	-6.9	-2.1	-0.0029 mg/L	-0.0029 mg/L	09:39:10
1	Sn 189.927†	29.4	-40.6	-0.0179 mg/L	-0.0179 mg/L	09:39:10
1	Ti 337.279†	4071.9	3513.6	0.0038 mg/L	0.0038 mg/L	09:38:49
1	Tl 190.801†	-26.8	-5.5	-0.0064 mg/L	-0.0064 mg/L	09:39:10
1	V 292.402†	-208.9	-1900.3	-0.0092 mg/L	-0.0092 mg/L	09:39:10
1	Zn 213.857†	3869.8	2709.6	0.0299 mg/L	0.0299 mg/L	09:39:10

2	Y 360.073	2238151.5	2238151.5				09:39:29
2	Ag 328.068†	-632.1	-336.1	-0.0009 mg/L	-0.0009 mg/L		09:39:35
2	Al 237.313†	2101338.9	2152470.8	247.9 mg/L	247.9 mg/L		09:39:29
2	As 188.979†	2.5	9.1	0.0099 mg/L	0.0099 mg/L		09:39:55
2	B 182.528†	-53.8	-19.9	-0.0179 mg/L	-0.0179 mg/L		09:39:55
2	Ba 233.527†	492.9	567.3	0.0016 mg/L	0.0016 mg/L		09:39:55
2	Be 313.107†	-682.9	-3153.2	-0.0005 mg/L	-0.0005 mg/L		09:39:35
2	Ca 315.886†	33261041.9	34063640.6	238.2 mg/L	238.2 mg/L		09:39:22
2	Cd 228.802†	764.9	101.7	-0.0018 mg/L	-0.0018 mg/L		09:39:55
2	Co 228.616†	-177.0	36.7	-0.0019 mg/L	-0.0019 mg/L		09:39:55
2	Cr 267.716†	1456.5	-165.7	0.0013 mg/L	0.0013 mg/L		09:39:55
2	Cu 324.752†	2729.4	-778.3	-0.0016 mg/L	-0.0016 mg/L		09:39:35
2	Fe 238.204†	11360729.8	11634495.5	85.39 mg/L	85.39 mg/L		09:39:22
2	Fe 234.349†	3570978.1	3656509.9	90.91 mg/L	90.91 mg/L		09:39:29
2	Mg 279.077†	4537706.8	4648906.8	239.1 mg/L	239.1 mg/L		09:39:29
2	Mn 257.610†	5428.2	3765.1	0.0032 mg/L	0.0032 mg/L		09:39:35
2	Mo 202.031†	-67.4	-145.0	-0.0073 mg/L	-0.0073 mg/L		09:39:55
2	Na 330.237†	1672.3	-471.4	0.3515 mg/L	0.3515 mg/L		09:39:35
2	Ni 231.604†	-188.7	-91.3	-0.0039 mg/L	-0.0039 mg/L		09:39:55
2	Pb 220.353†	-342.2	-264.0	-0.0138 mg/L	-0.0138 mg/L		09:39:55
2	Sb 206.836†	150.8	32.6	0.0076 mg/L	0.0076 mg/L		09:39:55
2	Se 196.026†	-14.8	-10.1	-0.0148 mg/L	-0.0148 mg/L		09:39:55
2	Sn 189.927†	19.8	-50.7	-0.0213 mg/L	-0.0213 mg/L		09:39:55
2	Ti 337.279†	4223.8	3632.8	0.0040 mg/L	0.0040 mg/L		09:39:35
2	Tl 190.801†	-21.5	0.2	-0.0020 mg/L	-0.0020 mg/L		09:39:55
2	V 292.402†	-219.8	-1909.6	-0.0092 mg/L	-0.0092 mg/L		09:39:55
2	Zn 213.857†	3873.9	2679.1	0.0296 mg/L	0.0296 mg/L		09:39:55

Mean Data: ICSEA

Analyte	Mean Corrected Intensity	Calib Conc. Units	Std.Dev.	Sample Conc. Units	Std.Dev.	RSD
Y 360.073	2228441.3				13732.31	0.62%
Ag 328.068†	-371.8	-0.0010 mg/L	0.00016	-0.0010 mg/L	0.00016	16.28%
QC value within limits for Ag 328.068		Recovery =	Not calculated			
Al 237.313†	2151187.4	247.7 mg/L	0.21	247.7 mg/L	0.21	0.09%
QC value within limits for Al 237.313		Recovery =	99.09%			
As 188.979†	10.8	0.0124 mg/L	0.00347	0.0124 mg/L	0.00347	28.01%
QC value within limits for As 188.979		Recovery =	Not calculated			
B 182.528†	-18.4	-0.0166 mg/L	0.00180	-0.0166 mg/L	0.00180	10.83%
QC value within limits for B 182.528		Recovery =	Not calculated			
Ba 233.527†	570.6	0.0016 mg/L	0.00003	0.0016 mg/L	0.00003	1.57%
QC value within limits for Ba 233.527		Recovery =	Not calculated			
Be 313.107†	-3124.6	-0.0005 mg/L	0.00001	-0.0005 mg/L	0.00001	1.65%
QC value within limits for Be 313.107		Recovery =	Not calculated			
Ca 315.886†	34165420.1	238.9 mg/L	1.01	238.9 mg/L	1.01	0.42%
QC value within limits for Ca 315.886		Recovery =	95.57%			
Cd 228.802†	109.0	-0.0017 mg/L	0.00010	-0.0017 mg/L	0.00010	6.06%
QC value within limits for Cd 228.802		Recovery =	Not calculated			
Co 228.616†	36.5	-0.0019 mg/L	0.00000	-0.0019 mg/L	0.00000	0.20%
QC value within limits for Co 228.616		Recovery =	Not calculated			
Cr 267.716†	-150.8	0.0014 mg/L	0.00016	0.0014 mg/L	0.00016	11.19%
QC value within limits for Cr 267.716		Recovery =	Not calculated			
Cu 324.752†	-814.8	-0.0017 mg/L	0.00020	-0.0017 mg/L	0.00020	11.22%
QC value within limits for Cu 324.752		Recovery =	Not calculated			
Fe 238.204†	11669193.4	85.65 mg/L	0.360	85.65 mg/L	0.360	0.42%
QC value within limits for Fe 238.204		Recovery =	85.65%			
Fe 234.349†	3660795.6	91.02 mg/L	0.151	91.02 mg/L	0.151	0.17%
QC value within limits for Fe 234.349		Recovery =	91.02%			
Mg 279.077†	4653510.8	239.3 mg/L	0.33	239.3 mg/L	0.33	0.14%
QC value within limits for Mg 279.077		Recovery =	95.72%			
Mn 257.610†	3788.9	0.0032 mg/L	0.00004	0.0032 mg/L	0.00004	1.20%
QC value within limits for Mn 257.610		Recovery =	Not calculated			
Mo 202.031†	-144.3	-0.0072 mg/L	0.00009	-0.0072 mg/L	0.00009	1.28%
QC value within limits for Mo 202.031		Recovery =	Not calculated			
Na 330.237†	-431.7	0.3989 mg/L	0.06691	0.3989 mg/L	0.06691	16.78%
QC value within limits for Na 330.237		Recovery =	Not calculated			
Ni 231.604†	-94.3	-0.0039 mg/L	0.00008	-0.0039 mg/L	0.00008	2.02%
QC value within limits for Ni 231.604		Recovery =	Not calculated			
Pb 220.353†	-262.8	-0.0137 mg/L	0.00017	-0.0137 mg/L	0.00017	1.21%
QC value less than the lower limit for Pb 220.353		Recovery =	Not calculated			

Sb 206.836†	40.0	0.0095 mg/L	0.00265	0.0095 mg/L	0.00265	27.95%
QC value within limits for Sb 206.836 Recovery = Not calculated						
Se 196.026†	-6.1	-0.0089 mg/L	0.00842	-0.0089 mg/L	0.00842	94.75%
QC value within limits for Se 196.026 Recovery = Not calculated						
Sn 189.927†	-45.6	-0.0196 mg/L	0.00240	-0.0196 mg/L	0.00240	12.27%
QC value within limits for Sn 189.927 Recovery = Not calculated						
Ti 337.279†	3573.2	0.0039 mg/L	0.00013	0.0039 mg/L	0.00013	3.24%
QC value within limits for Ti 337.279 Recovery = Not calculated						
Tl 190.801†	-2.6	-0.0042 mg/L	0.00311	-0.0042 mg/L	0.00311	74.38%
QC value within limits for Tl 190.801 Recovery = Not calculated						
V 292.402†	-1904.9	-0.0092 mg/L	0.00003	-0.0092 mg/L	0.00003	0.32%
QC value within limits for V 292.402 Recovery = Not calculated						
Zn 213.857†	2694.4	0.0297 mg/L	0.00026	0.0297 mg/L	0.00026	0.86%
QC value within limits for Zn 213.857 Recovery = Not calculated						
QC Failed. Continue with analysis.						

Sequence No.: 12

Sample ID: ICSAB

Analyst:

Initial Sample Wt:

Dilution:

Autosampler Location: 105

Date Collected: 7/14/2006 9:41:33 AM

Data Type: Original

Initial Sample Vol:

Sample Prep Vol:

Replicate Data: ICSAB

Repl#	Analyte	Net		Corrected		Calib.		Sample		Analysis Time
		Intensity	Intensity	Conc.	Units	Conc.	Units			
1	Y 360.073	2221258.3	2221258.3							09:43:22
1	Ag 328.068†	158276.8	163665.6	0.5211	mg/L	0.5211	mg/L			09:43:27
1	Al 237.313†	2074629.2	2141273.6	246.6	mg/L	246.6	mg/L			09:43:22
1	As 188.979†	-2.9	3.5	0.0020	mg/L	0.0020	mg/L			09:43:48
1	B 182.528†	-57.2	-23.8	-0.0213	mg/L	-0.0213	mg/L			09:43:48
1	Ba 233.527†	43727.7	45192.9	0.2425	mg/L	0.2425	mg/L			09:43:27
1	Be 313.107†	1326496.8	1366596.9	0.2534	mg/L	0.2534	mg/L			09:43:22
1	Ca 315.886†	33282312.6	34344695.5	240.2	mg/L	240.2	mg/L			09:43:14
1	Cd 228.802†	40218.4	40826.7	0.4617	mg/L	0.4617	mg/L			09:43:27
1	Co 228.616†	15426.9	16139.8	0.2202	mg/L	0.2202	mg/L			09:43:48
1	Cr 267.716†	34919.4	34382.0	0.2449	mg/L	0.2449	mg/L			09:43:27
1	Cu 324.752†	63811.7	62284.8	0.2370	mg/L	0.2370	mg/L			09:43:27
1	Fe 238.204†	11364614.9	11727004.7	86.07	mg/L	86.07	mg/L			09:43:14
1	Fe 234.349†	3536898.8	3649155.1	90.73	mg/L	90.73	mg/L			09:43:22
1	Mg 279.077†	4489603.2	4634608.6	238.3	mg/L	238.3	mg/L			09:43:22
1	Mn 257.610†	234326.9	240049.2	0.2421	mg/L	0.2421	mg/L			09:43:27
1	Mo 202.031†	-51.2	-128.7	-0.0057	mg/L	-0.0057	mg/L			09:43:48
1	Na 330.237†	1751.1	-377.0	0.4307	mg/L	0.4307	mg/L			09:43:27
1	Ni 231.604†	23209.5	24056.1	0.4459	mg/L	0.4459	mg/L			09:43:48
1	Pb 220.353†	3801.7	4010.2	0.4577	mg/L	0.4577	mg/L			09:43:48
1	Sb 206.836†	162.3	45.6	0.0079	mg/L	0.0079	mg/L			09:43:48
1	Se 196.026†	-4.6	0.4	0.0007	mg/L	0.0007	mg/L			09:43:48
1	Sn 189.927†	55.9	-13.2	-0.0087	mg/L	-0.0087	mg/L			09:43:48
1	Ti 337.279†	4262.0	3705.1	0.0041	mg/L	0.0041	mg/L			09:43:27
1	Tl 190.801†	-34.3	-13.2	-0.0130	mg/L	-0.0130	mg/L			09:43:48
1	V 292.402†	54504.5	54568.6	0.2341	mg/L	0.2341	mg/L			09:43:27
1	Zn 213.857†	42598.5	42676.2	0.4986	mg/L	0.4986	mg/L			09:43:27
2	Y 360.073	2220235.7	2220235.7							09:44:08
2	Ag 328.068†	158557.7	164030.9	0.5223	mg/L	0.5223	mg/L			09:44:14
2	Al 237.313†	2073281.1	2140867.8	246.5	mg/L	246.5	mg/L			09:44:08
2	As 188.979†	0.2	6.7	0.0064	mg/L	0.0064	mg/L			09:44:34
2	B 182.528†	-54.3	-20.9	-0.0188	mg/L	-0.0188	mg/L			09:44:34
2	Ba 233.527†	43775.2	45262.8	0.2429	mg/L	0.2429	mg/L			09:44:14
2	Be 313.107†	1325896.8	1366608.0	0.2534	mg/L	0.2534	mg/L			09:44:08
2	Ca 315.886†	33031174.9	34101204.3	238.5	mg/L	238.5	mg/L			09:44:00
2	Cd 228.802†	40410.3	41044.0	0.4642	mg/L	0.4642	mg/L			09:44:14
2	Co 228.616†	15423.9	16144.1	0.2203	mg/L	0.2203	mg/L			09:44:34
2	Cr 267.716†	34826.3	34302.4	0.2443	mg/L	0.2443	mg/L			09:44:14
2	Cu 324.752†	64280.3	62798.9	0.2389	mg/L	0.2389	mg/L			09:44:14
2	Fe 238.204†	11290089.1	11655455.5	85.55	mg/L	85.55	mg/L			09:44:00
2	Fe 234.349†	3535497.8	3649389.9	90.73	mg/L	90.73	mg/L			09:44:08
2	Mg 279.077†	4487249.6	4634312.7	238.3	mg/L	238.3	mg/L			09:44:08
2	Mn 257.610†	234461.3	240299.4	0.2424	mg/L	0.2424	mg/L			09:44:14
2	Mo 202.031†	-77.3	-155.7	-0.0080	mg/L	-0.0080	mg/L			09:44:34

2	Na 330.237†	1730.5	-397.5	0.4062 mg/L	0.4062 mg/L	09:44:14
2	Ni 231.604†	23277.0	24136.8	0.4474 mg/L	0.4474 mg/L	09:44:34
2	Pb 220.353†	3813.9	4024.6	0.4592 mg/L	0.4592 mg/L	09:44:34
2	Sb 206.836†	169.3	52.9	0.0097 mg/L	0.0097 mg/L	09:44:34
2	Se 196.026†	-11.8	-7.1	-0.0104 mg/L	-0.0104 mg/L	09:44:34
2	Sn 189.927†	37.0	-32.8	-0.0153 mg/L	-0.0153 mg/L	09:44:34
2	Ti 337.279†	4169.0	3611.0	0.0039 mg/L	0.0039 mg/L	09:44:14
2	Tl 190.801†	-26.4	-5.0	-0.0067 mg/L	-0.0067 mg/L	09:44:34
2	V 292.402†	54522.4	54613.0	0.2343 mg/L	0.2343 mg/L	09:44:14
2	Zn 213.857†	42814.8	42919.8	0.5014 mg/L	0.5014 mg/L	09:44:14

Mean Data: ICSAB

Analyte	Mean Corrected Intensity	Calib Conc. Units	Std.Dev.	Sample Conc. Units	Std.Dev.	RSD
Y 360.073	2220747.0				723.15	0.03%
Ag 328.068†	163848.2	0.5217 mg/L	0.00082	0.5217 mg/L	0.00082	0.16%
QC value within limits for Ag 328.068		Recovery = 104.34%				
Al 237.313†	2141070.7	246.6 mg/L	0.03	246.6 mg/L	0.03	0.01%
QC value within limits for Al 237.313		Recovery = 98.63%				
As 188.979†	5.1	0.0042 mg/L	0.00309	0.0042 mg/L	0.00309	73.27%
QC value within limits for As 188.979		Recovery = Not calculated				
B 182.528†	-22.4	-0.0201 mg/L	0.00180	-0.0201 mg/L	0.00180	8.98%
QC value within limits for B 182.528		Recovery = Not calculated				
Ba 233.527†	45227.9	0.2427 mg/L	0.00027	0.2427 mg/L	0.00027	0.11%
QC value within limits for Ba 233.527		Recovery = 97.08%				
Be 313.107†	1366602.5	0.2534 mg/L	0.00000	0.2534 mg/L	0.00000	0.00%
QC value within limits for Be 313.107		Recovery = 101.36%				
Ca 315.886†	34222949.9	239.3 mg/L	1.20	239.3 mg/L	1.20	0.50%
QC value within limits for Ca 315.886		Recovery = 95.73%				
Cd 228.802†	40935.3	0.4630 mg/L	0.00174	0.4630 mg/L	0.00174	0.38%
QC value within limits for Cd 228.802		Recovery = 92.59%				
Co 228.616†	16141.9	0.2203 mg/L	0.00004	0.2203 mg/L	0.00004	0.02%
QC value within limits for Co 228.616		Recovery = 88.10%				
Cr 267.716†	34342.2	0.2446 mg/L	0.00040	0.2446 mg/L	0.00040	0.16%
QC value within limits for Cr 267.716		Recovery = 97.84%				
Cu 324.752†	62541.8	0.2380 mg/L	0.00138	0.2380 mg/L	0.00138	0.58%
QC value within limits for Cu 324.752		Recovery = 95.19%				
Fe 238.204†	11691230.1	85.81 mg/L	0.371	85.81 mg/L	0.371	0.43%
QC value within limits for Fe 238.204		Recovery = 85.81%				
Fe 234.349†	3649272.5	90.73 mg/L	0.004	90.73 mg/L	0.004	0.00%
QC value within limits for Fe 234.349		Recovery = 90.73%				
Mg 279.077†	4634460.6	238.3 mg/L	0.01	238.3 mg/L	0.01	0.00%
QC value within limits for Mg 279.077		Recovery = 95.33%				
Mn 257.610†	240174.3	0.2422 mg/L	0.00018	0.2422 mg/L	0.00018	0.07%
QC value within limits for Mn 257.610		Recovery = 96.90%				
Mo 202.031†	-142.2	-0.0069 mg/L	0.00161	-0.0069 mg/L	0.00161	23.43%
QC value within limits for Mo 202.031		Recovery = Not calculated				
Na 330.237†	-387.2	0.4185 mg/L	0.01729	0.4185 mg/L	0.01729	4.13%
QC value within limits for Na 330.237		Recovery = Not calculated				
Ni 231.604†	24096.4	0.4467 mg/L	0.00106	0.4467 mg/L	0.00106	0.24%
QC value within limits for Ni 231.604		Recovery = 89.33%				
Pb 220.353†	4017.4	0.4585 mg/L	0.00112	0.4585 mg/L	0.00112	0.24%
QC value within limits for Pb 220.353		Recovery = 91.69%				
Sb 206.836†	49.2	0.0088 mg/L	0.00131	0.0088 mg/L	0.00131	14.86%
QC value within limits for Sb 206.836		Recovery = Not calculated				
Se 196.026†	-3.4	-0.0049 mg/L	0.00783	-0.0049 mg/L	0.00783	161.12%
QC value within limits for Se 196.026		Recovery = Not calculated				
Sn 189.927†	-23.0	-0.0120 mg/L	0.00466	-0.0120 mg/L	0.00466	38.98%
QC value within limits for Sn 189.927		Recovery = Not calculated				
Ti 337.279†	3658.0	0.0040 mg/L	0.00010	0.0040 mg/L	0.00010	2.48%
QC value within limits for Ti 337.279		Recovery = Not calculated				
Tl 190.801†	-9.1	-0.0098 mg/L	0.00450	-0.0098 mg/L	0.00450	45.70%
QC value within limits for Tl 190.801		Recovery = Not calculated				
V 292.402†	54590.8	0.2342 mg/L	0.00013	0.2342 mg/L	0.00013	0.06%
QC value within limits for V 292.402		Recovery = 93.68%				
Zn 213.857†	42798.0	0.5000 mg/L	0.00203	0.5000 mg/L	0.00203	0.41%
QC value within limits for Zn 213.857		Recovery = 100.00%				

All analyte(s) passed QC.

Sequence No.: 13
 Sample ID: wash
 Analyst:
 Initial Sample Wt:
 Dilution:

Autosampler Location: 0
 Date Collected: 7/14/2006 9:46:12 AM
 Data Type: Original
 Initial Sample Vol:
 Sample Prep Vol:

 Replicate Data: wash

Repl#	Analyte	Net Intensity	Corrected Intensity	Calib. Conc. Units	Sample Conc. Units	Analysis Time
1	Y 360.073	2271281.0	2271281.0			09:47:39
1	Ag 328.068†	-389.7	-82.0	-0.0001 mg/L	-0.0001 mg/L	09:47:44
1	Al 237.313†	-4.1	86.3	0.0097 mg/L	0.0097 mg/L	09:48:04
1	As 188.979†	-4.2	2.3	0.0004 mg/L	0.0004 mg/L	09:48:04
1	B 182.528†	-33.8	1.1	0.0004 mg/L	0.0004 mg/L	09:48:04
1	Ba 233.527†	-67.9	-6.1	-0.0015 mg/L	-0.0015 mg/L	09:48:04
1	Be 313.107†	2675.6	246.8	-0.0001 mg/L	-0.0001 mg/L	09:47:39
1	Ca 315.886†	6563.4	1313.4	-0.0171 mg/L	-0.0171 mg/L	09:47:44
1	Cd 228.802†	677.2	1.7	-0.0010 mg/L	-0.0010 mg/L	09:48:04
1	Co 228.616†	-215.3	0.7	-0.0024 mg/L	-0.0024 mg/L	09:48:04
1	Cr 267.716†	1565.8	-77.2	-0.0026 mg/L	-0.0026 mg/L	09:47:44
1	Cu 324.752†	3564.9	24.2	0.0014 mg/L	0.0014 mg/L	09:47:44
1	Fe 238.204†	5748.4	3616.0	0.0146 mg/L	0.0146 mg/L	09:47:44
1	Fe 234.349†	2070.0	882.1	0.0144 mg/L	0.0144 mg/L	09:48:04
1	Mg 279.077†	-686.7	286.1	0.0059 mg/L	0.0059 mg/L	09:47:44
1	Mn 257.610†	1375.2	-406.8	-0.0041 mg/L	-0.0041 mg/L	09:47:44
1	Mo 202.031†	75.4	0.2	-0.0013 mg/L	-0.0013 mg/L	09:48:04
1	Na 330.237†	2043.8	-121.4	0.3945 mg/L	0.3945 mg/L	09:47:44
1	Ni 231.604†	-121.3	-20.4	-0.0025 mg/L	-0.0025 mg/L	09:48:04
1	Pb 220.353†	-65.7	20.2	0.0008 mg/L	0.0008 mg/L	09:48:04
1	Sb 206.836†	111.2	-9.6	-0.0030 mg/L	-0.0030 mg/L	09:48:04
1	Se 196.026†	-5.1	-0.0	0.0001 mg/L	0.0001 mg/L	09:48:04
1	Sn 189.927†	48.8	-21.7	-0.0115 mg/L	-0.0115 mg/L	09:48:04
1	Ti 337.279†	427.6	-262.1	-0.0018 mg/L	-0.0018 mg/L	09:47:44
1	Tl 190.801†	-22.0	-0.0	-0.0023 mg/L	-0.0023 mg/L	09:48:04
1	V 292.402†	1658.3	-10.6	-0.0011 mg/L	-0.0011 mg/L	09:47:44
1	Zn 213.857†	1228.0	-49.4	-0.0027 mg/L	-0.0027 mg/L	09:48:04
2	Y 360.073	2273433.5	2273433.5			09:48:10
2	Ag 328.068†	-284.7	24.2	0.0003 mg/L	0.0003 mg/L	09:48:15
2	Al 237.313†	-10.2	80.1	0.0090 mg/L	0.0090 mg/L	09:48:35
2	As 188.979†	-2.0	4.5	0.0035 mg/L	0.0035 mg/L	09:48:35
2	B 182.528†	-35.8	-0.9	-0.0013 mg/L	-0.0013 mg/L	09:48:35
2	Ba 233.527†	-71.4	-9.6	-0.0015 mg/L	-0.0015 mg/L	09:48:35
2	Be 313.107†	2662.3	230.9	-0.0001 mg/L	-0.0001 mg/L	09:48:10
2	Ca 315.886†	6182.2	922.7	-0.0198 mg/L	-0.0198 mg/L	09:48:15
2	Cd 228.802†	686.0	9.9	-0.0009 mg/L	-0.0009 mg/L	09:48:35
2	Co 228.616†	-216.7	-0.5	-0.0024 mg/L	-0.0024 mg/L	09:48:35
2	Cr 267.716†	1631.0	-12.9	-0.0022 mg/L	-0.0022 mg/L	09:48:15
2	Cu 324.752†	3456.8	-88.3	0.0010 mg/L	0.0010 mg/L	09:48:15
2	Fe 238.204†	4919.4	2774.5	0.0084 mg/L	0.0084 mg/L	09:48:15
2	Fe 234.349†	1916.2	725.1	0.0104 mg/L	0.0104 mg/L	09:48:35
2	Mg 279.077†	-731.4	241.7	0.0036 mg/L	0.0036 mg/L	09:48:15
2	Mn 257.610†	1417.4	-365.6	-0.0040 mg/L	-0.0040 mg/L	09:48:15
2	Mo 202.031†	79.8	4.5	-0.0010 mg/L	-0.0010 mg/L	09:48:35
2	Na 330.237†	2002.5	-165.1	0.3429 mg/L	0.3429 mg/L	09:48:15
2	Ni 231.604†	-88.2	13.1	-0.0019 mg/L	-0.0019 mg/L	09:48:35
2	Pb 220.353†	-81.0	4.9	-0.0009 mg/L	-0.0009 mg/L	09:48:35
2	Sb 206.836†	121.7	0.9	-0.0004 mg/L	-0.0004 mg/L	09:48:35
2	Se 196.026†	-2.6	2.4	0.0037 mg/L	0.0037 mg/L	09:48:35
2	Sn 189.927†	43.4	-27.3	-0.0134 mg/L	-0.0134 mg/L	09:48:35
2	Ti 337.279†	411.5	-278.7	-0.0019 mg/L	-0.0019 mg/L	09:48:15
2	Tl 190.801†	-19.0	3.1	0.0001 mg/L	0.0001 mg/L	09:48:35
2	V 292.402†	1660.8	-9.6	-0.0011 mg/L	-0.0011 mg/L	09:48:15
2	Zn 213.857†	1206.2	-72.6	-0.0029 mg/L	-0.0029 mg/L	09:48:35

 Mean Data: wash

Analyte	Mean Corrected Intensity	Calib Conc. Units	Std.Dev.	Sample Conc. Units	Std.Dev.	RSD
Y 360.073	2272357.3				1522.06	0.07%
Ag 328.068†	-28.9	0.0001 mg/L	0.00024	0.0001 mg/L	0.00024	222.37%

Al 237.313†	83.2	0.0093 mg/L	0.00048	0.0093 mg/L	0.00048	5.19%
As 188.979†	3.4	0.0019 mg/L	0.00218	0.0019 mg/L	0.00218	112.53%
B 182.528†	0.1	-0.0005 mg/L	0.00123	-0.0005 mg/L	0.00123	259.51%
Ba 233.527†	-7.9	-0.0015 mg/L	0.00001	-0.0015 mg/L	0.00001	0.88%
Be 313.107†	238.9	-0.0001 mg/L	0.00000	-0.0001 mg/L	0.00000	1.55%
Ca 315.886†	1118.0	-0.0184 mg/L	0.00193	-0.0184 mg/L	0.00193	10.49%
Cd 228.802†	5.8	-0.0009 mg/L	0.00006	-0.0009 mg/L	0.00006	6.27%
Co 228.616†	0.1	-0.0024 mg/L	0.00001	-0.0024 mg/L	0.00001	0.47%
Cr 267.716†	-45.1	-0.0024 mg/L	0.00032	-0.0024 mg/L	0.00032	13.32%
Cu 324.752†	-32.0	0.0012 mg/L	0.00030	0.0012 mg/L	0.00030	24.75%
Fe 238.204†	3195.2	0.0115 mg/L	0.00437	0.0115 mg/L	0.00437	38.10%
Fe 234.349†	803.6	0.0124 mg/L	0.00276	0.0124 mg/L	0.00276	22.30%
Mg 279.077†	263.9	0.0048 mg/L	0.00161	0.0048 mg/L	0.00161	33.66%
Mn 257.610†	-386.2	-0.0041 mg/L	0.00003	-0.0041 mg/L	0.00003	0.72%
Mo 202.031†	2.4	-0.0012 mg/L	0.00026	-0.0012 mg/L	0.00026	22.28%
Na 330.237†	-143.2	0.3687 mg/L	0.03652	0.3687 mg/L	0.03652	9.90%
Ni 231.604†	-3.7	-0.0022 mg/L	0.00044	-0.0022 mg/L	0.00044	19.76%
Pb 220.353†	12.6	-0.0001 mg/L	0.00119	-0.0001 mg/L	0.00119	>999.9%
Sb 206.836†	-4.4	-0.0017 mg/L	0.00187	-0.0017 mg/L	0.00187	107.97%
Se 196.026†	1.2	0.0019 mg/L	0.00258	0.0019 mg/L	0.00258	135.30%
Sn 189.927†	-24.5	-0.0125 mg/L	0.00132	-0.0125 mg/L	0.00132	10.59%
Ti 337.279†	-270.4	-0.0019 mg/L	0.00002	-0.0019 mg/L	0.00002	0.94%
Tl 190.801†	1.5	-0.0011 mg/L	0.00170	-0.0011 mg/L	0.00170	159.41%
V 292.402†	-10.1	-0.0011 mg/L	0.00001	-0.0011 mg/L	0.00001	0.49%
Zn 213.857†	-61.0	-0.0028 mg/L	0.00020	-0.0028 mg/L	0.00020	7.00%

=====
Analysis Begun

Start Time: 7/14/2006 9:56:24 AM

Plasma On Time: 7/14/2006 7:15:58 AM

Logged In Analyst: ICP2

Technique: ICP Continuous

Spectrometer Model: Optima 3100 XL, S/N 069N8031701 Autosampler Model: AS-90

Sample Information File: C:\pe\ICP2\Sample Information\071406XA.sif

Batch ID: 071406xa

Results Data Set: 071406xad

Results Library: Q:\Metals\Results\Icp2\Results\Results.mdb

=====
Sequence No.: 1

Autosampler Location: 3

Sample ID: CCV

Date Collected: 7/14/2006 9:56:24 AM

Analyst:

Data Type: Original

Initial Sample Wt:

Initial Sample Vol:

Dilution:

Sample Prep Vol:

Replicate Data: CCV

Repl#	Analyte	Net Intensity	Corrected Intensity	Calib. Conc. Units	Sample Conc. Units	Analysis Time
1	Y 360.073	2297531.5	2297531.5			09:57:57
1	Ag 328.068†	78172.2	78312.9	0.2495 mg/L	0.2495 mg/L	09:58:03
1	Al 237.313†	21468.6	21512.2	2.465 mg/L	2.465 mg/L	09:58:03
1	As 188.979†	356.8	362.5	0.5043 mg/L	0.5043 mg/L	09:58:23
1	B 182.528†	535.2	569.2	0.4954 mg/L	0.4954 mg/L	09:58:23
1	Ba 233.527†	92684.7	92544.8	0.4981 mg/L	0.4981 mg/L	09:58:03
1	Be 313.107†	274337.8	271285.1	0.0501 mg/L	0.0501 mg/L	09:57:57
1	Ca 315.886†	728502.3	721600.7	5.021 mg/L	5.021 mg/L	09:57:57
1	Cd 228.802†	22752.5	22021.0	0.2476 mg/L	0.2476 mg/L	09:58:03
1	Co 228.616†	36299.8	36438.6	0.4995 mg/L	0.4995 mg/L	09:58:03
1	Cr 267.716†	73152.2	71335.0	0.5010 mg/L	0.5010 mg/L	09:58:03
1	Cu 324.752†	134059.4	130192.7	0.4941 mg/L	0.4941 mg/L	09:58:03
1	Fe 238.204†	347014.0	344070.2	2.515 mg/L	2.515 mg/L	09:58:03
1	Fe 234.349†	102230.6	100800.2	2.494 mg/L	2.494 mg/L	09:58:03
1	Mg 279.077†	96286.7	97055.7	4.983 mg/L	4.983 mg/L	09:58:03
1	Mn 257.610†	504811.4	501914.6	0.5039 mg/L	0.5039 mg/L	09:57:57
1	Mo 202.031†	6033.8	5944.7	0.5015 mg/L	0.5015 mg/L	09:58:23
1	Na 330.237†	21967.1	19734.9	23.89 mg/L	23.89 mg/L	09:58:03
1	Ni 231.604†	26929.7	26973.0	0.5001 mg/L	0.5001 mg/L	09:58:03
1	Pb 220.353†	4452.1	4529.0	0.5002 mg/L	0.5002 mg/L	09:58:23
1	Sb 206.836†	2109.9	1983.4	0.4920 mg/L	0.4920 mg/L	09:58:23
1	Se 196.026†	672.9	676.5	1.002 mg/L	1.002 mg/L	09:58:23
1	Sn 189.927†	1571.8	1497.4	0.5019 mg/L	0.5019 mg/L	09:58:23
1	Ti 337.279†	341227.5	339788.9	0.5042 mg/L	0.5042 mg/L	09:57:57
1	Tl 190.801†	613.3	634.2	0.4918 mg/L	0.4918 mg/L	09:58:23
1	V 292.402†	119142.0	117197.6	0.5034 mg/L	0.5034 mg/L	09:58:03
1	Zn 213.857†	43954.4	42569.5	0.4972 mg/L	0.4972 mg/L	09:58:03
2	Y 360.073	2279312.9	2279312.9			09:58:30
2	Ag 328.068†	77034.5	77792.0	0.2479 mg/L	0.2479 mg/L	09:58:35
2	Al 237.313†	21184.3	21397.4	2.451 mg/L	2.451 mg/L	09:58:35
2	As 188.979†	352.8	361.3	0.5026 mg/L	0.5026 mg/L	09:58:56
2	B 182.528†	539.6	577.9	0.5030 mg/L	0.5030 mg/L	09:58:56
2	Ba 233.527†	91423.9	92015.9	0.4953 mg/L	0.4953 mg/L	09:58:35
2	Be 313.107†	272668.7	271794.4	0.0502 mg/L	0.0502 mg/L	09:58:30
2	Ca 315.886†	724137.6	723020.9	5.031 mg/L	5.031 mg/L	09:58:30
2	Cd 228.802†	22495.4	21943.8	0.2467 mg/L	0.2467 mg/L	09:58:35
2	Co 228.616†	35778.4	36203.6	0.4963 mg/L	0.4963 mg/L	09:58:35
2	Cr 267.716†	71980.3	70739.6	0.4968 mg/L	0.4968 mg/L	09:58:35
2	Cu 324.752†	132122.8	129314.1	0.4908 mg/L	0.4908 mg/L	09:58:35
2	Fe 238.204†	341684.3	341477.4	2.496 mg/L	2.496 mg/L	09:58:35
2	Fe 234.349†	100888.3	100265.6	2.481 mg/L	2.481 mg/L	09:58:35
2	Mg 279.077†	94873.0	96401.8	4.950 mg/L	4.950 mg/L	09:58:35
2	Mn 257.610†	501604.6	502715.4	0.5047 mg/L	0.5047 mg/L	09:58:30
2	Mo 202.031†	5986.2	5945.0	0.5015 mg/L	0.5015 mg/L	09:58:56
2	Na 330.237†	21742.2	19683.8	23.83 mg/L	23.83 mg/L	09:58:35
2	Ni 231.604†	26589.5	26845.5	0.4977 mg/L	0.4977 mg/L	09:58:35
2	Pb 220.353†	4432.5	4544.8	0.5020 mg/L	0.5020 mg/L	09:58:56

2	Sb 206.836†	2090.2	1980.4	0.4913 mg/L	0.4913 mg/L	09:58:56
2	Se 196.026†	658.0	666.9	0.9874 mg/L	0.9874 mg/L	09:58:56
2	Sn 189.927†	1546.0	1484.0	0.4974 mg/L	0.4974 mg/L	09:58:56
2	Ti 337.279†	338859.6	340128.8	0.5047 mg/L	0.5047 mg/L	09:58:30
2	Tl 190.801†	615.6	641.4	0.4975 mg/L	0.4975 mg/L	09:58:56
2	V 292.402†	117268.1	116263.0	0.4994 mg/L	0.4994 mg/L	09:58:35
2	Zn 213.857†	43381.4	42343.8	0.4946 mg/L	0.4946 mg/L	09:58:35

Mean Data: CCV

Analyte	Mean Corrected Intensity	Calib Conc. Units	Std.Dev.	Sample Conc. Units	Std.Dev.	RSD
Y 360.073	2288422.2				12882.49	0.56%
Ag 328.068†	78052.4	0.2487 mg/L	0.00117	0.2487 mg/L	0.00117	0.47%
	QC value within limits for Ag 328.068	Recovery = 99.48%				
Al 237.313†	21454.8	2.458 mg/L	0.0093	2.458 mg/L	0.0093	0.38%
	QC value within limits for Al 237.313	Recovery = 98.32%				
As 188.979†	361.9	0.5035 mg/L	0.00116	0.5035 mg/L	0.00116	0.23%
	QC value within limits for As 188.979	Recovery = 100.69%				
B 182.528†	573.5	0.4992 mg/L	0.00537	0.4992 mg/L	0.00537	1.08%
	QC value within limits for B 182.528	Recovery = 99.84%				
Ba 233.527†	92280.3	0.4967 mg/L	0.00202	0.4967 mg/L	0.00202	0.41%
	QC value within limits for Ba 233.527	Recovery = 99.34%				
Be 313.107†	271539.8	0.0502 mg/L	0.00007	0.0502 mg/L	0.00007	0.13%
	QC value within limits for Be 313.107	Recovery = 100.35%				
Ca 315.886†	722310.8	5.026 mg/L	0.0070	5.026 mg/L	0.0070	0.14%
	QC value within limits for Ca 315.886	Recovery = 100.52%				
Cd 228.802†	21982.4	0.2472 mg/L	0.00062	0.2472 mg/L	0.00062	0.25%
	QC value within limits for Cd 228.802	Recovery = 98.87%				
Co 228.616†	36321.1	0.4979 mg/L	0.00229	0.4979 mg/L	0.00229	0.46%
	QC value within limits for Co 228.616	Recovery = 99.58%				
Cr 267.716†	71037.3	0.4989 mg/L	0.00297	0.4989 mg/L	0.00297	0.60%
	QC value within limits for Cr 267.716	Recovery = 99.79%				
Cu 324.752†	129753.4	0.4925 mg/L	0.00235	0.4925 mg/L	0.00235	0.48%
	QC value within limits for Cu 324.752	Recovery = 98.50%				
Fe 238.204†	342773.8	2.505 mg/L	0.0135	2.505 mg/L	0.0135	0.54%
	QC value within limits for Fe 238.204	Recovery = 100.20%				
Fe 234.349†	100532.9	2.488 mg/L	0.0094	2.488 mg/L	0.0094	0.38%
	QC value within limits for Fe 234.349	Recovery = 99.50%				
Mg 279.077†	96728.7	4.966 mg/L	0.0238	4.966 mg/L	0.0238	0.48%
	QC value within limits for Mg 279.077	Recovery = 99.33%				
Mn 257.610†	502315.0	0.5043 mg/L	0.00057	0.5043 mg/L	0.00057	0.11%
	QC value within limits for Mn 257.610	Recovery = 100.86%				
Mo 202.031†	5944.8	0.5015 mg/L	0.00001	0.5015 mg/L	0.00001	0.00%
	QC value within limits for Mo 202.031	Recovery = 100.29%				
Na 330.237†	19709.4	23.86 mg/L	0.043	23.86 mg/L	0.043	0.18%
	QC value within limits for Na 330.237	Recovery = 95.45%				
Ni 231.604†	26909.2	0.4989 mg/L	0.00168	0.4989 mg/L	0.00168	0.34%
	QC value within limits for Ni 231.604	Recovery = 99.77%				
Pb 220.353†	4536.9	0.5011 mg/L	0.00123	0.5011 mg/L	0.00123	0.25%
	QC value within limits for Pb 220.353	Recovery = 100.22%				
Sb 206.836†	1981.9	0.4917 mg/L	0.00050	0.4917 mg/L	0.00050	0.10%
	QC value within limits for Sb 206.836	Recovery = 98.33%				
Se 196.026†	671.7	0.9945 mg/L	0.01013	0.9945 mg/L	0.01013	1.02%
	QC value within limits for Se 196.026	Recovery = 99.45%				
Sn 189.927†	1490.7	0.4996 mg/L	0.00318	0.4996 mg/L	0.00318	0.64%
	QC value within limits for Sn 189.927	Recovery = 99.93%				
Ti 337.279†	339958.9	0.5045 mg/L	0.00036	0.5045 mg/L	0.00036	0.07%
	QC value within limits for Ti 337.279	Recovery = 100.89%				
Tl 190.801†	637.8	0.4946 mg/L	0.00403	0.4946 mg/L	0.00403	0.81%
	QC value within limits for Tl 190.801	Recovery = 98.93%				
V 292.402†	116730.3	0.5014 mg/L	0.00285	0.5014 mg/L	0.00285	0.57%
	QC value within limits for V 292.402	Recovery = 100.28%				
Zn 213.857†	42456.7	0.4959 mg/L	0.00187	0.4959 mg/L	0.00187	0.38%
	QC value within limits for Zn 213.857	Recovery = 99.18%				

All analyte(s) passed QC.

Sequence No.: 2
Sample ID: ICCB
Analyst:

Autosampler Location: 1
Date Collected: 7/14/2006 10:00:33 AM
Data Type: Original

Initial Sample Wt:
Dilution:

Initial Sample Vol:
Sample Prep Vol:

Replicate Data: ICCB

Repl#	Analyte	Net Intensity	Corrected Intensity	Calib. Conc. Units	Sample Conc. Units	Analysis Time
1	Y 360.073	2266805.2	2266805.2			10:02:04
1	Ag 328.068†	-237.8	70.8	0.0004 mg/L	0.0004 mg/L	10:02:10
1	Al 237.313†	-86.9	2.5	0.0001 mg/L	0.0001 mg/L	10:02:30
1	As 188.979†	1.0	7.5	0.0076 mg/L	0.0076 mg/L	10:02:30
1	B 182.528†	-33.4	1.4	0.0007 mg/L	0.0007 mg/L	10:02:30
1	Ba 233.527†	-75.3	-13.7	-0.0015 mg/L	-0.0015 mg/L	10:02:30
1	Be 313.107†	2561.1	136.3	-0.0002 mg/L	-0.0002 mg/L	10:02:04
1	Ca 315.886†	5476.4	227.2	-0.0247 mg/L	-0.0247 mg/L	10:02:10
1	Cd 228.802†	697.9	23.9	-0.0008 mg/L	-0.0008 mg/L	10:02:30
1	Co 228.616†	-216.7	-1.2	-0.0025 mg/L	-0.0025 mg/L	10:02:30
1	Cr 267.716†	1612.6	-26.7	-0.0023 mg/L	-0.0023 mg/L	10:02:10
1	Cu 324.752†	3667.4	135.0	0.0018 mg/L	0.0018 mg/L	10:02:10
1	Fe 238.204†	3110.4	959.5	-0.0049 mg/L	-0.0049 mg/L	10:02:10
1	Fe 234.349†	1432.2	241.3	-0.0016 mg/L	-0.0016 mg/L	10:02:30
1	Mg 279.077†	-865.9	103.5	-0.0034 mg/L	-0.0034 mg/L	10:02:10
1	Mn 257.610†	1594.4	-182.4	-0.0039 mg/L	-0.0039 mg/L	10:02:10
1	Mo 202.031†	96.7	22.0	0.0005 mg/L	0.0005 mg/L	10:02:30
1	Na 330.237†	2210.3	51.1	0.5987 mg/L	0.5987 mg/L	10:02:10
1	Ni 231.604†	-101.6	-0.7	-0.0022 mg/L	-0.0022 mg/L	10:02:30
1	Pb 220.353†	-72.6	13.1	0.0000 mg/L	0.0000 mg/L	10:02:30
1	Sb 206.836†	122.9	2.3	0.0000 mg/L	0.0000 mg/L	10:02:30
1	Se 196.026†	-1.4	-3.6	0.0055 mg/L	0.0055 mg/L	10:02:30
1	Sn 189.927†	64.5	-5.7	-0.0061 mg/L	-0.0061 mg/L	10:02:30
1	Ti 337.279†	828.4	144.1	-0.0012 mg/L	-0.0012 mg/L	10:02:10
1	Tl 190.801†	-7.5	14.6	0.0091 mg/L	0.0091 mg/L	10:02:30
1	V 292.402†	1691.7	26.5	-0.0009 mg/L	-0.0009 mg/L	10:02:10
1	Zn 213.857†	1282.7	8.4	-0.0020 mg/L	-0.0020 mg/L	10:02:30
2	Y 360.073	2252811.0	2252811.0			10:02:36
2	Ag 328.068†	-282.1	24.3	0.0003 mg/L	0.0003 mg/L	10:02:41
2	Al 237.313†	-76.5	12.6	0.0013 mg/L	0.0013 mg/L	10:03:01
2	As 188.979†	-4.6	1.9	-0.0002 mg/L	-0.0002 mg/L	10:03:01
2	B 182.528†	-33.6	1.0	0.0003 mg/L	0.0003 mg/L	10:03:01
2	Ba 233.527†	-55.5	5.9	-0.0014 mg/L	-0.0014 mg/L	10:03:01
2	Be 313.107†	2575.6	167.2	-0.0001 mg/L	-0.0001 mg/L	10:02:36
2	Ca 315.886†	5432.9	217.3	-0.0247 mg/L	-0.0247 mg/L	10:02:41
2	Cd 228.802†	681.3	11.4	-0.0009 mg/L	-0.0009 mg/L	10:03:01
2	Co 228.616†	-200.9	13.6	-0.0022 mg/L	-0.0022 mg/L	10:03:01
2	Cr 267.716†	1715.6	88.2	-0.0015 mg/L	-0.0015 mg/L	10:02:41
2	Cu 324.752†	3650.8	141.1	0.0019 mg/L	0.0019 mg/L	10:02:41
2	Fe 238.204†	2991.5	858.0	-0.0057 mg/L	-0.0057 mg/L	10:02:41
2	Fe 234.349†	1422.0	239.9	-0.0016 mg/L	-0.0016 mg/L	10:03:01
2	Mg 279.077†	-854.1	110.1	-0.0031 mg/L	-0.0031 mg/L	10:02:41
2	Mn 257.610†	1589.6	-177.3	-0.0039 mg/L	-0.0039 mg/L	10:02:41
2	Mo 202.031†	101.2	27.1	0.0009 mg/L	0.0009 mg/L	10:03:01
2	Na 330.237†	2157.6	11.3	0.5516 mg/L	0.5516 mg/L	10:02:41
2	Ni 231.604†	-115.8	-15.8	-0.0025 mg/L	-0.0025 mg/L	10:03:01
2	Pb 220.353†	-80.8	4.3	-0.0010 mg/L	-0.0010 mg/L	10:03:01
2	Sb 206.836†	111.9	-8.1	-0.0027 mg/L	-0.0027 mg/L	10:03:01
2	Se 196.026†	-2.7	2.3	0.0036 mg/L	0.0036 mg/L	10:03:01
2	Sn 189.927†	75.0	5.3	-0.0024 mg/L	-0.0024 mg/L	10:03:01
2	Ti 337.279†	736.5	55.8	-0.0014 mg/L	-0.0014 mg/L	10:02:41
2	Tl 190.801†	-16.4	5.5	0.0020 mg/L	0.0020 mg/L	10:03:01
2	V 292.402†	1708.8	54.5	-0.0008 mg/L	-0.0008 mg/L	10:02:41
2	Zn 213.857†	1289.5	23.4	-0.0018 mg/L	-0.0018 mg/L	10:03:01

Mean Data: ICCB

Analyte	Mean Corrected Intensity	Calib Conc. Units	Std.Dev.	Sample Conc. Units	Std.Dev.	RSD
Y 360.073	2259808.1				9895.39	0.44%
Ag 328.068†	47.5	0.0004 mg/L	0.00010	0.0004 mg/L	0.00010	29.85%
QC value within limits for Ag 328.068 Recovery = Not calculated						
Al 237.313†	7.5	0.0007 mg/L	0.00083	0.0007 mg/L	0.00083	119.96%
QC value within limits for Al 237.313 Recovery = Not calculated						

As 188.979†	4.7	0.0037 mg/L	0.00553	0.0037 mg/L	0.00553	148.57%
QC value within limits for As 188.979 Recovery = Not calculated						
B 182.528†	1.2	0.0005 mg/L	0.00026	0.0005 mg/L	0.00026	54.63%
QC value within limits for B 182.528 Recovery = Not calculated						
Ba 233.527†	-3.9	-0.0015 mg/L	0.00007	-0.0015 mg/L	0.00007	5.01%
QC value within limits for Ba 233.527 Recovery = Not calculated						
Be 313.107†	151.7	-0.0002 mg/L	0.00000	-0.0002 mg/L	0.00000	2.72%
QC value within limits for Be 313.107 Recovery = Not calculated						
Ca 315.886†	222.2	-0.0247 mg/L	0.00005	-0.0247 mg/L	0.00005	0.20%
QC value within limits for Ca 315.886 Recovery = Not calculated						
Cd 228.802†	17.7	-0.0008 mg/L	0.00008	-0.0008 mg/L	0.00008	10.28%
QC value within limits for Cd 228.802 Recovery = Not calculated						
Co 228.616†	6.2	-0.0023 mg/L	0.00014	-0.0023 mg/L	0.00014	6.14%
QC value within limits for Co 228.616 Recovery = Not calculated						
Cr 267.716†	30.8	-0.0019 mg/L	0.00057	-0.0019 mg/L	0.00057	30.64%
QC value within limits for Cr 267.716 Recovery = Not calculated						
Cu 324.752†	138.0	0.0019 mg/L	0.00002	0.0019 mg/L	0.00002	0.89%
QC value within limits for Cu 324.752 Recovery = Not calculated						
Fe 238.204†	908.7	-0.0053 mg/L	0.00053	-0.0053 mg/L	0.00053	9.90%
QC value within limits for Fe 238.204 Recovery = Not calculated						
Fe 234.349†	240.6	-0.0016 mg/L	0.00002	-0.0016 mg/L	0.00002	1.43%
QC value within limits for Fe 234.349 Recovery = Not calculated						
Mg 279.077†	106.8	-0.0033 mg/L	0.00024	-0.0033 mg/L	0.00024	7.39%
QC value within limits for Mg 279.077 Recovery = Not calculated						
Mn 257.610†	-179.9	-0.0039 mg/L	0.00000	-0.0039 mg/L	0.00000	0.10%
QC value within limits for Mn 257.610 Recovery = Not calculated						
Mo 202.031†	24.5	0.0007 mg/L	0.00031	0.0007 mg/L	0.00031	43.20%
QC value within limits for Mo 202.031 Recovery = Not calculated						
Na 330.237†	31.2	0.5751 mg/L	0.03328	0.5751 mg/L	0.03328	5.79%
QC value within limits for Na 330.237 Recovery = Not calculated						
Ni 231.604†	-8.3	-0.0023 mg/L	0.00020	-0.0023 mg/L	0.00020	8.60%
QC value within limits for Ni 231.604 Recovery = Not calculated						
Pb 220.353†	8.7	-0.0005 mg/L	0.00069	-0.0005 mg/L	0.00069	142.87%
QC value within limits for Pb 220.353 Recovery = Not calculated						
Sb 206.836†	-2.9	-0.0014 mg/L	0.00186	-0.0014 mg/L	0.00186	137.53%
QC value within limits for Sb 206.836 Recovery = Not calculated						
Se 196.026†	3.0	0.0045 mg/L	0.00139	0.0045 mg/L	0.00139	30.55%
QC value within limits for Se 196.026 Recovery = Not calculated						
Sn 189.927†	-0.2	-0.0043 mg/L	0.00263	-0.0043 mg/L	0.00263	61.63%
QC value within limits for Sn 189.927 Recovery = Not calculated						
Ti 337.279†	100.0	-0.0013 mg/L	0.00009	-0.0013 mg/L	0.00009	7.13%
QC value within limits for Ti 337.279 Recovery = Not calculated						
Tl 190.801†	10.1	0.0056 mg/L	0.00501	0.0056 mg/L	0.00501	89.66%
QC value within limits for Tl 190.801 Recovery = Not calculated						
V 292.402†	40.5	-0.0008 mg/L	0.00009	-0.0008 mg/L	0.00009	10.54%
QC value within limits for V 292.402 Recovery = Not calculated						
Zn 213.857†	15.9	-0.0019 mg/L	0.00013	-0.0019 mg/L	0.00013	6.64%
QC value within limits for Zn 213.857 Recovery = Not calculated						

All analyte(s) passed QC.

Sequence No.: 3

Sample ID: BG61337-BLK1

Analyst:

Initial Sample Wt:

Dilution:

Autosampler Location: 9

Date Collected: 7/14/2006 10:04:38 AM

Data Type: Original

Initial Sample Vol:

Sample Prep Vol:

Replicate Data: BG61337-BLK1

Repl#	Analyte	Net Intensity	Corrected Intensity	Calib. Conc. Units	Sample Conc. Units	Analysis Time
1	Y 360.073	2256478.0	2256478.0			10:06:09
1	Ag 328.068†	-305.3	1.1	0.0002 mg/L	0.0002 mg/L	10:06:15
1	Al 237.313†	-68.1	21.2	0.0021 mg/L	0.0021 mg/L	10:06:35
1	As 188.979†	-8.6	-2.2	-0.0059 mg/L	-0.0059 mg/L	10:06:35
1	B 182.528†	-29.9	4.8	0.0036 mg/L	0.0036 mg/L	10:06:35
1	Ba 233.527†	-55.2	6.3	-0.0014 mg/L	-0.0014 mg/L	10:06:35
1	Be 313.107†	2555.1	142.1	-0.0002 mg/L	-0.0002 mg/L	10:06:09
1	Ca 315.886†	6889.6	1688.3	-0.0144 mg/L	-0.0144 mg/L	10:06:15
1	Cd 228.802†	705.0	34.4	-0.0006 mg/L	-0.0006 mg/L	10:06:35
1	Co 228.616†	-233.9	-19.7	-0.0027 mg/L	-0.0027 mg/L	10:06:35

1	Cr 267.716†	1657.3	26.1	-0.0019 mg/L	-0.0019 mg/L	10:06:15
1	Cu 324.752†	4599.3	1098.7	0.0055 mg/L	0.0055 mg/L	10:06:15
1	Fe 238.204†	6205.3	4118.2	0.0182 mg/L	0.0182 mg/L	10:06:15
1	Fe 234.349†	2378.0	1208.8	0.0225 mg/L	0.0225 mg/L	10:06:35
1	Mg 279.077†	-907.1	57.6	-0.0058 mg/L	-0.0058 mg/L	10:06:15
1	Mn 257.610†	2122.9	361.9	-0.0033 mg/L	-0.0033 mg/L	10:06:15
1	Mo 202.031†	104.1	29.9	0.0012 mg/L	0.0012 mg/L	10:06:35
1	Na 330.237†	2349.7	202.9	0.7778 mg/L	0.7778 mg/L	10:06:15
1	Ni 231.604†	-105.9	-5.6	-0.0023 mg/L	-0.0023 mg/L	10:06:35
1	Pb 220.353†	-73.1	12.3	-0.0001 mg/L	-0.0001 mg/L	10:06:35
1	Sb 206.836†	132.4	12.6	0.0025 mg/L	0.0025 mg/L	10:06:35
1	Se 196.026†	-0.3	4.8	0.0072 mg/L	0.0072 mg/L	10:06:35
1	Sn 189.927†	91.4	21.9	0.0032 mg/L	0.0032 mg/L	10:06:35
1	Ti 337.279†	955.0	276.6	-0.0010 mg/L	-0.0010 mg/L	10:06:15
1	Tl 190.801†	-19.6	2.3	-0.0004 mg/L	-0.0004 mg/L	10:06:35
1	V 292.402†	1665.1	7.3	-0.0010 mg/L	-0.0010 mg/L	10:06:15
1	Zn 213.857†	2072.1	816.3	0.0075 mg/L	0.0075 mg/L	10:06:35
2	Y 360.073	2296402.9	2296402.9			10:06:41
2	Ag 328.068†	-256.7	55.0	0.0004 mg/L	0.0004 mg/L	10:06:46
2	Al 237.313†	-52.2	38.3	0.0041 mg/L	0.0041 mg/L	10:07:06
2	As 188.979†	-4.5	2.0	0.0000 mg/L	0.0000 mg/L	10:07:06
2	B 182.528†	-28.1	7.2	0.0057 mg/L	0.0057 mg/L	10:07:06
2	Ba 233.527†	-88.0	-25.5	-0.0016 mg/L	-0.0016 mg/L	10:07:06
2	Be 313.107†	2538.2	80.1	-0.0002 mg/L	-0.0002 mg/L	10:06:41
2	Ca 315.886†	6855.9	1532.9	-0.0155 mg/L	-0.0155 mg/L	10:06:46
2	Cd 228.802†	711.3	28.2	-0.0007 mg/L	-0.0007 mg/L	10:07:06
2	Co 228.616†	-242.4	-24.0	-0.0028 mg/L	-0.0028 mg/L	10:07:06
2	Cr 267.716†	1678.9	18.5	-0.0020 mg/L	-0.0020 mg/L	10:06:46
2	Cu 324.752†	4584.4	1002.6	0.0051 mg/L	0.0051 mg/L	10:06:46
2	Fe 238.204†	6211.5	4014.7	0.0175 mg/L	0.0175 mg/L	10:06:46
2	Fe 234.349†	2415.9	1204.6	0.0224 mg/L	0.0224 mg/L	10:07:06
2	Mg 279.077†	-941.0	39.8	-0.0068 mg/L	-0.0068 mg/L	10:06:46
2	Mn 257.610†	2108.0	309.6	-0.0034 mg/L	-0.0034 mg/L	10:06:46
2	Mo 202.031†	102.7	26.6	0.0009 mg/L	0.0009 mg/L	10:07:06
2	Na 330.237†	2331.0	142.8	0.7067 mg/L	0.7067 mg/L	10:06:46
2	Ni 231.604†	-97.4	4.8	-0.0021 mg/L	-0.0021 mg/L	10:07:06
2	Pb 220.353†	-76.0	10.6	-0.0003 mg/L	-0.0003 mg/L	10:07:06
2	Sb 206.836†	118.4	-3.7	-0.0016 mg/L	-0.0016 mg/L	10:07:06
2	Se 196.026†	-0.6	4.5	0.0067 mg/L	0.0067 mg/L	10:07:06
2	Sn 189.927†	83.4	12.3	-0.0001 mg/L	-0.0001 mg/L	10:07:06
2	Ti 337.279†	938.6	243.3	-0.0011 mg/L	-0.0011 mg/L	10:06:46
2	Tl 190.801†	-11.2	11.1	0.0064 mg/L	0.0064 mg/L	10:07:06
2	V 292.402†	1690.7	3.4	-0.0010 mg/L	-0.0010 mg/L	10:06:46
2	Zn 213.857†	2082.8	790.4	0.0072 mg/L	0.0072 mg/L	10:07:06

Mean Data: BG61337-BLK1

Analyte	Mean Corrected Intensity	Conc.	Calib Units	Std.Dev.	Conc.	Sample Units	Std.Dev.	RSD
Y 360.073	2276440.4						28231.12	1.24%
Ag 328.068†	28.0	0.0003 mg/L		0.00012	0.0003 mg/L		0.00012	42.00%
Al 237.313†	29.7	0.0031 mg/L		0.00140	0.0031 mg/L		0.00140	45.30%
As 188.979†	-0.1	-0.0030 mg/L		0.00414	-0.0030 mg/L		0.00414	139.50%
B 182.528†	6.0	0.0046 mg/L		0.00147	0.0046 mg/L		0.00147	31.78%
Ba 233.527†	-9.6	-0.0015 mg/L		0.00012	-0.0015 mg/L		0.00012	7.97%
Be 313.107†	111.1	-0.0002 mg/L		0.00001	-0.0002 mg/L		0.00001	5.15%
Ca 315.886†	1610.6	-0.0150 mg/L		0.00077	-0.0150 mg/L		0.00077	5.13%
Cd 228.802†	31.3	-0.0006 mg/L		0.00006	-0.0006 mg/L		0.00006	9.64%
Co 228.616†	-21.8	-0.0027 mg/L		0.00004	-0.0027 mg/L		0.00004	1.56%
Cr 267.716†	22.3	-0.0019 mg/L		0.00004	-0.0019 mg/L		0.00004	1.97%
Cu 324.752†	1050.6	0.0053 mg/L		0.00026	0.0053 mg/L		0.00026	4.84%
Fe 238.204†	4066.5	0.0179 mg/L		0.00054	0.0179 mg/L		0.00054	3.01%
Fe 234.349†	1206.7	0.0224 mg/L		0.00008	0.0224 mg/L		0.00008	0.34%
Mg 279.077†	48.7	-0.0063 mg/L		0.00065	-0.0063 mg/L		0.00065	10.26%
Mn 257.610†	335.7	-0.0033 mg/L		0.00004	-0.0033 mg/L		0.00004	1.12%
Mo 202.031†	28.3	0.0010 mg/L		0.00019	0.0010 mg/L		0.00019	18.67%
Na 330.237†	172.8	0.7422 mg/L		0.05033	0.7422 mg/L		0.05033	6.78%
Ni 231.604†	-0.4	-0.0022 mg/L		0.00014	-0.0022 mg/L		0.00014	6.31%
Pb 220.353†	11.5	-0.0002 mg/L		0.00013	-0.0002 mg/L		0.00013	72.44%
Sb 206.836†	4.4	0.0005 mg/L		0.00291	0.0005 mg/L		0.00291	594.62%
Se 196.026†	4.6	0.0070 mg/L		0.00033	0.0070 mg/L		0.00033	4.68%

Sn 189.927†	17.1	0.0015 mg/L	0.00229	0.0015 mg/L	0.00229	147.79%
Ti 337.279†	260.0	-0.0011 mg/L	0.00004	-0.0011 mg/L	0.00004	3.30%
Tl 190.801†	6.7	0.0030 mg/L	0.00482	0.0030 mg/L	0.00482	161.81%
V 292.402†	5.3	-0.0010 mg/L	0.00001	-0.0010 mg/L	0.00001	1.20%
Zn 213.857†	803.3	0.0074 mg/L	0.00022	0.0074 mg/L	0.00022	2.94%

Sequence No.: 4
 Sample ID: BG61337-BS1
 Analyst:
 Initial Sample Wt:
 Dilution:

Autosampler Location: 10
 Date Collected: 7/14/2006 10:08:43 AM
 Data Type: Original
 Initial Sample Vol:
 Sample Prep Vol:

Replicate Data: BG61337-BS1

Repl#	Analyte	Net Intensity	Corrected Intensity	Calib. Conc. Units	Sample Conc. Units	Analysis Time
1	Y 360.073	2318529.1	2318529.1			10:10:16
1	Ag 328.068†	79028.8	78453.4	0.2500 mg/L	0.2500 mg/L	10:10:22
1	Al 237.313†	21510.8	21359.8	2.447 mg/L	2.447 mg/L	10:10:22
1	As 188.979†	359.9	362.4	0.5041 mg/L	0.5041 mg/L	10:10:42
1	B 182.528†	559.0	587.9	0.5117 mg/L	0.5117 mg/L	10:10:42
1	Ba 233.527†	92413.6	91439.2	0.4922 mg/L	0.4922 mg/L	10:10:22
1	Be 313.107†	286509.1	280840.8	0.0519 mg/L	0.0519 mg/L	10:10:16
1	Ca 315.886†	750274.0	736544.9	5.126 mg/L	5.126 mg/L	10:10:16
1	Cd 228.802†	23265.5	22322.6	0.2510 mg/L	0.2510 mg/L	10:10:22
1	Co 228.616†	36473.7	36282.5	0.4974 mg/L	0.4974 mg/L	10:10:22
1	Cr 267.716†	74185.7	71695.8	0.5036 mg/L	0.5036 mg/L	10:10:22
1	Cu 324.752†	136213.4	131111.1	0.4976 mg/L	0.4976 mg/L	10:10:22
1	Fe 238.204†	358437.6	352229.9	2.574 mg/L	2.574 mg/L	10:10:22
1	Fe 234.349†	105568.1	103176.5	2.553 mg/L	2.553 mg/L	10:10:22
1	Mg 279.077†	96239.1	96138.6	4.936 mg/L	4.936 mg/L	10:10:22
1	Mn 257.610†	514561.4	506993.3	0.5090 mg/L	0.5090 mg/L	10:10:16
1	Mo 202.031†	6141.3	5996.5	0.5058 mg/L	0.5058 mg/L	10:10:42
1	Na 330.237†	21919.0	19488.7	23.60 mg/L	23.60 mg/L	10:10:22
1	Ni 231.604†	27465.5	27259.3	0.5054 mg/L	0.5054 mg/L	10:10:22
1	Pb 220.353†	4533.8	4569.5	0.5047 mg/L	0.5047 mg/L	10:10:42
1	Sb 206.836†	2121.6	1975.9	0.4901 mg/L	0.4901 mg/L	10:10:42
1	Se 196.026†	685.0	682.4	1.010 mg/L	1.010 mg/L	10:10:42
1	Sn 189.927†	1605.7	1516.8	0.5084 mg/L	0.5084 mg/L	10:10:42
1	Ti 337.279†	348593.6	343988.8	0.5105 mg/L	0.5105 mg/L	10:10:16
1	Tl 190.801†	623.5	638.7	0.4954 mg/L	0.4954 mg/L	10:10:42
1	V 292.402†	118993.4	115973.9	0.4982 mg/L	0.4982 mg/L	10:10:22
1	Zn 213.857†	45852.0	44048.7	0.5147 mg/L	0.5147 mg/L	10:10:22
2	Y 360.073	2320007.6	2320007.6			10:10:49
2	Ag 328.068†	80061.2	79423.8	0.2531 mg/L	0.2531 mg/L	10:10:54
2	Al 237.313†	21652.4	21486.2	2.461 mg/L	2.461 mg/L	10:10:54
2	As 188.979†	360.6	362.8	0.5048 mg/L	0.5048 mg/L	10:11:14
2	B 182.528†	561.5	590.0	0.5135 mg/L	0.5135 mg/L	10:11:14
2	Ba 233.527†	93049.7	92009.5	0.4953 mg/L	0.4953 mg/L	10:10:54
2	Be 313.107†	286491.2	280642.5	0.0519 mg/L	0.0519 mg/L	10:10:49
2	Ca 315.886†	749583.1	735389.3	5.118 mg/L	5.118 mg/L	10:10:49
2	Cd 228.802†	23523.2	22562.6	0.2538 mg/L	0.2538 mg/L	10:10:54
2	Co 228.616†	36751.6	36534.1	0.5008 mg/L	0.5008 mg/L	10:10:54
2	Cr 267.716†	74782.6	72238.9	0.5074 mg/L	0.5074 mg/L	10:10:54
2	Cu 324.752†	137956.2	132747.5	0.5038 mg/L	0.5038 mg/L	10:10:54
2	Fe 238.204†	361427.4	354958.3	2.594 mg/L	2.594 mg/L	10:10:54
2	Fe 234.349†	106338.9	103871.7	2.570 mg/L	2.570 mg/L	10:10:54
2	Mg 279.077†	97057.9	96887.0	4.974 mg/L	4.974 mg/L	10:10:54
2	Mn 257.610†	514258.2	506369.5	0.5084 mg/L	0.5084 mg/L	10:10:49
2	Mo 202.031†	6172.1	6023.1	0.5081 mg/L	0.5081 mg/L	10:11:14
2	Na 330.237†	22163.1	19716.1	23.87 mg/L	23.87 mg/L	10:10:54
2	Ni 231.604†	27698.5	27472.3	0.5094 mg/L	0.5094 mg/L	10:10:54
2	Pb 220.353†	4574.4	4606.7	0.5088 mg/L	0.5088 mg/L	10:11:14
2	Sb 206.836†	2128.0	1980.8	0.4913 mg/L	0.4913 mg/L	10:11:14
2	Se 196.026†	681.1	678.1	1.004 mg/L	1.004 mg/L	10:11:14
2	Sn 189.927†	1608.9	1518.9	0.5092 mg/L	0.5092 mg/L	10:11:14
2	Ti 337.279†	348084.0	343265.6	0.5094 mg/L	0.5094 mg/L	10:10:49
2	Tl 190.801†	625.9	640.7	0.4969 mg/L	0.4969 mg/L	10:11:14
2	V 292.402†	120099.5	116992.0	0.5026 mg/L	0.5026 mg/L	10:10:54
2	Zn 213.857†	46179.2	44343.1	0.5181 mg/L	0.5181 mg/L	10:10:54

Mean Data: BG61337-BS1

Analyte	Mean Corrected Intensity	Calib Conc. Units	Std.Dev.	Sample Conc. Units	Std.Dev.	RSD
Y 360.073	2319268.4				1045.43	0.05%
Ag 328.068†	78938.6	0.2515 mg/L	0.00218	0.2515 mg/L	0.00218	0.87%
Al 237.313†	21423.0	2.454 mg/L	0.0102	2.454 mg/L	0.0102	0.42%
As 188.979†	362.6	0.5044 mg/L	0.00045	0.5044 mg/L	0.00045	0.09%
B 182.528†	588.9	0.5126 mg/L	0.00127	0.5126 mg/L	0.00127	0.25%
Ba 233.527†	91724.3	0.4937 mg/L	0.00218	0.4937 mg/L	0.00218	0.44%
Be 313.107†	280741.7	0.0519 mg/L	0.00003	0.0519 mg/L	0.00003	0.05%
Ca 315.886†	735967.1	5.122 mg/L	0.0057	5.122 mg/L	0.0057	0.11%
Cd 228.802†	22442.6	0.2524 mg/L	0.00193	0.2524 mg/L	0.00193	0.76%
Co 228.616†	36408.3	0.4991 mg/L	0.00246	0.4991 mg/L	0.00246	0.49%
Cr 267.716†	71967.3	0.5055 mg/L	0.00271	0.5055 mg/L	0.00271	0.54%
Cu 324.752†	131929.3	0.5007 mg/L	0.00438	0.5007 mg/L	0.00438	0.87%
Fe 238.204†	353594.1	2.584 mg/L	0.0142	2.584 mg/L	0.0142	0.55%
Fe 234.349†	103524.1	2.562 mg/L	0.0122	2.562 mg/L	0.0122	0.48%
Mg 279.077†	96512.8	4.955 mg/L	0.0272	4.955 mg/L	0.0272	0.55%
Mn 257.610†	506681.4	0.5087 mg/L	0.00045	0.5087 mg/L	0.00045	0.09%
Mo 202.031†	6009.8	0.5070 mg/L	0.00159	0.5070 mg/L	0.00159	0.31%
Na 330.237†	19602.4	23.73 mg/L	0.190	23.73 mg/L	0.190	0.80%
Ni 231.604†	27365.8	0.5074 mg/L	0.00280	0.5074 mg/L	0.00280	0.55%
Pb 220.353†	4588.1	0.5068 mg/L	0.00291	0.5068 mg/L	0.00291	0.57%
Sb 206.836†	1978.4	0.4907 mg/L	0.00084	0.4907 mg/L	0.00084	0.17%
Se 196.026†	680.2	1.007 mg/L	0.0045	1.007 mg/L	0.0045	0.45%
Sn 189.927†	1517.8	0.5088 mg/L	0.00051	0.5088 mg/L	0.00051	0.10%
Ti 337.279†	343627.2	0.5099 mg/L	0.00076	0.5099 mg/L	0.00076	0.15%
Tl 190.801†	639.7	0.4962 mg/L	0.00104	0.4962 mg/L	0.00104	0.21%
V 292.402†	116482.9	0.5004 mg/L	0.00310	0.5004 mg/L	0.00310	0.62%
Zn 213.857†	44195.9	0.5164 mg/L	0.00244	0.5164 mg/L	0.00244	0.47%

Matrix Recovery Check: BG61337-BS1

Analyte	Expected Conc.	Measured Conc.	Std. Dev.	Units	Recovery (%)
Ag 328.068	0.2503	0.2515	0.002	mg/L	100.5
Al 237.313	2.503	2.454	0.010	mg/L	98.0
As 188.979	0.4970	0.5044	0.000	mg/L	101.5
B 182.528	0.5046	0.5126	0.001	mg/L	101.6
Ba 233.527	0.4985	0.4937	0.002	mg/L	99.0
Be 313.107	0.0498	0.0519	0.000	mg/L	104.1
Ca 315.886	4.985	5.122	0.006	mg/L	102.7
Cd 228.802	0.2494	0.2524	0.002	mg/L	101.2
Co 228.616	0.4973	0.4991	0.002	mg/L	100.4
Cr 267.716	0.4981	0.5055	0.003	mg/L	101.5
Cu 324.752	0.5053	0.5007	0.004	mg/L	99.1
Fe 238.204	2.518	2.584	0.014	mg/L	102.7
Fe 234.349	2.522	2.562	0.012	mg/L	101.6
Mg 279.077	4.994	4.955	0.027	mg/L	99.2
Mn 257.610	0.4967	0.5087	0.000	mg/L	102.4
Mo 202.031	0.5010	0.5070	0.002	mg/L	101.2
Na 330.237	25.74	23.73	0.190	mg/L	92.0
Ni 231.604	0.4978	0.5074	0.003	mg/L	101.9
Pb 220.353	0.4998	0.5068	0.003	mg/L	101.4
Sb 206.836	0.5005	0.4907	0.001	mg/L	98.0
Se 196.026	1.007	1.007	0.004	mg/L	100.0
Sn 189.927	0.5015	0.5088	0.001	mg/L	101.5
Ti 337.279	0.4989	0.5099	0.001	mg/L	102.2
Tl 190.801	0.5030	0.4962	0.001	mg/L	98.6
V 292.402	0.4990	0.5004	0.003	mg/L	100.3
Zn 213.857	0.5074	0.5164	0.002	mg/L	101.8

Sequence No.: 5
 Sample ID: BG61337-BSD1
 Analyst:
 Initial Sample Wt:
 Dilution:

Autosampler Location: 11
 Date Collected: 7/14/2006 10:12:52 AM
 Data Type: Original
 Initial Sample Vol:
 Sample Prep Vol:

Replicate Data: BG61337-BS1

Repl#	Analyte	Net		Corrected		Calib.		Sample		Analysis Time
		Intensity	Conc. Units	Intensity	Conc. Units	Conc. Units	Conc. Units			
1	Y 360.073	2321751.6		2321751.6						10:14:26
1	Ag 328.068†	80424.1		79722.7		0.2540 mg/L		0.2540 mg/L		10:14:31
1	Al 237.313†	21730.3		21547.1		2.468 mg/L		2.468 mg/L		10:14:31
1	As 188.979†	359.0		361.0		0.5022 mg/L		0.5022 mg/L		10:14:51
1	B 182.528†	566.9		594.9		0.5178 mg/L		0.5178 mg/L		10:14:51
1	Ba 233.527†	93609.3		92493.0		0.4979 mg/L		0.4979 mg/L		10:14:31
1	Be 313.107†	288942.2		282850.1		0.0523 mg/L		0.0523 mg/L		10:14:26
1	Ca 315.886†	755434.3		740610.5		5.154 mg/L		5.154 mg/L		10:14:26
1	Cd 228.802†	23575.2		22596.4		0.2542 mg/L		0.2542 mg/L		10:14:31
1	Co 228.616†	36905.5		36658.8		0.5026 mg/L		0.5026 mg/L		10:14:31
1	Cr 267.716†	75085.5		72482.4		0.5091 mg/L		0.5091 mg/L		10:14:31
1	Cu 324.752†	138252.5		132937.6		0.5045 mg/L		0.5045 mg/L		10:14:31
1	Fe 238.204†	365889.3		359095.8		2.625 mg/L		2.625 mg/L		10:14:26
1	Fe 234.349†	106299.1		103753.4		2.568 mg/L		2.568 mg/L		10:14:31
1	Mg 279.077†	97478.4		97230.2		4.992 mg/L		4.992 mg/L		10:14:31
1	Mn 257.610†	518843.5		510515.3		0.5126 mg/L		0.5126 mg/L		10:14:26
1	Mo 202.031†	6220.4		6066.2		0.5117 mg/L		0.5117 mg/L		10:14:51
1	Na 330.237†	22219.0		19754.9		23.91 mg/L		23.91 mg/L		10:14:31
1	Ni 231.604†	27766.7		27519.1		0.5102 mg/L		0.5102 mg/L		10:14:31
1	Pb 220.353†	4594.6		4623.3		0.5107 mg/L		0.5107 mg/L		10:14:51
1	Sb 206.836†	2136.3		1987.5		0.4929 mg/L		0.4929 mg/L		10:14:51
1	Se 196.026†	692.7		689.1		1.020 mg/L		1.020 mg/L		10:14:51
1	Sn 189.927†	1609.9		1518.7		0.5091 mg/L		0.5091 mg/L		10:14:51
1	Ti 337.279†	343369.9		338352.5		0.5021 mg/L		0.5021 mg/L		10:14:26
1	Tl 190.801†	623.2		637.6		0.4945 mg/L		0.4945 mg/L		10:14:51
1	V 292.402†	120761.0		117556.0		0.5050 mg/L		0.5050 mg/L		10:14:31
1	Zn 213.857†	46185.7		44315.2		0.5178 mg/L		0.5178 mg/L		10:14:31
2	Y 360.073	2324248.8		2324248.8						10:14:58
2	Ag 328.068†	79622.9		78847.1		0.2512 mg/L		0.2512 mg/L		10:15:04
2	Al 237.313†	21612.2		21407.5		2.452 mg/L		2.452 mg/L		10:15:04
2	As 188.979†	362.0		363.5		0.5057 mg/L		0.5057 mg/L		10:15:24
2	B 182.528†	559.8		587.3		0.5112 mg/L		0.5112 mg/L		10:15:24
2	Ba 233.527†	92978.1		91771.1		0.4940 mg/L		0.4940 mg/L		10:15:04
2	Be 313.107†	289247.2		282844.3		0.0523 mg/L		0.0523 mg/L		10:14:58
2	Ca 315.886†	756153.5		740518.4		5.153 mg/L		5.153 mg/L		10:14:58
2	Cd 228.802†	23412.3		22410.8		0.2520 mg/L		0.2520 mg/L		10:15:04
2	Co 228.616†	36680.0		36397.2		0.4990 mg/L		0.4990 mg/L		10:15:04
2	Cr 267.716†	74686.9		72009.7		0.5058 mg/L		0.5058 mg/L		10:15:04
2	Cu 324.752†	136897.6		131454.6		0.4989 mg/L		0.4989 mg/L		10:15:04
2	Fe 238.204†	366196.7		359010.8		2.624 mg/L		2.624 mg/L		10:14:58
2	Fe 234.349†	105710.0		103059.6		2.550 mg/L		2.550 mg/L		10:15:04
2	Mg 279.077†	96799.7		96457.4		4.952 mg/L		4.952 mg/L		10:15:04
2	Mn 257.610†	519163.7		510280.8		0.5123 mg/L		0.5123 mg/L		10:14:58
2	Mo 202.031†	6184.4		6024.1		0.5082 mg/L		0.5082 mg/L		10:15:24
2	Na 330.237†	22028.6		19543.5		23.66 mg/L		23.66 mg/L		10:15:04
2	Ni 231.604†	27704.7		27428.5		0.5085 mg/L		0.5085 mg/L		10:15:04
2	Pb 220.353†	4546.3		4570.8		0.5049 mg/L		0.5049 mg/L		10:15:24
2	Sb 206.836†	2116.1		1965.3		0.4874 mg/L		0.4874 mg/L		10:15:24
2	Se 196.026†	691.5		687.2		1.017 mg/L		1.017 mg/L		10:15:24
2	Sn 189.927†	1608.2		1515.3		0.5079 mg/L		0.5079 mg/L		10:15:24
2	Ti 337.279†	343553.2		338169.0		0.5018 mg/L		0.5018 mg/L		10:14:58
2	Tl 190.801†	641.3		654.7		0.5079 mg/L		0.5079 mg/L		10:15:24
2	V 292.402†	119794.4		116474.5		0.5003 mg/L		0.5003 mg/L		10:15:04
2	Zn 213.857†	45890.3		43974.8		0.5138 mg/L		0.5138 mg/L		10:15:04

Mean Data: BG61337-BS1

Analyte	Mean Corrected		Calib.		Std.Dev.	Sample		Std.Dev.	RSD
	Intensity	Conc. Units	Conc. Units	Conc. Units					
Y 360.073	2323000.2							1765.82	0.08%
Ag 328.068†	79284.9		0.2526 mg/L		0.00197	0.2526 mg/L		0.00197	0.78%
Al 237.313†	21477.3		2.460 mg/L		0.0113	2.460 mg/L		0.0113	0.46%
As 188.979†	362.3		0.5039 mg/L		0.00249	0.5039 mg/L		0.00249	0.49%
B 182.528†	591.1		0.5145 mg/L		0.00469	0.5145 mg/L		0.00469	0.91%
Ba 233.527†	92132.0		0.4959 mg/L		0.00276	0.4959 mg/L		0.00276	0.56%
Be 313.107†	282847.2		0.0523 mg/L		0.00000	0.0523 mg/L		0.00000	0.00%
Ca 315.886†	740564.5		5.154 mg/L		0.0005	5.154 mg/L		0.0005	0.01%

Cd 228.802†	22503.6	0.2531 mg/L	0.00150	0.2531 mg/L	0.00150	0.59%
Co 228.616†	36528.0	0.5008 mg/L	0.00255	0.5008 mg/L	0.00255	0.51%
Cr 267.716†	72246.0	0.5075 mg/L	0.00236	0.5075 mg/L	0.00236	0.46%
Cu 324.752†	132196.1	0.5017 mg/L	0.00397	0.5017 mg/L	0.00397	0.79%
Fe 238.204†	359053.3	2.625 mg/L	0.0004	2.625 mg/L	0.0004	0.02%
Fe 234.349†	103406.5	2.559 mg/L	0.0122	2.559 mg/L	0.0122	0.48%
Mg 279.077†	96843.8	4.972 mg/L	0.0281	4.972 mg/L	0.0281	0.57%
Mn 257.610†	510398.1	0.5125 mg/L	0.00017	0.5125 mg/L	0.00017	0.03%
Mo 202.031†	6045.1	0.5100 mg/L	0.00252	0.5100 mg/L	0.00252	0.49%
Na 330.237†	19649.2	23.79 mg/L	0.177	23.79 mg/L	0.177	0.74%
Ni 231.604†	27473.8	0.5094 mg/L	0.00119	0.5094 mg/L	0.00119	0.23%
Pb 220.353†	4597.0	0.5078 mg/L	0.00411	0.5078 mg/L	0.00411	0.81%
Sb 206.836†	1976.4	0.4902 mg/L	0.00392	0.4902 mg/L	0.00392	0.80%
Se 196.026†	688.1	1.019 mg/L	0.0020	1.019 mg/L	0.0020	0.19%
Sn 189.927†	1517.0	0.5085 mg/L	0.00082	0.5085 mg/L	0.00082	0.16%
Ti 337.279†	338260.8	0.5019 mg/L	0.00019	0.5019 mg/L	0.00019	0.04%
Tl 190.801†	646.2	0.5012 mg/L	0.00947	0.5012 mg/L	0.00947	1.89%
V 292.402†	117015.2	0.5027 mg/L	0.00329	0.5027 mg/L	0.00329	0.65%
Zn 213.857†	44145.0	0.5158 mg/L	0.00283	0.5158 mg/L	0.00283	0.55%

Duplicate Check: BG61337-BSD1

Analyte	Expected Conc.	Measured Conc.	Std. Dev.	Units	Difference (%)
Y 360.073			0.000	mg/L	Not calculated
Ag 328.068	0.2515	0.2526	0.002	mg/L	0.4
Al 237.313	2.454	2.460	0.011	mg/L	0.3
As 188.979	0.5044	0.5039	0.002	mg/L	0.1
B 182.528	0.5126	0.5145	0.005	mg/L	0.4
Ba 233.527	0.4937	0.4959	0.003	mg/L	0.4
Be 313.107	0.0519	0.0523	0.000	mg/L	0.8
Ca 315.886	5.122	5.154	0.000	mg/L	0.6
Cd 228.802	0.2524	0.2531	0.001	mg/L	0.3
Co 228.616	0.4991	0.5008	0.003	mg/L	0.3
Cr 267.716	0.5055	0.5075	0.002	mg/L	0.4
Cu 324.752	0.5007	0.5017	0.004	mg/L	0.2
Fe 238.204	2.584	2.625	0.000	mg/L	1.5
Fe 234.349	2.562	2.559	0.012	mg/L	0.1
Mg 279.077	4.955	4.972	0.028	mg/L	0.3
Mn 257.610	0.5087	0.5125	0.000	mg/L	0.7
Mo 202.031	0.5070	0.5100	0.003	mg/L	0.6
Na 330.237	23.73	23.79	0.177	mg/L	0.2
Ni 231.604	0.5074	0.5094	0.001	mg/L	0.4
Pb 220.353	0.5068	0.5078	0.004	mg/L	0.2
Sb 206.836	0.4907	0.4902	0.004	mg/L	0.1
Se 196.026	1.007	1.019	0.002	mg/L	1.2
Sn 189.927	0.5088	0.5085	0.001	mg/L	0.1
Ti 337.279	0.5099	0.5019	0.000	mg/L	1.6
Tl 190.801	0.4962	0.5012	0.009	mg/L	1.0
V 292.402	0.5004	0.5027	0.003	mg/L	0.5
Zn 213.857	0.5164	0.5158	0.003	mg/L	0.1

Sequence No.: 6
 Sample ID: 0607146-01
 Analyst:
 Initial Sample Wt:
 Dilution:

Autosampler Location: 12
 Date Collected: 7/14/2006 10:17:01 AM
 Data Type: Original
 Initial Sample Vol:
 Sample Prep Vol:

Replicate Data: 0607146-01

Repl#	Analyte	Net Intensity	Corrected Intensity	Calib. Conc. Units	Sample Conc. Units	Analysis Time
1	Y 360.073	2284809.5	2284809.5			10:18:34
1	Ag 328.068†	-55.0	256.1	0.0010 mg/L	0.0010 mg/L	10:18:40
1	Al 237.313†	161.9	252.9	0.0279 mg/L	0.0279 mg/L	10:19:00
1	As 188.979†	-1.6	4.8	0.0040 mg/L	0.0040 mg/L	10:19:00
1	B 182.528†	-48.5	-13.5	-0.0123 mg/L	-0.0123 mg/L	10:19:00
1	Ba 233.527†	2075.4	2144.8	0.0101 mg/L	0.0101 mg/L	10:19:00
1	Be 313.107†	2595.4	150.4	-0.0002 mg/L	-0.0002 mg/L	10:18:34
1	Ca 315.886†	2145808.6	2147735.1	15.00 mg/L	15.00 mg/L	10:18:34

1	Cd	228.802†	776.3	97.1	-0.0001 mg/L	-0.0001 mg/L	10:19:00
1	Co	228.616†	-197.4	19.9	-0.0025 mg/L	-0.0025 mg/L	10:19:00
1	Cr	267.716†	1736.3	84.5	-0.0015 mg/L	-0.0015 mg/L	10:18:40
1	Cu	324.752†	19173.5	15664.1	0.0606 mg/L	0.0606 mg/L	10:18:40
1	Fe	238.204†	9880.7	7727.8	0.0447 mg/L	0.0447 mg/L	10:18:40
1	Fe	234.349†	4114.0	2920.7	0.0592 mg/L	0.0592 mg/L	10:18:40
1	Mg	279.077†	14717.6	15746.5	0.8015 mg/L	0.8015 mg/L	10:18:40
1	Mn	257.610†	5402.4	3625.7	0.0000 mg/L	0.0000 mg/L	10:18:40
1	Mo	202.031†	110.9	35.4	0.0016 mg/L	0.0016 mg/L	10:19:00
1	Na	330.237†	13101.6	10961.5	13.51 mg/L	13.51 mg/L	10:18:40
1	Ni	231.604†	33205.8	33419.8	0.6205 mg/L	0.6205 mg/L	10:18:40
1	Pb	220.353†	-9.1	77.4	0.0073 mg/L	0.0073 mg/L	10:19:00
1	Sb	206.836†	124.5	3.0	0.0001 mg/L	0.0001 mg/L	10:19:00
1	Se	196.026†	-2.2	2.9	0.0044 mg/L	0.0044 mg/L	10:19:00
1	Sn	189.927†	121.3	50.7	0.0129 mg/L	0.0129 mg/L	10:19:00
1	Ti	337.279†	955.7	265.2	-0.0011 mg/L	-0.0011 mg/L	10:18:40
1	Tl	190.801†	-11.7	10.5	0.0060 mg/L	0.0060 mg/L	10:19:00
1	V	292.402†	1799.4	121.1	-0.0005 mg/L	-0.0005 mg/L	10:18:40
1	Zn	213.857†	8202.9	6941.7	0.0757 mg/L	0.0757 mg/L	10:18:40
2	Y	360.073	2310216.9	2310216.9			10:19:06
2	Ag	328.068†	-64.4	247.4	0.0010 mg/L	0.0010 mg/L	10:19:11
2	Al	237.313†	170.1	259.2	0.0286 mg/L	0.0286 mg/L	10:19:31
2	As	188.979†	-2.2	4.3	0.0032 mg/L	0.0032 mg/L	10:19:31
2	B	182.528†	-52.3	-16.7	-0.0151 mg/L	-0.0151 mg/L	10:19:31
2	Ba	233.527†	2067.8	2114.4	0.0099 mg/L	0.0099 mg/L	10:19:31
2	Be	313.107†	2573.0	99.5	-0.0002 mg/L	-0.0002 mg/L	10:19:06
2	Ca	315.886†	2173555.7	2151590.7	15.02 mg/L	15.02 mg/L	10:19:06
2	Cd	228.802†	771.9	84.1	-0.0002 mg/L	-0.0002 mg/L	10:19:31
2	Co	228.616†	-187.3	32.1	-0.0023 mg/L	-0.0023 mg/L	10:19:31
2	Cr	267.716†	1802.6	131.2	-0.0012 mg/L	-0.0012 mg/L	10:19:11
2	Cu	324.752†	19147.3	15426.6	0.0597 mg/L	0.0597 mg/L	10:19:11
2	Fe	238.204†	9921.9	7659.7	0.0442 mg/L	0.0442 mg/L	10:19:11
2	Fe	234.349†	4054.2	2816.0	0.0567 mg/L	0.0567 mg/L	10:19:11
2	Mg	279.077†	14587.9	15455.3	0.7866 mg/L	0.7866 mg/L	10:19:11
2	Mn	257.610†	5335.3	3499.5	-0.0001 mg/L	-0.0001 mg/L	10:19:11
2	Mo	202.031†	109.3	32.5	0.0014 mg/L	0.0014 mg/L	10:19:31
2	Na	330.237†	13091.4	10806.7	13.32 mg/L	13.32 mg/L	10:19:11
2	Ni	231.604†	32896.4	32746.4	0.6080 mg/L	0.6080 mg/L	10:19:11
2	Pb	220.353†	-3.2	83.4	0.0080 mg/L	0.0080 mg/L	10:19:31
2	Sb	206.836†	129.0	6.1	0.0009 mg/L	0.0009 mg/L	10:19:31
2	Se	196.026†	-2.8	2.3	0.0036 mg/L	0.0036 mg/L	10:19:31
2	Sn	189.927†	128.6	56.7	0.0149 mg/L	0.0149 mg/L	10:19:31
2	Ti	337.279†	873.1	172.7	-0.0012 mg/L	-0.0012 mg/L	10:19:11
2	Tl	190.801†	-1.5	20.8	0.0140 mg/L	0.0140 mg/L	10:19:31
2	V	292.402†	1836.6	138.1	-0.0004 mg/L	-0.0004 mg/L	10:19:11
2	Zn	213.857†	8185.6	6834.0	0.0745 mg/L	0.0745 mg/L	10:19:11

Mean Data: 0607146-01

Analyte	Mean Corrected Intensity	Calib Conc. Units	Std.Dev.	Sample Conc. Units	Std.Dev.	RSD
Y 360.073	2297513.2				17965.79	0.78%
Ag 328.068†	251.8	0.0010 mg/L	0.00002	0.0010 mg/L	0.00002	1.95%
Al 237.313†	256.0	0.0283 mg/L	0.00054	0.0283 mg/L	0.00054	1.92%
As 188.979†	4.6	0.0036 mg/L	0.00056	0.0036 mg/L	0.00056	15.74%
B 182.528†	-15.1	-0.0137 mg/L	0.00197	-0.0137 mg/L	0.00197	14.35%
Ba 233.527†	2129.6	0.0100 mg/L	0.00012	0.0100 mg/L	0.00012	1.16%
Be 313.107†	125.0	-0.0002 mg/L	0.00001	-0.0002 mg/L	0.00001	4.29%
Ca 315.886†	2149662.9	15.01 mg/L	0.019	15.01 mg/L	0.019	0.13%
Cd 228.802†	90.6	-0.0002 mg/L	0.00010	-0.0002 mg/L	0.00010	65.38%
Co 228.616†	26.0	-0.0024 mg/L	0.00012	-0.0024 mg/L	0.00012	5.23%
Cr 267.716†	107.9	-0.0013 mg/L	0.00023	-0.0013 mg/L	0.00023	17.58%
Cu 324.752†	15545.3	0.0602 mg/L	0.00064	0.0602 mg/L	0.00064	1.06%
Fe 238.204†	7693.7	0.0445 mg/L	0.00035	0.0445 mg/L	0.00035	0.79%
Fe 234.349†	2868.4	0.0580 mg/L	0.00176	0.0580 mg/L	0.00176	3.03%
Mg 279.077†	15600.9	0.7940 mg/L	0.01059	0.7940 mg/L	0.01059	1.33%
Mn 257.610†	3562.6	-0.0001 mg/L	0.00009	-0.0001 mg/L	0.00009	125.28%
Mo 202.031†	34.0	0.0015 mg/L	0.00017	0.0015 mg/L	0.00017	11.35%
Na 330.237†	10884.1	13.42 mg/L	0.129	13.42 mg/L	0.129	0.97%
Ni 231.604†	33083.1	0.6143 mg/L	0.00887	0.6143 mg/L	0.00887	1.44%
Pb 220.353†	80.4	0.0077 mg/L	0.00046	0.0077 mg/L	0.00046	5.98%

Sb 206.836†	4.5	0.0005 mg/L	0.00056	0.0005 mg/L	0.00056	110.64%
Se 196.026†	2.6	0.0040 mg/L	0.00061	0.0040 mg/L	0.00061	15.32%
Sn 189.927†	53.7	0.0139 mg/L	0.00142	0.0139 mg/L	0.00142	10.19%
Ti 337.279†	219.0	-0.0011 mg/L	0.00010	-0.0011 mg/L	0.00010	8.66%
Tl 190.801†	15.6	0.0100 mg/L	0.00566	0.0100 mg/L	0.00566	56.89%
V 292.402†	129.6	-0.0005 mg/L	0.00005	-0.0005 mg/L	0.00005	11.64%
Zn 213.857†	6887.9	0.0751 mg/L	0.00084	0.0751 mg/L	0.00084	1.12%

Sequence No.: 7

Sample ID: BG61337-DUP2

Analyst:

Initial Sample Wt:

Dilution:

Autosampler Location: 13

Date Collected: 7/14/2006 10:21:10 AM

Data Type: Original

Initial Sample Vol:

Sample Prep Vol:

Replicate Data: BG61337-DUP2

Repl#	Analyte	Net Intensity	Corrected Intensity	Conc.	Calib. Units	Sample Conc.	Sample Units	Analysis Time
1	Y 360.073	2321720.7	2321720.7					10:22:43
1	Ag 328.068†	-61.4	250.7	0.0010	mg/L	0.0010	mg/L	10:22:49
1	Al 237.313†	179.4	267.5	0.0295	mg/L	0.0295	mg/L	10:23:09
1	As 188.979†	-0.7	5.8	0.0053	mg/L	0.0053	mg/L	10:23:09
1	B 182.528†	-52.0	-16.2	-0.0147	mg/L	-0.0147	mg/L	10:23:09
1	Ba 233.527†	1924.8	1963.0	0.0091	mg/L	0.0091	mg/L	10:23:09
1	Be 313.107†	2609.0	122.4	-0.0002	mg/L	-0.0002	mg/L	10:22:43
1	Ca 315.886†	2076412.0	2044981.7	14.28	mg/L	14.28	mg/L	10:22:43
1	Cd 228.802†	769.3	77.7	-0.0003	mg/L	-0.0003	mg/L	10:23:09
1	Co 228.616†	-194.7	25.7	-0.0024	mg/L	-0.0024	mg/L	10:23:09
1	Cr 267.716†	1739.2	59.7	-0.0017	mg/L	-0.0017	mg/L	10:22:49
1	Cu 324.752†	18644.8	14836.3	0.0575	mg/L	0.0575	mg/L	10:22:49
1	Fe 238.204†	11679.0	9345.9	0.0566	mg/L	0.0566	mg/L	10:22:49
1	Fe 234.349†	4568.7	3304.0	0.0691	mg/L	0.0691	mg/L	10:22:49
1	Mg 279.077†	14077.4	14879.5	0.7569	mg/L	0.7569	mg/L	10:22:49
1	Mn 257.610†	5445.2	3581.8	-0.0001	mg/L	-0.0001	mg/L	10:22:49
1	Mo 202.031†	99.7	22.5	0.0005	mg/L	0.0005	mg/L	10:23:09
1	Na 330.237†	12574.6	10232.1	12.64	mg/L	12.64	mg/L	10:22:49
1	Ni 231.604†	31872.6	31573.7	0.5861	mg/L	0.5861	mg/L	10:22:49
1	Pb 220.353†	-39.5	47.6	0.0040	mg/L	0.0040	mg/L	10:23:09
1	Sb 206.836†	128.1	4.6	0.0005	mg/L	0.0005	mg/L	10:23:09
1	Se 196.026†	-7.2	-2.0	-0.0028	mg/L	-0.0028	mg/L	10:23:09
1	Sn 189.927†	131.6	59.0	0.0157	mg/L	0.0157	mg/L	10:23:09
1	Ti 337.279†	894.0	189.1	-0.0012	mg/L	-0.0012	mg/L	10:22:49
1	Tl 190.801†	-16.2	6.2	0.0026	mg/L	0.0026	mg/L	10:23:09
1	V 292.402†	1802.5	95.4	-0.0006	mg/L	-0.0006	mg/L	10:22:49
1	Zn 213.857†	9761.6	8349.9	0.0925	mg/L	0.0925	mg/L	10:22:49
2	Y 360.073	2327901.2	2327901.2					10:23:15
2	Ag 328.068†	-22.5	289.2	0.0011	mg/L	0.0011	mg/L	10:23:20
2	Al 237.313†	173.9	261.6	0.0289	mg/L	0.0289	mg/L	10:23:40
2	As 188.979†	-3.9	2.6	0.0009	mg/L	0.0009	mg/L	10:23:40
2	B 182.528†	-47.8	-11.9	-0.0109	mg/L	-0.0109	mg/L	10:23:40
2	Ba 233.527†	1906.6	1940.0	0.0090	mg/L	0.0090	mg/L	10:23:40
2	Be 313.107†	2568.2	75.4	-0.0002	mg/L	-0.0002	mg/L	10:23:15
2	Ca 315.886†	2080198.4	2043267.1	14.26	mg/L	14.26	mg/L	10:23:15
2	Cd 228.802†	768.0	74.5	-0.0003	mg/L	-0.0003	mg/L	10:23:40
2	Co 228.616†	-177.5	43.2	-0.0021	mg/L	-0.0021	mg/L	10:23:40
2	Cr 267.716†	1695.2	11.9	-0.0020	mg/L	-0.0020	mg/L	10:23:20
2	Cu 324.752†	18694.3	14836.1	0.0575	mg/L	0.0575	mg/L	10:23:20
2	Fe 238.204†	11679.3	9315.5	0.0564	mg/L	0.0564	mg/L	10:23:20
2	Fe 234.349†	4541.1	3264.9	0.0681	mg/L	0.0681	mg/L	10:23:20
2	Mg 279.077†	14106.8	14871.6	0.7565	mg/L	0.7565	mg/L	10:23:20
2	Mn 257.610†	5428.3	3550.9	-0.0001	mg/L	-0.0001	mg/L	10:23:20
2	Mo 202.031†	87.7	10.5	-0.0005	mg/L	-0.0005	mg/L	10:23:40
2	Na 330.237†	12705.9	10328.4	12.76	mg/L	12.76	mg/L	10:23:20
2	Ni 231.604†	31902.7	31519.8	0.5851	mg/L	0.5851	mg/L	10:23:20
2	Pb 220.353†	-36.1	51.0	0.0044	mg/L	0.0044	mg/L	10:23:40
2	Sb 206.836†	127.3	3.5	0.0002	mg/L	0.0002	mg/L	10:23:40
2	Se 196.026†	-2.9	2.2	0.0034	mg/L	0.0034	mg/L	10:23:40
2	Sn 189.927†	127.0	54.1	0.0140	mg/L	0.0140	mg/L	10:23:40
2	Ti 337.279†	902.5	195.1	-0.0012	mg/L	-0.0012	mg/L	10:23:20
2	Tl 190.801†	-12.2	10.2	0.0057	mg/L	0.0057	mg/L	10:23:40

2	V 292.402†	1870.8	158.0	-0.0003 mg/L	-0.0003 mg/L	10:23:20
2	Zn 213.857†	9754.3	8317.1	0.0922 mg/L	0.0922 mg/L	10:23:20

 Mean Data: BG61337-DUP2

Analyte	Mean Corrected		Calib		Sample		Std.Dev.	RSD
	Intensity	Conc.	Units	Std.Dev.	Conc.	Units		
Y 360.073	2324811.0						4370.27	0.19%
Ag 328.068†	269.9	0.0011	mg/L	0.00009	0.0011	mg/L	0.00009	8.20%
Al 237.313†	264.6	0.0292	mg/L	0.00047	0.0292	mg/L	0.00047	1.62%
As 188.979†	4.2	0.0031	mg/L	0.00313	0.0031	mg/L	0.00313	100.36%
B 182.528†	-14.1	-0.0128	mg/L	0.00267	-0.0128	mg/L	0.00267	20.83%
Ba 233.527†	1951.5	0.0091	mg/L	0.00009	0.0091	mg/L	0.00009	0.97%
Be 313.107†	98.9	-0.0002	mg/L	0.00001	-0.0002	mg/L	0.00001	3.87%
Ca 315.886†	2044124.4	14.27	mg/L	0.008	14.27	mg/L	0.008	0.06%
Cd 228.802†	76.1	-0.0003	mg/L	0.00002	-0.0003	mg/L	0.00002	5.43%
Co 228.616†	34.4	-0.0022	mg/L	0.00017	-0.0022	mg/L	0.00017	7.64%
Cr 267.716†	35.8	-0.0018	mg/L	0.00024	-0.0018	mg/L	0.00024	13.02%
Cu 324.752†	14836.2	0.0575	mg/L	0.00000	0.0575	mg/L	0.00000	0.00%
Fe 238.204†	9330.7	0.0565	mg/L	0.00016	0.0565	mg/L	0.00016	0.28%
Fe 234.349†	3284.4	0.0686	mg/L	0.00068	0.0686	mg/L	0.00068	0.99%
Mg 279.077†	14875.6	0.7567	mg/L	0.00029	0.7567	mg/L	0.00029	0.04%
Mn 257.610†	3566.4	-0.0001	mg/L	0.00002	-0.0001	mg/L	0.00002	32.59%
Mo 202.031†	16.5	0.0000	mg/L	0.00072	0.0000	mg/L	0.00072	>999.9%
Na 330.237†	10280.3	12.70	mg/L	0.081	12.70	mg/L	0.081	0.63%
Ni 231.604†	31546.7	0.5856	mg/L	0.00071	0.5856	mg/L	0.00071	0.12%
Pb 220.353†	49.3	0.0042	mg/L	0.00026	0.0042	mg/L	0.00026	6.27%
Sb 206.836†	4.0	0.0004	mg/L	0.00019	0.0004	mg/L	0.00019	50.28%
Se 196.026†	0.1	0.0003	mg/L	0.00442	0.0003	mg/L	0.00442	>999.9%
Sn 189.927†	56.5	0.0149	mg/L	0.00118	0.0149	mg/L	0.00118	7.91%
Ti 337.279†	192.1	-0.0012	mg/L	0.00001	-0.0012	mg/L	0.00001	0.54%
Tl 190.801†	8.2	0.0042	mg/L	0.00218	0.0042	mg/L	0.00218	52.29%
V 292.402†	126.7	-0.0005	mg/L	0.00019	-0.0005	mg/L	0.00019	39.45%
Zn 213.857†	8333.5	0.0923	mg/L	0.00027	0.0923	mg/L	0.00027	0.29%

 Duplicate Check: BG61337-DUP2

Analyte	Expected Conc.	Measured Conc.	Std. Dev.	Units	Difference (%)
Y 360.073			0.000	mg/L	Not calculated
Ag 328.068	0.0010	0.0011	0.000	mg/L	5.6
Al 237.313	0.0283	0.0292	0.000	mg/L	3.3
As 188.979	0.0036	0.0031	0.003	mg/L	13.6
B 182.528	-0.0137	-0.0128	0.003	mg/L	-6.9
Ba 233.527	0.0100	0.0091	0.000	mg/L	10.1
Be 313.107	-0.0002	-0.0002	0.000	mg/L	-3.1
Ca 315.886	15.01	14.27	0.008	mg/L	5.0
Cd 228.802	-0.0002	-0.0003	0.000	mg/L	-67.5
Co 228.616	-0.0024	-0.0022	0.000	mg/L	-5.7
Cr 267.716	-0.0013	-0.0018	0.000	mg/L	-32.2
Cu 324.752	0.0602	0.0575	0.000	mg/L	4.6
Fe 238.204	0.0445	0.0565	0.000	mg/L	23.8
Fe 234.349	0.0580	0.0686	0.001	mg/L	16.8
Mg 279.077	0.7940	0.7567	0.000	mg/L	4.8
Mn 257.610	-0.0001	-0.0001	0.000	mg/L	-5.9
Mo 202.031	0.0015	0.0000	0.001	mg/L	190.0
Na 330.237	13.42	12.70	0.081	mg/L	5.5
Ni 231.604	0.6143	0.5856	0.001	mg/L	4.8
Pb 220.353	0.0077	0.0042	0.000	mg/L	58.0
Sb 206.836	0.0005	0.0004	0.000	mg/L	26.6
Se 196.026	0.0040	0.0003	0.004	mg/L	173.8
Sn 189.927	0.0139	0.0149	0.001	mg/L	6.7
Ti 337.279	-0.0011	-0.0012	0.000	mg/L	-3.5
Tl 190.801	0.0100	0.0042	0.002	mg/L	81.8
V 292.402	-0.0005	-0.0005	0.000	mg/L	-3.5
Zn 213.857	0.0751	0.0923	0.000	mg/L	20.6

Sequence No.: 8
 Sample ID: BG61337-MS2
 Analyst:

Autosampler Location: 14
 Date Collected: 7/14/2006 10:25:19 AM
 Data Type: Original

Initial Sample Wt:
Dilution:

Initial Sample Vol:
Sample Prep Vol:

Replicate Data: BG61337-MS2

Repl#	Analyte	Net		Calib.		Sample		Analysis Time
		Intensity	Corrected Intensity	Conc. Units	Units	Conc. Units	Units	
1	Y 360.073	2320781.8	2320781.8					10:26:55
1	Ag 328.068†	78309.8	77667.3	0.2475 mg/L		0.2475 mg/L		10:27:00
1	Al 237.313†	21403.1	21232.8	2.431 mg/L		2.431 mg/L		10:27:00
1	As 188.979†	357.7	359.8	0.5005 mg/L		0.5005 mg/L		10:27:20
1	B 182.528†	523.2	552.0	0.4804 mg/L		0.4804 mg/L		10:27:20
1	Ba 233.527†	92748.7	91681.5	0.4935 mg/L		0.4935 mg/L		10:27:00
1	Be 313.107†	282631.7	276735.7	0.0511 mg/L		0.0511 mg/L		10:26:55
1	Ca 315.886†	2819642.9	2779990.1	19.42 mg/L		19.42 mg/L		10:26:55
1	Cd 228.802†	22895.9	21935.2	0.2465 mg/L		0.2465 mg/L		10:27:00
1	Co 228.616†	35843.2	35624.6	0.4880 mg/L		0.4880 mg/L		10:27:00
1	Cr 267.716†	72876.0	70330.8	0.4940 mg/L		0.4940 mg/L		10:27:00
1	Cu 324.752†	148289.2	142909.1	0.5422 mg/L		0.5422 mg/L		10:27:00
1	Fe 238.204†	357828.5	351284.1	2.567 mg/L		2.567 mg/L		10:26:55
1	Fe 234.349†	104665.1	102183.2	2.523 mg/L		2.523 mg/L		10:27:00
1	Mg 279.077†	109485.3	109131.1	5.605 mg/L		5.605 mg/L		10:27:00
1	Mn 257.610†	505948.5	497991.4	0.4999 mg/L		0.4999 mg/L		10:26:55
1	Mo 202.031†	6005.8	5856.8	0.4940 mg/L		0.4940 mg/L		10:27:20
1	Na 330.237†	33531.7	30939.0	37.15 mg/L		37.15 mg/L		10:27:00
1	Ni 231.604†	58907.2	58291.8	1.084 mg/L		1.084 mg/L		10:27:00
1	Pb 220.353†	4431.2	4463.8	0.4932 mg/L		0.4932 mg/L		10:27:20
1	Sb 206.836†	2086.7	1939.4	0.4810 mg/L		0.4810 mg/L		10:27:20
1	Se 196.026†	655.1	652.2	0.9656 mg/L		0.9656 mg/L		10:27:20
1	Sn 189.927†	1642.3	1551.3	0.5200 mg/L		0.5200 mg/L		10:27:20
1	Ti 337.279†	337071.6	332272.6	0.4930 mg/L		0.4930 mg/L		10:26:55
1	Tl 190.801†	608.8	623.6	0.4837 mg/L		0.4837 mg/L		10:27:20
1	V 292.402†	117755.5	114636.9	0.4924 mg/L		0.4924 mg/L		10:27:00
1	Zn 213.857†	50323.1	48421.3	0.5624 mg/L		0.5624 mg/L		10:27:00
2	Y 360.073	2325592.9	2325592.9					10:27:27
2	Ag 328.068†	78098.2	77298.7	0.2463 mg/L		0.2463 mg/L		10:27:33
2	Al 237.313†	21205.2	20994.0	2.404 mg/L		2.404 mg/L		10:27:33
2	As 188.979†	357.3	358.7	0.4989 mg/L		0.4989 mg/L		10:27:53
2	B 182.528†	529.0	556.7	0.4845 mg/L		0.4845 mg/L		10:27:53
2	Ba 233.527†	92384.9	91133.3	0.4905 mg/L		0.4905 mg/L		10:27:33
2	Be 313.107†	283280.5	276797.6	0.0512 mg/L		0.0512 mg/L		10:27:27
2	Ca 315.886†	2824439.8	2778956.6	19.41 mg/L		19.41 mg/L		10:27:27
2	Cd 228.802†	22842.9	21836.1	0.2454 mg/L		0.2454 mg/L		10:27:33
2	Co 228.616†	35736.0	35445.8	0.4856 mg/L		0.4856 mg/L		10:27:33
2	Cr 267.716†	72713.3	70021.5	0.4918 mg/L		0.4918 mg/L		10:27:33
2	Cu 324.752†	147170.4	141503.1	0.5369 mg/L		0.5369 mg/L		10:27:33
2	Fe 238.204†	358336.8	351054.0	2.566 mg/L		2.566 mg/L		10:27:27
2	Fe 234.349†	104306.1	101615.4	2.509 mg/L		2.509 mg/L		10:27:33
2	Mg 279.077†	109220.7	108646.5	5.580 mg/L		5.580 mg/L		10:27:33
2	Mn 257.610†	506815.0	497811.7	0.4997 mg/L		0.4997 mg/L		10:27:27
2	Mo 202.031†	6020.7	5859.2	0.4942 mg/L		0.4942 mg/L		10:27:53
2	Na 330.237†	33388.5	30729.3	36.90 mg/L		36.90 mg/L		10:27:33
2	Ni 231.604†	58746.0	58012.5	1.078 mg/L		1.078 mg/L		10:27:33
2	Pb 220.353†	4427.4	4450.9	0.4918 mg/L		0.4918 mg/L		10:27:53
2	Sb 206.836†	2095.8	1944.1	0.4822 mg/L		0.4822 mg/L		10:27:53
2	Se 196.026†	658.8	654.6	0.9691 mg/L		0.9691 mg/L		10:27:53
2	Sn 189.927†	1640.4	1546.1	0.5183 mg/L		0.5183 mg/L		10:27:53
2	Ti 337.279†	338900.6	333386.7	0.4947 mg/L		0.4947 mg/L		10:27:27
2	Tl 190.801†	606.8	620.3	0.4812 mg/L		0.4812 mg/L		10:27:53
2	V 292.402†	117253.2	113901.1	0.4892 mg/L		0.4892 mg/L		10:27:33
2	Zn 213.857†	50188.1	48185.4	0.5597 mg/L		0.5597 mg/L		10:27:33

Mean Data: BG61337-MS2

Analyte	Mean Corrected		Std.Dev.	Sample		Std.Dev.	RSD
	Intensity	Conc. Units		Conc. Units	Units		
Y 360.073	2323187.4					3402.02	0.15%
Ag 328.068†	77483.0	0.2469 mg/L	0.00083	0.2469 mg/L		0.00083	0.34%
Al 237.313†	21113.4	2.418 mg/L	0.0194	2.418 mg/L		0.0194	0.80%
As 188.979†	359.3	0.4997 mg/L	0.00107	0.4997 mg/L		0.00107	0.21%
B 182.528†	554.3	0.4825 mg/L	0.00289	0.4825 mg/L		0.00289	0.60%

Ba 233.527†	91407.4	0.4920 mg/L	0.00209	0.4920 mg/L	0.00209	0.43%
Be 313.107†	276766.6	0.0511 mg/L	0.00001	0.0511 mg/L	0.00001	0.02%
Ca 315.886†	2779473.4	19.41 mg/L	0.005	19.41 mg/L	0.005	0.03%
Cd 228.802†	21885.7	0.2459 mg/L	0.00079	0.2459 mg/L	0.00079	0.32%
Co 228.616†	35535.2	0.4868 mg/L	0.00175	0.4868 mg/L	0.00175	0.36%
Cr 267.716†	70176.1	0.4929 mg/L	0.00154	0.4929 mg/L	0.00154	0.31%
Cu 324.752†	142206.1	0.5396 mg/L	0.00376	0.5396 mg/L	0.00376	0.70%
Fe 238.204†	351169.1	2.567 mg/L	0.0012	2.567 mg/L	0.0012	0.05%
Fe 234.349†	101899.3	2.516 mg/L	0.0099	2.516 mg/L	0.0099	0.40%
Mg 279.077†	108888.8	5.592 mg/L	0.0176	5.592 mg/L	0.0176	0.31%
Mn 257.610†	497901.6	0.4998 mg/L	0.00013	0.4998 mg/L	0.00013	0.03%
Mo 202.031†	5858.0	0.4941 mg/L	0.00014	0.4941 mg/L	0.00014	0.03%
Na 330.237†	30834.2	37.02 mg/L	0.175	37.02 mg/L	0.175	0.47%
Ni 231.604†	58152.1	1.081 mg/L	0.0037	1.081 mg/L	0.0037	0.34%
Pb 220.353†	4457.4	0.4925 mg/L	0.00100	0.4925 mg/L	0.00100	0.20%
Sb 206.836†	1941.7	0.4816 mg/L	0.00085	0.4816 mg/L	0.00085	0.18%
Se 196.026†	653.4	0.9674 mg/L	0.00250	0.9674 mg/L	0.00250	0.26%
Sn 189.927†	1548.7	0.5192 mg/L	0.00123	0.5192 mg/L	0.00123	0.24%
Ti 337.279†	332829.7	0.4939 mg/L	0.00117	0.4939 mg/L	0.00117	0.24%
Tl 190.801†	622.0	0.4824 mg/L	0.00178	0.4824 mg/L	0.00178	0.37%
V 292.402†	114269.0	0.4908 mg/L	0.00224	0.4908 mg/L	0.00224	0.46%
Zn 213.857†	48303.3	0.5610 mg/L	0.00194	0.5610 mg/L	0.00194	0.35%

Matrix Recovery Check: BG61337-MS2

Analyte	Expected Conc.	Measured Conc.	Std. Dev.	Units	Recovery (%)
Ag 328.068	0.2510	0.2469	0.001	mg/L	98.4
Al 237.313	2.528	2.418	0.019	mg/L	95.6
As 188.979	0.5036	0.4997	0.001	mg/L	99.2
B 182.528	0.4863	0.4825	0.003	mg/L	99.2
Ba 233.527	0.5100	0.4920	0.002	mg/L	96.4
Be 313.107	0.0498	0.0511	0.000	mg/L	102.6
Ca 315.886	20.01	19.41	0.005	mg/L	88.1
Cd 228.802	0.2498	0.2459	0.001	mg/L	98.4
Co 228.616	0.4976	0.4868	0.002	mg/L	97.8
Cr 267.716	0.4987	0.4929	0.002	mg/L	98.8
Cu 324.752	0.5602	0.5396	0.004	mg/L	95.9
Fe 238.204	2.544	2.567	0.001	mg/L	100.9
Fe 234.349	2.558	2.516	0.010	mg/L	98.3
Mg 279.077	5.794	5.592	0.018	mg/L	96.0
Mn 257.610	0.4999	0.4998	0.000	mg/L	100.0
Mo 202.031	0.5015	0.4941	0.000	mg/L	98.5
Na 330.237	38.42	37.02	0.175	mg/L	94.4
Ni 231.604	1.114	1.081	0.004	mg/L	93.4
Pb 220.353	0.5077	0.4925	0.001	mg/L	97.0
Sb 206.836	0.5005	0.4816	0.001	mg/L	96.2
Se 196.026	1.004	0.9674	0.002	mg/L	96.3
Sn 189.927	0.5139	0.5192	0.001	mg/L	101.1
Ti 337.279	0.4989	0.4939	0.001	mg/L	99.0
Tl 190.801	0.5100	0.4824	0.002	mg/L	94.5
V 292.402	0.4995	0.4908	0.002	mg/L	98.3
Zn 213.857	0.5751	0.5610	0.002	mg/L	97.2

Sequence No.: 9

Autosampler Location: 15

Sample ID: BG61337-SD2

Date Collected: 7/14/2006 10:29:32 AM

Analyst:

Data Type: Original

Initial Sample Wt:

Initial Sample Vol:

Dilution:

Sample Prep Vol:

Replicate Data: BG61337-SD2

Repl#	Analyte	Net Intensity	Corrected Intensity	Calib. Conc.	Units	Sample Conc.	Units	Analysis Time
1	Y 360.073	2296439.9	2296439.9					10:31:06
1	Ag 328.068†	-270.2	41.5	0.0003	mg/L	0.0003	mg/L	10:31:11
1	Al 237.313†	14.2	104.6	0.0117	mg/L	0.0117	mg/L	10:31:32
1	As 188.979†	-3.1	3.4	0.0020	mg/L	0.0020	mg/L	10:31:32
1	B 182.528†	-30.0	5.3	0.0040	mg/L	0.0040	mg/L	10:31:32
1	Ba 233.527†	362.6	424.4	0.0008	mg/L	0.0008	mg/L	10:31:32

1	Be	313.107†	2625.4	167.1	-0.0001 mg/L	-0.0001 mg/L	10:31:06
1	Ca	315.886†	440956.4	434891.6	3.015 mg/L	3.015 mg/L	10:31:06
1	Cd	228.802†	702.3	19.3	-0.0008 mg/L	-0.0008 mg/L	10:31:32
1	Co	228.616†	-231.9	-13.5	-0.0027 mg/L	-0.0027 mg/L	10:31:32
1	Cr	267.716†	1697.0	36.5	-0.0018 mg/L	-0.0018 mg/L	10:31:11
1	Cu	324.752†	6706.6	3121.1	0.0131 mg/L	0.0131 mg/L	10:31:11
1	Fe	238.204†	4141.7	1948.4	0.0023 mg/L	0.0023 mg/L	10:31:11
1	Fe	234.349†	1941.4	730.9	0.0094 mg/L	0.0094 mg/L	10:31:32
1	Mg	279.077†	2204.7	3180.2	0.1549 mg/L	0.1549 mg/L	10:31:11
1	Mn	257.610†	2592.1	792.7	-0.0029 mg/L	-0.0029 mg/L	10:31:11
1	Mo	202.031†	98.3	22.3	0.0005 mg/L	0.0005 mg/L	10:31:32
1	Na	330.237†	4235.1	2043.5	2.956 mg/L	2.956 mg/L	10:31:11
1	Ni	231.604†	6586.6	6677.4	0.1223 mg/L	0.1223 mg/L	10:31:11
1	Pb	220.353†	-76.1	10.5	-0.0002 mg/L	-0.0002 mg/L	10:31:32
1	Sb	206.836†	131.9	9.8	0.0018 mg/L	0.0018 mg/L	10:31:32
1	Se	196.026†	-1.2	3.9	0.0058 mg/L	0.0058 mg/L	10:31:32
1	Sn	189.927†	80.5	9.4	-0.0010 mg/L	-0.0010 mg/L	10:31:32
1	Ti	337.279†	769.6	74.6	-0.0013 mg/L	-0.0013 mg/L	10:31:11
1	Tl	190.801†	-6.0	16.2	0.0104 mg/L	0.0104 mg/L	10:31:32
1	V	292.402†	1752.2	64.8	-0.0007 mg/L	-0.0007 mg/L	10:31:11
1	Zn	213.857†	2861.8	1568.0	0.0156 mg/L	0.0156 mg/L	10:31:32
2	Y	360.073	2296755.8	2296755.8			10:31:38
2	Ag	328.068†	-279.5	32.3	0.0003 mg/L	0.0003 mg/L	10:31:43
2	Al	237.313†	9.9	100.2	0.0112 mg/L	0.0112 mg/L	10:32:03
2	As	188.979†	-3.4	3.1	0.0015 mg/L	0.0015 mg/L	10:32:03
2	B	182.528†	-30.7	4.6	0.0034 mg/L	0.0034 mg/L	10:32:03
2	Ba	233.527†	350.7	412.4	0.0008 mg/L	0.0008 mg/L	10:32:03
2	Be	313.107†	2569.1	110.6	-0.0002 mg/L	-0.0002 mg/L	10:31:38
2	Ca	315.886†	442028.9	435901.6	3.022 mg/L	3.022 mg/L	10:31:38
2	Cd	228.802†	713.9	30.7	-0.0007 mg/L	-0.0007 mg/L	10:32:03
2	Co	228.616†	-224.0	-5.6	-0.0026 mg/L	-0.0026 mg/L	10:32:03
2	Cr	267.716†	1605.9	-54.6	-0.0025 mg/L	-0.0025 mg/L	10:31:43
2	Cu	324.752†	6680.0	3093.7	0.0130 mg/L	0.0130 mg/L	10:31:43
2	Fe	238.204†	4106.8	1913.0	0.0021 mg/L	0.0021 mg/L	10:31:43
2	Fe	234.349†	1894.0	683.3	0.0082 mg/L	0.0082 mg/L	10:32:03
2	Mg	279.077†	2211.3	3186.4	0.1552 mg/L	0.1552 mg/L	10:31:43
2	Mn	257.610†	2618.6	818.9	-0.0028 mg/L	-0.0028 mg/L	10:31:43
2	Mo	202.031†	90.8	14.7	-0.0001 mg/L	-0.0001 mg/L	10:32:03
2	Na	330.237†	4287.8	2095.6	3.017 mg/L	3.017 mg/L	10:31:43
2	Ni	231.604†	6579.6	6669.5	0.1221 mg/L	0.1221 mg/L	10:31:43
2	Pb	220.353†	-56.4	30.2	0.0019 mg/L	0.0019 mg/L	10:32:03
2	Sb	206.836†	124.8	2.7	0.0001 mg/L	0.0001 mg/L	10:32:03
2	Se	196.026†	-1.1	4.0	0.0060 mg/L	0.0060 mg/L	10:32:03
2	Sn	189.927†	78.8	7.7	-0.0016 mg/L	-0.0016 mg/L	10:32:03
2	Ti	337.279†	686.8	-8.1	-0.0015 mg/L	-0.0015 mg/L	10:31:43
2	Tl	190.801†	-16.3	6.0	0.0024 mg/L	0.0024 mg/L	10:32:03
2	V	292.402†	1807.0	119.2	-0.0005 mg/L	-0.0005 mg/L	10:31:43
2	Zn	213.857†	2853.4	1559.2	0.0155 mg/L	0.0155 mg/L	10:32:03

Mean Data: BG61337-SD2

Analyte	Mean Corrected Intensity	Calib Conc. Units	Std.Dev.	Sample Conc. Units	Std.Dev.	RSD
Y 360.073	2296597.8				223.35	0.01%
Ag 328.068†	36.9	0.0003 mg/L	0.00002	0.0003 mg/L	0.00002	6.51%
Al 237.313†	102.4	0.0114 mg/L	0.00035	0.0114 mg/L	0.00035	3.03%
As 188.979†	3.3	0.0018 mg/L	0.00035	0.0018 mg/L	0.00035	19.69%
B 182.528†	4.9	0.0037 mg/L	0.00042	0.0037 mg/L	0.00042	11.38%
Ba 233.527†	418.4	0.0008 mg/L	0.00005	0.0008 mg/L	0.00005	5.82%
Be 313.107†	138.8	-0.0002 mg/L	0.00001	-0.0002 mg/L	0.00001	4.88%
Ca 315.886†	435396.6	3.019 mg/L	0.0050	3.019 mg/L	0.0050	0.17%
Cd 228.802†	25.0	-0.0008 mg/L	0.00009	-0.0008 mg/L	0.00009	12.20%
Co 228.616†	-9.5	-0.0026 mg/L	0.00008	-0.0026 mg/L	0.00008	2.95%
Cr 267.716†	-9.1	-0.0022 mg/L	0.00045	-0.0022 mg/L	0.00045	21.14%
Cu 324.752†	3107.4	0.0131 mg/L	0.00007	0.0131 mg/L	0.00007	0.56%
Fe 238.204†	1930.7	0.0022 mg/L	0.00018	0.0022 mg/L	0.00018	8.40%
Fe 234.349†	707.1	0.0088 mg/L	0.00084	0.0088 mg/L	0.00084	9.46%
Mg 279.077†	3183.3	0.1550 mg/L	0.00023	0.1550 mg/L	0.00023	0.15%
Mn 257.610†	805.8	-0.0029 mg/L	0.00002	-0.0029 mg/L	0.00002	0.65%
Mo 202.031†	18.5	0.0002 mg/L	0.00045	0.0002 mg/L	0.00045	223.76%
Na 330.237†	2069.6	2.987 mg/L	0.0435	2.987 mg/L	0.0435	1.46%

Ni 231.604†	6673.4	0.1222 mg/L	0.00010	0.1222 mg/L	0.00010	0.08%
Pb 220.353†	20.4	0.0009 mg/L	0.00153	0.0009 mg/L	0.00153	179.95%
Sb 206.836†	6.3	0.0009 mg/L	0.00126	0.0009 mg/L	0.00126	132.62%
Se 196.026†	3.9	0.0059 mg/L	0.00012	0.0059 mg/L	0.00012	2.08%
Sn 189.927†	8.5	-0.0013 mg/L	0.00041	-0.0013 mg/L	0.00041	30.89%
Ti 337.279†	33.2	-0.0014 mg/L	0.00009	-0.0014 mg/L	0.00009	6.21%
Tl 190.801†	11.1	0.0064 mg/L	0.00565	0.0064 mg/L	0.00565	88.12%
V 292.402†	92.0	-0.0006 mg/L	0.00016	-0.0006 mg/L	0.00016	25.78%
Zn 213.857†	1563.6	0.0155 mg/L	0.00007	0.0155 mg/L	0.00007	0.47%

Dilution Check: BG61337-SD2

Analyte	Expected Conc.	Measured Conc.	Std. Dev.	Units	Difference (%)
Y 360.073			0.000	mg/L	Not calculated
Ag 328.068	0.0002	0.0003	0.000	mg/L	58.4
Al 237.313	0.0057	0.0114	0.000	mg/L	102.3
As 188.979	0.0007	0.0018	0.000	mg/L	148.2
B 182.528	-0.0027	0.0037	0.000	mg/L	-235.2
Ba 233.527	0.0020	0.0008	0.000	mg/L	60.8
Be 313.107	0.0000	-0.0002	0.000	mg/L	-392.4
Ca 315.886	3.002	3.019	0.005	mg/L	0.6
Cd 228.802	0.0000	-0.0008	0.000	mg/L	-2381.0
Co 228.616	-0.0005	-0.0026	0.000	mg/L	-454.7
Cr 267.716	-0.0003	-0.0022	0.000	mg/L	-712.2
Cu 324.752	0.0120	0.0131	0.000	mg/L	8.8
Fe 238.204	0.0089	0.0022	0.000	mg/L	75.5
Fe 234.349	0.0116	0.0088	0.001	mg/L	23.8
Mg 279.077	0.1588	0.1550	0.000	mg/L	2.4
Mn 257.610	0.0000	-0.0029	0.000	mg/L	-19752.5
Mo 202.031	0.0003	0.0002	0.000	mg/L	33.3
Na 330.237	2.683	2.987	0.044	mg/L	11.3
Ni 231.604	0.1222	0.1222	0.000	mg/L	0.5
Pb 220.353	0.0015	0.0009	0.002	mg/L	44.5
Sb 206.836	0.0001	0.0009	0.001	mg/L	843.8
Se 196.026	0.0008	0.0059	0.000	mg/L	643.8
Sn 189.927	0.0028	-0.0013	0.000	mg/L	148.1
Ti 337.279	-0.0002	-0.0014	0.000	mg/L	-522.9
Tl 190.801	0.0020	0.0064	0.006	mg/L	222.2
V 292.402	-0.0001	-0.0006	0.000	mg/L	-581.5
Zn 213.857	0.0150	0.0155	0.000	mg/L	3.5

Sequence No.: 10
 Sample ID: BG61337-PDS2
 Analyst:
 Initial Sample Wt:
 Dilution:

Autosampler Location: 16
 Date Collected: 7/14/2006 10:33:42 AM
 Data Type: Original
 Initial Sample Vol:
 Sample Prep Vol:

Replicate Data: BG61337-PDS2

Repl#	Analyte	Net Intensity	Corrected Intensity	Calib. Conc. Units	Sample Conc. Units	Analysis Time
1	Y 360.073	2317480.4	2317480.4			10:35:18
1	Ag 328.068†	78050.7	77521.2	0.2470 mg/L	0.2470 mg/L	10:35:24
1	Al 237.313†	21313.6	21174.4	2.425 mg/L	2.425 mg/L	10:35:24
1	As 188.979†	351.2	353.9	0.4922 mg/L	0.4922 mg/L	10:35:44
1	B 182.528†	523.2	552.8	0.4811 mg/L	0.4811 mg/L	10:35:44
1	Ba 233.527†	92759.1	91822.3	0.4943 mg/L	0.4943 mg/L	10:35:24
1	Be 313.107†	282317.4	276822.4	0.0512 mg/L	0.0512 mg/L	10:35:18
1	Ca 315.886†	2883853.7	2847477.0	19.89 mg/L	19.89 mg/L	10:35:18
1	Cd 228.802†	22852.1	21924.1	0.2464 mg/L	0.2464 mg/L	10:35:24
1	Co 228.616†	35785.8	35618.3	0.4879 mg/L	0.4879 mg/L	10:35:24
1	Cr 267.716†	72850.4	70408.1	0.4945 mg/L	0.4945 mg/L	10:35:24
1	Cu 324.752†	147929.0	142761.5	0.5417 mg/L	0.5417 mg/L	10:35:24
1	Fe 238.204†	358184.8	352140.2	2.574 mg/L	2.574 mg/L	10:35:18
1	Fe 234.349†	104667.1	102332.4	2.527 mg/L	2.527 mg/L	10:35:24
1	Mg 279.077†	109960.7	109755.3	5.637 mg/L	5.637 mg/L	10:35:24
1	Mn 257.610†	506279.7	499031.1	0.5010 mg/L	0.5010 mg/L	10:35:18
1	Mo 202.031†	6029.6	5888.7	0.4967 mg/L	0.4967 mg/L	10:35:44
1	Na 330.237†	33799.3	31250.9	37.52 mg/L	37.52 mg/L	10:35:24

1	Ni 231.604†	59774.1	59232.2	1.101 mg/L	1.101 mg/L	10:35:24
1	Pb 220.353†	4484.7	4522.9	0.4998 mg/L	0.4998 mg/L	10:35:44
1	Sb 206.836†	2086.0	1941.6	0.4816 mg/L	0.4816 mg/L	10:35:44
1	Se 196.026†	656.6	654.6	0.9692 mg/L	0.9692 mg/L	10:35:44
1	Sn 189.927†	1655.2	1566.4	0.5251 mg/L	0.5251 mg/L	10:35:44
1	Ti 337.279†	337418.8	333090.4	0.4942 mg/L	0.4942 mg/L	10:35:18
1	Tl 190.801†	612.8	628.4	0.4874 mg/L	0.4874 mg/L	10:35:44
1	V 292.402†	117707.3	114754.9	0.4929 mg/L	0.4929 mg/L	10:35:24
1	Zn 213.857†	50226.9	48397.0	0.5620 mg/L	0.5620 mg/L	10:35:24
2	Y 360.073	2289475.4	2289475.4			10:35:51
2	Ag 328.068†	78523.8	78939.4	0.2515 mg/L	0.2515 mg/L	10:35:57
2	Al 237.313†	21447.9	21566.8	2.470 mg/L	2.470 mg/L	10:35:57
2	As 188.979†	365.1	372.1	0.5176 mg/L	0.5176 mg/L	10:36:17
2	B 182.528†	531.6	567.5	0.4939 mg/L	0.4939 mg/L	10:36:17
2	Ba 233.527†	93136.0	93322.1	0.5023 mg/L	0.5023 mg/L	10:35:57
2	Be 313.107†	279989.4	277907.5	0.0514 mg/L	0.0514 mg/L	10:35:51
2	Ca 315.886†	2862068.4	2860558.2	19.98 mg/L	19.98 mg/L	10:35:51
2	Cd 228.802†	22976.6	22325.2	0.2509 mg/L	0.2509 mg/L	10:35:57
2	Co 228.616†	35995.3	36261.1	0.4968 mg/L	0.4968 mg/L	10:35:57
2	Cr 267.716†	73248.9	71688.6	0.5035 mg/L	0.5035 mg/L	10:35:57
2	Cu 324.752†	148819.3	145442.9	0.5518 mg/L	0.5518 mg/L	10:35:57
2	Fe 238.204†	355015.5	353300.8	2.582 mg/L	2.582 mg/L	10:35:51
2	Fe 234.349†	105053.9	103986.2	2.568 mg/L	2.568 mg/L	10:35:57
2	Mg 279.077†	110344.0	111469.8	5.725 mg/L	5.725 mg/L	10:35:57
2	Mn 257.610†	501559.9	500431.1	0.5024 mg/L	0.5024 mg/L	10:35:51
2	Mo 202.031†	6072.1	6004.2	0.5065 mg/L	0.5065 mg/L	10:36:17
2	Na 330.237†	34051.7	31912.6	38.30 mg/L	38.30 mg/L	10:35:57
2	Ni 231.604†	59959.6	60141.2	1.118 mg/L	1.118 mg/L	10:35:57
2	Pb 220.353†	4504.8	4597.3	0.5080 mg/L	0.5080 mg/L	10:36:17
2	Sb 206.836†	2096.9	1977.8	0.4906 mg/L	0.4906 mg/L	10:36:17
2	Se 196.026†	664.5	670.5	0.9927 mg/L	0.9927 mg/L	10:36:17
2	Sn 189.927†	1664.7	1595.9	0.5351 mg/L	0.5351 mg/L	10:36:17
2	Ti 337.279†	334485.3	334235.9	0.4959 mg/L	0.4959 mg/L	10:35:51
2	Tl 190.801†	611.9	635.0	0.4924 mg/L	0.4924 mg/L	10:36:17
2	V 292.402†	118202.2	116674.8	0.5012 mg/L	0.5012 mg/L	10:35:57
2	Zn 213.857†	50497.5	49275.7	0.5723 mg/L	0.5723 mg/L	10:35:57

Mean Data: BG61337-PDS2

Analyte	Mean Corrected Intensity	Calib Conc. Units	Std.Dev.	Sample Conc. Units	Std.Dev.	RSD
Y 360.073	2303477.9				19802.53	0.86%
Ag 328.068†	78230.3	0.2493 mg/L	0.00319	0.2493 mg/L	0.00319	1.28%
Al 237.313†	21370.6	2.447 mg/L	0.0318	2.447 mg/L	0.0318	1.30%
As 188.979†	363.0	0.5049 mg/L	0.01791	0.5049 mg/L	0.01791	3.55%
B 182.528†	560.1	0.4875 mg/L	0.00905	0.4875 mg/L	0.00905	1.86%
Ba 233.527†	92572.2	0.4983 mg/L	0.00573	0.4983 mg/L	0.00573	1.15%
Be 313.107†	277364.9	0.0513 mg/L	0.00014	0.0513 mg/L	0.00014	0.28%
Ca 315.886†	2854017.6	19.94 mg/L	0.065	19.94 mg/L	0.065	0.32%
Cd 228.802†	22124.7	0.2486 mg/L	0.00317	0.2486 mg/L	0.00317	1.27%
Co 228.616†	35939.7	0.4924 mg/L	0.00627	0.4924 mg/L	0.00627	1.27%
Cr 267.716†	71048.3	0.4990 mg/L	0.00639	0.4990 mg/L	0.00639	1.28%
Cu 324.752†	144102.2	0.5468 mg/L	0.00717	0.5468 mg/L	0.00717	1.31%
Fe 238.204†	352720.5	2.578 mg/L	0.0060	2.578 mg/L	0.0060	0.23%
Fe 234.349†	103159.3	2.547 mg/L	0.0290	2.547 mg/L	0.0290	1.14%
Mg 279.077†	110612.6	5.681 mg/L	0.0623	5.681 mg/L	0.0623	1.10%
Mn 257.610†	499731.1	0.5017 mg/L	0.00100	0.5017 mg/L	0.00100	0.20%
Mo 202.031†	5946.5	0.5016 mg/L	0.00691	0.5016 mg/L	0.00691	1.38%
Na 330.237†	31581.8	37.91 mg/L	0.554	37.91 mg/L	0.554	1.46%
Ni 231.604†	59686.7	1.110 mg/L	0.0120	1.110 mg/L	0.0120	1.08%
Pb 220.353†	4560.1	0.5039 mg/L	0.00583	0.5039 mg/L	0.00583	1.16%
Sb 206.836†	1959.7	0.4861 mg/L	0.00635	0.4861 mg/L	0.00635	1.31%
Se 196.026†	662.5	0.9810 mg/L	0.01663	0.9810 mg/L	0.01663	1.70%
Sn 189.927†	1581.2	0.5301 mg/L	0.00704	0.5301 mg/L	0.00704	1.33%
Ti 337.279†	333663.1	0.4951 mg/L	0.00121	0.4951 mg/L	0.00121	0.24%
Tl 190.801†	631.7	0.4899 mg/L	0.00355	0.4899 mg/L	0.00355	0.72%
V 292.402†	115714.9	0.4970 mg/L	0.00585	0.4970 mg/L	0.00585	1.18%
Zn 213.857†	48836.3	0.5671 mg/L	0.00725	0.5671 mg/L	0.00725	1.28%

Matrix Recovery Check: BG61337-PDS2

Analyte	Expected Conc.	Measured Conc.	Std. Dev.	Units	Recovery (%)
Ag 328.068	0.2510	0.2493	0.003	mg/L	99.3
Al 237.313	2.528	2.447	0.032	mg/L	96.8
As 188.979	0.5036	0.5049	0.018	mg/L	100.3
B 182.528	0.4863	0.4875	0.009	mg/L	100.2
Ba 233.527	0.5100	0.4983	0.006	mg/L	97.7
Be 313.107	0.0498	0.0513	0.000	mg/L	102.8
Ca 315.886	20.01	19.94	0.065	mg/L	98.5
Cd 228.802	0.2498	0.2486	0.003	mg/L	99.5
Co 228.616	0.4976	0.4924	0.006	mg/L	98.9
Cr 267.716	0.4987	0.4990	0.006	mg/L	100.1
Cu 324.752	0.5602	0.5468	0.007	mg/L	97.3
Fe 238.204	2.544	2.578	0.006	mg/L	101.3
Fe 234.349	2.558	2.547	0.029	mg/L	99.6
Mg 279.077	5.794	5.681	0.062	mg/L	97.7
Mn 257.610	0.4999	0.5017	0.001	mg/L	100.3
Mo 202.031	0.5015	0.5016	0.007	mg/L	100.0
Na 330.237	38.42	37.91	0.554	mg/L	98.0
Ni 231.604	1.114	1.110	0.012	mg/L	99.1
Pb 220.353	0.5077	0.5039	0.006	mg/L	99.2
Sb 206.836	0.5005	0.4861	0.006	mg/L	97.1
Se 196.026	1.004	0.9810	0.017	mg/L	97.7
Sn 189.927	0.5139	0.5301	0.007	mg/L	103.2
Ti 337.279	0.4989	0.4951	0.001	mg/L	99.2
Tl 190.801	0.5100	0.4899	0.004	mg/L	96.0
V 292.402	0.4995	0.4970	0.006	mg/L	99.5
Zn 213.857	0.5751	0.5671	0.007	mg/L	98.4

Sequence No.: 11
 Sample ID: 0607151-01
 Analyst:
 Initial Sample Wt:
 Dilution:

Autosampler Location: 17
 Date Collected: 7/14/2006 10:37:56 AM
 Data Type: Original
 Initial Sample Vol:
 Sample Prep Vol:

Replicate Data: 0607151-01

Repl#	Analyte	Net Intensity	Corrected Intensity	Calib. Conc.	Units	Sample Conc.	Units	Analysis Time
1	Y 360.073	2355262.1	2355262.1					10:39:28
1	Ag 328.068†	2159.2	2413.0	0.0079	mg/L	0.0079	mg/L	10:39:33
1	Al 237.313†	841.1	909.1	0.1034	mg/L	0.1034	mg/L	10:39:54
1	As 188.979†	-2.9	3.7	0.0024	mg/L	0.0024	mg/L	10:39:54
1	B 182.528†	343.9	369.9	0.3218	mg/L	0.3218	mg/L	10:39:54
1	Ba 233.527†	1028.5	1063.5	0.0043	mg/L	0.0043	mg/L	10:39:54
1	Be 313.107†	2512.7	-8.1	-0.0002	mg/L	-0.0002	mg/L	10:39:28
1	Ca 315.886†	987236.9	955624.8	6.657	mg/L	6.657	mg/L	10:39:28
1	Cd 228.802†	687.0	-13.1	-0.0012	mg/L	-0.0012	mg/L	10:39:54
1	Co 228.616†	-215.0	8.7	-0.0023	mg/L	-0.0023	mg/L	10:39:54
1	Cr 267.716†	2712.1	982.2	0.0048	mg/L	0.0048	mg/L	10:39:33
1	Cu 324.752†	15069.8	11094.3	0.0433	mg/L	0.0433	mg/L	10:39:33
1	Fe 238.204†	9071.5	6643.6	0.0368	mg/L	0.0368	mg/L	10:39:33
1	Fe 234.349†	3449.7	2150.6	0.0459	mg/L	0.0459	mg/L	10:39:33
1	Mg 279.077†	24399.5	24728.7	1.264	mg/L	1.264	mg/L	10:39:33
1	Mn 257.610†	6933.8	4954.2	0.0013	mg/L	0.0013	mg/L	10:39:33
1	Mo 202.031†	173.4	92.9	0.0065	mg/L	0.0065	mg/L	10:39:54
1	Na 330.237†	373857.5	361713.4	428.7	mg/L	428.7	mg/L	10:39:28
1	Ni 231.604†	1.4	103.4	-0.0002	mg/L	-0.0002	mg/L	10:39:54
1	Pb 220.353†	25.9	111.7	0.0109	mg/L	0.0109	mg/L	10:39:54
1	Sb 206.836†	121.5	-3.7	-0.0016	mg/L	-0.0016	mg/L	10:39:54
1	Se 196.026†	-1.1	4.0	0.0060	mg/L	0.0060	mg/L	10:39:54
1	Sn 189.927†	97.1	23.5	0.0037	mg/L	0.0037	mg/L	10:39:54
1	Ti 337.279†	1024.0	303.0	-0.0010	mg/L	-0.0010	mg/L	10:39:33
1	Tl 190.801†	-7.7	14.8	0.0093	mg/L	0.0093	mg/L	10:39:54
1	V 292.402†	1766.5	35.1	-0.0008	mg/L	-0.0008	mg/L	10:39:33
1	Zn 213.857†	4469.4	3061.5	0.0340	mg/L	0.0340	mg/L	10:39:54
2	Y 360.073	2353443.4	2353443.4					10:40:00
2	Ag 328.068†	2044.9	2303.2	0.0075	mg/L	0.0075	mg/L	10:40:05
2	Al 237.313†	852.9	921.2	0.1049	mg/L	0.1049	mg/L	10:40:25
2	As 188.979†	-1.0	5.5	0.0049	mg/L	0.0049	mg/L	10:40:25

Mo 202.031†	74.6	0.0055 mg/L	0.00053	0.0055 mg/L	0.00053	9.61%
Na 330.237†	43330.7	51.78 mg/L	0.025	51.78 mg/L	0.025	0.05%
Ni 231.604†	1710.3	0.0297 mg/L	0.00016	0.0297 mg/L	0.00016	0.55%
Pb 220.353†	4022.3	0.4422 mg/L	0.00296	0.4422 mg/L	0.00296	0.67%
Sb 206.836†	5.4	0.0003 mg/L	0.00045	0.0003 mg/L	0.00045	138.56%
Se 196.026†	1.2	0.0019 mg/L	0.00707	0.0019 mg/L	0.00707	374.89%
Sn 189.927†	101.7	0.0302 mg/L	0.00021	0.0302 mg/L	0.00021	0.68%
Ti 337.279†	23277.7	0.0332 mg/L	0.00019	0.0332 mg/L	0.00019	0.57%
Tl 190.801†	9.5	0.0058 mg/L	0.00026	0.0058 mg/L	0.00026	4.46%
V 292.402†	600.4	0.0018 mg/L	0.00012	0.0018 mg/L	0.00012	6.88%
Zn 213.857†	92574.1	1.090 mg/L	0.0016	1.090 mg/L	0.0016	0.15%

Sequence No.: 13
 Sample ID: CCV
 Analyst:
 Initial Sample Wt:
 Dilution:

Autosampler Location: 3
 Date Collected: 7/14/2006 10:46:09 AM
 Data Type: Original
 Initial Sample Vol:
 Sample Prep Vol:

Replicate Data: CCV

Repl#	Analyte	Net Intensity	Corrected Intensity	Calib. Conc. Units	Sample Conc. Units	Analysis Time
1	Y 360.073	2421386.8	2421386.8			10:47:43
1	Ag 328.068†	80651.2	76670.1	0.2443 mg/L	0.2443 mg/L	10:47:49
1	Al 237.313†	22364.0	21264.2	2.436 mg/L	2.436 mg/L	10:47:49
1	As 188.979†	371.6	358.4	0.4985 mg/L	0.4985 mg/L	10:48:09
1	B 182.528†	578.1	582.5	0.5070 mg/L	0.5070 mg/L	10:48:09
1	Ba 233.527†	96339.0	91274.1	0.4913 mg/L	0.4913 mg/L	10:47:49
1	Be 313.107†	288322.2	270523.3	0.0500 mg/L	0.0500 mg/L	10:47:43
1	Ca 315.886†	766606.7	720495.2	5.013 mg/L	5.013 mg/L	10:47:43
1	Cd 228.802†	23581.2	21644.3	0.2433 mg/L	0.2433 mg/L	10:47:49
1	Co 228.616†	37779.5	35986.8	0.4933 mg/L	0.4933 mg/L	10:47:49
1	Cr 267.716†	76067.0	70361.0	0.4942 mg/L	0.4942 mg/L	10:47:49
1	Cu 324.752†	138171.7	127243.9	0.4830 mg/L	0.4830 mg/L	10:47:49
1	Fe 238.204†	366383.8	344697.9	2.519 mg/L	2.519 mg/L	10:47:43
1	Fe 234.349†	105991.6	99143.3	2.453 mg/L	2.453 mg/L	10:47:49
1	Mg 279.077†	100580.9	96207.0	4.940 mg/L	4.940 mg/L	10:47:49
1	Mn 257.610†	530135.4	500125.7	0.5021 mg/L	0.5021 mg/L	10:47:43
1	Mo 202.031†	6290.0	5879.3	0.4959 mg/L	0.4959 mg/L	10:48:09
1	Na 330.237†	22619.6	19231.4	23.30 mg/L	23.30 mg/L	10:47:49
1	Ni 231.604†	28107.7	26713.7	0.4952 mg/L	0.4952 mg/L	10:47:49
1	Pb 220.353†	4685.0	4522.2	0.4995 mg/L	0.4995 mg/L	10:48:09
1	Sb 206.836†	2187.4	1949.1	0.4835 mg/L	0.4835 mg/L	10:48:09
1	Se 196.026†	693.0	661.2	0.9790 mg/L	0.9790 mg/L	10:48:09
1	Sn 189.927†	1644.4	1485.9	0.4980 mg/L	0.4980 mg/L	10:48:09
1	Ti 337.279†	357819.0	338081.6	0.5017 mg/L	0.5017 mg/L	10:47:43
1	Tl 190.801†	629.2	617.9	0.4792 mg/L	0.4792 mg/L	10:48:09
1	V 292.402†	123576.2	115314.8	0.4953 mg/L	0.4953 mg/L	10:47:49
1	Zn 213.857†	45507.5	41796.6	0.4882 mg/L	0.4882 mg/L	10:47:49
2	Y 360.073	2418662.3	2418662.3			10:48:16
2	Ag 328.068†	81755.9	77803.2	0.2479 mg/L	0.2479 mg/L	10:48:21
2	Al 237.313†	22568.8	21482.1	2.461 mg/L	2.461 mg/L	10:48:21
2	As 188.979†	376.8	363.6	0.5058 mg/L	0.5058 mg/L	10:48:41
2	B 182.528†	577.0	582.0	0.5066 mg/L	0.5066 mg/L	10:48:41
2	Ba 233.527†	97511.6	92488.2	0.4978 mg/L	0.4978 mg/L	10:48:21
2	Be 313.107†	288341.7	270849.3	0.0500 mg/L	0.0500 mg/L	10:48:16
2	Ca 315.886†	766455.6	721169.5	5.018 mg/L	5.018 mg/L	10:48:16
2	Cd 228.802†	23847.5	21921.9	0.2465 mg/L	0.2465 mg/L	10:48:21
2	Co 228.616†	38317.3	36536.9	0.5009 mg/L	0.5009 mg/L	10:48:21
2	Cr 267.716†	76826.4	71161.9	0.4998 mg/L	0.4998 mg/L	10:48:21
2	Cu 324.752†	140248.9	129360.1	0.4910 mg/L	0.4910 mg/L	10:48:21
2	Fe 238.204†	366586.3	345280.6	2.523 mg/L	2.523 mg/L	10:48:16
2	Fe 234.349†	107132.3	100337.6	2.483 mg/L	2.483 mg/L	10:48:21
2	Mg 279.077†	101562.0	97244.2	4.993 mg/L	4.993 mg/L	10:48:21
2	Mn 257.610†	529964.2	500528.9	0.5025 mg/L	0.5025 mg/L	10:48:16
2	Mo 202.031†	6282.8	5879.2	0.4959 mg/L	0.4959 mg/L	10:48:41
2	Na 330.237†	22913.8	19534.4	23.65 mg/L	23.65 mg/L	10:48:21
2	Ni 231.604†	28478.4	27095.1	0.5023 mg/L	0.5023 mg/L	10:48:21
2	Pb 220.353†	4659.8	4503.3	0.4974 mg/L	0.4974 mg/L	10:48:41
2	Sb 206.836†	2176.3	1940.9	0.4813 mg/L	0.4813 mg/L	10:48:41

2	Se 196.026†	687.9	657.1	0.9730 mg/L	0.9730 mg/L	10:48:41
2	Sn 189.927†	1629.3	1473.4	0.4938 mg/L	0.4938 mg/L	10:48:41
2	Ti 337.279†	356897.9	337590.1	0.5009 mg/L	0.5009 mg/L	10:48:16
2	Tl 190.801†	636.1	625.1	0.4847 mg/L	0.4847 mg/L	10:48:41
2	V 292.402†	125007.4	116803.2	0.5017 mg/L	0.5017 mg/L	10:48:21
2	Zn 213.857†	45982.9	42295.8	0.4940 mg/L	0.4940 mg/L	10:48:21

Mean Data: CCV

Analyte	Mean Corrected Intensity	Calib Conc. Units	Std.Dev.	Sample Conc. Units	Std.Dev.	RSD
Y 360.073	2420024.6				1926.47	0.08%
Ag 328.068†	77236.6	0.2461 mg/L	0.00255	0.2461 mg/L	0.00255	1.04%
QC value within limits for Ag		328.068	Recovery = 98.44%			
Al 237.313†	21373.1	2.449 mg/L	0.0177	2.449 mg/L	0.0177	0.72%
QC value within limits for Al		237.313	Recovery = 97.95%			
As 188.979†	361.0	0.5021 mg/L	0.00518	0.5021 mg/L	0.00518	1.03%
QC value within limits for As		188.979	Recovery = 100.43%			
B 182.528†	582.3	0.5068 mg/L	0.00027	0.5068 mg/L	0.00027	0.05%
QC value within limits for B		182.528	Recovery = 101.36%			
Ba 233.527†	91881.2	0.4946 mg/L	0.00463	0.4946 mg/L	0.00463	0.94%
QC value within limits for Ba		233.527	Recovery = 98.91%			
Be 313.107†	270686.3	0.0500 mg/L	0.00004	0.0500 mg/L	0.00004	0.09%
QC value within limits for Be		313.107	Recovery = 100.04%			
Ca 315.886†	720832.3	5.016 mg/L	0.0033	5.016 mg/L	0.0033	0.07%
QC value within limits for Ca		315.886	Recovery = 100.31%			
Cd 228.802†	21783.1	0.2449 mg/L	0.00221	0.2449 mg/L	0.00221	0.90%
QC value within limits for Cd		228.802	Recovery = 97.96%			
Co 228.616†	36261.8	0.4971 mg/L	0.00537	0.4971 mg/L	0.00537	1.08%
QC value within limits for Co		228.616	Recovery = 99.42%			
Cr 267.716†	70761.4	0.4970 mg/L	0.00400	0.4970 mg/L	0.00400	0.80%
QC value within limits for Cr		267.716	Recovery = 99.40%			
Cu 324.752†	128302.0	0.4870 mg/L	0.00566	0.4870 mg/L	0.00566	1.16%
QC value within limits for Cu		324.752	Recovery = 97.40%			
Fe 238.204†	344989.3	2.521 mg/L	0.0030	2.521 mg/L	0.0030	0.12%
QC value within limits for Fe		238.204	Recovery = 100.85%			
Fe 234.349†	99740.5	2.468 mg/L	0.0210	2.468 mg/L	0.0210	0.85%
QC value within limits for Fe		234.349	Recovery = 98.71%			
Mg 279.077†	96725.6	4.966 mg/L	0.0377	4.966 mg/L	0.0377	0.76%
QC value within limits for Mg		279.077	Recovery = 99.32%			
Mn 257.610†	500327.3	0.5023 mg/L	0.00029	0.5023 mg/L	0.00029	0.06%
QC value within limits for Mn		257.610	Recovery = 100.46%			
Mo 202.031†	5879.3	0.4959 mg/L	0.00000	0.4959 mg/L	0.00000	0.00%
QC value within limits for Mo		202.031	Recovery = 99.19%			
Na 330.237†	19382.9	23.48 mg/L	0.253	23.48 mg/L	0.253	1.08%
QC value within limits for Na		330.237	Recovery = 93.90%			
Ni 231.604†	26904.4	0.4988 mg/L	0.00502	0.4988 mg/L	0.00502	1.01%
QC value within limits for Ni		231.604	Recovery = 99.76%			
Pb 220.353†	4512.7	0.4984 mg/L	0.00147	0.4984 mg/L	0.00147	0.30%
QC value within limits for Pb		220.353	Recovery = 99.68%			
Sb 206.836†	1945.0	0.4824 mg/L	0.00151	0.4824 mg/L	0.00151	0.31%
QC value within limits for Sb		206.836	Recovery = 96.48%			
Se 196.026†	659.2	0.9760 mg/L	0.00427	0.9760 mg/L	0.00427	0.44%
QC value within limits for Se		196.026	Recovery = 97.60%			
Sn 189.927†	1479.7	0.4959 mg/L	0.00299	0.4959 mg/L	0.00299	0.60%
QC value within limits for Sn		189.927	Recovery = 99.18%			
Ti 337.279†	337835.8	0.5013 mg/L	0.00052	0.5013 mg/L	0.00052	0.10%
QC value within limits for Ti		337.279	Recovery = 100.26%			
Tl 190.801†	621.5	0.4819 mg/L	0.00391	0.4819 mg/L	0.00391	0.81%
QC value within limits for Tl		190.801	Recovery = 96.39%			
V 292.402†	116059.0	0.4985 mg/L	0.00453	0.4985 mg/L	0.00453	0.91%
QC value within limits for V		292.402	Recovery = 99.70%			
Zn 213.857†	42046.2	0.4911 mg/L	0.00413	0.4911 mg/L	0.00413	0.84%
QC value within limits for Zn		213.857	Recovery = 98.22%			

All analyte(s) passed QC.

Sequence No.: 14
 Sample ID: ICCB
 Analyst:
 Initial Sample Wt:

Autosampler Location: 1
 Date Collected: 7/14/2006 10:50:19 AM
 Data Type: Original
 Initial Sample Vol:

Dilution:

Sample Prep Vol:

Replicate Data: ICCB

Repl#	Analyte	Net Intensity	Corrected Intensity	Calib. Conc. Units	Sample Conc. Units	Analysis Time
1	Y 360.073	2373636.6	2373636.6			10:51:51
1	Ag 328.068†	-269.1	51.4	0.0004 mg/L	0.0004 mg/L	10:51:56
1	Al 237.313†	-85.1	8.2	0.0008 mg/L	0.0008 mg/L	10:52:16
1	As 188.979†	-3.2	3.5	0.0020 mg/L	0.0020 mg/L	10:52:16
1	B 182.528†	-20.9	15.0	0.0125 mg/L	0.0125 mg/L	10:52:16
1	Ba 233.527†	-72.2	-7.3	-0.0015 mg/L	-0.0015 mg/L	10:52:16
1	Be 313.107†	2582.6	40.6	-0.0002 mg/L	-0.0002 mg/L	10:51:51
1	Ca 315.886†	5520.5	20.5	-0.0261 mg/L	-0.0261 mg/L	10:51:56
1	Cd 228.802†	681.6	-23.5	-0.0013 mg/L	-0.0013 mg/L	10:52:16
1	Co 228.616†	-215.5	9.9	-0.0023 mg/L	-0.0023 mg/L	10:52:16
1	Cr 267.716†	1685.1	-30.1	-0.0023 mg/L	-0.0023 mg/L	10:51:56
1	Cu 324.752†	3614.8	-82.8	0.0010 mg/L	0.0010 mg/L	10:51:56
1	Fe 238.204†	2081.8	-175.5	-0.0133 mg/L	-0.0133 mg/L	10:52:16
1	Fe 234.349†	1170.7	-76.5	-0.0095 mg/L	-0.0095 mg/L	10:52:16
1	Mg 279.077†	-908.4	101.8	-0.0035 mg/L	-0.0035 mg/L	10:51:56
1	Mn 257.610†	1609.2	-240.7	-0.0039 mg/L	-0.0039 mg/L	10:51:56
1	Mo 202.031†	112.6	32.9	0.0014 mg/L	0.0014 mg/L	10:52:16
1	Na 330.237†	2291.9	29.3	0.5729 mg/L	0.5729 mg/L	10:51:56
1	Ni 231.604†	-98.4	7.0	-0.0020 mg/L	-0.0020 mg/L	10:52:16
1	Pb 220.353†	-89.4	0.2	-0.0014 mg/L	-0.0014 mg/L	10:52:16
1	Sb 206.836†	128.3	2.0	-0.0001 mg/L	-0.0001 mg/L	10:52:16
1	Se 196.026†	-3.5	1.7	0.0026 mg/L	0.0026 mg/L	10:52:16
1	Sn 189.927†	74.6	1.1	-0.0038 mg/L	-0.0038 mg/L	10:52:16
1	Ti 337.279†	954.7	228.4	-0.0011 mg/L	-0.0011 mg/L	10:51:56
1	Tl 190.801†	-10.8	11.8	0.0069 mg/L	0.0069 mg/L	10:52:16
1	V 292.402†	1745.9	1.8	-0.0010 mg/L	-0.0010 mg/L	10:51:56
1	Zn 213.857†	1235.8	-95.3	-0.0032 mg/L	-0.0032 mg/L	10:52:16
2	Y 360.073	2392677.2	2392677.2			10:52:22
2	Ag 328.068†	-306.0	18.1	0.0003 mg/L	0.0003 mg/L	10:52:27
2	Al 237.313†	-85.4	8.6	0.0009 mg/L	0.0009 mg/L	10:52:47
2	As 188.979†	-3.1	3.6	0.0022 mg/L	0.0022 mg/L	10:52:47
2	B 182.528†	-25.0	11.2	0.0092 mg/L	0.0092 mg/L	10:52:47
2	Ba 233.527†	-65.4	-0.3	-0.0015 mg/L	-0.0015 mg/L	10:52:47
2	Be 313.107†	2561.7	0.6	-0.0002 mg/L	-0.0002 mg/L	10:52:22
2	Ca 315.886†	5543.4	-0.0	-0.0262 mg/L	-0.0262 mg/L	10:52:27
2	Cd 228.802†	717.8	5.9	-0.0009 mg/L	-0.0009 mg/L	10:52:47
2	Co 228.616†	-226.6	0.9	-0.0024 mg/L	-0.0024 mg/L	10:52:47
2	Cr 267.716†	1659.0	-68.1	-0.0026 mg/L	-0.0026 mg/L	10:52:27
2	Cu 324.752†	3540.1	-182.1	0.0006 mg/L	0.0006 mg/L	10:52:27
2	Fe 238.204†	2047.4	-224.5	-0.0136 mg/L	-0.0136 mg/L	10:52:47
2	Fe 234.349†	1173.1	-83.2	-0.0097 mg/L	-0.0097 mg/L	10:52:47
2	Mg 279.077†	-852.1	162.8	-0.0004 mg/L	-0.0004 mg/L	10:52:27
2	Mn 257.610†	1618.5	-244.1	-0.0039 mg/L	-0.0039 mg/L	10:52:27
2	Mo 202.031†	101.4	21.3	0.0004 mg/L	0.0004 mg/L	10:52:47
2	Na 330.237†	2234.5	-43.4	0.4869 mg/L	0.4869 mg/L	10:52:27
2	Ni 231.604†	-102.7	3.6	-0.0021 mg/L	-0.0021 mg/L	10:52:47
2	Pb 220.353†	-80.7	9.2	-0.0004 mg/L	-0.0004 mg/L	10:52:47
2	Sb 206.836†	124.2	-2.9	-0.0014 mg/L	-0.0014 mg/L	10:52:47
2	Se 196.026†	-2.4	2.8	0.0043 mg/L	0.0043 mg/L	10:52:47
2	Sn 189.927†	59.5	-13.9	-0.0089 mg/L	-0.0089 mg/L	10:52:47
2	Ti 337.279†	796.8	69.8	-0.0013 mg/L	-0.0013 mg/L	10:52:27
2	Tl 190.801†	-7.9	14.6	0.0091 mg/L	0.0091 mg/L	10:52:47
2	V 292.402†	1747.3	-10.2	-0.0011 mg/L	-0.0011 mg/L	10:52:27
2	Zn 213.857†	1237.3	-103.4	-0.0033 mg/L	-0.0033 mg/L	10:52:47

Mean Data: ICCB

Analyte	Mean Corrected Intensity	Calib Conc. Units	Std.Dev.	Sample Conc. Units	Std.Dev.	RSD
Y 360.073	2383156.9				13463.77	0.56%
Ag 328.068†	34.7	0.0003 mg/L	0.00007	0.0003 mg/L	0.00007	24.17%
QC value within limits for Ag 328.068 Recovery = Not calculated						
Al 237.313†	8.4	0.0008 mg/L	0.00003	0.0008 mg/L	0.00003	3.38%
QC value within limits for Al 237.313 Recovery = Not calculated						
As 188.979†	3.5	0.0021 mg/L	0.00012	0.0021 mg/L	0.00012	5.73%

QC value within limits for As 188.979 Recovery = Not calculated							
B	182.528†	13.1	0.0108 mg/L	0.00233	0.0108 mg/L	0.00233	21.46%
QC value within limits for B 182.528 Recovery = Not calculated							
Ba	233.527†	-3.8	-0.0015 mg/L	0.00003	-0.0015 mg/L	0.00003	1.80%
QC value within limits for Ba 233.527 Recovery = Not calculated							
Be	313.107†	20.6	-0.0002 mg/L	0.00001	-0.0002 mg/L	0.00001	3.01%
QC value within limits for Be 313.107 Recovery = Not calculated							
Ca	315.886†	10.3	-0.0262 mg/L	0.00010	-0.0262 mg/L	0.00010	0.39%
QC value within limits for Ca 315.886 Recovery = Not calculated							
Cd	228.802†	-8.8	-0.0011 mg/L	0.00024	-0.0011 mg/L	0.00024	21.23%
QC value within limits for Cd 228.802 Recovery = Not calculated							
Co	228.616†	5.4	-0.0024 mg/L	0.00009	-0.0024 mg/L	0.00009	3.69%
QC value within limits for Co 228.616 Recovery = Not calculated							
Cr	267.716†	-49.1	-0.0024 mg/L	0.00019	-0.0024 mg/L	0.00019	7.78%
QC value within limits for Cr 267.716 Recovery = Not calculated							
Cu	324.752†	-132.5	0.0008 mg/L	0.00027	0.0008 mg/L	0.00027	31.79%
QC value within limits for Cu 324.752 Recovery = Not calculated							
Fe	238.204†	-200.0	-0.0135 mg/L	0.00025	-0.0135 mg/L	0.00025	1.89%
QC value within limits for Fe 238.204 Recovery = Not calculated							
Fe	234.349†	-79.8	-0.0096 mg/L	0.00012	-0.0096 mg/L	0.00012	1.22%
QC value within limits for Fe 234.349 Recovery = Not calculated							
Mg	279.077†	132.3	-0.0019 mg/L	0.00222	-0.0019 mg/L	0.00222	114.26%
QC value within limits for Mg 279.077 Recovery = Not calculated							
Mn	257.610†	-242.4	-0.0039 mg/L	0.00000	-0.0039 mg/L	0.00000	0.06%
QC value within limits for Mn 257.610 Recovery = Not calculated							
Mo	202.031†	27.1	0.0009 mg/L	0.00069	0.0009 mg/L	0.00069	74.68%
QC value within limits for Mo 202.031 Recovery = Not calculated							
Na	330.237†	-7.1	0.5299 mg/L	0.06084	0.5299 mg/L	0.06084	11.48%
QC value within limits for Na 330.237 Recovery = Not calculated							
Ni	231.604†	5.3	-0.0021 mg/L	0.00004	-0.0021 mg/L	0.00004	2.13%
QC value within limits for Ni 231.604 Recovery = Not calculated							
Pb	220.353†	4.7	-0.0009 mg/L	0.00070	-0.0009 mg/L	0.00070	76.11%
QC value within limits for Pb 220.353 Recovery = Not calculated							
Sb	206.836†	-0.4	-0.0007 mg/L	0.00088	-0.0007 mg/L	0.00088	119.47%
QC value within limits for Sb 206.836 Recovery = Not calculated							
Se	196.026†	2.2	0.0034 mg/L	0.00121	0.0034 mg/L	0.00121	35.19%
QC value within limits for Se 196.026 Recovery = Not calculated							
Sn	189.927†	-6.4	-0.0064 mg/L	0.00358	-0.0064 mg/L	0.00358	56.10%
QC value within limits for Sn 189.927 Recovery = Not calculated							
Ti	337.279†	149.1	-0.0012 mg/L	0.00017	-0.0012 mg/L	0.00017	13.58%
QC value within limits for Ti 337.279 Recovery = Not calculated							
Tl	190.801†	13.2	0.0080 mg/L	0.00155	0.0080 mg/L	0.00155	19.24%
QC value within limits for Tl 190.801 Recovery = Not calculated							
V	292.402†	-4.2	-0.0010 mg/L	0.00004	-0.0010 mg/L	0.00004	3.64%
QC value within limits for V 292.402 Recovery = Not calculated							
Zn	213.857†	-99.4	-0.0033 mg/L	0.00007	-0.0033 mg/L	0.00007	2.06%
QC value within limits for Zn 213.857 Recovery = Not calculated							

All analyte(s) passed QC.

Sequence No.: 15
 Sample ID: 0607153-01
 Analyst:
 Initial Sample Wt:
 Dilution:

Autosampler Location: 19
 Date Collected: 7/14/2006 10:54:24 AM
 Data Type: Original
 Initial Sample Vol:
 Sample Prep Vol:

Replicate Data: 0607153-01

Repl#	Analyte	Net Intensity	Corrected Intensity	Calib. Conc. Units	Sample Conc. Units	Analysis Time
1	Y 360.073	2398393.6	2398393.6			10:55:57
1	Ag 328.068†	275816.8	263952.1	0.8402 mg/L	0.8402 mg/L	10:55:57
1	Al 237.313†	31744.7	30433.8	3.468 mg/L	3.468 mg/L	10:56:02
1	As 188.979†	0.5	7.0	0.0070 mg/L	0.0070 mg/L	10:56:23
1	B 182.528†	-828.1	-756.4	-0.6597 mg/L	-0.6597 mg/L	10:56:02
1	Ba 233.527†	8182.8	7884.0	0.0411 mg/L	0.0411 mg/L	10:56:02
1	Be 313.107†	3533.1	923.4	0.0000 mg/L	0.0000 mg/L	10:55:57
1	Ca 315.886†	1223005.2	1163704.1	8.113 mg/L	8.113 mg/L	10:55:57
1	Cd 228.802†	761.1	45.7	-0.0007 mg/L	-0.0007 mg/L	10:56:23
1	Co 228.616†	-182.4	43.7	-0.0019 mg/L	-0.0019 mg/L	10:56:23
1	Cr 267.716†	6940.2	4976.2	0.0333 mg/L	0.0333 mg/L	10:56:02

2	Ag 328.068†	9771.9	9353.6	0.0300 mg/L	0.0300 mg/L	12:18:06
2	Al 237.313†	402018.4	372096.2	42.49 mg/L	42.49 mg/L	12:18:06
2	As 188.979†	-4.2	2.6	0.0171 mg/L	0.0171 mg/L	12:18:26
2	B 182.528†	615.3	604.6	0.5262 mg/L	0.5262 mg/L	12:18:26
2	Ba 233.527†	32396.0	30039.9	0.1608 mg/L	0.1608 mg/L	12:18:06
2	Be 313.107†	12719.8	9316.4	0.0017 mg/L	0.0017 mg/L	12:18:06
2	Ca 315.886†	855975.1	786761.1	5.477 mg/L	5.477 mg/L	12:18:00
2	Cd 228.802†	961.8	208.1	-0.0008 mg/L	-0.0008 mg/L	12:18:26
2	Co 228.616†	1520.3	1624.8	0.0144 mg/L	0.0144 mg/L	12:18:26
2	Cr 267.716†	18598.9	15552.8	0.1110 mg/L	0.1110 mg/L	12:18:06
2	Cu 324.752†	672494.7	618715.7	2.343 mg/L	2.343 mg/L	12:18:00
2	Fe 238.204†	10012114.9	9262476.2	67.98 mg/L	67.98 mg/L	12:17:53
2	Fe 234.349†	3098473.9	2865950.8	71.25 mg/L	71.25 mg/L	12:18:00
2	Mg 279.077†	148608.9	138493.8	6.973 mg/L	6.973 mg/L	12:18:06
2	Mn 257.610†	599269.9	552736.6	0.5576 mg/L	0.5576 mg/L	12:18:00
2	Mo 202.031†	89.6	7.1	0.0043 mg/L	0.0043 mg/L	12:18:26
2	Na 330.237†	6605.9	3928.4	5.375 mg/L	5.375 mg/L	12:18:06
2	Ni 231.604†	10013.1	9367.6	0.1724 mg/L	0.1724 mg/L	12:18:26
2	Pb 220.353†	2866.8	2739.3	0.3037 mg/L	0.3037 mg/L	12:18:26
2	Sb 206.836†	137.1	5.0	-0.0007 mg/L	-0.0007 mg/L	12:18:26
2	Se 196.026†	-4.7	0.7	0.0012 mg/L	0.0012 mg/L	12:18:26
2	Sn 189.927†	164.6	81.3	0.0294 mg/L	0.0294 mg/L	12:18:26
2	Ti 337.279†	1950079.3	1803802.8	2.683 mg/L	2.683 mg/L	12:18:00
2	Tl 190.801†	-40.8	-15.5	0.0005 mg/L	0.0005 mg/L	12:18:26
2	V 292.402†	19608.3	16460.0	0.0678 mg/L	0.0678 mg/L	12:18:06
2	Zn 213.857†	191118.8	175561.9	2.070 mg/L	2.070 mg/L	12:18:06

Mean Data: 0607164-01

Analyte	Mean Corrected Intensity	Calib Conc. Units	Std.Dev.	Sample Conc. Units	Std.Dev.	RSD
Y 360.073	2465389.1				17086.87	0.69%
Ag 328.068†	9388.7	0.0301 mg/L	0.00016	0.0301 mg/L	0.00016	0.52%
Al 237.313†	374430.3	42.76 mg/L	0.380	42.76 mg/L	0.380	0.89%
As 188.979†	2.4	0.0167 mg/L	0.00058	0.0167 mg/L	0.00058	3.49%
B 182.528†	614.6	0.5350 mg/L	0.01235	0.5350 mg/L	0.01235	2.31%
Ba 233.527†	30171.9	0.1615 mg/L	0.00101	0.1615 mg/L	0.00101	0.62%
Be 313.107†	9296.6	0.0017 mg/L	0.00000	0.0017 mg/L	0.00000	0.27%
Ca 315.886†	787417.3	5.481 mg/L	0.0065	5.481 mg/L	0.0065	0.12%
Cd 228.802†	209.7	-0.0008 mg/L	0.00003	-0.0008 mg/L	0.00003	3.39%
Co 228.616†	1627.0	0.0145 mg/L	0.00005	0.0145 mg/L	0.00005	0.36%
Cr 267.716†	15628.7	0.1115 mg/L	0.00076	0.1115 mg/L	0.00076	0.68%
Cu 324.752†	618436.2	2.342 mg/L	0.0015	2.342 mg/L	0.0015	0.06%
Fe 238.204†	9288147.9	68.17 mg/L	0.267	68.17 mg/L	0.267	0.39%
Fe 234.349†	2869732.4	71.35 mg/L	0.133	71.35 mg/L	0.133	0.19%
Mg 279.077†	139095.4	7.004 mg/L	0.0435	7.004 mg/L	0.0435	0.62%
Mn 257.610†	553218.8	0.5581 mg/L	0.00069	0.5581 mg/L	0.00069	0.12%
Mo 202.031†	1.5	0.0038 mg/L	0.00066	0.0038 mg/L	0.00066	17.27%
Na 330.237†	3965.4	5.418 mg/L	0.0613	5.418 mg/L	0.0613	1.13%
Ni 231.604†	9402.4	0.1730 mg/L	0.00092	0.1730 mg/L	0.00092	0.53%
Pb 220.353†	2746.0	0.3045 mg/L	0.00106	0.3045 mg/L	0.00106	0.35%
Sb 206.836†	8.0	0.0000 mg/L	0.00107	0.0000 mg/L	0.00107	>999.9%
Se 196.026†	1.5	0.0023 mg/L	0.00158	0.0023 mg/L	0.00158	68.77%
Sn 189.927†	77.4	0.0281 mg/L	0.00188	0.0281 mg/L	0.00188	6.70%
Ti 337.279†	1801429.8	2.679 mg/L	0.0050	2.679 mg/L	0.0050	0.19%
Tl 190.801†	-8.8	0.0057 mg/L	0.00736	0.0057 mg/L	0.00736	129.16%
V 292.402†	16536.6	0.0682 mg/L	0.00047	0.0682 mg/L	0.00047	0.69%
Zn 213.857†	176519.2	2.082 mg/L	0.0160	2.082 mg/L	0.0160	0.77%

Sequence No.: 35

Sample ID: 0607164-02

Analyst:

Initial Sample Wt:

Dilution:

Autosampler Location: 37

Date Collected: 7/14/2006 12:20:02 PM

Data Type: Original

Initial Sample Vol:

Sample Prep Vol:

Replicate Data: 0607164-02

Repl#	Analyte	Net Intensity	Corrected Intensity	Calib. Conc. Units	Sample Conc. Units	Analysis Time
1	Y 360.073	2532397.4	2532397.4			12:21:45

1	Ag 328.068†	227412.3	206181.9	0.6569 mg/L	0.6569 mg/L	12:21:50
1	Al 237.313†	422692.6	382743.5	43.53 mg/L	43.53 mg/L	12:21:50
1	As 188.979†	28.3	32.1	0.0565 mg/L	0.0565 mg/L	12:22:10
1	B 182.528†	578.4	558.8	0.4863 mg/L	0.4863 mg/L	12:22:10
1	Ba 233.527†	108774.8	98533.5	0.5294 mg/L	0.5294 mg/L	12:21:50
1	Be 313.107†	19537.5	15233.0	0.0029 mg/L	0.0029 mg/L	12:21:50
1	Ca 315.886†	4538425.9	4103212.2	28.68 mg/L	28.68 mg/L	12:21:38
1	Cd 228.802†	2252.7	1357.5	0.0113 mg/L	0.0113 mg/L	12:22:10
1	Co 228.616†	3339.9	3241.5	0.0371 mg/L	0.0371 mg/L	12:22:10
1	Cr 267.716†	34246.4	29344.8	0.2097 mg/L	0.2097 mg/L	12:21:50
1	Cu 324.752†	858935.4	773998.7	2.931 mg/L	2.931 mg/L	12:21:45
1	Fe 238.204†	13880972.1	12563911.2	92.22 mg/L	92.22 mg/L	12:21:38
1	Fe 234.349†	4372556.4	3957158.9	98.39 mg/L	98.39 mg/L	12:21:38
1	Mg 279.077†	300201.6	272744.3	13.83 mg/L	13.83 mg/L	12:21:50
1	Mn 257.610†	1946987.2	1760764.0	1.780 mg/L	1.780 mg/L	12:21:45
1	Mo 202.031†	2031.2	1762.9	0.1559 mg/L	0.1559 mg/L	12:22:10
1	Na 330.237†	6877.4	4041.6	5.608 mg/L	5.608 mg/L	12:21:50
1	Ni 231.604†	22639.2	20596.7	0.3816 mg/L	0.3816 mg/L	12:21:50
1	Pb 220.353†	93330.3	84576.1	9.328 mg/L	9.328 mg/L	12:21:50
1	Sb 206.836†	158.4	21.5	0.0021 mg/L	0.0021 mg/L	12:22:10
1	Se 196.026†	-10.3	-4.3	-0.0062 mg/L	-0.0062 mg/L	12:22:10
1	Sn 189.927†	824.0	675.0	0.2291 mg/L	0.2291 mg/L	12:22:10
1	Ti 337.279†	1833515.0	1659141.7	2.468 mg/L	2.468 mg/L	12:21:45
1	Tl 190.801†	-39.5	-13.6	0.0041 mg/L	0.0041 mg/L	12:22:10
1	V 292.402†	536618.9	484103.3	2.068 mg/L	2.068 mg/L	12:21:45
1	Zn 213.857†	213088.0	191614.3	2.258 mg/L	2.258 mg/L	12:21:50
2	Y 360.073	2539674.0	2539674.0			12:22:26
2	Ag 328.068†	229298.6	207294.8	0.6605 mg/L	0.6605 mg/L	12:22:31
2	Al 237.313†	425943.5	384581.6	43.74 mg/L	43.74 mg/L	12:22:31
2	As 188.979†	25.7	29.7	0.0531 mg/L	0.0531 mg/L	12:22:51
2	B 182.528†	570.0	549.7	0.4784 mg/L	0.4784 mg/L	12:22:51
2	Ba 233.527†	109653.0	99044.1	0.5321 mg/L	0.5321 mg/L	12:22:31
2	Be 313.107†	19613.7	15251.1	0.0029 mg/L	0.0029 mg/L	12:22:31
2	Ca 315.886†	4541236.2	4093977.6	28.61 mg/L	28.61 mg/L	12:22:19
2	Cd 228.802†	2275.0	1371.7	0.0115 mg/L	0.0115 mg/L	12:22:51
2	Co 228.616†	3331.9	3225.6	0.0368 mg/L	0.0368 mg/L	12:22:51
2	Cr 267.716†	34421.2	29413.8	0.2102 mg/L	0.2102 mg/L	12:22:31
2	Cu 324.752†	860989.0	773624.7	2.929 mg/L	2.929 mg/L	12:22:26
2	Fe 238.204†	13888838.3	12535008.3	92.01 mg/L	92.01 mg/L	12:22:19
2	Fe 234.349†	4375400.1	3948384.6	98.17 mg/L	98.17 mg/L	12:22:19
2	Mg 279.077†	302306.8	273865.9	13.89 mg/L	13.89 mg/L	12:22:31
2	Mn 257.610†	1954342.7	1762353.7	1.782 mg/L	1.782 mg/L	12:22:26
2	Mo 202.031†	2035.3	1761.3	0.1557 mg/L	0.1557 mg/L	12:22:51
2	Na 330.237†	6968.9	4106.4	5.683 mg/L	5.683 mg/L	12:22:31
2	Ni 231.604†	22946.1	20815.0	0.3856 mg/L	0.3856 mg/L	12:22:31
2	Pb 220.353†	93974.8	84915.9	9.366 mg/L	9.366 mg/L	12:22:31
2	Sb 206.836†	145.4	9.3	-0.0010 mg/L	-0.0010 mg/L	12:22:51
2	Se 196.026†	-11.4	-5.2	-0.0076 mg/L	-0.0076 mg/L	12:22:51
2	Sn 189.927†	823.3	672.2	0.2281 mg/L	0.2281 mg/L	12:22:51
2	Ti 337.279†	1840570.3	1660754.7	2.470 mg/L	2.470 mg/L	12:22:26
2	Tl 190.801†	-48.3	-21.3	-0.0020 mg/L	-0.0020 mg/L	12:22:51
2	V 292.402†	538865.1	484739.1	2.071 mg/L	2.071 mg/L	12:22:26
2	Zn 213.857†	214614.5	192439.6	2.268 mg/L	2.268 mg/L	12:22:31

 Mean Data: 0607164-02

Analyte	Mean Corrected Intensity	Calib Conc. Units	Std.Dev.	Sample Conc. Units	Std.Dev.	RSD
Y 360.073	2536035.7				5145.27	0.20%
Ag 328.068†	206738.4	0.6587 mg/L	0.00250	0.6587 mg/L	0.00250	0.38%
Al 237.313†	383662.5	43.63 mg/L	0.151	43.63 mg/L	0.151	0.35%
As 188.979†	30.9	0.0548 mg/L	0.00240	0.0548 mg/L	0.00240	4.39%
B 182.528†	554.2	0.4824 mg/L	0.00561	0.4824 mg/L	0.00561	1.16%
Ba 233.527†	98788.8	0.5307 mg/L	0.00195	0.5307 mg/L	0.00195	0.37%
Be 313.107†	15242.1	0.0029 mg/L	0.00000	0.0029 mg/L	0.00000	0.07%
Ca 315.886†	4098594.9	28.64 mg/L	0.046	28.64 mg/L	0.046	0.16%
Cd 228.802†	1364.6	0.0114 mg/L	0.00012	0.0114 mg/L	0.00012	1.09%
Co 228.616†	3233.6	0.0370 mg/L	0.00016	0.0370 mg/L	0.00016	0.43%
Cr 267.716†	29379.3	0.2099 mg/L	0.00034	0.2099 mg/L	0.00034	0.16%
Cu 324.752†	773811.7	2.930 mg/L	0.0010	2.930 mg/L	0.0010	0.03%
Fe 238.204†	12549459.7	92.11 mg/L	0.150	92.11 mg/L	0.150	0.16%

Fe 234.349†	3952771.8	98.28 mg/L	0.154	98.28 mg/L	0.154	0.16%
Mg 279.077†	273305.1	13.86 mg/L	0.041	13.86 mg/L	0.041	0.30%
Mn 257.610†	1761558.8	1.781 mg/L	0.0011	1.781 mg/L	0.0011	0.06%
Mo 202.031†	1762.1	0.1558 mg/L	0.00010	0.1558 mg/L	0.00010	0.07%
Na 330.237†	4074.0	5.646 mg/L	0.0531	5.646 mg/L	0.0531	0.94%
Ni 231.604†	20705.9	0.3836 mg/L	0.00288	0.3836 mg/L	0.00288	0.75%
Pb 220.353†	84746.0	9.347 mg/L	0.0265	9.347 mg/L	0.0265	0.28%
Sb 206.836†	15.4	0.0005 mg/L	0.00217	0.0005 mg/L	0.00217	405.64%
Se 196.026†	-4.7	-0.0069 mg/L	0.00096	-0.0069 mg/L	0.00096	13.91%
Sn 189.927†	673.6	0.2286 mg/L	0.00066	0.2286 mg/L	0.00066	0.29%
Ti 337.279†	1659948.2	2.469 mg/L	0.0017	2.469 mg/L	0.0017	0.07%
Tl 190.801†	-17.5	0.0011 mg/L	0.00428	0.0011 mg/L	0.00428	402.02%
V 292.402†	484421.2	2.070 mg/L	0.0019	2.070 mg/L	0.0019	0.09%
Zn 213.857†	192027.0	2.263 mg/L	0.0069	2.263 mg/L	0.0069	0.30%

Sequence No.: 36
 Sample ID: 0607164-03
 Analyst:
 Initial Sample Wt:
 Dilution:

Autosampler Location: 38
 Date Collected: 7/14/2006 12:24:29 PM
 Data Type: Original
 Initial Sample Vol:
 Sample Prep Vol:

Replicate Data: 0607164-03

Repl#	Analyte	Net Intensity	Corrected Intensity	Calib. Conc. Units	Sample Conc. Units	Analysis Time
1	Y 360.073	2497084.7	2497084.7			12:26:11
1	Ag 328.068†	487902.3	448243.1	1.427 mg/L	1.427 mg/L	12:26:11
1	Al 237.313†	387542.2	355884.0	40.47 mg/L	40.47 mg/L	12:26:17
1	As 188.979†	23.7	28.2	0.0492 mg/L	0.0492 mg/L	12:26:37
1	B 182.528†	483.7	479.2	0.4170 mg/L	0.4170 mg/L	12:26:37
1	Ba 233.527†	203654.7	187033.1	1.007 mg/L	1.007 mg/L	12:26:17
1	Be 313.107†	18524.2	14552.9	0.0027 mg/L	0.0027 mg/L	12:26:17
1	Ca 315.886†	4184757.1	3836618.1	26.81 mg/L	26.81 mg/L	12:26:04
1	Cd 228.802†	2381.8	1504.8	0.0131 mg/L	0.0131 mg/L	12:26:37
1	Co 228.616†	2939.4	2916.6	0.0333 mg/L	0.0333 mg/L	12:26:37
1	Cr 267.716†	31457.8	27223.0	0.1946 mg/L	0.1946 mg/L	12:26:17
1	Cu 324.752†	1206559.9	1104140.9	4.180 mg/L	4.180 mg/L	12:26:11
1	Fe 238.204†	12845221.0	11790716.3	86.54 mg/L	86.54 mg/L	12:26:04
1	Fe 234.349†	4031643.7	3700152.3	91.99 mg/L	91.99 mg/L	12:26:04
1	Mg 279.077†	262214.4	241712.2	12.25 mg/L	12.25 mg/L	12:26:17
1	Mn 257.610†	1731334.2	1587703.3	1.605 mg/L	1.605 mg/L	12:26:11
1	Mo 202.031†	153.1	64.7	0.0122 mg/L	0.0122 mg/L	12:26:37
1	Na 330.237†	6713.2	3978.9	5.475 mg/L	5.475 mg/L	12:26:17
1	Ni 231.604†	29062.6	26783.7	0.4969 mg/L	0.4969 mg/L	12:26:17
1	Pb 220.353†	48898.1	44978.8	4.961 mg/L	4.961 mg/L	12:26:17
1	Sb 206.836†	213.0	73.7	0.0156 mg/L	0.0156 mg/L	12:26:37
1	Se 196.026†	-6.9	-1.3	-0.0018 mg/L	-0.0018 mg/L	12:26:37
1	Sn 189.927†	1833.0	1611.9	0.5442 mg/L	0.5442 mg/L	12:26:37
1	Ti 337.279†	1543469.5	1416330.2	2.106 mg/L	2.106 mg/L	12:26:11
1	Tl 190.801†	-50.3	-24.0	-0.0104 mg/L	-0.0104 mg/L	12:26:37
1	V 292.402†	633633.7	580040.2	2.479 mg/L	2.479 mg/L	12:26:11
1	Zn 213.857†	243827.8	222563.8	2.621 mg/L	2.621 mg/L	12:26:17
2	Y 360.073	2484476.4	2484476.4			12:26:53
2	Ag 328.068†	486360.5	449093.7	1.430 mg/L	1.430 mg/L	12:26:53
2	Al 237.313†	389016.6	359050.1	40.83 mg/L	40.83 mg/L	12:26:58
2	As 188.979†	27.4	31.7	0.0542 mg/L	0.0542 mg/L	12:27:18
2	B 182.528†	460.5	460.1	0.4004 mg/L	0.4004 mg/L	12:27:18
2	Ba 233.527†	204618.6	188871.4	1.017 mg/L	1.017 mg/L	12:26:58
2	Be 313.107†	18529.5	14644.0	0.0027 mg/L	0.0027 mg/L	12:26:58
2	Ca 315.886†	4170891.0	3843320.5	26.86 mg/L	26.86 mg/L	12:26:46
2	Cd 228.802†	2404.1	1536.5	0.0134 mg/L	0.0134 mg/L	12:27:18
2	Co 228.616†	2959.7	2949.0	0.0337 mg/L	0.0337 mg/L	12:27:18
2	Cr 267.716†	31497.9	27406.7	0.1959 mg/L	0.1959 mg/L	12:26:58
2	Cu 324.752†	1198987.7	1102775.2	4.175 mg/L	4.175 mg/L	12:26:53
2	Fe 238.204†	12807492.1	11815749.5	86.73 mg/L	86.73 mg/L	12:26:46
2	Fe 234.349†	4016595.0	3705050.2	92.12 mg/L	92.12 mg/L	12:26:46
2	Mg 279.077†	263553.6	244169.7	12.37 mg/L	12.37 mg/L	12:26:58
2	Mn 257.610†	1728459.1	1593116.8	1.610 mg/L	1.610 mg/L	12:26:53
2	Mo 202.031†	157.0	69.0	0.0126 mg/L	0.0126 mg/L	12:27:18
2	Na 330.237†	6778.2	4070.2	5.582 mg/L	5.582 mg/L	12:26:58

2	Ni 231.604†	29208.0	27053.3	0.5019 mg/L	0.5019 mg/L	12:26:58
2	Pb 220.353†	49257.0	45537.7	5.023 mg/L	5.023 mg/L	12:26:58
2	Sb 206.836†	222.0	82.9	0.0179 mg/L	0.0179 mg/L	12:27:18
2	Se 196.026†	-4.5	0.9	0.0015 mg/L	0.0015 mg/L	12:27:18
2	Sn 189.927†	1839.3	1626.2	0.5490 mg/L	0.5490 mg/L	12:27:18
2	Ti 337.279†	1543272.3	1423339.4	2.117 mg/L	2.117 mg/L	12:26:53
2	Tl 190.801†	-44.7	-19.0	-0.0065 mg/L	-0.0065 mg/L	12:27:18
2	V 292.402†	631713.2	581220.2	2.484 mg/L	2.484 mg/L	12:26:53
2	Zn 213.857†	244725.9	224528.5	2.645 mg/L	2.645 mg/L	12:26:58

Mean Data: 0607164-03

Analyte	Mean Corrected Intensity	Calib Conc. Units	Std.Dev.	Sample Conc. Units	Std.Dev.	RSD
Y 360.073	2490780.6				8915.41	0.36%
Ag 328.068†	448668.4	1.429 mg/L	0.0019	1.429 mg/L	0.0019	0.13%
Al 237.313†	357467.0	40.65 mg/L	0.258	40.65 mg/L	0.258	0.63%
As 188.979†	30.0	0.0517 mg/L	0.00351	0.0517 mg/L	0.00351	6.79%
B 182.528†	469.7	0.4087 mg/L	0.01178	0.4087 mg/L	0.01178	2.88%
Ba 233.527†	187952.3	1.012 mg/L	0.0070	1.012 mg/L	0.0070	0.69%
Be 313.107†	14598.5	0.0027 mg/L	0.00001	0.0027 mg/L	0.00001	0.44%
Ca 315.886†	3839969.3	26.84 mg/L	0.033	26.84 mg/L	0.033	0.12%
Cd 228.802†	1520.7	0.0133 mg/L	0.00024	0.0133 mg/L	0.00024	1.81%
Co 228.616†	2932.8	0.0335 mg/L	0.00030	0.0335 mg/L	0.00030	0.89%
Cr 267.716†	27314.8	0.1952 mg/L	0.00092	0.1952 mg/L	0.00092	0.47%
Cu 324.752†	1103458.1	4.177 mg/L	0.0037	4.177 mg/L	0.0037	0.09%
Fe 238.204†	11803232.9	86.64 mg/L	0.130	86.64 mg/L	0.130	0.15%
Fe 234.349†	3702601.3	92.06 mg/L	0.086	92.06 mg/L	0.086	0.09%
Mg 279.077†	242940.9	12.31 mg/L	0.089	12.31 mg/L	0.089	0.73%
Mn 257.610†	1590410.0	1.607 mg/L	0.0039	1.607 mg/L	0.0039	0.24%
Mo 202.031†	66.8	0.0124 mg/L	0.00027	0.0124 mg/L	0.00027	2.17%
Na 330.237†	4024.6	5.529 mg/L	0.0758	5.529 mg/L	0.0758	1.37%
Ni 231.604†	26918.5	0.4994 mg/L	0.00355	0.4994 mg/L	0.00355	0.71%
Pb 220.353†	45258.3	4.992 mg/L	0.0436	4.992 mg/L	0.0436	0.87%
Sb 206.836†	78.3	0.0167 mg/L	0.00164	0.0167 mg/L	0.00164	9.82%
Se 196.026†	-0.2	-0.0001 mg/L	0.00234	-0.0001 mg/L	0.00234	>999.9%
Sn 189.927†	1619.0	0.5466 mg/L	0.00343	0.5466 mg/L	0.00343	0.63%
Ti 337.279†	1419834.8	2.112 mg/L	0.0074	2.112 mg/L	0.0074	0.35%
Tl 190.801†	-21.5	-0.0085 mg/L	0.00278	-0.0085 mg/L	0.00278	32.92%
V 292.402†	580630.2	2.481 mg/L	0.0036	2.481 mg/L	0.0036	0.14%
Zn 213.857†	223546.2	2.633 mg/L	0.0164	2.633 mg/L	0.0164	0.62%

Sequence No.: 37

Sample ID: CCV

Analyst:

Initial Sample Wt:

Dilution:

Autosampler Location: 3

Date Collected: 7/14/2006 12:28:56 PM

Data Type: Original

Initial Sample Vol:

Sample Prep Vol:

Replicate Data: CCV

Repl#	Analyte	Net Intensity	Corrected Intensity	Calib. Conc. Units	Sample Conc. Units	Analysis Time
1	Y 360.073	2405265.6	2405265.6			12:30:30
1	Ag 328.068†	81528.1	78017.6	0.2486 mg/L	0.2486 mg/L	12:30:35
1	Al 237.313†	22672.9	21700.4	2.486 mg/L	2.486 mg/L	12:30:35
1	As 188.979†	381.0	369.6	0.5142 mg/L	0.5142 mg/L	12:30:55
1	B 182.528†	990.1	978.9	0.8524 mg/L	0.8524 mg/L	12:30:55
1	Ba 233.527†	97352.6	92851.5	0.4998 mg/L	0.4998 mg/L	12:30:35
1	Be 313.107†	287714.4	271773.6	0.0502 mg/L	0.0502 mg/L	12:30:30
1	Ca 315.886†	765694.4	724490.3	5.041 mg/L	5.041 mg/L	12:30:30
1	Cd 228.802†	23747.8	21952.8	0.2468 mg/L	0.2468 mg/L	12:30:35
1	Co 228.616†	38241.6	36667.0	0.5027 mg/L	0.5027 mg/L	12:30:35
1	Cr 267.716†	76762.8	71506.9	0.5022 mg/L	0.5022 mg/L	12:30:35
1	Cu 324.752†	142220.5	131979.7	0.5009 mg/L	0.5009 mg/L	12:30:35
1	Fe 238.204†	366717.3	347340.8	2.539 mg/L	2.539 mg/L	12:30:30
1	Fe 234.349†	107132.6	100903.4	2.497 mg/L	2.497 mg/L	12:30:35
1	Mg 279.077†	101481.2	97703.4	5.017 mg/L	5.017 mg/L	12:30:35
1	Mn 257.610†	529424.8	502812.5	0.5048 mg/L	0.5048 mg/L	12:30:30
1	Mo 202.031†	6326.8	5954.3	0.5023 mg/L	0.5023 mg/L	12:30:55
1	Na 330.237†	22782.4	19530.2	23.65 mg/L	23.65 mg/L	12:30:35

2	Ni 231.604†	29208.0	27053.3	0.5019 mg/L	0.5019 mg/L	12:26:58
2	Pb 220.353†	49257.0	45537.7	5.023 mg/L	5.023 mg/L	12:26:58
2	Sb 206.836†	222.0	82.9	0.0179 mg/L	0.0179 mg/L	12:27:18
2	Se 196.026†	-4.5	0.9	0.0015 mg/L	0.0015 mg/L	12:27:18
2	Sn 189.927†	1839.3	1626.2	0.5490 mg/L	0.5490 mg/L	12:27:18
2	Ti 337.279†	1543272.3	1423339.4	2.117 mg/L	2.117 mg/L	12:26:53
2	Tl 190.801†	-44.7	-19.0	-0.0065 mg/L	-0.0065 mg/L	12:27:18
2	V 292.402†	631713.2	581220.2	2.484 mg/L	2.484 mg/L	12:26:53
2	Zn 213.857†	244725.9	224528.5	2.645 mg/L	2.645 mg/L	12:26:58

Mean Data: 0607164-03

Analyte	Mean Corrected Intensity	Conc.	Calib Units	Std.Dev.	Conc.	Sample Units	Std.Dev.	RSD
Y 360.073	2490780.6						8915.41	0.36%
Ag 328.068†	448668.4	1.429 mg/L		0.0019	1.429 mg/L		0.0019	0.13%
Al 237.313†	357467.0	40.65 mg/L		0.258	40.65 mg/L		0.258	0.63%
As 188.979†	30.0	0.0517 mg/L		0.00351	0.0517 mg/L		0.00351	6.79%
B 182.528†	469.7	0.4087 mg/L		0.01178	0.4087 mg/L		0.01178	2.88%
Ba 233.527†	187952.3	1.012 mg/L		0.0070	1.012 mg/L		0.0070	0.69%
Be 313.107†	14598.5	0.0027 mg/L		0.00001	0.0027 mg/L		0.00001	0.44%
Ca 315.886†	3839969.3	26.84 mg/L		0.033	26.84 mg/L		0.033	0.12%
Cd 228.802†	1520.7	0.0133 mg/L		0.00024	0.0133 mg/L		0.00024	1.81%
Co 228.616†	2932.8	0.0335 mg/L		0.00030	0.0335 mg/L		0.00030	0.89%
Cr 267.716†	27314.8	0.1952 mg/L		0.00092	0.1952 mg/L		0.00092	0.47%
Cu 324.752†	1103458.1	4.177 mg/L		0.0037	4.177 mg/L		0.0037	0.09%
Fe 238.204†	11803232.9	86.64 mg/L		0.130	86.64 mg/L		0.130	0.15%
Fe 234.349†	3702601.3	92.06 mg/L		0.086	92.06 mg/L		0.086	0.09%
Mg 279.077†	242940.9	12.31 mg/L		0.089	12.31 mg/L		0.089	0.73%
Mn 257.610†	1590410.0	1.607 mg/L		0.0039	1.607 mg/L		0.0039	0.24%
Mo 202.031†	66.8	0.0124 mg/L		0.00027	0.0124 mg/L		0.00027	2.17%
Na 330.237†	4024.6	5.529 mg/L		0.0758	5.529 mg/L		0.0758	1.37%
Ni 231.604†	26918.5	0.4994 mg/L		0.00355	0.4994 mg/L		0.00355	0.71%
Pb 220.353†	45258.3	4.992 mg/L		0.0436	4.992 mg/L		0.0436	0.87%
Sb 206.836†	78.3	0.0167 mg/L		0.00164	0.0167 mg/L		0.00164	9.82%
Se 196.026†	-0.2	-0.0001 mg/L		0.00234	-0.0001 mg/L		0.00234	>999.9%
Sn 189.927†	1619.0	0.5466 mg/L		0.00343	0.5466 mg/L		0.00343	0.63%
Ti 337.279†	1419834.8	2.112 mg/L		0.0074	2.112 mg/L		0.0074	0.35%
Tl 190.801†	-21.5	-0.0085 mg/L		0.00278	-0.0085 mg/L		0.00278	32.92%
V 292.402†	580630.2	2.481 mg/L		0.0036	2.481 mg/L		0.0036	0.14%
Zn 213.857†	223546.2	2.633 mg/L		0.0164	2.633 mg/L		0.0164	0.62%

Sequence No.: 37
 Sample ID: CCV
 Analyst:
 Initial Sample Wt:
 Dilution:

Autosampler Location: 3
 Date Collected: 7/14/2006 12:28:56 PM
 Data Type: Original
 Initial Sample Vol:
 Sample Prep Vol:

Replicate Data: CCV

Repl.#	Analyte	Net Intensity	Corrected Intensity	Conc.	Calib. Units	Conc.	Sample Units	Analysis Time
1	Y 360.073	2405265.6	2405265.6					12:30:30
1	Ag 328.068†	81528.1	78017.6	0.2486 mg/L		0.2486 mg/L		12:30:35
1	Al 237.313†	22672.9	21700.4	2.486 mg/L		2.486 mg/L		12:30:35
1	As 188.979†	381.0	369.6	0.5142 mg/L		0.5142 mg/L		12:30:55
1	B 182.528†	990.1	978.9	0.8524 mg/L		0.8524 mg/L		12:30:55
1	Ba 233.527†	97352.6	92851.5	0.4998 mg/L		0.4998 mg/L		12:30:35
1	Be 313.107†	287714.4	271773.6	0.0502 mg/L		0.0502 mg/L		12:30:30
1	Ca 315.886†	765694.4	724490.3	5.041 mg/L		5.041 mg/L		12:30:30
1	Cd 228.802†	23747.8	21952.8	0.2468 mg/L		0.2468 mg/L		12:30:35
1	Co 228.616†	38241.6	36667.0	0.5027 mg/L		0.5027 mg/L		12:30:35
1	Cr 267.716†	76762.8	71506.9	0.5022 mg/L		0.5022 mg/L		12:30:35
1	Cu 324.752†	142220.5	131979.7	0.5009 mg/L		0.5009 mg/L		12:30:35
1	Fe 238.204†	366717.3	347340.8	2.539 mg/L		2.539 mg/L		12:30:30
1	Fe 234.349†	107132.6	100903.4	2.497 mg/L		2.497 mg/L		12:30:35
1	Mg 279.077†	101481.2	97703.4	5.017 mg/L		5.017 mg/L		12:30:35
1	Mn 257.610†	529424.8	502812.5	0.5048 mg/L		0.5048 mg/L		12:30:30
1	Mo 202.031†	6326.8	5954.3	0.5023 mg/L		0.5023 mg/L		12:30:55
1	Na 330.237†	22782.4	19530.2	23.65 mg/L		23.65 mg/L		12:30:35

1	Ni 231.604†	28447.2	27215.7	0.5046 mg/L	0.5046 mg/L	12:30:35
1	Pb 220.353†	4741.2	4605.5	0.5087 mg/L	0.5087 mg/L	12:30:55
1	Sb 206.836†	2203.2	1978.0	0.4906 mg/L	0.4906 mg/L	12:30:55
1	Se 196.026†	699.8	672.1	0.9951 mg/L	0.9951 mg/L	12:30:55
1	Sn 189.927†	1648.3	1500.1	0.5028 mg/L	0.5028 mg/L	12:30:55
1	Ti 337.279†	358328.0	340837.0	0.5058 mg/L	0.5058 mg/L	12:30:30
1	Tl 190.801†	647.1	639.0	0.4955 mg/L	0.4955 mg/L	12:30:55
1	V 292.402†	125003.6	117459.5	0.5045 mg/L	0.5045 mg/L	12:30:35
1	Zn 213.857†	46258.3	42801.0	0.4999 mg/L	0.4999 mg/L	12:30:35
2	Y 360.073	2381600.6	2381600.6			12:31:03
2	Ag 328.068†	80938.0	78221.8	0.2492 mg/L	0.2492 mg/L	12:31:08
2	Al 237.313†	22425.5	21677.0	2.483 mg/L	2.483 mg/L	12:31:08
2	As 188.979†	382.2	374.4	0.5209 mg/L	0.5209 mg/L	12:31:28
2	B 182.528†	988.1	986.3	0.8588 mg/L	0.8588 mg/L	12:31:28
2	Ba 233.527†	96489.5	92942.7	0.5003 mg/L	0.5003 mg/L	12:31:08
2	Be 313.107†	286206.2	273046.8	0.0505 mg/L	0.0505 mg/L	12:31:03
2	Ca 315.886†	762238.6	728415.5	5.069 mg/L	5.069 mg/L	12:31:03
2	Cd 228.802†	23514.8	21953.4	0.2468 mg/L	0.2468 mg/L	12:31:08
2	Co 228.616†	37840.4	36642.9	0.5023 mg/L	0.5023 mg/L	12:31:08
2	Cr 267.716†	76232.3	71723.2	0.5038 mg/L	0.5038 mg/L	12:31:08
2	Cu 324.752†	140821.0	131979.5	0.5009 mg/L	0.5009 mg/L	12:31:08
2	Fe 238.204†	363668.3	347879.0	2.543 mg/L	2.543 mg/L	12:31:03
2	Fe 234.349†	106218.9	101038.6	2.500 mg/L	2.500 mg/L	12:31:08
2	Mg 279.077†	100677.1	97890.4	5.026 mg/L	5.026 mg/L	12:31:08
2	Mn 257.610†	525995.6	504525.7	0.5065 mg/L	0.5065 mg/L	12:31:03
2	Mo 202.031†	6294.0	5982.7	0.5047 mg/L	0.5047 mg/L	12:31:28
2	Na 330.237†	22548.2	19520.5	23.64 mg/L	23.64 mg/L	12:31:08
2	Ni 231.604†	28164.8	27213.3	0.5045 mg/L	0.5045 mg/L	12:31:08
2	Pb 220.353†	4710.3	4620.7	0.5104 mg/L	0.5104 mg/L	12:31:28
2	Sb 206.836†	2203.7	1999.3	0.4960 mg/L	0.4960 mg/L	12:31:28
2	Se 196.026†	698.2	677.2	1.003 mg/L	1.003 mg/L	12:31:28
2	Sn 189.927†	1648.9	1516.3	0.5083 mg/L	0.5083 mg/L	12:31:28
2	Ti 337.279†	355803.0	341800.4	0.5072 mg/L	0.5072 mg/L	12:31:03
2	Tl 190.801†	652.3	650.2	0.5042 mg/L	0.5042 mg/L	12:31:28
2	V 292.402†	123976.8	117655.1	0.5054 mg/L	0.5054 mg/L	12:31:08
2	Zn 213.857†	45833.1	42829.8	0.5003 mg/L	0.5003 mg/L	12:31:08

Mean Data: CCV

Analyte	Mean Corrected Intensity	Calib Conc. Units	Std.Dev.	Sample Conc. Units	Std.Dev.	RSD
Y 360.073	2393433.1				16733.64	0.70%
Ag 328.068†	78119.7	0.2489 mg/L	0.00046	0.2489 mg/L	0.00046	0.18%
QC value within limits for Ag 328.068		Recovery = 99.57%				
Al 237.313†	21688.7	2.485 mg/L	0.0019	2.485 mg/L	0.0019	0.08%
QC value within limits for Al 237.313		Recovery = 99.39%				
As 188.979†	372.0	0.5176 mg/L	0.00472	0.5176 mg/L	0.00472	0.91%
QC value within limits for As 188.979		Recovery = 103.52%				
B 182.528†	982.6	0.8556 mg/L	0.00458	0.8556 mg/L	0.00458	0.53%
QC value greater than the upper limit for B 182.528		Recovery = 171.12%				
Ba 233.527†	92897.1	0.5001 mg/L	0.00035	0.5001 mg/L	0.00035	0.07%
QC value within limits for Ba 233.527		Recovery = 100.01%				
Be 313.107†	272410.2	0.0503 mg/L	0.00017	0.0503 mg/L	0.00017	0.33%
QC value within limits for Be 313.107		Recovery = 100.68%				
Ca 315.886†	726452.9	5.055 mg/L	0.0194	5.055 mg/L	0.0194	0.38%
QC value within limits for Ca 315.886		Recovery = 101.10%				
Cd 228.802†	21953.1	0.2468 mg/L	0.00001	0.2468 mg/L	0.00001	0.00%
QC value within limits for Cd 228.802		Recovery = 98.72%				
Co 228.616†	36655.0	0.5025 mg/L	0.00024	0.5025 mg/L	0.00024	0.05%
QC value within limits for Co 228.616		Recovery = 100.50%				
Cr 267.716†	71615.1	0.5030 mg/L	0.00108	0.5030 mg/L	0.00108	0.21%
QC value within limits for Cr 267.716		Recovery = 100.60%				
Cu 324.752†	131979.6	0.5009 mg/L	0.00000	0.5009 mg/L	0.00000	0.00%
QC value within limits for Cu 324.752		Recovery = 100.18%				
Fe 238.204†	347609.9	2.541 mg/L	0.0028	2.541 mg/L	0.0028	0.11%
QC value within limits for Fe 238.204		Recovery = 101.62%				
Fe 234.349†	100971.0	2.498 mg/L	0.0024	2.498 mg/L	0.0024	0.10%
QC value within limits for Fe 234.349		Recovery = 99.94%				
Mg 279.077†	97796.9	5.021 mg/L	0.0068	5.021 mg/L	0.0068	0.14%
QC value within limits for Mg 279.077		Recovery = 100.43%				
Mn 257.610†	503669.1	0.5057 mg/L	0.00122	0.5057 mg/L	0.00122	0.24%

Mo	202.031†	5968.5	0.5035 mg/L	101.13%	0.00169	0.5035 mg/L	0.00169	0.34%
QC value within limits for Mo 202.031 Recovery = 100.70%								
Na	330.237†	19525.3	23.64 mg/L	0.008	23.64 mg/L	0.008	0.03%	
QC value within limits for Na 330.237 Recovery = 94.57%								
Ni	231.604†	27214.5	0.5046 mg/L	0.00003	0.5046 mg/L	0.00003	0.01%	
QC value within limits for Ni 231.604 Recovery = 100.91%								
Pb	220.353†	4613.1	0.5095 mg/L	0.00118	0.5095 mg/L	0.00118	0.23%	
QC value within limits for Pb 220.353 Recovery = 101.90%								
Sb	206.836†	1988.7	0.4933 mg/L	0.00377	0.4933 mg/L	0.00377	0.77%	
QC value within limits for Sb 206.836 Recovery = 98.66%								
Se	196.026†	674.6	0.9989 mg/L	0.00531	0.9989 mg/L	0.00531	0.53%	
QC value within limits for Se 196.026 Recovery = 99.89%								
Sn	189.927†	1508.2	0.5055 mg/L	0.00386	0.5055 mg/L	0.00386	0.76%	
QC value within limits for Sn 189.927 Recovery = 101.11%								
Ti	337.279†	341318.8	0.5065 mg/L	0.00101	0.5065 mg/L	0.00101	0.20%	
QC value within limits for Ti 337.279 Recovery = 101.30%								
Tl	190.801†	644.6	0.4999 mg/L	0.00619	0.4999 mg/L	0.00619	1.24%	
QC value within limits for Tl 190.801 Recovery = 99.97%								
V	292.402†	117557.3	0.5049 mg/L	0.00060	0.5049 mg/L	0.00060	0.12%	
QC value within limits for V 292.402 Recovery = 100.99%								
Zn	213.857†	42815.4	0.5001 mg/L	0.00024	0.5001 mg/L	0.00024	0.05%	
QC value within limits for Zn 213.857 Recovery = 100.02%								
QC Failed. Continue with analysis.								

Sequence No.: 38
 Sample ID: ICCB
 Analyst:
 Initial Sample Wt:
 Dilution:

Autosampler Location: 1
 Date Collected: 7/14/2006 12:33:05 PM
 Data Type: Original
 Initial Sample Vol:
 Sample Prep Vol:

Replicate Data: ICCB

Repl#	Analyte	Net Intensity	Corrected Intensity	Calib. Conc. Units	Sample Conc. Units	Analysis Time
1	Y 360.073	2393619.2	2393619.2			12:34:36
1	Ag 328.068†	-281.0	42.2	0.0003 mg/L	0.0003 mg/L	12:34:42
1	Al 237.313†	-108.8	-13.9	-0.0017 mg/L	-0.0017 mg/L	12:35:02
1	As 188.979†	-6.0	0.7	-0.0018 mg/L	-0.0018 mg/L	12:35:02
1	B 182.528†	339.8	360.6	0.3137 mg/L	0.3137 mg/L	12:35:02
1	Ba 233.527†	-68.5	-3.2	-0.0015 mg/L	-0.0015 mg/L	12:35:02
1	Be 313.107†	2578.6	15.9	-0.0002 mg/L	-0.0002 mg/L	12:34:36
1	Ca 315.886†	5449.9	-91.7	-0.0269 mg/L	-0.0269 mg/L	12:34:42
1	Cd 228.802†	702.2	-9.4	-0.0011 mg/L	-0.0011 mg/L	12:35:02
1	Co 228.616†	-211.7	15.3	-0.0022 mg/L	-0.0022 mg/L	12:35:02
1	Cr 267.716†	1634.2	-92.4	-0.0027 mg/L	-0.0027 mg/L	12:34:42
1	Cu 324.752†	5264.2	1467.8	0.0069 mg/L	0.0069 mg/L	12:34:42
1	Fe 238.204†	1797.7	-464.4	-0.0154 mg/L	-0.0154 mg/L	12:35:02
1	Fe 234.349†	1093.6	-159.8	-0.0116 mg/L	-0.0116 mg/L	12:35:02
1	Mg 279.077†	-992.8	28.3	-0.0073 mg/L	-0.0073 mg/L	12:34:42
1	Mn 257.610†	1706.7	-160.2	-0.0038 mg/L	-0.0038 mg/L	12:34:42
1	Mo 202.031†	103.8	23.5	0.0006 mg/L	0.0006 mg/L	12:35:02
1	Na 330.237†	2234.5	-44.2	0.4858 mg/L	0.4858 mg/L	12:34:42
1	Ni 231.604†	-83.2	22.3	-0.0017 mg/L	-0.0017 mg/L	12:35:02
1	Pb 220.353†	-58.4	30.6	0.0019 mg/L	0.0019 mg/L	12:35:02
1	Sb 206.836†	131.6	4.1	0.0004 mg/L	0.0004 mg/L	12:35:02
1	Se 196.026†	-0.4	4.7	0.0070 mg/L	0.0070 mg/L	12:35:02
1	Sn 189.927†	67.8	-6.0	-0.0062 mg/L	-0.0062 mg/L	12:35:02
1	Ti 337.279†	993.4	257.8	-0.0011 mg/L	-0.0011 mg/L	12:34:42
1	Tl 190.801†	-12.4	10.3	0.0058 mg/L	0.0058 mg/L	12:35:02
1	V 292.402†	1644.2	-109.6	-0.0015 mg/L	-0.0015 mg/L	12:34:42
1	Zn 213.857†	1408.2	59.8	-0.0014 mg/L	-0.0014 mg/L	12:35:02
2	Y 360.073	2393572.3	2393572.3			12:35:08
2	Ag 328.068†	-280.0	43.1	0.0003 mg/L	0.0003 mg/L	12:35:13
2	Al 237.313†	-77.5	16.1	0.0018 mg/L	0.0018 mg/L	12:35:33
2	As 188.979†	-4.9	1.8	-0.0003 mg/L	-0.0003 mg/L	12:35:33
2	B 182.528†	335.0	356.0	0.3097 mg/L	0.3097 mg/L	12:35:33
2	Ba 233.527†	-72.1	-6.7	-0.0015 mg/L	-0.0015 mg/L	12:35:33
2	Be 313.107†	2590.5	27.3	-0.0002 mg/L	-0.0002 mg/L	12:35:08
2	Ca 315.886†	5564.2	17.9	-0.0261 mg/L	-0.0261 mg/L	12:35:13

2	Cd 228.802†	675.9	-34.5	-0.0014 mg/L	-0.0014 mg/L	12:35:33
2	Co 228.616†	-229.2	-1.5	-0.0025 mg/L	-0.0025 mg/L	12:35:33
2	Cr 267.716†	1661.5	-66.3	-0.0026 mg/L	-0.0026 mg/L	12:35:13
2	Cu 324.752†	5148.6	1357.2	0.0065 mg/L	0.0065 mg/L	12:35:13
2	Fe 238.204†	1726.6	-532.6	-0.0159 mg/L	-0.0159 mg/L	12:35:33
2	Fe 234.349†	1055.4	-196.4	-0.0125 mg/L	-0.0125 mg/L	12:35:33
2	Mg 279.077†	-933.1	85.5	-0.0043 mg/L	-0.0043 mg/L	12:35:13
2	Mn 257.610†	1754.6	-114.4	-0.0038 mg/L	-0.0038 mg/L	12:35:13
2	Mo 202.031†	98.0	18.0	0.0002 mg/L	0.0002 mg/L	12:35:33
2	Na 330.237†	2197.3	-79.8	0.4436 mg/L	0.4436 mg/L	12:35:13
2	Ni 231.604†	-119.7	-12.7	-0.0024 mg/L	-0.0024 mg/L	12:35:33
2	Pb 220.353†	-87.4	2.9	-0.0011 mg/L	-0.0011 mg/L	12:35:33
2	Sb 206.836†	127.7	0.4	-0.0005 mg/L	-0.0005 mg/L	12:35:33
2	Se 196.026†	-1.3	3.8	0.0057 mg/L	0.0057 mg/L	12:35:33
2	Sn 189.927†	64.9	-8.8	-0.0072 mg/L	-0.0072 mg/L	12:35:33
2	Ti 337.279†	1028.7	291.6	-0.0010 mg/L	-0.0010 mg/L	12:35:13
2	Tl 190.801†	-13.6	9.2	0.0049 mg/L	0.0049 mg/L	12:35:33
2	V 292.402†	1713.2	-43.6	-0.0012 mg/L	-0.0012 mg/L	12:35:13
2	Zn 213.857†	1410.0	61.6	-0.0014 mg/L	-0.0014 mg/L	12:35:33

Mean Data: ICCB

Analyte	Mean Corrected Intensity	Calib Conc. Units	Std.Dev.	Sample Conc. Units	Std.Dev.	RSD
Y 360.073	2393595.7				33.18	0.00%
Ag 328.068†	42.7	0.0003 mg/L	0.00000	0.0003 mg/L	0.00000	0.66%
QC value within limits for Ag 328.068 Recovery = Not calculated						
Al 237.313†	1.1	0.0000 mg/L	0.00245	0.0000 mg/L	0.00245	>999.9%
QC value within limits for Al 237.313 Recovery = Not calculated						
As 188.979†	1.2	-0.0011 mg/L	0.00102	-0.0011 mg/L	0.00102	97.24%
QC value within limits for As 188.979 Recovery = Not calculated						
B 182.528†	358.3	0.3117 mg/L	0.00285	0.3117 mg/L	0.00285	0.92%
QC value greater than the upper limit for B 182.528 Recovery = Not calculated						
Ba 233.527†	-4.9	-0.0015 mg/L	0.00001	-0.0015 mg/L	0.00001	0.89%
QC value within limits for Ba 233.527 Recovery = Not calculated						
Be 313.107†	21.6	-0.0002 mg/L	0.00000	-0.0002 mg/L	0.00000	0.86%
QC value within limits for Be 313.107 Recovery = Not calculated						
Ca 315.886†	-36.9	-0.0265 mg/L	0.00054	-0.0265 mg/L	0.00054	2.05%
QC value within limits for Ca 315.886 Recovery = Not calculated						
Cd 228.802†	-21.9	-0.0013 mg/L	0.00021	-0.0013 mg/L	0.00021	16.40%
QC value within limits for Cd 228.802 Recovery = Not calculated						
Co 228.616†	6.9	-0.0023 mg/L	0.00016	-0.0023 mg/L	0.00016	7.00%
QC value within limits for Co 228.616 Recovery = Not calculated						
Cr 267.716†	-79.3	-0.0026 mg/L	0.00013	-0.0026 mg/L	0.00013	4.93%
QC value within limits for Cr 267.716 Recovery = Not calculated						
Cu 324.752†	1412.5	0.0067 mg/L	0.00030	0.0067 mg/L	0.00030	4.43%
QC value within limits for Cu 324.752 Recovery = Not calculated						
Fe 238.204†	-498.5	-0.0156 mg/L	0.00035	-0.0156 mg/L	0.00035	2.26%
QC value within limits for Fe 238.204 Recovery = Not calculated						
Fe 234.349†	-178.1	-0.0120 mg/L	0.00064	-0.0120 mg/L	0.00064	5.31%
QC value within limits for Fe 234.349 Recovery = Not calculated						
Mg 279.077†	56.9	-0.0058 mg/L	0.00208	-0.0058 mg/L	0.00208	35.83%
QC value within limits for Mg 279.077 Recovery = Not calculated						
Mn 257.610†	-137.3	-0.0038 mg/L	0.00003	-0.0038 mg/L	0.00003	0.86%
QC value within limits for Mn 257.610 Recovery = Not calculated						
Mo 202.031†	20.7	0.0004 mg/L	0.00033	0.0004 mg/L	0.00033	84.24%
QC value within limits for Mo 202.031 Recovery = Not calculated						
Na 330.237†	-62.0	0.4647 mg/L	0.02979	0.4647 mg/L	0.02979	6.41%
QC value within limits for Na 330.237 Recovery = Not calculated						
Ni 231.604†	4.8	-0.0021 mg/L	0.00046	-0.0021 mg/L	0.00046	22.24%
QC value within limits for Ni 231.604 Recovery = Not calculated						
Pb 220.353†	16.8	0.0004 mg/L	0.00216	0.0004 mg/L	0.00216	535.48%
QC value within limits for Pb 220.353 Recovery = Not calculated						
Sb 206.836†	2.3	0.0000 mg/L	0.00066	0.0000 mg/L	0.00066	>999.9%
QC value within limits for Sb 206.836 Recovery = Not calculated						
Se 196.026†	4.2	0.0064 mg/L	0.00091	0.0064 mg/L	0.00091	14.20%
QC value within limits for Se 196.026 Recovery = Not calculated						
Sn 189.927†	-7.4	-0.0067 mg/L	0.00067	-0.0067 mg/L	0.00067	10.03%
QC value within limits for Sn 189.927 Recovery = Not calculated						
Ti 337.279†	274.7	-0.0010 mg/L	0.00004	-0.0010 mg/L	0.00004	3.42%
QC value within limits for Ti 337.279 Recovery = Not calculated						

Tl 190.801† 9.8 0.0054 mg/L 0.00062 0.0054 mg/L 0.00062 11.61%
 QC value within limits for Tl 190.801 Recovery = Not calculated
 V 292.402† -76.6 -0.0014 mg/L 0.00020 -0.0014 mg/L 0.00020 14.86%
 QC value within limits for V 292.402 Recovery = Not calculated
 Zn 213.857† 60.7 -0.0014 mg/L 0.00002 -0.0014 mg/L 0.00002 1.32%
 QC value within limits for Zn 213.857 Recovery = Not calculated
 QC Failed. Continue with analysis.

Sequence No.: 39
 Sample ID: 0607164-04
 Analyst:
 Initial Sample Wt:
 Dilution:

Autosampler Location: 39
 Date Collected: 7/14/2006 12:37:10 PM
 Data Type: Original
 Initial Sample Vol:
 Sample Prep Vol:

Replicate Data: 0607164-04

Repl#	Analyte	Net Intensity	Corrected Intensity	Calib. Conc. Units	Sample Conc. Units	Analysis Time
1	Y 360.073	2543970.2	2543970.2			12:38:59
1	Ag 328.068†	924793.8	833695.5	2.654 mg/L	2.654 mg/L	12:38:59
1	Al 237.313†	554357.8	499653.7	56.73 mg/L	56.73 mg/L	12:39:05
1	As 188.979†	109.2	104.9	0.1599 mg/L	0.1599 mg/L	12:39:25
1	B 182.528†	419.7	413.3	0.3596 mg/L	0.3596 mg/L	12:39:25
1	Ba 233.527†	162640.7	146627.2	0.7906 mg/L	0.7906 mg/L	12:39:05
1	Be 313.107†	34034.2	28216.3	0.0054 mg/L	0.0054 mg/L	12:39:05
1	Ca 315.886†	10665146.1	9605658.2	67.16 mg/L	67.16 mg/L	12:38:50
1	Cd 228.802†	22998.6	20043.5	0.2230 mg/L	0.2230 mg/L	12:39:25
1	Co 228.616†	5224.9	4926.4	0.0597 mg/L	0.0597 mg/L	12:39:25
1	Cr 267.716†	34347.6	29295.0	0.2106 mg/L	0.2106 mg/L	12:39:05
1	Cu 324.752†	2072101.0	1863714.0	7.054 mg/L	7.054 mg/L	12:38:59
1	Fe 238.204†	19302180.4	17392105.9	127.7 mg/L	127.7 mg/L	12:38:50
1	Fe 234.349†	6334529.9	5707197.9	141.9 mg/L	141.9 mg/L	12:38:59
1	Mg 279.077†	320175.6	289507.6	14.61 mg/L	14.61 mg/L	12:39:05
1	Mn 257.610†	3899281.7	3512069.6	3.552 mg/L	3.552 mg/L	12:38:59
1	Mo 202.031†	168.8	76.2	0.0151 mg/L	0.0151 mg/L	12:39:25
1	Na 330.237†	8929.0	5862.1	7.582 mg/L	7.582 mg/L	12:39:05
1	Ni 231.604†	45857.4	41426.7	0.7697 mg/L	0.7697 mg/L	12:39:05
1	Pb 220.353†	806821.0	727158.9	80.19 mg/L	80.19 mg/L	12:38:59
1	Sb 206.836†	436.2	271.1	0.0651 mg/L	0.0651 mg/L	12:39:25
1	Se 196.026†	6.6	11.0	0.0164 mg/L	0.0164 mg/L	12:39:25
1	Sn 189.927†	2996.9	2629.7	0.8888 mg/L	0.8888 mg/L	12:39:25
1	Ti 337.279†	2026189.1	1825220.5	2.715 mg/L	2.715 mg/L	12:38:59
1	Tl 190.801†	-66.5	-37.7	0.0242 mg/L	0.0242 mg/L	12:39:25
1	V 292.402†	47389.4	41020.9	0.1736 mg/L	0.1736 mg/L	12:39:05
1	Zn 213.857†	715967.9	643910.5	7.592 mg/L	7.592 mg/L	12:38:59
2	Y 360.073	2523653.5	2523653.5			12:39:47
2	Ag 328.068†	920142.0	836179.0	2.661 mg/L	2.661 mg/L	12:39:47
2	Al 237.313†	548401.4	498264.6	56.56 mg/L	56.56 mg/L	12:39:53
2	As 188.979†	113.2	109.3	0.1660 mg/L	0.1660 mg/L	12:40:13
2	B 182.528†	406.4	404.3	0.3517 mg/L	0.3517 mg/L	12:40:13
2	Ba 233.527†	161121.6	146427.2	0.7895 mg/L	0.7895 mg/L	12:39:53
2	Be 313.107†	33825.8	28273.9	0.0054 mg/L	0.0054 mg/L	12:39:53
2	Ca 315.886†	10667493.3	9685163.3	67.71 mg/L	67.71 mg/L	12:39:37
2	Cd 228.802†	23134.8	20334.1	0.2263 mg/L	0.2263 mg/L	12:40:13
2	Co 228.616†	5276.9	5011.6	0.0608 mg/L	0.0608 mg/L	12:40:13
2	Cr 267.716†	34013.4	29240.5	0.2102 mg/L	0.2102 mg/L	12:39:53
2	Cu 324.752†	2059075.8	1866914.3	7.066 mg/L	7.066 mg/L	12:39:47
2	Fe 238.204†	19306241.0	17535827.1	128.7 mg/L	128.7 mg/L	12:39:37
2	Fe 234.349†	6303849.6	5725282.9	142.3 mg/L	142.3 mg/L	12:39:47
2	Mg 279.077†	317495.1	289395.5	14.61 mg/L	14.61 mg/L	12:39:53
2	Mn 257.610†	3878353.8	3521346.7	3.562 mg/L	3.562 mg/L	12:39:47
2	Mo 202.031†	162.8	72.0	0.0148 mg/L	0.0148 mg/L	12:40:13
2	Na 330.237†	8802.2	5811.7	7.522 mg/L	7.522 mg/L	12:39:53
2	Ni 231.604†	45509.2	41443.1	0.7700 mg/L	0.7700 mg/L	12:39:53
2	Pb 220.353†	803268.1	729784.6	80.48 mg/L	80.48 mg/L	12:39:47
2	Sb 206.836†	432.6	271.1	0.0651 mg/L	0.0651 mg/L	12:40:13
2	Se 196.026†	7.2	11.6	0.0173 mg/L	0.0173 mg/L	12:40:13
2	Sn 189.927†	3014.5	2667.5	0.9016 mg/L	0.9016 mg/L	12:40:13
2	Ti 337.279†	2009857.9	1825084.5	2.715 mg/L	2.715 mg/L	12:39:47
2	Tl 190.801†	-69.8	-41.2	0.0217 mg/L	0.0217 mg/L	12:40:13

2	V 292.402†	46793.8	40823.6	0.1727 mg/L	0.1727 mg/L	12:39:53
2	Zn 213.857†	712890.7	646309.3	7.620 mg/L	7.620 mg/L	12:39:47

Mean Data: 0607164-04

Analyte	Mean Corrected Intensity	Conc.	Calib Units	Std.Dev.	Sample Conc.	Units	Std.Dev.	RSD
Y 360.073	2533811.9						14366.02	0.57%
Ag 328.068†	834937.3	2.657	mg/L	0.0056	2.657	mg/L	0.0056	0.21%
Al 237.313†	498959.1	56.64	mg/L	0.116	56.64	mg/L	0.116	0.20%
As 188.979†	107.1	0.1630	mg/L	0.00434	0.1630	mg/L	0.00434	2.66%
B 182.528†	408.8	0.3557	mg/L	0.00557	0.3557	mg/L	0.00557	1.57%
Ba 233.527†	146527.2	0.7900	mg/L	0.00076	0.7900	mg/L	0.00076	0.10%
Be 313.107†	28245.1	0.0054	mg/L	0.00001	0.0054	mg/L	0.00001	0.16%
Ca 315.886†	9645410.7	67.43	mg/L	0.393	67.43	mg/L	0.393	0.58%
Cd 228.802†	20188.8	0.2246	mg/L	0.00232	0.2246	mg/L	0.00232	1.03%
Co 228.616†	4969.0	0.0603	mg/L	0.00083	0.0603	mg/L	0.00083	1.38%
Cr 267.716†	29267.7	0.2104	mg/L	0.00026	0.2104	mg/L	0.00026	0.12%
Cu 324.752†	1865314.1	7.060	mg/L	0.0086	7.060	mg/L	0.0086	0.12%
Fe 238.204†	17463966.5	128.2	mg/L	0.75	128.2	mg/L	0.75	0.58%
Fe 234.349†	5716240.4	142.1	mg/L	0.32	142.1	mg/L	0.32	0.22%
Mg 279.077†	289451.5	14.61	mg/L	0.005	14.61	mg/L	0.005	0.03%
Mn 257.610†	3516708.1	3.557	mg/L	0.0066	3.557	mg/L	0.0066	0.19%
Mo 202.031†	74.1	0.0150	mg/L	0.00023	0.0150	mg/L	0.00023	1.52%
Na 330.237†	5836.9	7.552	mg/L	0.0422	7.552	mg/L	0.0422	0.56%
Ni 231.604†	41434.9	0.7698	mg/L	0.00021	0.7698	mg/L	0.00021	0.03%
Pb 220.353†	728471.7	80.34	mg/L	0.205	80.34	mg/L	0.205	0.25%
Sb 206.836†	271.1	0.0651	mg/L	0.00001	0.0651	mg/L	0.00001	0.02%
Se 196.026†	11.3	0.0169	mg/L	0.00059	0.0169	mg/L	0.00059	3.52%
Sn 189.927†	2648.6	0.8952	mg/L	0.00901	0.8952	mg/L	0.00901	1.01%
Ti 337.279†	1825152.5	2.715	mg/L	0.0001	2.715	mg/L	0.0001	0.01%
Tl 190.801†	-39.4	0.0230	mg/L	0.00179	0.0230	mg/L	0.00179	7.81%
V 292.402†	40922.3	0.1731	mg/L	0.00060	0.1731	mg/L	0.00060	0.35%
Zn 213.857†	645109.9	7.606	mg/L	0.0200	7.606	mg/L	0.0200	0.26%

Sequence No.: 40
 Sample ID: 0607164-05
 Analyst:
 Initial Sample Wt:
 Dilution:

Autosampler Location: 40
 Date Collected: 7/14/2006 12:41:50 PM
 Data Type: Original
 Initial Sample Vol:
 Sample Prep Vol:

Replicate Data: 0607164-05

Repl#	Analyte	Net Intensity	Corrected Intensity	Conc.	Calib Units	Sample Conc.	Units	Analysis Time
1	Y 360.073	2517696.6	2517696.6					12:43:42
1	Ag 328.068†	666068.6	606807.4	1.931	mg/L	1.931	mg/L	12:43:42
1	Al 237.313†	602235.3	548462.4	62.24	mg/L	62.24	mg/L	12:43:42
1	As 188.979†	83.2	82.2	0.1291	mg/L	0.1291	mg/L	12:44:02
1	B 182.528†	317.9	324.6	0.2823	mg/L	0.2823	mg/L	12:44:02
1	Ba 233.527†	221977.7	202186.7	1.091	mg/L	1.091	mg/L	12:43:42
1	Be 313.107†	42743.8	36467.0	0.0070	mg/L	0.0070	mg/L	12:43:42
1	Ca 315.886†	18597028.1	16928416.0	118.4	mg/L	118.4	mg/L	12:43:32
1	Cd 228.802†	9210.9	7705.2	0.0822	mg/L	0.0822	mg/L	12:44:02
1	Co 228.616†	4484.0	4301.0	0.0504	mg/L	0.0504	mg/L	12:44:02
1	Cr 267.716†	114784.5	102860.6	0.7306	mg/L	0.7306	mg/L	12:43:42
1	Cu 324.752†	2077881.0	1888463.2	7.148	mg/L	7.148	mg/L	12:43:42
1	Fe 238.204†	21152959.1	19258872.1	141.4	mg/L	141.4	mg/L	12:43:32
1	Fe 234.349†	7057768.1	6425320.7	159.8	mg/L	159.8	mg/L	12:43:32
1	Mg 279.077†	412985.8	377027.9	19.07	mg/L	19.07	mg/L	12:43:42
1	Mn 257.610†	2467647.7	2245148.7	2.272	mg/L	2.272	mg/L	12:43:42
1	Mo 202.031†	184.4	92.0	0.0178	mg/L	0.0178	mg/L	12:44:02
1	Na 330.237†	8078.9	5172.0	6.972	mg/L	6.972	mg/L	12:43:42
1	Ni 231.604†	40293.2	36791.4	0.6833	mg/L	0.6833	mg/L	12:43:42
1	Pb 220.353†	383952.3	349698.5	38.57	mg/L	38.57	mg/L	12:43:42
1	Sb 206.836†	685.5	502.3	0.1169	mg/L	0.1169	mg/L	12:44:02
1	Se 196.026†	-8.0	-2.2	-0.0031	mg/L	-0.0031	mg/L	12:44:02
1	Sn 189.927†	1725.2	1499.9	0.5083	mg/L	0.5083	mg/L	12:44:02
1	Ti 337.279†	2157512.8	1963853.2	2.921	mg/L	2.921	mg/L	12:43:42
1	Tl 190.801†	-70.6	-42.0	0.0026	mg/L	0.0026	mg/L	12:44:02

1	V 292.402†	79267.3	70493.3	0.3033 mg/L	0.3033 mg/L	12:43:42
1	Zn 213.857†	527746.9	479256.9	5.649 mg/L	5.649 mg/L	12:43:42
2	Y 360.073	2530757.6	2530757.6			12:44:26
2	Ag 328.068†	669225.3	606536.8	1.931 mg/L	1.931 mg/L	12:44:26
2	Al 237.313†	605361.8	548464.4	62.24 mg/L	62.24 mg/L	12:44:26
2	As 188.979†	85.3	83.8	0.1313 mg/L	0.1313 mg/L	12:44:46
2	B 182.528†	312.7	318.4	0.2769 mg/L	0.2769 mg/L	12:44:46
2	Ba 233.527†	223275.7	202319.3	1.091 mg/L	1.091 mg/L	12:44:26
2	Be 313.107†	42917.1	36423.2	0.0070 mg/L	0.0070 mg/L	12:44:26
2	Ca 315.886†	18743751.3	16973933.6	118.7 mg/L	118.7 mg/L	12:44:16
2	Cd 228.802†	9204.7	7656.4	0.0816 mg/L	0.0816 mg/L	12:44:46
2	Co 228.616†	4473.0	4269.9	0.0500 mg/L	0.0500 mg/L	12:44:46
2	Cr 267.716†	115291.2	102780.3	0.7301 mg/L	0.7301 mg/L	12:44:26
2	Cu 324.752†	2091579.8	1891107.9	7.158 mg/L	7.158 mg/L	12:44:26
2	Fe 238.204†	21293754.7	19287009.0	141.6 mg/L	141.6 mg/L	12:44:16
2	Fe 234.349†	7108599.0	6438199.9	160.1 mg/L	160.1 mg/L	12:44:16
2	Mg 279.077†	415309.1	377191.8	19.08 mg/L	19.08 mg/L	12:44:26
2	Mn 257.610†	2480540.9	2245231.9	2.272 mg/L	2.272 mg/L	12:44:26
2	Mo 202.031†	177.6	85.0	0.0172 mg/L	0.0172 mg/L	12:44:46
2	Na 330.237†	8187.6	5232.5	7.045 mg/L	7.045 mg/L	12:44:26
2	Ni 231.604†	40529.9	36816.5	0.6838 mg/L	0.6838 mg/L	12:44:26
2	Pb 220.353†	385755.2	349527.3	38.55 mg/L	38.55 mg/L	12:44:26
2	Sb 206.836†	691.5	504.5	0.1175 mg/L	0.1175 mg/L	12:44:46
2	Se 196.026†	-4.3	1.2	0.0019 mg/L	0.0019 mg/L	12:44:46
2	Sn 189.927†	1720.2	1487.3	0.5041 mg/L	0.5041 mg/L	12:44:46
2	Ti 337.279†	2173968.3	1968620.8	2.928 mg/L	2.928 mg/L	12:44:26
2	Tl 190.801†	-72.8	-43.7	0.0013 mg/L	0.0013 mg/L	12:44:46
2	V 292.402†	79855.9	70654.0	0.3040 mg/L	0.3040 mg/L	12:44:26
2	Zn 213.857†	530716.5	479466.8	5.652 mg/L	5.652 mg/L	12:44:26

Mean Data: 0607164-05

Analyte	Mean Corrected Intensity	Calib Conc. Units	Std.Dev.	Sample Conc. Units	Std.Dev.	RSD
Y 360.073	2524227.1				9235.52	0.37%
Ag 328.068†	606672.1	1.931 mg/L	0.0006	1.931 mg/L	0.0006	0.03%
Al 237.313†	548463.4	62.24 mg/L	0.001	62.24 mg/L	0.001	0.00%
As 188.979†	83.0	0.1302 mg/L	0.00158	0.1302 mg/L	0.00158	1.22%
B 182.528†	321.5	0.2796 mg/L	0.00382	0.2796 mg/L	0.00382	1.37%
Ba 233.527†	202253.0	1.091 mg/L	0.0005	1.091 mg/L	0.0005	0.05%
Be 313.107†	36445.1	0.0070 mg/L	0.00001	0.0070 mg/L	0.00001	0.07%
Ca 315.886†	16951174.8	118.5 mg/L	0.23	118.5 mg/L	0.23	0.19%
Cd 228.802†	7680.8	0.0819 mg/L	0.00040	0.0819 mg/L	0.00040	0.49%
Co 228.616†	4285.5	0.0502 mg/L	0.00031	0.0502 mg/L	0.00031	0.62%
Cr 267.716†	102820.4	0.7304 mg/L	0.00039	0.7304 mg/L	0.00039	0.05%
Cu 324.752†	1889785.5	7.153 mg/L	0.0071	7.153 mg/L	0.0071	0.10%
Fe 238.204†	19272940.5	141.5 mg/L	0.15	141.5 mg/L	0.15	0.10%
Fe 234.349†	6431760.3	159.9 mg/L	0.23	159.9 mg/L	0.23	0.14%
Mg 279.077†	377109.9	19.08 mg/L	0.005	19.08 mg/L	0.005	0.03%
Mn 257.610†	2245190.3	2.272 mg/L	0.0001	2.272 mg/L	0.0001	0.00%
Mo 202.031†	88.5	0.0175 mg/L	0.00040	0.0175 mg/L	0.00040	2.31%
Na 330.237†	5202.2	7.008 mg/L	0.0515	7.008 mg/L	0.0515	0.73%
Ni 231.604†	36804.0	0.6835 mg/L	0.00033	0.6835 mg/L	0.00033	0.05%
Pb 220.353†	349612.9	38.56 mg/L	0.013	38.56 mg/L	0.013	0.03%
Sb 206.836†	503.4	0.1172 mg/L	0.00039	0.1172 mg/L	0.00039	0.33%
Se 196.026†	-0.5	-0.0006 mg/L	0.00351	-0.0006 mg/L	0.00351	564.46%
Sn 189.927†	1493.6	0.5062 mg/L	0.00301	0.5062 mg/L	0.00301	0.59%
Ti 337.279†	1966237.0	2.925 mg/L	0.0050	2.925 mg/L	0.0050	0.17%
Tl 190.801†	-42.9	0.0020 mg/L	0.00092	0.0020 mg/L	0.00092	46.97%
V 292.402†	70573.7	0.3036 mg/L	0.00048	0.3036 mg/L	0.00048	0.16%
Zn 213.857†	479361.8	5.651 mg/L	0.0018	5.651 mg/L	0.0018	0.03%

Sequence No.: 41
 Sample ID: 0607164-06
 Analyst:
 Initial Sample Wt:
 Dilution:

Autosampler Location: 41
 Date Collected: 7/14/2006 12:46:23 PM
 Data Type: Original
 Initial Sample Vol:
 Sample Prep Vol:

Replicate Data: 0607164-06

Repl#	Analyte	Net		Corrected		Calib.		Sample		Analysis Time
		Intensity		Intensity		Conc.	Units	Conc.	Units	
1	Y 360.073	2484324.6		2484324.6						12:48:14
1	Ag 328.068†	635849.6		587068.5		1.869	mg/L	1.869	mg/L	12:48:20
1	Al 237.313†	533043.5		491979.0		55.51	mg/L	55.51	mg/L	12:48:20
1	As 188.979†	65.1		66.5		0.1018	mg/L	0.1018	mg/L	12:48:40
1	B 182.528†	383.7		389.3		0.3386	mg/L	0.3386	mg/L	12:48:40
1	Ba 233.527†	165928.1		153179.6		0.8257	mg/L	0.8257	mg/L	12:48:20
1	Be 313.107†	26595.1		22088.0		0.0047	mg/L	0.0047	mg/L	12:48:20
1	Ca 315.886†	16896786.0		15586916.5		109.0	mg/L	109.0	mg/L	12:48:06
1	Cd 228.802†	13047.5		11358.3		0.1233	mg/L	0.1233	mg/L	12:48:40
1	Co 228.616†	3993.5		3903.2		0.0451	mg/L	0.0451	mg/L	12:48:40
1	Cr 267.716†	470939.2		432921.5		3.060	mg/L	3.060	mg/L	12:48:20
1	Cu 324.752†	3797692.2		3500908.0		13.25	mg/L	13.25	mg/L	12:48:14
1	Fe 238.204†	24366697.6		22483220.1		165.0	mg/L	165.0	mg/L	12:48:06
1	Fe 234.349†	8283818.4		7643038.5		190.0	mg/L	190.0	mg/L	12:48:06
1	Mg 279.077†	351382.7		325232.5		16.34	mg/L	16.34	mg/L	12:48:20
1	Mn 257.610†	2089635.2		1926504.8		1.951	mg/L	1.951	mg/L	12:48:14
1	Mo 202.031†	496.8		382.6		0.0446	mg/L	0.0446	mg/L	12:48:40
1	Na 330.237†	10454.1		7462.7		9.352	mg/L	9.352	mg/L	12:48:20
1	Ni 231.604†	48365.3		44733.2		0.8313	mg/L	0.8313	mg/L	12:48:20
1	Pb 220.353†	325941.3		300862.7		33.18	mg/L	33.18	mg/L	12:48:20
1	Sb 206.836†	316.3		169.9		0.0045	mg/L	0.0045	mg/L	12:48:40
1	Se 196.026†	-11.8		-5.8		-0.0085	mg/L	-0.0085	mg/L	12:48:40
1	Sn 189.927†	2732.0		2450.1		0.8274	mg/L	0.8274	mg/L	12:48:40
1	Ti 337.279†	1692840.6		1561447.0		2.322	mg/L	2.322	mg/L	12:48:14
1	Tl 190.801†	-57.1		-30.5		0.0038	mg/L	0.0038	mg/L	12:48:40
1	V 292.402†	134196.0		122150.6		0.5421	mg/L	0.5421	mg/L	12:48:20
1	Zn 213.857†	1131966.7		1043281.5		12.30	mg/L	12.30	mg/L	12:48:14
2	Y 360.073	2498379.8		2498379.8						12:49:03
2	Ag 328.068†	638300.3		586016.4		1.865	mg/L	1.865	mg/L	12:49:08
2	Al 237.313†	535976.0		491902.6		55.50	mg/L	55.50	mg/L	12:49:08
2	As 188.979†	59.9		61.4		0.0947	mg/L	0.0947	mg/L	12:49:29
2	B 182.528†	378.6		382.6		0.3328	mg/L	0.3328	mg/L	12:49:29
2	Ba 233.527†	166926.0		153233.9		0.8260	mg/L	0.8260	mg/L	12:49:08
2	Be 313.107†	26775.7		22115.6		0.0047	mg/L	0.0047	mg/L	12:49:08
2	Ca 315.886†	17046718.1		15636776.6		109.3	mg/L	109.3	mg/L	12:48:54
2	Cd 228.802†	13043.1		11286.5		0.1225	mg/L	0.1225	mg/L	12:49:29
2	Co 228.616†	3997.4		3886.1		0.0449	mg/L	0.0449	mg/L	12:49:29
2	Cr 267.716†	473507.5		432833.4		3.059	mg/L	3.059	mg/L	12:49:08
2	Cu 324.752†	3835068.9		3515489.5		13.30	mg/L	13.30	mg/L	12:49:03
2	Fe 238.204†	24533684.1		22509950.3		165.2	mg/L	165.2	mg/L	12:48:54
2	Fe 234.349†	8349030.1		7659872.4		190.5	mg/L	190.5	mg/L	12:48:54
2	Mg 279.077†	353667.3		325504.7		16.36	mg/L	16.36	mg/L	12:49:08
2	Mn 257.610†	2101568.5		1926606.8		1.951	mg/L	1.951	mg/L	12:49:03
2	Mo 202.031†	483.2		367.5		0.0434	mg/L	0.0434	mg/L	12:49:29
2	Na 330.237†	10525.3		7473.7		9.367	mg/L	9.367	mg/L	12:49:08
2	Ni 231.604†	48765.8		44849.6		0.8335	mg/L	0.8335	mg/L	12:49:08
2	Pb 220.353†	327986.8		301047.6		33.20	mg/L	33.20	mg/L	12:49:08
2	Sb 206.836†	316.9		168.9		0.0043	mg/L	0.0043	mg/L	12:49:29
2	Se 196.026†	-13.3		-7.1		-0.0104	mg/L	-0.0104	mg/L	12:49:29
2	Sn 189.927†	2727.8		2432.0		0.8213	mg/L	0.8213	mg/L	12:49:29
2	Ti 337.279†	1704670.6		1563514.0		2.325	mg/L	2.325	mg/L	12:49:03
2	Tl 190.801†	-55.0		-28.2		0.0056	mg/L	0.0056	mg/L	12:49:29
2	V 292.402†	135043.7		122231.8		0.5425	mg/L	0.5425	mg/L	12:49:08
2	Zn 213.857†	1138994.1		1043853.4		12.31	mg/L	12.31	mg/L	12:49:03

Mean Data: 0607164-06

Analyte	Mean Corrected		Calib.		Std.Dev.	Sample		Std.Dev.	RSD
	Intensity		Conc.	Units		Conc.	Units		
Y 360.073	2491352.2							9938.54	0.40%
Ag 328.068†	586542.4		1.867	mg/L	0.0024	1.867	mg/L	0.0024	0.13%
Al 237.313†	491940.8		55.51	mg/L	0.008	55.51	mg/L	0.008	0.01%
As 188.979†	64.0		0.0983	mg/L	0.00503	0.0983	mg/L	0.00503	5.11%
B 182.528†	385.9		0.3357	mg/L	0.00411	0.3357	mg/L	0.00411	1.22%
Ba 233.527†	153206.8		0.8259	mg/L	0.00021	0.8259	mg/L	0.00021	0.03%
Be 313.107†	22101.8		0.0047	mg/L	0.00000	0.0047	mg/L	0.00000	0.09%
Ca 315.886†	15611846.5		109.2	mg/L	0.25	109.2	mg/L	0.25	0.23%
Cd 228.802†	11322.4		0.1229	mg/L	0.00057	0.1229	mg/L	0.00057	0.46%
Co 228.616†	3894.6		0.0450	mg/L	0.00017	0.0450	mg/L	0.00017	0.38%

Cr 267.716†	432877.5	3.059 mg/L	0.0004	3.059 mg/L	0.0004	0.01%
Cu 324.752†	3508198.7	13.28 mg/L	0.039	13.28 mg/L	0.039	0.29%
Fe 238.204†	22496585.2	165.1 mg/L	0.14	165.1 mg/L	0.14	0.08%
Fe 234.349†	7651455.4	190.2 mg/L	0.30	190.2 mg/L	0.30	0.16%
Mg 279.077†	325368.6	16.35 mg/L	0.009	16.35 mg/L	0.009	0.06%
Mn 257.610†	1926555.8	1.951 mg/L	0.0001	1.951 mg/L	0.0001	0.00%
Mo 202.031†	375.0	0.0440 mg/L	0.00088	0.0440 mg/L	0.00088	2.00%
Na 330.237†	7468.2	9.359 mg/L	0.0101	9.359 mg/L	0.0101	0.11%
Ni 231.604†	44791.4	0.8324 mg/L	0.00153	0.8324 mg/L	0.00153	0.18%
Pb 220.353†	300955.2	33.19 mg/L	0.014	33.19 mg/L	0.014	0.04%
Sb 206.836†	169.4	0.0044 mg/L	0.00018	0.0044 mg/L	0.00018	4.16%
Se 196.026†	-6.5	-0.0094 mg/L	0.00131	-0.0094 mg/L	0.00131	13.88%
Sn 189.927†	2441.1	0.8243 mg/L	0.00432	0.8243 mg/L	0.00432	0.52%
Ti 337.279†	1562480.5	2.324 mg/L	0.0022	2.324 mg/L	0.0022	0.09%
Tl 190.801†	-29.3	0.0047 mg/L	0.00125	0.0047 mg/L	0.00125	26.46%
V 292.402†	122191.2	0.5423 mg/L	0.00024	0.5423 mg/L	0.00024	0.04%
Zn 213.857†	1043567.5	12.31 mg/L	0.005	12.31 mg/L	0.005	0.04%

Sequence No.: 42
 Sample ID: 0607164-07
 Analyst:
 Initial Sample Wt:
 Dilution:

Autosampler Location: 42
 Date Collected: 7/14/2006 12:51:07 PM
 Data Type: Original
 Initial Sample Vol:
 Sample Prep Vol:

Replicate Data: 0607164-07

Repl#	Analyte	Net Intensity	Corrected Intensity	Calib. Conc. Units	Sample Conc. Units	Analysis Time
1	Y 360.073	2447220.0	2447220.0			12:52:56
1	Ag 328.068†	165284.8	155147.4	0.4940 mg/L	0.4940 mg/L	12:53:01
1	Al 237.313†	560033.1	524720.3	59.51 mg/L	59.51 mg/L	12:52:56
1	As 188.979†	20.4	25.6	0.0500 mg/L	0.0500 mg/L	12:53:21
1	B 182.528†	350.1	363.1	0.3159 mg/L	0.3159 mg/L	12:53:21
1	Ba 233.527†	95581.9	89602.0	0.4825 mg/L	0.4825 mg/L	12:53:01
1	Be 313.107†	24248.1	20261.4	0.0040 mg/L	0.0040 mg/L	12:53:01
1	Ca 315.886†	8969145.0	8396838.7	58.70 mg/L	58.70 mg/L	12:52:49
1	Cd 228.802†	2964.8	2095.5	0.0187 mg/L	0.0187 mg/L	12:53:21
1	Co 228.616†	4156.6	4111.8	0.0483 mg/L	0.0483 mg/L	12:53:21
1	Cr 267.716†	50201.5	45370.3	0.3251 mg/L	0.3251 mg/L	12:53:01
1	Cu 324.752†	1075347.0	1003793.6	3.800 mg/L	3.800 mg/L	12:52:56
1	Fe 238.204†	20595311.2	19291168.3	141.6 mg/L	141.6 mg/L	12:52:49
1	Fe 234.349†	6830106.0	6397125.7	159.1 mg/L	159.1 mg/L	12:52:49
1	Mg 279.077†	350013.0	328865.8	16.60 mg/L	16.60 mg/L	12:53:01
1	Mn 257.610†	2691847.0	2519883.9	2.550 mg/L	2.550 mg/L	12:52:56
1	Mo 202.031†	83.9	2.7	0.0101 mg/L	0.0101 mg/L	12:53:21
1	Na 330.237†	9402.4	6623.7	8.820 mg/L	8.820 mg/L	12:53:01
1	Ni 231.604†	18868.1	17777.4	0.3290 mg/L	0.3290 mg/L	12:53:01
1	Pb 220.353†	120376.5	112853.3	12.45 mg/L	12.45 mg/L	12:53:01
1	Sb 206.836†	164.4	32.1	0.0035 mg/L	0.0035 mg/L	12:53:21
1	Se 196.026†	-8.8	-3.2	-0.0046 mg/L	-0.0046 mg/L	12:53:21
1	Sn 189.927†	1418.3	1257.7	0.4264 mg/L	0.4264 mg/L	12:53:21
1	Ti 337.279†	2036252.9	1906835.1	2.836 mg/L	2.836 mg/L	12:52:56
1	Tl 190.801†	-77.4	-50.3	0.0011 mg/L	0.0011 mg/L	12:53:21
1	V 292.402†	34938.1	31045.0	0.1316 mg/L	0.1316 mg/L	12:53:01
1	Zn 213.857†	333268.0	310911.2	3.666 mg/L	3.666 mg/L	12:53:01
2	Y 360.073	2480217.2	2480217.2			12:53:42
2	Ag 328.068†	166823.4	154509.6	0.4920 mg/L	0.4920 mg/L	12:53:48
2	Al 237.313†	566337.2	523567.6	59.39 mg/L	59.39 mg/L	12:53:42
2	As 188.979†	15.8	21.1	0.0436 mg/L	0.0436 mg/L	12:54:08
2	B 182.528†	333.2	343.2	0.2985 mg/L	0.2985 mg/L	12:54:08
2	Ba 233.527†	96395.6	89162.8	0.4801 mg/L	0.4801 mg/L	12:53:48
2	Be 313.107†	24520.4	20210.9	0.0040 mg/L	0.0040 mg/L	12:53:48
2	Ca 315.886†	8939601.4	8257747.5	57.73 mg/L	57.73 mg/L	12:53:36
2	Cd 228.802†	2992.0	2083.7	0.0186 mg/L	0.0186 mg/L	12:54:08
2	Co 228.616†	4184.1	4085.5	0.0480 mg/L	0.0480 mg/L	12:54:08
2	Cr 267.716†	50673.7	45181.1	0.3236 mg/L	0.3236 mg/L	12:53:48
2	Cu 324.752†	1089692.5	1003651.3	3.800 mg/L	3.800 mg/L	12:53:42
2	Fe 238.204†	20547112.2	18989935.6	139.4 mg/L	139.4 mg/L	12:53:36
2	Fe 234.349†	6805148.4	6288932.6	156.4 mg/L	156.4 mg/L	12:53:36
2	Mg 279.077†	353988.9	328178.5	16.57 mg/L	16.57 mg/L	12:53:48

2	Mn 257.610†	2720501.2	2512820.8	2.542 mg/L	2.542 mg/L	12:53:42
2	Mo 202.031†	81.6	-0.5	0.0096 mg/L	0.0096 mg/L	12:54:08
2	Na 330.237†	9501.6	6598.2	8.780 mg/L	8.780 mg/L	12:53:48
2	Ni 231.604†	18984.6	17649.8	0.3267 mg/L	0.3267 mg/L	12:53:48
2	Pb 220.353†	121456.3	112351.2	12.39 mg/L	12.39 mg/L	12:53:48
2	Sb 206.836†	183.7	47.9	0.0075 mg/L	0.0075 mg/L	12:54:08
2	Se 196.026†	-6.0	-0.4	-0.0005 mg/L	-0.0005 mg/L	12:54:08
2	Sn 189.927†	1427.9	1248.8	0.4234 mg/L	0.4234 mg/L	12:54:08
2	Ti 337.279†	2059097.2	1902572.5	2.830 mg/L	2.830 mg/L	12:53:42
2	Tl 190.801†	-74.9	-47.0	0.0035 mg/L	0.0035 mg/L	12:54:08
2	V 292.402†	35248.7	30896.7	0.1310 mg/L	0.1310 mg/L	12:53:48
2	Zn 213.857†	335931.3	309219.4	3.646 mg/L	3.646 mg/L	12:53:48

Mean Data: 0607164-07

Analyte	Mean Corrected Intensity	Calib Conc. Units	Std.Dev.	Sample Conc. Units	Std.Dev.	RSD
Y 360.073	2463718.6				23332.50	0.95%
Ag 328.068†	154828.5	0.4930 mg/L	0.00144	0.4930 mg/L	0.00144	0.29%
Al 237.313†	524143.9	59.45 mg/L	0.081	59.45 mg/L	0.081	0.14%
As 188.979†	23.4	0.0468 mg/L	0.00450	0.0468 mg/L	0.00450	9.61%
B 182.528†	353.2	0.3072 mg/L	0.01229	0.3072 mg/L	0.01229	4.00%
Ba 233.527†	89382.4	0.4813 mg/L	0.00168	0.4813 mg/L	0.00168	0.35%
Be 313.107†	20236.2	0.0040 mg/L	0.00001	0.0040 mg/L	0.00001	0.31%
Ca 315.886†	8327293.1	58.22 mg/L	0.688	58.22 mg/L	0.688	1.18%
Cd 228.802†	2089.6	0.0187 mg/L	0.00004	0.0187 mg/L	0.00004	0.21%
Co 228.616†	4098.7	0.0482 mg/L	0.00025	0.0482 mg/L	0.00025	0.51%
Cr 267.716†	45275.7	0.3243 mg/L	0.00104	0.3243 mg/L	0.00104	0.32%
Cu 324.752†	1003722.5	3.800 mg/L	0.0004	3.800 mg/L	0.0004	0.01%
Fe 238.204†	19140552.0	140.5 mg/L	1.56	140.5 mg/L	1.56	1.11%
Fe 234.349†	6343029.1	157.7 mg/L	1.90	157.7 mg/L	1.90	1.21%
Mg 279.077†	328522.1	16.58 mg/L	0.021	16.58 mg/L	0.021	0.13%
Mn 257.610†	2516352.3	2.546 mg/L	0.0051	2.546 mg/L	0.0051	0.20%
Mo 202.031†	1.1	0.0099 mg/L	0.00032	0.0099 mg/L	0.00032	3.26%
Na 330.237†	6610.9	8.800 mg/L	0.0282	8.800 mg/L	0.0282	0.32%
Ni 231.604†	17713.6	0.3278 mg/L	0.00168	0.3278 mg/L	0.00168	0.51%
Pb 220.353†	112602.2	12.42 mg/L	0.039	12.42 mg/L	0.039	0.31%
Sb 206.836†	40.0	0.0055 mg/L	0.00283	0.0055 mg/L	0.00283	51.30%
Se 196.026†	-1.8	-0.0026 mg/L	0.00286	-0.0026 mg/L	0.00286	111.73%
Sn 189.927†	1253.3	0.4249 mg/L	0.00212	0.4249 mg/L	0.00212	0.50%
Ti 337.279†	1904703.8	2.833 mg/L	0.0045	2.833 mg/L	0.0045	0.16%
Tl 190.801†	-48.6	0.0023 mg/L	0.00169	0.0023 mg/L	0.00169	73.50%
V 292.402†	30970.9	0.1313 mg/L	0.00045	0.1313 mg/L	0.00045	0.34%
Zn 213.857†	310065.3	3.656 mg/L	0.0141	3.656 mg/L	0.0141	0.39%

Sequence No.: 43
 Sample ID: 0607164-08
 Analyst:
 Initial Sample Wt:
 Dilution:

Autosampler Location: 43
 Date Collected: 7/14/2006 12:55:46 PM
 Data Type: Original
 Initial Sample Vol:
 Sample Prep Vol:

Replicate Data: 0607164-08

Repl#	Analyte	Net Intensity	Corrected Intensity	Calib Conc. Units	Sample Conc. Units	Analysis Time
1	Y 360.073	2505566.6	2505566.6			12:57:41
1	Ag 328.068†	565270.3	517516.1	1.647 mg/L	1.647 mg/L	12:57:41
1	Al 237.313†	748654.4	685086.1	77.64 mg/L	77.64 mg/L	12:57:41
1	As 188.979†	53.0	55.0	0.0896 mg/L	0.0896 mg/L	12:58:01
1	B 182.528†	490.8	484.3	0.4214 mg/L	0.4214 mg/L	12:58:01
1	Ba 233.527†	594697.1	544191.9	2.938 mg/L	2.938 mg/L	12:57:41
1	Be 313.107†	66028.6	57960.4	0.0113 mg/L	0.0113 mg/L	12:57:41
1	Ca 315.886†	25936856.3	23726112.5	165.9 mg/L	165.9 mg/L	12:57:32
1	Cd 228.802†	8285.9	6899.5	0.0718 mg/L	0.0718 mg/L	12:58:01
1	Co 228.616†	4803.9	4613.4	0.0541 mg/L	0.0541 mg/L	12:58:01
1	Cr 267.716†	327072.4	297603.6	2.107 mg/L	2.107 mg/L	12:57:41
1	Cu 324.752†	6790924.7	6209912.7	23.50 mg/L	23.50 mg/L	12:57:32
1	Fe 238.204†	27286563.6	24964178.3	183.2 mg/L	183.2 mg/L	12:57:32
1	Fe 234.349†	9483822.6	8676198.1	215.7 mg/L	215.7 mg/L	12:57:32
1	Mg 279.077†	509871.1	467495.6	23.61 mg/L	23.61 mg/L	12:57:41

1	Mn 257.610†	2677308.0	2447859.4	2.479 mg/L	2.479 mg/L	12:57:41
1	Mo 202.031†	564.5	440.6	0.0512 mg/L	0.0512 mg/L	12:58:01
1	Na 330.237†	15569.5	12061.3	14.91 mg/L	14.91 mg/L	12:57:41
1	Ni 231.604†	71049.3	65110.0	1.211 mg/L	1.211 mg/L	12:57:41
1	Pb 220.353†	343503.3	314381.5	34.67 mg/L	34.67 mg/L	12:57:41
1	Sb 206.836†	298.7	151.4	0.0116 mg/L	0.0116 mg/L	12:58:01
1	Se 196.026†	-9.6	-3.7	-0.0054 mg/L	-0.0054 mg/L	12:58:01
1	Sn 189.927†	4414.8	3968.4	1.341 mg/L	1.341 mg/L	12:58:01
1	Ti 337.279†	2089549.1	1911179.3	2.843 mg/L	2.843 mg/L	12:57:41
1	Tl 190.801†	-72.9	-44.5	0.0027 mg/L	0.0027 mg/L	12:58:01
1	V 292.402†	100541.1	90307.6	0.3984 mg/L	0.3984 mg/L	12:57:41
1	Zn 213.857†	1142834.9	1044369.8	12.31 mg/L	12.31 mg/L	12:57:41
2	Y 360.073	2490593.1	2490593.1			12:58:27
2	Ag 328.068†	551877.1	508297.6	1.618 mg/L	1.618 mg/L	12:58:27
2	Al 237.313†	744575.2	685449.5	77.66 mg/L	77.66 mg/L	12:58:27
2	As 188.979†	52.7	55.0	0.0896 mg/L	0.0896 mg/L	12:58:47
2	B 182.528†	497.1	492.7	0.4288 mg/L	0.4288 mg/L	12:58:47
2	Ba 233.527†	592164.3	545131.9	2.943 mg/L	2.943 mg/L	12:58:27
2	Be 313.107†	65772.5	58087.8	0.0113 mg/L	0.0113 mg/L	12:58:27
2	Ca 315.886†	26141884.9	24057508.9	168.2 mg/L	168.2 mg/L	12:58:18
2	Cd 228.802†	8228.7	6892.4	0.0717 mg/L	0.0717 mg/L	12:58:47
2	Co 228.616†	4777.3	4615.4	0.0541 mg/L	0.0541 mg/L	12:58:47
2	Cr 267.716†	325643.8	298087.7	2.110 mg/L	2.110 mg/L	12:58:27
2	Cu 324.752†	6846084.0	6298040.8	23.83 mg/L	23.83 mg/L	12:58:18
2	Fe 238.204†	27441727.7	25257100.3	185.4 mg/L	185.4 mg/L	12:58:18
2	Fe 234.349†	9550300.2	8789557.5	218.5 mg/L	218.5 mg/L	12:58:18
2	Mg 279.077†	507842.0	468432.5	23.66 mg/L	23.66 mg/L	12:58:27
2	Mn 257.610†	2665991.4	2452170.2	2.483 mg/L	2.483 mg/L	12:58:27
2	Mo 202.031†	557.4	437.2	0.0511 mg/L	0.0511 mg/L	12:58:47
2	Na 330.237†	15592.1	12167.8	15.04 mg/L	15.04 mg/L	12:58:27
2	Ni 231.604†	70844.3	65312.1	1.215 mg/L	1.215 mg/L	12:58:27
2	Pb 220.353†	342735.5	315564.3	34.80 mg/L	34.80 mg/L	12:58:27
2	Sb 206.836†	306.0	159.7	0.0137 mg/L	0.0137 mg/L	12:58:47
2	Se 196.026†	-3.4	2.0	0.0031 mg/L	0.0031 mg/L	12:58:47
2	Sn 189.927†	4372.2	3953.5	1.336 mg/L	1.336 mg/L	12:58:47
2	Ti 337.279†	2080752.5	1914576.5	2.848 mg/L	2.848 mg/L	12:58:27
2	Tl 190.801†	-71.3	-43.4	0.0036 mg/L	0.0036 mg/L	12:58:47
2	V 292.402†	100027.1	90387.5	0.3987 mg/L	0.3987 mg/L	12:58:27
2	Zn 213.857†	1140810.5	1048793.0	12.36 mg/L	12.36 mg/L	12:58:27

Mean Data: 0607164-08

Analyte	Mean Corrected Intensity	Calib Conc. Units	Std.Dev.	Sample Conc. Units	Std.Dev.	RSD
Y 360.073	2498079.8				10587.85	0.42%
Ag 328.068†	512906.8	1.633 mg/L	0.0207	1.633 mg/L	0.0207	1.27%
Al 237.313†	685267.8	77.65 mg/L	0.016	77.65 mg/L	0.016	0.02%
As 188.979†	55.0	0.0896 mg/L	0.00003	0.0896 mg/L	0.00003	0.03%
B 182.528†	488.5	0.4251 mg/L	0.00522	0.4251 mg/L	0.00522	1.23%
Ba 233.527†	544661.9	2.941 mg/L	0.0036	2.941 mg/L	0.0036	0.12%
Be 313.107†	58024.1	0.0113 mg/L	0.00002	0.0113 mg/L	0.00002	0.20%
Ca 315.886†	23891810.7	167.1 mg/L	1.64	167.1 mg/L	1.64	0.98%
Cd 228.802†	6896.0	0.0717 mg/L	0.00010	0.0717 mg/L	0.00010	0.14%
Co 228.616†	4614.4	0.0541 mg/L	0.00001	0.0541 mg/L	0.00001	0.02%
Cr 267.716†	297845.7	2.108 mg/L	0.0025	2.108 mg/L	0.0025	0.12%
Cu 324.752†	6253976.7	23.67 mg/L	0.236	23.67 mg/L	0.236	1.00%
Fe 238.204†	25110639.3	184.3 mg/L	1.52	184.3 mg/L	1.52	0.82%
Fe 234.349†	8732877.8	217.1 mg/L	1.99	217.1 mg/L	1.99	0.92%
Mg 279.077†	467964.1	23.64 mg/L	0.030	23.64 mg/L	0.030	0.13%
Mn 257.610†	2450014.8	2.481 mg/L	0.0031	2.481 mg/L	0.0031	0.13%
Mo 202.031†	438.9	0.0512 mg/L	0.00006	0.0512 mg/L	0.00006	0.12%
Na 330.237†	12114.6	14.97 mg/L	0.095	14.97 mg/L	0.095	0.63%
Ni 231.604†	65211.0	1.213 mg/L	0.0027	1.213 mg/L	0.0027	0.22%
Pb 220.353†	314972.9	34.74 mg/L	0.092	34.74 mg/L	0.092	0.27%
Sb 206.836†	155.6	0.0126 mg/L	0.00146	0.0126 mg/L	0.00146	11.54%
Se 196.026†	-0.9	-0.0012 mg/L	0.00599	-0.0012 mg/L	0.00599	516.97%
Sn 189.927†	3961.0	1.338 mg/L	0.0036	1.338 mg/L	0.0036	0.27%
Ti 337.279†	1912877.9	2.845 mg/L	0.0036	2.845 mg/L	0.0036	0.13%
Tl 190.801†	-43.9	0.0032 mg/L	0.00067	0.0032 mg/L	0.00067	21.15%
V 292.402†	90347.6	0.3986 mg/L	0.00026	0.3986 mg/L	0.00026	0.06%
Zn 213.857†	1046581.4	12.33 mg/L	0.037	12.33 mg/L	0.037	0.30%

Sequence No.: 44
 Sample ID: 0607164-09
 Analyst:
 Initial Sample Wt:
 Dilution:

Autosampler Location: 44
 Date Collected: 7/14/2006 1:00:26 PM
 Data Type: Original
 Initial Sample Vol:
 Sample Prep Vol:

Replicate Data: 0607164-09

Repl#	Analyte	Net Intensity	Corrected Intensity	Calib. Conc. Units	Sample Conc. Units	Analysis Time
1	Y 360.073	2497380.1	2497380.1			13:02:31
1	Ag 328.068†	709891.6	651969.4	2.075 mg/L	2.075 mg/L	13:02:37
1	Al 237.313†	613064.9	562864.6	62.56 mg/L	62.56 mg/L	13:02:37
1	As 188.979†	77.0	77.2	0.1262 mg/L	0.1262 mg/L	13:02:57
1	B 182.528†	204.5	222.9	0.1936 mg/L	0.1936 mg/L	13:02:57
1	Ba 233.527†	300474.1	275888.1	1.489 mg/L	1.489 mg/L	13:02:37
1	Be 313.107†	140865.5	126856.3	0.0245 mg/L	0.0245 mg/L	13:02:37
1	Ca 315.886†	21385755.7	19626137.5	137.2 mg/L	137.2 mg/L	13:02:23
1	Cd 228.802†	11952.3	10290.0	0.1072 mg/L	0.1072 mg/L	13:02:57
1	Co 228.616†	6979.2	6624.7	0.0798 mg/L	0.0798 mg/L	13:02:57
1	Cr 267.716†	391616.2	357833.8	2.538 mg/L	2.538 mg/L	13:02:37
1	Cu 324.752†	10576167.2	9705013.7	36.72 mg/L	36.72 mg/L	13:02:23
1	Fe 238.204†	40239558.5	36936458.7	271.1 mg/L	271.1 mg/L	13:02:23
1	Fe 234.349†	15502215.1	14229337.1	353.8 mg/L	353.8 mg/L	13:02:23
1	Mg 279.077†	471495.4	433797.1	21.60 mg/L	21.60 mg/L	13:02:37
1	Mn 257.610†	3686816.2	3382586.0	3.428 mg/L	3.428 mg/L	13:02:31
1	Mo 202.031†	461.2	347.4	0.0530 mg/L	0.0530 mg/L	13:02:57
1	Na 330.237†	9090.7	6160.6	8.293 mg/L	8.293 mg/L	13:02:37
1	Ni 231.604†	66152.1	60827.5	1.131 mg/L	1.131 mg/L	13:02:37
1	Pb 220.353†	298692.1	274276.5	30.24 mg/L	30.24 mg/L	13:02:37
1	Sb 206.836†	313.1	165.5	0.0100 mg/L	0.0100 mg/L	13:02:57
1	Se 196.026†	-19.0	-12.4	-0.0182 mg/L	-0.0182 mg/L	13:02:57
1	Sn 189.927†	4250.9	3831.2	1.297 mg/L	1.297 mg/L	13:02:57
1	Ti 337.279†	2801086.8	2570615.6	3.824 mg/L	3.824 mg/L	13:02:31
1	Tl 190.801†	-126.6	-94.0	-0.0199 mg/L	-0.0199 mg/L	13:02:57
1	V 292.402†	96358.0	86769.2	0.3856 mg/L	0.3856 mg/L	13:02:37
1	Zn 213.857†	1425396.4	1307180.0	15.40 mg/L	15.40 mg/L	13:02:31
2	Y 360.073	2474533.4	2474533.4			13:03:33
2	Ag 328.068†	709154.2	657302.8	2.092 mg/L	2.092 mg/L	13:03:39
2	Al 237.313†	616073.5	570847.9	63.45 mg/L	63.45 mg/L	13:03:39
2	As 188.979†	81.2	81.7	0.1324 mg/L	0.1324 mg/L	13:03:59
2	B 182.528†	205.7	225.7	0.1961 mg/L	0.1961 mg/L	13:03:59
2	Ba 233.527†	301855.7	279714.8	1.509 mg/L	1.509 mg/L	13:03:39
2	Be 313.107†	141546.5	128681.0	0.0248 mg/L	0.0248 mg/L	13:03:39
2	Ca 315.886†	21498588.1	19911922.9	139.2 mg/L	139.2 mg/L	13:03:25
2	Cd 228.802†	11954.5	10393.3	0.1083 mg/L	0.1083 mg/L	13:03:59
2	Co 228.616†	7025.2	6726.5	0.0812 mg/L	0.0812 mg/L	13:03:59
2	Cr 267.716†	393498.9	362897.0	2.574 mg/L	2.574 mg/L	13:03:39
2	Cu 324.752†	10621513.9	9836662.0	37.22 mg/L	37.22 mg/L	13:03:25
2	Fe 238.204†	40406675.3	37432328.7	274.8 mg/L	274.8 mg/L	13:03:25
2	Fe 234.349†	15575567.7	14428681.4	358.8 mg/L	358.8 mg/L	13:03:25
2	Mg 279.077†	473967.0	440083.0	21.91 mg/L	21.91 mg/L	13:03:39
2	Mn 257.610†	3658885.7	3387957.2	3.434 mg/L	3.434 mg/L	13:03:33
2	Mo 202.031†	460.6	350.9	0.0536 mg/L	0.0536 mg/L	13:03:59
2	Na 330.237†	9106.2	6252.1	8.418 mg/L	8.418 mg/L	13:03:39
2	Ni 231.604†	66482.5	61694.3	1.147 mg/L	1.147 mg/L	13:03:39
2	Pb 220.353†	300351.5	278345.4	30.69 mg/L	30.69 mg/L	13:03:39
2	Sb 206.836†	314.9	169.8	0.0106 mg/L	0.0106 mg/L	13:03:59
2	Se 196.026†	-11.8	-5.9	-0.0086 mg/L	-0.0086 mg/L	13:03:59
2	Sn 189.927†	4260.9	3876.5	1.312 mg/L	1.312 mg/L	13:03:59
2	Ti 337.279†	2770607.5	2566118.6	3.817 mg/L	3.817 mg/L	13:03:33
2	Tl 190.801†	-123.6	-92.3	-0.0186 mg/L	-0.0186 mg/L	13:03:59
2	V 292.402†	96590.5	87801.3	0.3903 mg/L	0.3903 mg/L	13:03:39
2	Zn 213.857†	1416460.2	1310981.9	15.45 mg/L	15.45 mg/L	13:03:33

Mean Data: 0607164-09

Analyte	Mean Corrected Intensity	Calib Conc. Units	Std.Dev.	Sample Conc. Units	Std.Dev.	RSD
---------	--------------------------	-------------------	----------	--------------------	----------	-----

Y 360.073	2485956.7					16155.11	0.65%
Ag 328.068†	654636.1	2.084 mg/L	0.0120	2.084 mg/L		0.0120	0.58%
Al 237.313†	566856.3	63.00 mg/L	0.628	63.00 mg/L		0.628	1.00%
As 188.979†	79.4	0.1293 mg/L	0.00444	0.1293 mg/L		0.00444	3.43%
B 182.528†	224.3	0.1949 mg/L	0.00175	0.1949 mg/L		0.00175	0.90%
Ba 233.527†	277801.5	1.499 mg/L	0.0146	1.499 mg/L		0.0146	0.98%
Be 313.107†	127768.7	0.0247 mg/L	0.00025	0.0247 mg/L		0.00025	1.02%
Ca 315.886†	19769030.2	138.2 mg/L	1.41	138.2 mg/L		1.41	1.02%
Cd 228.802†	10341.7	0.1077 mg/L	0.00074	0.1077 mg/L		0.00074	0.69%
Co 228.616†	6675.6	0.0805 mg/L	0.00099	0.0805 mg/L		0.00099	1.23%
Cr 267.716†	360365.4	2.556 mg/L	0.0254	2.556 mg/L		0.0254	0.99%
Cu 324.752†	9770837.9	36.97 mg/L	0.352	36.97 mg/L		0.352	0.95%
Fe 238.204†	37184393.7	272.9 mg/L	2.57	272.9 mg/L		2.57	0.94%
Fe 234.349†	14329009.2	356.3 mg/L	3.50	356.3 mg/L		3.50	0.98%
Mg 279.077†	436940.0	21.75 mg/L	0.221	21.75 mg/L		0.221	1.02%
Mn 257.610†	3385271.6	3.431 mg/L	0.0040	3.431 mg/L		0.0040	0.12%
Mo 202.031†	349.1	0.0533 mg/L	0.00045	0.0533 mg/L		0.00045	0.85%
Na 330.237†	6206.3	8.356 mg/L	0.0887	8.356 mg/L		0.0887	1.06%
Ni 231.604†	61260.9	1.139 mg/L	0.0114	1.139 mg/L		0.0114	1.00%
Pb 220.353†	276310.9	30.47 mg/L	0.317	30.47 mg/L		0.317	1.04%
Sb 206.836†	167.7	0.0103 mg/L	0.00045	0.0103 mg/L		0.00045	4.39%
Se 196.026†	-9.1	-0.0134 mg/L	0.00682	-0.0134 mg/L		0.00682	50.93%
Sn 189.927†	3853.9	1.304 mg/L	0.0108	1.304 mg/L		0.0108	0.83%
Ti 337.279†	2568367.1	3.821 mg/L	0.0047	3.821 mg/L		0.0047	0.12%
Tl 190.801†	-93.2	-0.0193 mg/L	0.00094	-0.0193 mg/L		0.00094	4.86%
V 292.402†	87285.3	0.3879 mg/L	0.00331	0.3879 mg/L		0.00331	0.85%
Zn 213.857†	1309081.0	15.43 mg/L	0.031	15.43 mg/L		0.031	0.20%

Sequence No.: 45
Sample ID: 0607164-10
Analyst:
Initial Sample Wt:
Dilution:

Autosampler Location: 45
Date Collected: 7/14/2006 1:05:37 PM
Data Type: Original
Initial Sample Vol:
Sample Prep Vol:

Replicate Data: 0607164-10

Repl#	Analyte	Net Intensity	Corrected Intensity	Calib. Conc. Units	Sample Conc. Units	Analysis Time
1	Y 360.073	2483246.3	2483246.3			13:07:15
1	Ag 328.068†	32.0	340.8	0.0013 mg/L	0.0013 mg/L	13:07:20
1	Al 237.313†	457581.2	422526.2	48.55 mg/L	48.55 mg/L	13:07:15
1	As 188.979†	-8.5	-1.4	0.0086 mg/L	0.0086 mg/L	13:07:40
1	B 182.528†	90.1	118.4	0.1026 mg/L	0.1026 mg/L	13:07:40
1	Ba 233.527†	26134.8	24189.9	0.1292 mg/L	0.1292 mg/L	13:07:20
1	Be 313.107†	15960.0	12280.4	0.0022 mg/L	0.0022 mg/L	13:07:20
1	Ca 315.886†	1000576.4	918414.0	6.397 mg/L	6.397 mg/L	13:07:15
1	Cd 228.802†	793.7	50.9	-0.0017 mg/L	-0.0017 mg/L	13:07:40
1	Co 228.616†	852.8	1005.3	0.0069 mg/L	0.0069 mg/L	13:07:40
1	Cr 267.716†	10223.9	7781.0	0.0546 mg/L	0.0546 mg/L	13:07:20
1	Cu 324.752†	51921.4	44359.5	0.1701 mg/L	0.1701 mg/L	13:07:20
1	Fe 238.204†	5629426.0	5194861.8	38.12 mg/L	38.12 mg/L	13:07:15
1	Fe 234.349†	1701079.3	1569217.7	39.01 mg/L	39.01 mg/L	13:07:15
1	Mg 279.077†	126691.0	117939.4	5.982 mg/L	5.982 mg/L	13:07:20
1	Mn 257.610†	546368.0	502608.4	0.5058 mg/L	0.5058 mg/L	13:07:15
1	Mo 202.031†	108.7	24.5	0.0035 mg/L	0.0035 mg/L	13:07:40
1	Na 330.237†	6352.0	3679.8	5.073 mg/L	5.073 mg/L	13:07:20
1	Ni 231.604†	1880.0	1837.6	0.0321 mg/L	0.0321 mg/L	13:07:40
1	Pb 220.353†	1243.8	1234.8	0.1390 mg/L	0.1390 mg/L	13:07:40
1	Sb 206.836†	134.9	2.7	-0.0006 mg/L	-0.0006 mg/L	13:07:40
1	Se 196.026†	-1.5	3.7	0.0055 mg/L	0.0055 mg/L	13:07:40
1	Sn 189.927†	112.7	33.0	0.0120 mg/L	0.0120 mg/L	13:07:40
1	Ti 337.279†	1606282.3	1482215.3	2.204 mg/L	2.204 mg/L	13:07:15
1	Tl 190.801†	-25.9	-1.7	0.0092 mg/L	0.0092 mg/L	13:07:40
1	V 292.402†	20892.9	17603.8	0.0727 mg/L	0.0727 mg/L	13:07:20
1	Zn 213.857†	13327.4	11014.9	0.1295 mg/L	0.1295 mg/L	13:07:20
2	Y 360.073	2502449.7	2502449.7			13:07:50
2	Ag 328.068†	-32.7	281.4	0.0011 mg/L	0.0011 mg/L	13:07:55
2	Al 237.313†	460933.8	422355.9	48.53 mg/L	48.53 mg/L	13:07:50
2	As 188.979†	-7.6	-0.5	0.0099 mg/L	0.0099 mg/L	13:08:15
2	B 182.528†	85.2	113.2	0.0981 mg/L	0.0981 mg/L	13:08:15

2	Ba 233.527†	25979.8	23862.8	0.1274 mg/L	0.1274 mg/L	13:07:55
2	Be 313.107†	15782.8	12004.9	0.0021 mg/L	0.0021 mg/L	13:07:55
2	Ca 315.886†	1008983.4	919027.2	6.402 mg/L	6.402 mg/L	13:07:50
2	Cd 228.802†	817.5	67.0	-0.0015 mg/L	-0.0015 mg/L	13:08:15
2	Co 228.616†	882.5	1026.5	0.0072 mg/L	0.0072 mg/L	13:08:15
2	Cr 267.716†	10146.9	7638.1	0.0536 mg/L	0.0536 mg/L	13:07:55
2	Cu 324.752†	45817.0	38399.4	0.1475 mg/L	0.1475 mg/L	13:07:55
2	Fe 238.204†	5670956.6	5193027.1	38.11 mg/L	38.11 mg/L	13:07:50
2	Fe 234.349†	1713700.5	1568729.0	39.00 mg/L	39.00 mg/L	13:07:50
2	Mg 279.077†	125939.7	116353.7	5.901 mg/L	5.901 mg/L	13:07:55
2	Mn 257.610†	550678.4	502686.4	0.5059 mg/L	0.5059 mg/L	13:07:50
2	Mo 202.031†	103.5	18.9	0.0030 mg/L	0.0030 mg/L	13:08:15
2	Na 330.237†	6323.0	3608.2	4.989 mg/L	4.989 mg/L	13:07:55
2	Ni 231.604†	1879.7	1824.0	0.0318 mg/L	0.0318 mg/L	13:08:15
2	Pb 220.353†	1207.9	1193.1	0.1344 mg/L	0.1344 mg/L	13:08:15
2	Sb 206.836†	135.7	2.4	-0.0007 mg/L	-0.0007 mg/L	13:08:15
2	Se 196.026†	-5.4	0.1	0.0003 mg/L	0.0003 mg/L	13:08:15
2	Sn 189.927†	117.6	36.7	0.0132 mg/L	0.0132 mg/L	13:08:15
2	Ti 337.279†	1613042.9	1477029.1	2.197 mg/L	2.197 mg/L	13:07:50
2	Tl 190.801†	-34.7	-9.6	0.0031 mg/L	0.0031 mg/L	13:08:15
2	V 292.402†	20761.5	17335.4	0.0716 mg/L	0.0716 mg/L	13:07:55
2	Zn 213.857†	12743.6	10385.6	0.1221 mg/L	0.1221 mg/L	13:07:55

Mean Data: 0607164-10

Analyte	Mean Corrected Intensity	Calib Conc. Units	Std.Dev.	Sample Conc. Units	Std.Dev.	RSD
Y 360.073	2492848.0				13578.86	0.54%
Ag 328.068†	311.1	0.0012 mg/L	0.00013	0.0012 mg/L	0.00013	11.08%
Al 237.313†	422441.1	48.54 mg/L	0.014	48.54 mg/L	0.014	0.03%
As 188.979†	-0.9	0.0093 mg/L	0.00087	0.0093 mg/L	0.00087	9.43%
B 182.528†	115.8	0.1003 mg/L	0.00319	0.1003 mg/L	0.00319	3.18%
Ba 233.527†	24026.3	0.1283 mg/L	0.00125	0.1283 mg/L	0.00125	0.97%
Be 313.107†	12142.6	0.0021 mg/L	0.00004	0.0021 mg/L	0.00004	1.69%
Ca 315.886†	918720.6	6.399 mg/L	0.0030	6.399 mg/L	0.0030	0.05%
Cd 228.802†	59.0	-0.0016 mg/L	0.00013	-0.0016 mg/L	0.00013	7.87%
Co 228.616†	1015.9	0.0071 mg/L	0.00022	0.0071 mg/L	0.00022	3.08%
Cr 267.716†	7709.5	0.0541 mg/L	0.00071	0.0541 mg/L	0.00071	1.32%
Cu 324.752†	41379.4	0.1588 mg/L	0.01595	0.1588 mg/L	0.01595	10.04%
Fe 238.204†	5193944.4	38.11 mg/L	0.010	38.11 mg/L	0.010	0.02%
Fe 234.349†	1568973.3	39.01 mg/L	0.009	39.01 mg/L	0.009	0.02%
Mg 279.077†	117146.6	5.942 mg/L	0.0577	5.942 mg/L	0.0577	0.97%
Mn 257.610†	502647.4	0.5059 mg/L	0.00006	0.5059 mg/L	0.00006	0.01%
Mo 202.031†	21.7	0.0033 mg/L	0.00033	0.0033 mg/L	0.00033	10.19%
Na 330.237†	3644.0	5.031 mg/L	0.0596	5.031 mg/L	0.0596	1.19%
Ni 231.604†	1830.8	0.0319 mg/L	0.00018	0.0319 mg/L	0.00018	0.56%
Pb 220.353†	1214.0	0.1367 mg/L	0.00326	0.1367 mg/L	0.00326	2.38%
Sb 206.836†	2.6	-0.0007 mg/L	0.00003	-0.0007 mg/L	0.00003	4.69%
Se 196.026†	1.9	0.0029 mg/L	0.00369	0.0029 mg/L	0.00369	126.03%
Sn 189.927†	34.9	0.0126 mg/L	0.00087	0.0126 mg/L	0.00087	6.87%
Ti 337.279†	1479622.2	2.200 mg/L	0.0055	2.200 mg/L	0.0055	0.25%
Tl 190.801†	-5.6	0.0062 mg/L	0.00435	0.0062 mg/L	0.00435	70.65%
V 292.402†	17469.6	0.0722 mg/L	0.00081	0.0722 mg/L	0.00081	1.13%
Zn 213.857†	10700.2	0.1258 mg/L	0.00525	0.1258 mg/L	0.00525	4.17%

Sequence No.: 46
 Sample ID: BG61321-DUP2
 Analyst:
 Initial Sample Wt:
 Dilution:

Autosampler Location: 46
 Date Collected: 7/14/2006 1:09:55 PM
 Data Type: Original
 Initial Sample Vol:
 Sample Prep Vol:

Replicate Data: BG61321-DUP2

Repl#	Analyte	Net Intensity	Corrected Intensity	Calib. Conc. Units	Sample Conc. Units	Analysis Time
1	Y 360.073	2466531.6	2466531.6			13:11:32
1	Ag 328.068†	-80.6	236.4	0.0010 mg/L	0.0010 mg/L	13:11:37
1	Al 237.313†	429748.7	399520.1	45.86 mg/L	45.86 mg/L	13:11:37
1	As 188.979†	-14.0	-6.5	0.0034 mg/L	0.0034 mg/L	13:11:57
1	B 182.528†	65.1	95.7	0.0828 mg/L	0.0828 mg/L	13:11:57

1	Ba	233.527†	27375.3	25506.4	0.1363 mg/L	0.1363 mg/L	13:11:37
1	Be	313.107†	15164.1	11640.5	0.0020 mg/L	0.0020 mg/L	13:11:37
1	Ca	315.886†	989843.3	914697.8	6.371 mg/L	6.371 mg/L	13:11:32
1	Cd	228.802†	809.6	70.6	-0.0016 mg/L	-0.0016 mg/L	13:11:57
1	Co	228.616†	904.2	1058.4	0.0071 mg/L	0.0071 mg/L	13:11:57
1	Cr	267.716†	9311.6	6997.1	0.0493 mg/L	0.0493 mg/L	13:11:37
1	Cu	324.752†	31654.4	25847.2	0.1001 mg/L	0.1001 mg/L	13:11:37
1	Fe	238.204†	6219048.1	5778103.8	42.40 mg/L	42.40 mg/L	13:11:32
1	Fe	234.349†	1881546.0	1747594.5	43.45 mg/L	43.45 mg/L	13:11:32
1	Mg	279.077†	131251.8	122971.1	6.232 mg/L	6.232 mg/L	13:11:37
1	Mn	257.610†	603073.3	558731.1	0.5627 mg/L	0.5627 mg/L	13:11:32
1	Mo	202.031†	88.3	6.2	0.0022 mg/L	0.0022 mg/L	13:11:57
1	Na	330.237†	6757.9	4096.8	5.589 mg/L	5.589 mg/L	13:11:37
1	Ni	231.604†	1591.1	1580.9	0.0273 mg/L	0.0273 mg/L	13:11:57
1	Pb	220.353†	800.2	830.3	0.0942 mg/L	0.0942 mg/L	13:11:57
1	Sb	206.836†	123.2	-7.4	-0.0031 mg/L	-0.0031 mg/L	13:11:57
1	Se	196.026†	-7.5	-1.9	-0.0027 mg/L	-0.0027 mg/L	13:11:57
1	Sn	189.927†	112.4	33.5	0.0128 mg/L	0.0128 mg/L	13:11:57
1	Ti	337.279†	1815672.1	1686881.6	2.509 mg/L	2.509 mg/L	13:11:32
1	Tl	190.801†	-35.1	-10.4	0.0042 mg/L	0.0042 mg/L	13:11:57
1	V	292.402†	17918.6	14970.0	0.0612 mg/L	0.0612 mg/L	13:11:37
1	Zn	213.857†	12699.5	10514.6	0.1240 mg/L	0.1240 mg/L	13:11:57
2	Y	360.073	2472217.8	2472217.8			13:12:06
2	Ag	328.068†	-43.7	270.8	0.0011 mg/L	0.0011 mg/L	13:12:12
2	Al	237.313†	424309.3	393557.3	45.17 mg/L	45.17 mg/L	13:12:12
2	As	188.979†	-12.7	-5.2	0.0051 mg/L	0.0051 mg/L	13:12:32
2	B	182.528†	68.4	98.6	0.0853 mg/L	0.0853 mg/L	13:12:32
2	Ba	233.527†	27165.1	25252.9	0.1349 mg/L	0.1349 mg/L	13:12:12
2	Be	313.107†	15060.9	11512.4	0.0020 mg/L	0.0020 mg/L	13:12:12
2	Ca	315.886†	993508.9	915980.9	6.380 mg/L	6.380 mg/L	13:12:06
2	Cd	228.802†	804.6	64.2	-0.0017 mg/L	-0.0017 mg/L	13:12:32
2	Co	228.616†	917.2	1068.5	0.0072 mg/L	0.0072 mg/L	13:12:32
2	Cr	267.716†	9192.6	6866.8	0.0484 mg/L	0.0484 mg/L	13:12:12
2	Cu	324.752†	29533.4	23812.6	0.0924 mg/L	0.0924 mg/L	13:12:12
2	Fe	238.204†	6233457.7	5778171.2	42.40 mg/L	42.40 mg/L	13:12:06
2	Fe	234.349†	1884700.1	1746497.1	43.42 mg/L	43.42 mg/L	13:12:06
2	Mg	279.077†	129928.0	121463.0	6.155 mg/L	6.155 mg/L	13:12:12
2	Mn	257.610†	604076.7	558372.4	0.5624 mg/L	0.5624 mg/L	13:12:06
2	Mo	202.031†	96.6	13.7	0.0029 mg/L	0.0029 mg/L	13:12:32
2	Na	330.237†	6743.5	4069.0	5.556 mg/L	5.556 mg/L	13:12:12
2	Ni	231.604†	1577.2	1564.6	0.0270 mg/L	0.0270 mg/L	13:12:32
2	Pb	220.353†	813.2	840.7	0.0953 mg/L	0.0953 mg/L	13:12:32
2	Sb	206.836†	125.3	-5.7	-0.0027 mg/L	-0.0027 mg/L	13:12:32
2	Se	196.026†	-7.7	-2.0	-0.0029 mg/L	-0.0029 mg/L	13:12:32
2	Sn	189.927†	113.0	33.8	0.0130 mg/L	0.0130 mg/L	13:12:32
2	Ti	337.279†	1817034.6	1684263.5	2.505 mg/L	2.505 mg/L	13:12:06
2	Tl	190.801†	-39.6	-14.5	0.0010 mg/L	0.0010 mg/L	13:12:32
2	V	292.402†	17715.5	14743.4	0.0602 mg/L	0.0602 mg/L	13:12:12
2	Zn	213.857†	12612.5	10406.8	0.1227 mg/L	0.1227 mg/L	13:12:32

Mean Data: BG61321-DUP2

Analyte	Mean Corrected		Calib Conc. Units	Std.Dev.	Sample		
	Intensity				Conc. Units	Std.Dev.	RSD
Y 360.073	2469374.7						
Ag 328.068†	253.6	0.0010 mg/L	0.00008	0.0010 mg/L	4020.71	0.00008	0.16%
Al 237.313†	396538.7	45.51 mg/L	0.487	45.51 mg/L	0.487	0.487	1.07%
As 188.979†	-5.9	0.0042 mg/L	0.00120	0.0042 mg/L	0.00120	0.00120	28.32%
B 182.528†	97.1	0.0841 mg/L	0.00176	0.0841 mg/L	0.00176	0.00176	2.10%
Ba 233.527†	25379.6	0.1356 mg/L	0.00097	0.1356 mg/L	0.00097	0.00097	0.71%
Be 313.107†	11576.4	0.0020 mg/L	0.00002	0.0020 mg/L	0.00002	0.00002	0.83%
Ca 315.886†	915339.4	6.376 mg/L	0.0063	6.376 mg/L	0.0063	0.0063	0.10%
Cd 228.802†	67.4	-0.0017 mg/L	0.00005	-0.0017 mg/L	0.00005	0.00005	3.25%
Co 228.616†	1063.5	0.0071 mg/L	0.00011	0.0071 mg/L	0.00011	0.00011	1.47%
Cr 267.716†	6931.9	0.0488 mg/L	0.00065	0.0488 mg/L	0.00065	0.00065	1.33%
Cu 324.752†	24829.9	0.0963 mg/L	0.00544	0.0963 mg/L	0.00544	0.00544	5.65%
Fe 238.204†	5778137.5	42.40 mg/L	0.000	42.40 mg/L	0.000	0.000	0.00%
Fe 234.349†	1747045.8	43.43 mg/L	0.019	43.43 mg/L	0.019	0.019	0.04%
Mg 279.077†	122217.0	6.194 mg/L	0.0548	6.194 mg/L	0.0548	0.0548	0.89%
Mn 257.610†	558551.8	0.5625 mg/L	0.00026	0.5625 mg/L	0.00026	0.00026	0.05%
Mo 202.031†	9.9	0.0026 mg/L	0.00045	0.0026 mg/L	0.00045	0.00045	17.50%

Na 330.237†	4082.9	5.572 mg/L	0.0233	5.572 mg/L	0.0233	0.42%
Ni 231.604†	1572.7	0.0271 mg/L	0.00021	0.0271 mg/L	0.00021	0.79%
Pb 220.353†	835.5	0.0947 mg/L	0.00077	0.0947 mg/L	0.00077	0.81%
Sb 206.836†	-6.6	-0.0029 mg/L	0.00030	-0.0029 mg/L	0.00030	10.43%
Se 196.026†	-2.0	-0.0028 mg/L	0.00011	-0.0028 mg/L	0.00011	3.92%
Sn 189.927†	33.7	0.0129 mg/L	0.00009	0.0129 mg/L	0.00009	0.66%
Ti 337.279†	1685572.5	2.507 mg/L	0.0028	2.507 mg/L	0.0028	0.11%
Tl 190.801†	-12.4	0.0026 mg/L	0.00227	0.0026 mg/L	0.00227	87.70%
V 292.402†	14856.7	0.0607 mg/L	0.00069	0.0607 mg/L	0.00069	1.13%
Zn 213.857†	10460.7	0.1233 mg/L	0.00090	0.1233 mg/L	0.00090	0.73%

Duplicate Check: BG61321-DUP2

Analyte	Expected Conc.	Measured Conc.	Std. Dev.	Units	Difference (%)
Y 360.073			0.000	mg/L	Not calculated
Ag 328.068	0.0012	0.0010	0.000	mg/L	16.7
Al 237.313	48.54	45.51	0.487	mg/L	6.4
As 188.979	0.0093	0.0042	0.001	mg/L	74.3
B 182.528	0.1003	0.0841	0.002	mg/L	17.6
Ba 233.527	0.1283	0.1356	0.001	mg/L	5.5
Be 313.107	0.0021	0.0020	0.000	mg/L	4.9
Ca 315.886	6.399	6.376	0.006	mg/L	0.4
Cd 228.802	-0.0016	-0.0017	0.000	mg/L	-2.3
Co 228.616	0.0071	0.0071	0.000	mg/L	0.6
Cr 267.716	0.0541	0.0488	0.001	mg/L	10.3
Cu 324.752	0.1588	0.0963	0.005	mg/L	49.0
Fe 238.204	38.11	42.40	0.000	mg/L	10.7
Fe 234.349	39.01	43.43	0.019	mg/L	10.7
Mg 279.077	5.942	6.194	0.055	mg/L	4.2
Mn 257.610	0.5059	0.5625	0.000	mg/L	10.6
Mo 202.031	0.0033	0.0026	0.000	mg/L	23.8
Na 330.237	5.031	5.572	0.023	mg/L	10.2
Ni 231.604	0.0319	0.0271	0.000	mg/L	16.3
Pb 220.353	0.1367	0.0947	0.001	mg/L	36.2
Sb 206.836	-0.0007	-0.0029	0.000	mg/L	-126.0
Se 196.026	0.0029	-0.0028	0.000	mg/L	8857.7
Sn 189.927	0.0126	0.0129	0.000	mg/L	2.3
Ti 337.279	2.200	2.507	0.003	mg/L	13.0
Tl 190.801	0.0062	0.0026	0.002	mg/L	81.8
V 292.402	0.0722	0.0607	0.001	mg/L	17.3
Zn 213.857	0.1258	0.1233	0.001	mg/L	2.0

Sequence No.: 47
 Sample ID: BG61321-MS2
 Analyst:
 Initial Sample Wt:
 Dilution:

Autosampler Location: 47
 Date Collected: 7/14/2006 1:14:11 PM
 Data Type: Original
 Initial Sample Vol:
 Sample Prep Vol:

Replicate Data: BG61321-MS2

Repl#	Analyte	Net Intensity	Corrected Intensity	Calib. Conc. Units	Sample Conc. Units	Analysis Time
1	Y 360.073	2467817.7	2467817.7			13:15:49
1	Ag 328.068†	77653.9	72449.1	0.2309 mg/L	0.2309 mg/L	13:15:55
1	Al 237.313†	431495.4	400934.5	46.05 mg/L	46.05 mg/L	13:15:55
1	As 188.979†	343.7	325.8	0.4654 mg/L	0.4654 mg/L	13:16:15
1	B 182.528†	602.4	594.7	0.5177 mg/L	0.5177 mg/L	13:16:15
1	Ba 233.527†	117027.6	108776.9	0.5858 mg/L	0.5858 mg/L	13:15:55
1	Be 313.107†	287321.2	264457.5	0.0489 mg/L	0.0489 mg/L	13:15:49
1	Ca 315.886†	1674023.6	1549797.9	10.81 mg/L	10.81 mg/L	13:15:49
1	Cd 228.802†	22203.7	19944.6	0.2229 mg/L	0.2229 mg/L	13:15:55
1	Co 228.616†	36439.6	34069.1	0.4627 mg/L	0.4627 mg/L	13:15:55
1	Cr 267.716†	80505.8	73129.5	0.5154 mg/L	0.5154 mg/L	13:15:55
1	Cu 324.752†	158349.5	143527.1	0.5454 mg/L	0.5454 mg/L	13:15:55
1	Fe 238.204†	5617843.8	5216593.7	38.28 mg/L	38.28 mg/L	13:15:49
1	Fe 234.349†	1700741.7	1578722.2	39.24 mg/L	39.24 mg/L	13:15:49
1	Mg 279.077†	197520.9	184469.2	9.408 mg/L	9.408 mg/L	13:15:55
1	Mn 257.610†	1047617.0	971404.5	0.9798 mg/L	0.9798 mg/L	13:15:49
1	Mo 202.031†	5948.0	5449.6	0.4622 mg/L	0.4622 mg/L	13:16:15

1	Na 330.237†	26681.0	22601.4	27.46 mg/L	27.46 mg/L	13:15:55
1	Ni 231.604†	28281.8	26374.8	0.4889 mg/L	0.4889 mg/L	13:15:55
1	Pb 220.353†	5447.1	5146.7	0.5720 mg/L	0.5720 mg/L	13:16:15
1	Sb 206.836†	1781.8	1533.3	0.3786 mg/L	0.3786 mg/L	13:16:15
1	Se 196.026†	645.6	604.8	0.8955 mg/L	0.8955 mg/L	13:16:15
1	Sn 189.927†	1664.3	1475.1	0.4990 mg/L	0.4990 mg/L	13:16:15
1	Ti 337.279†	1822976.3	1692787.4	2.518 mg/L	2.518 mg/L	13:15:49
1	Tl 190.801†	572.4	553.9	0.4419 mg/L	0.4419 mg/L	13:16:15
1	V 292.402†	132803.5	121685.4	0.5209 mg/L	0.5209 mg/L	13:15:55
1	Zn 213.857†	53150.3	48085.8	0.5642 mg/L	0.5642 mg/L	13:15:55
2	Y 360.073	2480921.9	2480921.9			13:16:24
2	Ag 328.068†	77791.1	72194.8	0.2301 mg/L	0.2301 mg/L	13:16:30
2	Al 237.313†	431875.1	399168.1	45.84 mg/L	45.84 mg/L	13:16:30
2	As 188.979†	344.2	324.5	0.4636 mg/L	0.4636 mg/L	13:16:50
2	B 182.528†	600.5	590.0	0.5136 mg/L	0.5136 mg/L	13:16:50
2	Ba 233.527†	117218.8	108379.4	0.5837 mg/L	0.5837 mg/L	13:16:30
2	Be 313.107†	288569.6	264201.3	0.0489 mg/L	0.0489 mg/L	13:16:24
2	Ca 315.886†	1681277.9	1548287.3	10.80 mg/L	10.80 mg/L	13:16:24
2	Cd 228.802†	22246.1	19874.8	0.2222 mg/L	0.2222 mg/L	13:16:30
2	Co 228.616†	36678.7	34111.3	0.4633 mg/L	0.4633 mg/L	13:16:30
2	Cr 267.716†	80718.3	72930.8	0.5140 mg/L	0.5140 mg/L	13:16:30
2	Cu 324.752†	157700.0	142149.9	0.5402 mg/L	0.5402 mg/L	13:16:30
2	Fe 238.204†	5641851.8	5211213.2	38.24 mg/L	38.24 mg/L	13:16:24
2	Fe 234.349†	1708014.3	1577097.4	39.20 mg/L	39.20 mg/L	13:16:24
2	Mg 279.077†	197950.8	183897.2	9.379 mg/L	9.379 mg/L	13:16:30
2	Mn 257.610†	1052124.8	970429.6	0.9788 mg/L	0.9788 mg/L	13:16:24
2	Mo 202.031†	5951.5	5423.7	0.4600 mg/L	0.4600 mg/L	13:16:50
2	Na 330.237†	26727.1	22513.1	27.35 mg/L	27.35 mg/L	13:16:30
2	Ni 231.604†	28340.8	26290.5	0.4874 mg/L	0.4874 mg/L	13:16:30
2	Pb 220.353†	5463.6	5135.3	0.5707 mg/L	0.5707 mg/L	13:16:50
2	Sb 206.836†	1800.0	1541.4	0.3806 mg/L	0.3806 mg/L	13:16:50
2	Se 196.026†	648.0	603.9	0.8941 mg/L	0.8941 mg/L	13:16:50
2	Sn 189.927†	1653.6	1457.0	0.4929 mg/L	0.4929 mg/L	13:16:50
2	Ti 337.279†	1829214.6	1689607.0	2.513 mg/L	2.513 mg/L	13:16:24
2	Tl 190.801†	568.3	547.4	0.4368 mg/L	0.4368 mg/L	13:16:50
2	V 292.402†	133135.9	121341.0	0.5194 mg/L	0.5194 mg/L	13:16:30
2	Zn 213.857†	53194.4	47865.9	0.5616 mg/L	0.5616 mg/L	13:16:30

Mean Data: BG61321-MS2

Analyte	Mean Corrected Intensity	Conc.	Calib Units	Std.Dev.	Sample Conc.	Units	Std.Dev.	RSD
Y 360.073	2474369.8						9266.03	0.37%
Ag 328.068†	72321.9	0.2305	mg/L	0.00057	0.2305	mg/L	0.00057	0.25%
Al 237.313†	400051.3	45.94	mg/L	0.144	45.94	mg/L	0.144	0.31%
As 188.979†	325.2	0.4645	mg/L	0.00128	0.4645	mg/L	0.00128	0.28%
B 182.528†	592.4	0.5156	mg/L	0.00289	0.5156	mg/L	0.00289	0.56%
Ba 233.527†	108578.2	0.5848	mg/L	0.00152	0.5848	mg/L	0.00152	0.26%
Be 313.107†	264329.4	0.0489	mg/L	0.00003	0.0489	mg/L	0.00003	0.07%
Ca 315.886†	1549042.6	10.81	mg/L	0.007	10.81	mg/L	0.007	0.07%
Cd 228.802†	19909.7	0.2225	mg/L	0.00056	0.2225	mg/L	0.00056	0.25%
Co 228.616†	34090.2	0.4630	mg/L	0.00042	0.4630	mg/L	0.00042	0.09%
Cr 267.716†	73030.1	0.5147	mg/L	0.00099	0.5147	mg/L	0.00099	0.19%
Cu 324.752†	142838.5	0.5428	mg/L	0.00369	0.5428	mg/L	0.00369	0.68%
Fe 238.204†	5213903.4	38.26	mg/L	0.028	38.26	mg/L	0.028	0.07%
Fe 234.349†	1577909.8	39.22	mg/L	0.029	39.22	mg/L	0.029	0.07%
Mg 279.077†	184183.2	9.393	mg/L	0.0208	9.393	mg/L	0.0208	0.22%
Mn 257.610†	970917.1	0.9793	mg/L	0.00070	0.9793	mg/L	0.00070	0.07%
Mo 202.031†	5436.6	0.4611	mg/L	0.00155	0.4611	mg/L	0.00155	0.34%
Na 330.237†	22557.2	27.40	mg/L	0.074	27.40	mg/L	0.074	0.27%
Ni 231.604†	26332.7	0.4881	mg/L	0.00111	0.4881	mg/L	0.00111	0.23%
Pb 220.353†	5141.0	0.5713	mg/L	0.00091	0.5713	mg/L	0.00091	0.16%
Sb 206.836†	1537.3	0.3796	mg/L	0.00145	0.3796	mg/L	0.00145	0.38%
Se 196.026†	604.4	0.8948	mg/L	0.00102	0.8948	mg/L	0.00102	0.11%
Sn 189.927†	1466.1	0.4960	mg/L	0.00432	0.4960	mg/L	0.00432	0.87%
Ti 337.279†	1691197.2	2.515	mg/L	0.0033	2.515	mg/L	0.0033	0.13%
Tl 190.801†	550.7	0.4393	mg/L	0.00361	0.4393	mg/L	0.00361	0.82%
V 292.402†	121513.2	0.5202	mg/L	0.00105	0.5202	mg/L	0.00105	0.20%
Zn 213.857†	47975.9	0.5629	mg/L	0.00183	0.5629	mg/L	0.00183	0.33%

Matrix Recovery Check: BG61321-MS2

Analyte	Expected Conc.	Measured Conc.	Std. Dev.	Units	Recovery (%)
Ag 328.068	0.2512	0.2305	0.001	mg/L	91.7
Al 237.313	51.04	45.94	0.144	mg/L	-103.6
As 188.979	0.5093	0.4645	0.001	mg/L	91.1
B 182.528	0.6003	0.5156	0.003	mg/L	83.1
Ba 233.527	0.6283	0.5848	0.002	mg/L	91.3
Be 313.107	0.0521	0.0489	0.000	mg/L	93.5
Ca 315.886	11.40	10.81	0.007	mg/L	88.2
Cd 228.802	0.2484	0.2225	0.001	mg/L	89.7
Co 228.616	0.5071	0.4630	0.000	mg/L	91.2
Cr 267.716	0.5541	0.5147	0.001	mg/L	92.1
Cu 324.752	0.6588	0.5428	0.004	mg/L	76.8
Fe 238.204	40.61	38.26	0.028	mg/L	5.9
Fe 234.349	41.51	39.22	0.029	mg/L	8.7
Mg 279.077	10.94	9.393	0.021	mg/L	69.0
Mn 257.610	1.006	0.9793	0.001	mg/L	94.7
Mo 202.031	0.5033	0.4611	0.002	mg/L	91.6
Na 330.237	30.03	27.40	0.074	mg/L	89.5
Ni 231.604	0.5319	0.4881	0.001	mg/L	91.2
Pb 220.353	0.6367	0.5713	0.001	mg/L	86.9
Sb 206.836	0.4993	0.3796	0.001	mg/L	76.1
Se 196.026	1.003	0.8948	0.001	mg/L	89.2
Sn 189.927	0.5126	0.4960	0.004	mg/L	96.7
Ti 337.279	2.700	2.515	0.003	mg/L	63.0
Tl 190.801	0.5062	0.4393	0.004	mg/L	86.6
V 292.402	0.5722	0.5202	0.001	mg/L	89.6
Zn 213.857	0.6258	0.5629	0.002	mg/L	87.4

Sequence No.: 48
Sample ID: BG61321-SD2
Analyst:
Initial Sample Wt:
Dilution:

Autosampler Location: 48
Date Collected: 7/14/2006 1:18:29 PM
Data Type: Original
Initial Sample Vol:
Sample Prep Vol:

Replicate Data: BG61321-SD2

Repl#	Analyte	Net Intensity	Corrected Intensity	Calib. Conc.	Units	Sample Conc.	Units	Analysis Time
1	Y 360.073	2398114.1	2398114.1					13:20:01
1	Ag 328.068†	-138.9	178.5	0.0008	mg/L	0.0008	mg/L	13:20:06
1	Al 237.313†	91782.0	87830.9	10.09	mg/L	10.09	mg/L	13:20:06
1	As 188.979†	-5.2	1.5	0.0022	mg/L	0.0022	mg/L	13:20:26
1	B 182.528†	65.4	97.7	0.0846	mg/L	0.0846	mg/L	13:20:26
1	Ba 233.527†	5280.8	5110.6	0.0261	mg/L	0.0261	mg/L	13:20:06
1	Be 313.107†	5370.2	2679.9	0.0003	mg/L	0.0003	mg/L	13:20:01
1	Ca 315.886†	206057.1	191672.3	1.314	mg/L	1.314	mg/L	13:20:01
1	Cd 228.802†	703.3	-9.5	-0.0014	mg/L	-0.0014	mg/L	13:20:26
1	Co 228.616†	5.9	223.6	-0.0003	mg/L	-0.0003	mg/L	13:20:26
1	Cr 267.716†	3295.8	1493.1	0.0088	mg/L	0.0088	mg/L	13:20:06
1	Cu 324.752†	14625.1	10407.1	0.0409	mg/L	0.0409	mg/L	13:20:06
1	Fe 238.204†	1183826.2	1129511.6	8.279	mg/L	8.279	mg/L	13:20:01
1	Fe 234.349†	350894.1	334235.7	8.303	mg/L	8.303	mg/L	13:20:01
1	Mg 279.077†	25175.2	25045.9	1.263	mg/L	1.263	mg/L	13:20:06
1	Mn 257.610†	111004.3	104321.5	0.1021	mg/L	0.1021	mg/L	13:20:06
1	Mo 202.031†	87.6	7.8	-0.0001	mg/L	-0.0001	mg/L	13:20:26
1	Na 330.237†	2910.7	598.2	1.284	mg/L	1.284	mg/L	13:20:06
1	Ni 231.604†	303.5	392.1	0.0051	mg/L	0.0051	mg/L	13:20:26
1	Pb 220.353†	172.6	251.6	0.0272	mg/L	0.0272	mg/L	13:20:26
1	Sb 206.836†	129.6	2.0	-0.0003	mg/L	-0.0003	mg/L	13:20:26
1	Se 196.026†	-1.0	4.1	0.0062	mg/L	0.0062	mg/L	13:20:26
1	Sn 189.927†	76.2	1.8	-0.0025	mg/L	-0.0025	mg/L	13:20:26
1	Ti 337.279†	324378.5	309401.2	0.4590	mg/L	0.4590	mg/L	13:20:01
1	Tl 190.801†	-17.3	5.7	0.0049	mg/L	0.0049	mg/L	13:20:26
1	V 292.402†	5593.9	3663.2	0.0143	mg/L	0.0143	mg/L	13:20:06
1	Zn 213.857†	4307.1	2828.5	0.0316	mg/L	0.0316	mg/L	13:20:26
2	Y 360.073	2390012.3	2390012.3					13:20:33
2	Ag 328.068†	-77.9	236.6	0.0010	mg/L	0.0010	mg/L	13:20:38
2	Al 237.313†	91923.5	88264.1	10.14	mg/L	10.14	mg/L	13:20:38

2	As 188.979†	-2.1	4.5	0.0063 mg/L	0.0063 mg/L	13:20:58
2	B 182.528†	62.5	95.1	0.0823 mg/L	0.0823 mg/L	13:20:58
2	Ba 233.527†	5269.5	5116.9	0.0262 mg/L	0.0262 mg/L	13:20:38
2	Be 313.107†	5264.3	2595.8	0.0003 mg/L	0.0003 mg/L	13:20:33
2	Ca 315.886†	205372.6	191683.4	1.314 mg/L	1.314 mg/L	13:20:33
2	Cd 228.802†	707.4	-3.3	-0.0013 mg/L	-0.0013 mg/L	13:20:58
2	Co 228.616†	14.9	232.3	-0.0002 mg/L	-0.0002 mg/L	13:20:58
2	Cr 267.716†	3381.8	1586.3	0.0095 mg/L	0.0095 mg/L	13:20:38
2	Cu 324.752†	14365.9	10205.8	0.0401 mg/L	0.0401 mg/L	13:20:38
2	Fe 238.204†	1179630.1	1129323.1	8.278 mg/L	8.278 mg/L	13:20:33
2	Fe 234.349†	349403.5	333943.1	8.296 mg/L	8.296 mg/L	13:20:33
2	Mg 279.077†	25174.0	25126.3	1.268 mg/L	1.268 mg/L	13:20:38
2	Mn 257.610†	111245.6	104912.6	0.1027 mg/L	0.1027 mg/L	13:20:38
2	Mo 202.031†	91.1	11.5	0.0002 mg/L	0.0002 mg/L	13:20:58
2	Na 330.237†	2930.8	627.0	1.318 mg/L	1.318 mg/L	13:20:38
2	Ni 231.604†	318.8	407.8	0.0054 mg/L	0.0054 mg/L	13:20:58
2	Pb 220.353†	158.4	238.5	0.0257 mg/L	0.0257 mg/L	13:20:58
2	Sb 206.836†	127.4	0.3	-0.0007 mg/L	-0.0007 mg/L	13:20:58
2	Se 196.026†	0.7	5.7	0.0086 mg/L	0.0086 mg/L	13:20:58
2	Sn 189.927†	77.7	3.6	-0.0019 mg/L	-0.0019 mg/L	13:20:58
2	Ti 337.279†	323311.9	309429.3	0.4590 mg/L	0.4590 mg/L	13:20:33
2	Tl 190.801†	-19.4	3.6	0.0032 mg/L	0.0032 mg/L	13:20:58
2	V 292.402†	5595.0	3682.4	0.0144 mg/L	0.0144 mg/L	13:20:38
2	Zn 213.857†	4268.0	2805.0	0.0314 mg/L	0.0314 mg/L	13:20:58

Mean Data: BG61321-SD2

Analyte	Mean Corrected Intensity	Calib Conc. Units	Std.Dev.	Sample Conc. Units	Std.Dev.	RSD
Y 360.073	2394063.2				5728.86	0.24%
Ag 328.068†	207.6	0.0009 mg/L	0.00013	0.0009 mg/L	0.00013	15.12%
Al 237.313†	88047.5	10.11 mg/L	0.035	10.11 mg/L	0.035	0.35%
As 188.979†	3.0	0.0042 mg/L	0.00290	0.0042 mg/L	0.00290	68.93%
B 182.528†	96.4	0.0834 mg/L	0.00161	0.0834 mg/L	0.00161	1.93%
Ba 233.527†	5113.8	0.0261 mg/L	0.00002	0.0261 mg/L	0.00002	0.09%
Be 313.107†	2637.9	0.0003 mg/L	0.00001	0.0003 mg/L	0.00001	3.41%
Ca 315.886†	191677.9	1.314 mg/L	0.0001	1.314 mg/L	0.0001	0.00%
Cd 228.802†	-6.4	-0.0014 mg/L	0.00004	-0.0014 mg/L	0.00004	3.06%
Co 228.616†	228.0	-0.0002 mg/L	0.00008	-0.0002 mg/L	0.00008	37.35%
Cr 267.716†	1539.7	0.0092 mg/L	0.00046	0.0092 mg/L	0.00046	5.07%
Cu 324.752†	10306.4	0.0405 mg/L	0.00054	0.0405 mg/L	0.00054	1.33%
Fe 238.204†	1129417.4	8.279 mg/L	0.0010	8.279 mg/L	0.0010	0.01%
Fe 234.349†	334089.4	8.300 mg/L	0.0051	8.300 mg/L	0.0051	0.06%
Mg 279.077†	25086.1	1.266 mg/L	0.0029	1.266 mg/L	0.0029	0.23%
Mn 257.610†	104617.0	0.1024 mg/L	0.00042	0.1024 mg/L	0.00042	0.41%
Mo 202.031†	9.7	0.0000 mg/L	0.00022	0.0000 mg/L	0.00022	473.23%
Na 330.237†	612.6	1.301 mg/L	0.0241	1.301 mg/L	0.0241	1.85%
Ni 231.604†	400.0	0.0053 mg/L	0.00021	0.0053 mg/L	0.00021	3.92%
Pb 220.353†	245.0	0.0265 mg/L	0.00101	0.0265 mg/L	0.00101	3.83%
Sb 206.836†	1.1	-0.0005 mg/L	0.00031	-0.0005 mg/L	0.00031	65.00%
Se 196.026†	4.9	0.0074 mg/L	0.00169	0.0074 mg/L	0.00169	22.92%
Sn 189.927†	2.7	-0.0022 mg/L	0.00042	-0.0022 mg/L	0.00042	18.80%
Ti 337.279†	309415.3	0.4590 mg/L	0.00003	0.4590 mg/L	0.00003	0.01%
Tl 190.801†	4.7	0.0040 mg/L	0.00115	0.0040 mg/L	0.00115	28.36%
V 292.402†	3672.8	0.0144 mg/L	0.00006	0.0144 mg/L	0.00006	0.43%
Zn 213.857†	2816.8	0.0315 mg/L	0.00020	0.0315 mg/L	0.00020	0.63%

Dilution Check: BG61321-SD2

Analyte	Expected Conc.	Measured Conc.	Std. Dev.	Units	Difference (%)
Y 360.073			0.000	mg/L	Not calculated
Ag 328.068	0.0002	0.0009	0.000	mg/L	257.4
Al 237.313	9.707	10.11	0.035	mg/L	4.2
As 188.979	0.0019	0.0042	0.003	mg/L	127.5
B 182.528	0.0201	0.0834	0.002	mg/L	315.7
Ba 233.527	0.0257	0.0261	0.000	mg/L	1.9
Be 313.107	0.0004	0.0003	0.000	mg/L	24.2
Ca 315.886	1.280	1.314	0.000	mg/L	2.7
Cd 228.802	-0.0003	-0.0014	0.000	mg/L	-316.7
Co 228.616	0.0014	-0.0002	0.000	mg/L	116.0

Cr 267.716	0.0108	0.0092	0.000	mg/L	15.4
Cu 324.752	0.0318	0.0405	0.001	mg/L	27.6
Fe 238.204	7.623	8.279	0.001	mg/L	8.6
Fe 234.349	7.801	8.300	0.005	mg/L	6.4
Mg 279.077	1.188	1.266	0.003	mg/L	6.5
Mn 257.610	0.1012	0.1024	0.000	mg/L	1.2
Mo 202.031	0.0007	0.0000	0.000	mg/L	92.8
Na 330.237	1.006	1.301	0.024	mg/L	29.3
Ni 231.604	0.0064	0.0053	0.000	mg/L	17.2
Pb 220.353	0.0273	0.0265	0.001	mg/L	3.2
Sb 206.836	-0.0001	-0.0005	0.000	mg/L	-267.1
Se 196.026	0.0006	0.0074	0.002	mg/L	1158.5
Sn 189.927	0.0025	-0.0022	0.000	mg/L	188.6
Ti 337.279	0.4401	0.4590	0.000	mg/L	4.3
Tl 190.801	0.0012	0.0040	0.001	mg/L	228.6
V 292.402	0.0144	0.0144	0.000	mg/L	0.5
Zn 213.857	0.0252	0.0315	0.000	mg/L	25.1

Sequence No.: 49
 Sample ID: CCV
 Analyst:
 Initial Sample Wt:
 Dilution:

Autosampler Location: 3
 Date Collected: 7/14/2006 1:22:34 PM
 Data Type: Original
 Initial Sample Vol:
 Sample Prep Vol:

Replicate Data: CCV

Repl#	Analyte	Net Intensity	Corrected Intensity	Calib. Conc. Units	Sample Conc. Units	Analysis Time
1	Y 360.073	2379780.9	2379780.9			13:24:08
1	Ag 328.068†	81713.0	79027.9	0.2518 mg/L	0.2518 mg/L	13:24:14
1	Al 237.313†	22576.6	21839.1	2.502 mg/L	2.502 mg/L	13:24:14
1	As 188.979†	382.1	374.6	0.5211 mg/L	0.5211 mg/L	13:24:34
1	B 182.528†	657.1	668.1	0.5816 mg/L	0.5816 mg/L	13:24:34
1	Ba 233.527†	96881.6	93391.5	0.5027 mg/L	0.5027 mg/L	13:24:14
1	Be 313.107†	286142.5	273196.0	0.0505 mg/L	0.0505 mg/L	13:24:08
1	Ca 315.886†	759767.6	726596.2	5.056 mg/L	5.056 mg/L	13:24:08
1	Cd 228.802†	23612.9	22065.2	0.2481 mg/L	0.2481 mg/L	13:24:14
1	Co 228.616†	38044.5	36867.4	0.5054 mg/L	0.5054 mg/L	13:24:14
1	Cr 267.716†	76440.9	71980.3	0.5056 mg/L	0.5056 mg/L	13:24:14
1	Cu 324.752†	146612.6	137662.4	0.5224 mg/L	0.5224 mg/L	13:24:14
1	Fe 238.204†	363776.7	348251.1	2.545 mg/L	2.545 mg/L	13:24:08
1	Fe 234.349†	106809.3	101685.5	2.516 mg/L	2.516 mg/L	13:24:14
1	Mg 279.077†	100901.8	98181.0	5.041 mg/L	5.041 mg/L	13:24:14
1	Mn 257.610†	526315.6	505221.2	0.5072 mg/L	0.5072 mg/L	13:24:08
1	Mo 202.031†	6253.9	5948.7	0.5018 mg/L	0.5018 mg/L	13:24:34
1	Na 330.237†	22785.2	19765.4	23.93 mg/L	23.93 mg/L	13:24:14
1	Ni 231.604†	28308.7	27372.7	0.5075 mg/L	0.5075 mg/L	13:24:14
1	Pb 220.353†	4620.8	4537.9	0.5012 mg/L	0.5012 mg/L	13:24:34
1	Sb 206.836†	2184.9	1982.8	0.4918 mg/L	0.4918 mg/L	13:24:34
1	Se 196.026†	692.6	672.3	0.9954 mg/L	0.9954 mg/L	13:24:34
1	Sn 189.927†	1637.6	1506.6	0.5050 mg/L	0.5050 mg/L	13:24:34
1	Ti 337.279†	357432.3	343631.9	0.5099 mg/L	0.5099 mg/L	13:24:08
1	Tl 190.801†	640.2	638.9	0.4954 mg/L	0.4954 mg/L	13:24:34
1	V 292.402†	124735.1	118476.7	0.5089 mg/L	0.5089 mg/L	13:24:14
1	Zn 213.857†	46446.5	43454.4	0.5076 mg/L	0.5076 mg/L	13:24:14
2	Y 360.073	2355159.8	2355159.8			13:24:41
2	Ag 328.068†	82435.6	80554.2	0.2567 mg/L	0.2567 mg/L	13:24:46
2	Al 237.313†	22761.9	22246.9	2.549 mg/L	2.549 mg/L	13:24:46
2	As 188.979†	380.1	376.5	0.5238 mg/L	0.5238 mg/L	13:25:07
2	B 182.528†	653.1	670.9	0.5840 mg/L	0.5840 mg/L	13:25:07
2	Ba 233.527†	97641.3	95106.6	0.5120 mg/L	0.5120 mg/L	13:24:46
2	Be 313.107†	283654.7	273656.1	0.0506 mg/L	0.0506 mg/L	13:24:41
2	Ca 315.886†	753813.3	728451.7	5.069 mg/L	5.069 mg/L	13:24:41
2	Cd 228.802†	23771.8	22457.7	0.2525 mg/L	0.2525 mg/L	13:24:46
2	Co 228.616†	38204.8	37406.6	0.5129 mg/L	0.5129 mg/L	13:24:46
2	Cr 267.716†	76972.2	73267.3	0.5147 mg/L	0.5147 mg/L	13:24:46
2	Cu 324.752†	148258.9	140741.4	0.5341 mg/L	0.5341 mg/L	13:24:46
2	Fe 238.204†	360517.2	348741.8	2.549 mg/L	2.549 mg/L	13:24:41
2	Fe 234.349†	107482.2	103416.1	2.559 mg/L	2.559 mg/L	13:24:46
2	Mg 279.077†	101618.8	99895.1	5.129 mg/L	5.129 mg/L	13:24:46

Cr 267.716	0.0108	0.0092	0.000	mg/L	15.4
Cu 324.752	0.0318	0.0405	0.001	mg/L	27.6
Fe 238.204	7.623	8.279	0.001	mg/L	8.6
Fe 234.349	7.801	8.300	0.005	mg/L	6.4
Mg 279.077	1.188	1.266	0.003	mg/L	6.5
Mn 257.610	0.1012	0.1024	0.000	mg/L	1.2
Mo 202.031	0.0007	0.0000	0.000	mg/L	92.8
Na 330.237	1.006	1.301	0.024	mg/L	29.3
Ni 231.604	0.0064	0.0053	0.000	mg/L	17.2
Pb 220.353	0.0273	0.0265	0.001	mg/L	3.2
Sb 206.836	-0.0001	-0.0005	0.000	mg/L	-267.1
Se 196.026	0.0006	0.0074	0.002	mg/L	1158.5
Sn 189.927	0.0025	-0.0022	0.000	mg/L	188.6
Ti 337.279	0.4401	0.4590	0.000	mg/L	4.3
Tl 190.801	0.0012	0.0040	0.001	mg/L	228.6
V 292.402	0.0144	0.0144	0.000	mg/L	0.5
Zn 213.857	0.0252	0.0315	0.000	mg/L	25.1

Sequence No.: 49
Sample ID: CCV
Analyst:
Initial Sample Wt:
Dilution:

Autosampler Location: 3
Date Collected: 7/14/2006 1:22:34 PM
Data Type: Original
Initial Sample Vol:
Sample Prep Vol:

Replicate Data: CCV

Repl#	Analyte	Net Intensity	Corrected Intensity	Calib. Conc. Units	Sample Conc. Units	Analysis Time
1	Y 360.073	2379780.9	2379780.9			13:24:08
1	Ag 328.068†	81713.0	79027.9	0.2518 mg/L	0.2518 mg/L	13:24:14
1	Al 237.313†	22576.6	21839.1	2.502 mg/L	2.502 mg/L	13:24:14
1	As 188.979†	382.1	374.6	0.5211 mg/L	0.5211 mg/L	13:24:34
1	B 182.528†	657.1	668.1	0.5816 mg/L	0.5816 mg/L	13:24:34
1	Ba 233.527†	96881.6	93391.5	0.5027 mg/L	0.5027 mg/L	13:24:14
1	Be 313.107†	286142.5	273196.0	0.0505 mg/L	0.0505 mg/L	13:24:08
1	Ca 315.886†	759767.6	726596.2	5.056 mg/L	5.056 mg/L	13:24:08
1	Cd 228.802†	23612.9	22065.2	0.2481 mg/L	0.2481 mg/L	13:24:14
1	Co 228.616†	38044.5	36867.4	0.5054 mg/L	0.5054 mg/L	13:24:14
1	Cr 267.716†	76440.9	71980.3	0.5056 mg/L	0.5056 mg/L	13:24:14
1	Cu 324.752†	146612.6	137662.4	0.5224 mg/L	0.5224 mg/L	13:24:14
1	Fe 238.204†	363776.7	348251.1	2.545 mg/L	2.545 mg/L	13:24:08
1	Fe 234.349†	106809.3	101685.5	2.516 mg/L	2.516 mg/L	13:24:14
1	Mg 279.077†	100901.8	98181.0	5.041 mg/L	5.041 mg/L	13:24:14
1	Mn 257.610†	526315.6	505221.2	0.5072 mg/L	0.5072 mg/L	13:24:08
1	Mo 202.031†	6253.9	5948.7	0.5018 mg/L	0.5018 mg/L	13:24:34
1	Na 330.237†	22785.2	19765.4	23.93 mg/L	23.93 mg/L	13:24:14
1	Ni 231.604†	28308.7	27372.7	0.5075 mg/L	0.5075 mg/L	13:24:14
1	Pb 220.353†	4620.8	4537.9	0.5012 mg/L	0.5012 mg/L	13:24:34
1	Sb 206.836†	2184.9	1982.8	0.4918 mg/L	0.4918 mg/L	13:24:34
1	Se 196.026†	692.6	672.3	0.9954 mg/L	0.9954 mg/L	13:24:34
1	Sn 189.927†	1637.6	1506.6	0.5050 mg/L	0.5050 mg/L	13:24:34
1	Ti 337.279†	357432.3	343631.9	0.5099 mg/L	0.5099 mg/L	13:24:08
1	Tl 190.801†	640.2	638.9	0.4954 mg/L	0.4954 mg/L	13:24:34
1	V 292.402†	124735.1	118476.7	0.5089 mg/L	0.5089 mg/L	13:24:14
1	Zn 213.857†	46446.5	43454.4	0.5076 mg/L	0.5076 mg/L	13:24:14
2	Y 360.073	2355159.8	2355159.8			13:24:41
2	Ag 328.068†	82435.6	80554.2	0.2567 mg/L	0.2567 mg/L	13:24:46
2	Al 237.313†	22761.9	22246.9	2.549 mg/L	2.549 mg/L	13:24:46
2	As 188.979†	380.1	376.5	0.5238 mg/L	0.5238 mg/L	13:25:07
2	B 182.528†	653.1	670.9	0.5840 mg/L	0.5840 mg/L	13:25:07
2	Ba 233.527†	97641.3	95106.6	0.5120 mg/L	0.5120 mg/L	13:24:46
2	Be 313.107†	283654.7	273656.1	0.0506 mg/L	0.0506 mg/L	13:24:41
2	Ca 315.886†	753813.3	728451.7	5.069 mg/L	5.069 mg/L	13:24:41
2	Cd 228.802†	23771.8	22457.7	0.2525 mg/L	0.2525 mg/L	13:24:46
2	Co 228.616†	38204.8	37406.6	0.5129 mg/L	0.5129 mg/L	13:24:46
2	Cr 267.716†	76972.2	73267.3	0.5147 mg/L	0.5147 mg/L	13:24:46
2	Cu 324.752†	148258.9	140741.4	0.5341 mg/L	0.5341 mg/L	13:24:46
2	Fe 238.204†	360517.2	348741.8	2.549 mg/L	2.549 mg/L	13:24:41
2	Fe 234.349†	107482.2	103416.1	2.559 mg/L	2.559 mg/L	13:24:46
2	Mg 279.077†	101618.8	99895.1	5.129 mg/L	5.129 mg/L	13:24:46

2	Mn 257.610†	521417.2	505753.4	0.5078 mg/L	0.5078 mg/L	13:24:41
2	Mo 202.031†	6287.0	6043.8	0.5099 mg/L	0.5099 mg/L	13:25:07
2	Na 330.237†	23034.8	20237.8	24.49 mg/L	24.49 mg/L	13:24:46
2	Ni 231.604†	28516.3	27859.9	0.5166 mg/L	0.5166 mg/L	13:24:46
2	Pb 220.353†	4684.3	4646.3	0.5132 mg/L	0.5132 mg/L	13:25:07
2	Sb 206.836†	2193.1	2012.8	0.4992 mg/L	0.4992 mg/L	13:25:07
2	Se 196.026†	699.2	685.7	1.015 mg/L	1.015 mg/L	13:25:07
2	Sn 189.927†	1645.1	1530.3	0.5130 mg/L	0.5130 mg/L	13:25:07
2	Ti 337.279†	354686.5	344558.8	0.5113 mg/L	0.5113 mg/L	13:24:41
2	Tl 190.801†	649.8	654.7	0.5076 mg/L	0.5076 mg/L	13:25:07
2	V 292.402†	125714.0	120685.9	0.5184 mg/L	0.5184 mg/L	13:24:46
2	Zn 213.857†	46798.5	44264.9	0.5171 mg/L	0.5171 mg/L	13:24:46

Mean Data: CCV

Analyte	Mean Corrected Intensity	Calib Conc. Units	Std.Dev.	Sample Conc. Units	Std.Dev.	RSD
Y 360.073	2367470.3				17409.76	0.74%
Ag 328.068†	79791.1	0.2542 mg/L	0.00344	0.2542 mg/L	0.00344	1.35%
QC value within limits for Ag 328.068 Recovery = 101.70%						
Al 237.313†	22043.0	2.525 mg/L	0.0331	2.525 mg/L	0.0331	1.31%
QC value within limits for Al 237.313 Recovery = 101.02%						
As 188.979†	375.6	0.5225 mg/L	0.00191	0.5225 mg/L	0.00191	0.36%
QC value within limits for As 188.979 Recovery = 104.50%						
B 182.528†	669.5	0.5828 mg/L	0.00171	0.5828 mg/L	0.00171	0.29%
QC value greater than the upper limit for B 182.528 Recovery = 116.56%						
Ba 233.527†	94249.0	0.5073 mg/L	0.00655	0.5073 mg/L	0.00655	1.29%
QC value within limits for Ba 233.527 Recovery = 101.47%						
Be 313.107†	273426.1	0.0505 mg/L	0.00006	0.0505 mg/L	0.00006	0.12%
QC value within limits for Be 313.107 Recovery = 101.06%						
Ca 315.886†	727523.9	5.063 mg/L	0.0092	5.063 mg/L	0.0092	0.18%
QC value within limits for Ca 315.886 Recovery = 101.25%						
Cd 228.802†	22261.4	0.2503 mg/L	0.00315	0.2503 mg/L	0.00315	1.26%
QC value within limits for Cd 228.802 Recovery = 100.11%						
Co 228.616†	37137.0	0.5092 mg/L	0.00526	0.5092 mg/L	0.00526	1.03%
QC value within limits for Co 228.616 Recovery = 101.83%						
Cr 267.716†	72623.8	0.5101 mg/L	0.00642	0.5101 mg/L	0.00642	1.26%
QC value within limits for Cr 267.716 Recovery = 102.03%						
Cu 324.752†	139201.9	0.5282 mg/L	0.00824	0.5282 mg/L	0.00824	1.56%
QC value within limits for Cu 324.752 Recovery = 105.65%						
Fe 238.204†	348496.5	2.547 mg/L	0.0026	2.547 mg/L	0.0026	0.10%
QC value within limits for Fe 238.204 Recovery = 101.88%						
Fe 234.349†	102550.8	2.538 mg/L	0.0304	2.538 mg/L	0.0304	1.20%
QC value within limits for Fe 234.349 Recovery = 101.50%						
Mg 279.077†	99038.1	5.085 mg/L	0.0623	5.085 mg/L	0.0623	1.23%
QC value within limits for Mg 279.077 Recovery = 101.70%						
Mn 257.610†	505487.3	0.5075 mg/L	0.00038	0.5075 mg/L	0.00038	0.08%
QC value within limits for Mn 257.610 Recovery = 101.50%						
Mo 202.031†	5996.3	0.5058 mg/L	0.00569	0.5058 mg/L	0.00569	1.13%
QC value within limits for Mo 202.031 Recovery = 101.17%						
Na 330.237†	20001.6	24.21 mg/L	0.395	24.21 mg/L	0.395	1.63%
QC value within limits for Na 330.237 Recovery = 96.83%						
Ni 231.604†	27616.3	0.5120 mg/L	0.00642	0.5120 mg/L	0.00642	1.25%
QC value within limits for Ni 231.604 Recovery = 102.41%						
Pb 220.353†	4592.1	0.5072 mg/L	0.00847	0.5072 mg/L	0.00847	1.67%
QC value within limits for Pb 220.353 Recovery = 101.44%						
Sb 206.836†	1997.8	0.4955 mg/L	0.00526	0.4955 mg/L	0.00526	1.06%
QC value within limits for Sb 206.836 Recovery = 99.11%						
Se 196.026†	679.0	1.005 mg/L	0.0140	1.005 mg/L	0.0140	1.39%
QC value within limits for Se 196.026 Recovery = 100.53%						
Sn 189.927†	1518.5	0.5090 mg/L	0.00567	0.5090 mg/L	0.00567	1.11%
QC value within limits for Sn 189.927 Recovery = 101.80%						
Ti 337.279†	344095.3	0.5106 mg/L	0.00098	0.5106 mg/L	0.00098	0.19%
QC value within limits for Ti 337.279 Recovery = 102.12%						
Tl 190.801†	646.8	0.5015 mg/L	0.00859	0.5015 mg/L	0.00859	1.71%
QC value within limits for Tl 190.801 Recovery = 100.30%						
V 292.402†	119581.3	0.5136 mg/L	0.00673	0.5136 mg/L	0.00673	1.31%
QC value within limits for V 292.402 Recovery = 102.73%						
Zn 213.857†	43859.6	0.5124 mg/L	0.00672	0.5124 mg/L	0.00672	1.31%
QC value within limits for Zn 213.857 Recovery = 102.48%						
QC Failed. Continue with analysis.						

Sequence No.: 50
 Sample ID: ICCB
 Analyst:
 Initial Sample Wt:
 Dilution:

Autosampler Location: 1
 Date Collected: 7/14/2006 1:26:44 PM
 Data Type: Original
 Initial Sample Vol:
 Sample Prep Vol:

Replicate Data: ICCB

Repl#	Analyte	Net Intensity	Corrected Intensity	Calib. Conc. Units	Sample Conc. Units	Analysis Time
1	Y 360.073	2344276.1	2344276.1			13:28:16
1	Ag 328.068†	-138.6	175.7	0.0008 mg/L	0.0008 mg/L	13:28:21
1	Al 237.313†	-103.9	-11.2	-0.0015 mg/L	-0.0015 mg/L	13:28:41
1	As 188.979†	-4.2	2.4	0.0005 mg/L	0.0005 mg/L	13:28:41
1	B 182.528†	58.1	92.0	0.0796 mg/L	0.0796 mg/L	13:28:41
1	Ba 233.527†	-60.1	3.6	-0.0015 mg/L	-0.0015 mg/L	13:28:41
1	Be 313.107†	2504.5	-4.6	-0.0002 mg/L	-0.0002 mg/L	13:28:16
1	Ca 315.886†	5327.4	-101.6	-0.0270 mg/L	-0.0270 mg/L	13:28:21
1	Cd 228.802†	673.9	-22.8	-0.0013 mg/L	-0.0013 mg/L	13:28:41
1	Co 228.616†	-212.6	10.1	-0.0023 mg/L	-0.0023 mg/L	13:28:41
1	Cr 267.716†	1631.6	-62.0	-0.0025 mg/L	-0.0025 mg/L	13:28:21
1	Cu 324.752†	9507.1	5723.2	0.0230 mg/L	0.0230 mg/L	13:28:21
1	Fe 238.204†	3260.1	1001.9	-0.0046 mg/L	-0.0046 mg/L	13:28:21
1	Fe 234.349†	1501.0	260.7	-0.0011 mg/L	-0.0011 mg/L	13:28:41
1	Mg 279.077†	-948.2	52.0	-0.0061 mg/L	-0.0061 mg/L	13:28:21
1	Mn 257.610†	1729.2	-103.9	-0.0038 mg/L	-0.0038 mg/L	13:28:21
1	Mo 202.031†	94.6	16.6	0.0000 mg/L	0.0000 mg/L	13:28:41
1	Na 330.237†	2189.0	-43.6	0.4861 mg/L	0.4861 mg/L	13:28:21
1	Ni 231.604†	-112.5	-8.0	-0.0023 mg/L	-0.0023 mg/L	13:28:41
1	Pb 220.353†	-66.8	21.3	0.0009 mg/L	0.0009 mg/L	13:28:41
1	Sb 206.836†	123.6	-1.0	-0.0009 mg/L	-0.0009 mg/L	13:28:41
1	Se 196.026†	-4.8	0.4	0.0007 mg/L	0.0007 mg/L	13:28:41
1	Sn 189.927†	63.1	-9.3	-0.0073 mg/L	-0.0073 mg/L	13:28:41
1	Ti 337.279†	1068.2	350.9	-0.0009 mg/L	-0.0009 mg/L	13:28:21
1	Tl 190.801†	-16.0	6.5	0.0029 mg/L	0.0029 mg/L	13:28:41
1	V 292.402†	1671.6	-49.7	-0.0012 mg/L	-0.0012 mg/L	13:28:21
1	Zn 213.857†	1902.9	572.0	0.0047 mg/L	0.0047 mg/L	13:28:41
2	Y 360.073	2386224.5	2386224.5			13:28:47
2	Ag 328.068†	-188.9	129.8	0.0006 mg/L	0.0006 mg/L	13:28:52
2	Al 237.313†	-66.2	26.8	0.0029 mg/L	0.0029 mg/L	13:29:12
2	As 188.979†	-3.6	3.0	0.0014 mg/L	0.0014 mg/L	13:29:12
2	B 182.528†	51.1	84.2	0.0728 mg/L	0.0728 mg/L	13:29:12
2	Ba 233.527†	-58.6	6.2	-0.0014 mg/L	-0.0014 mg/L	13:29:12
2	Be 313.107†	2584.2	29.0	-0.0002 mg/L	-0.0002 mg/L	13:28:47
2	Ca 315.886†	5345.8	-175.4	-0.0275 mg/L	-0.0275 mg/L	13:28:52
2	Cd 228.802†	686.0	-22.8	-0.0013 mg/L	-0.0013 mg/L	13:29:12
2	Co 228.616†	-203.1	22.9	-0.0021 mg/L	-0.0021 mg/L	13:29:12
2	Cr 267.716†	1637.3	-84.6	-0.0027 mg/L	-0.0027 mg/L	13:28:52
2	Cu 324.752†	9267.1	5329.2	0.0215 mg/L	0.0215 mg/L	13:28:52
2	Fe 238.204†	3195.7	884.0	-0.0055 mg/L	-0.0055 mg/L	13:28:52
2	Fe 234.349†	1485.2	219.7	-0.0021 mg/L	-0.0021 mg/L	13:29:12
2	Mg 279.077†	-915.8	99.4	-0.0036 mg/L	-0.0036 mg/L	13:28:52
2	Mn 257.610†	1839.6	-27.6	-0.0037 mg/L	-0.0037 mg/L	13:28:52
2	Mo 202.031†	108.2	28.1	0.0010 mg/L	0.0010 mg/L	13:29:12
2	Na 330.237†	2208.6	-62.4	0.4639 mg/L	0.4639 mg/L	13:28:52
2	Ni 231.604†	-103.8	2.3	-0.0021 mg/L	-0.0021 mg/L	13:29:12
2	Pb 220.353†	-81.4	8.3	-0.0005 mg/L	-0.0005 mg/L	13:29:12
2	Sb 206.836†	115.5	-10.9	-0.0034 mg/L	-0.0034 mg/L	13:29:12
2	Se 196.026†	0.7	5.7	0.0086 mg/L	0.0086 mg/L	13:29:12
2	Sn 189.927†	66.5	-7.1	-0.0066 mg/L	-0.0066 mg/L	13:29:12
2	Ti 337.279†	1059.7	324.4	-0.0010 mg/L	-0.0010 mg/L	13:28:52
2	Tl 190.801†	-10.6	12.1	0.0071 mg/L	0.0071 mg/L	13:29:12
2	V 292.402†	1716.2	-35.6	-0.0012 mg/L	-0.0012 mg/L	13:28:52
2	Zn 213.857†	1907.1	543.3	0.0043 mg/L	0.0043 mg/L	13:29:12

Mean Data: ICCB

Analyte	Mean Corrected Intensity	Calib Conc. Units	Std.Dev.	Sample Conc. Units	Std.Dev.	RSD
---------	--------------------------	-------------------	----------	--------------------	----------	-----

Y 360.073	2365250.3				29662.00	1.25%
Ag 328.068†	152.8	0.0007 mg/L	0.00010	0.0007 mg/L	0.00010	15.07%
QC value within limits for Ag 328.068 Recovery = Not calculated						
Al 237.313†	7.8	0.0007 mg/L	0.00311	0.0007 mg/L	0.00311	428.51%
QC value within limits for Al 237.313 Recovery = Not calculated						
As 188.979†	2.7	0.0010 mg/L	0.00061	0.0010 mg/L	0.00061	62.79%
QC value within limits for As 188.979 Recovery = Not calculated						
B 182.528†	88.1	0.0762 mg/L	0.00481	0.0762 mg/L	0.00481	6.31%
QC value within limits for B 182.528 Recovery = Not calculated						
Ba 233.527†	4.9	-0.0014 mg/L	0.00001	-0.0014 mg/L	0.00001	0.68%
QC value within limits for Ba 233.527 Recovery = Not calculated						
Be 313.107†	12.2	-0.0002 mg/L	0.00000	-0.0002 mg/L	0.00000	2.49%
QC value within limits for Be 313.107 Recovery = Not calculated						
Ca 315.886†	-138.5	-0.0272 mg/L	0.00036	-0.0272 mg/L	0.00036	1.34%
QC value within limits for Ca 315.886 Recovery = Not calculated						
Cd 228.802†	-22.8	-0.0013 mg/L	0.00000	-0.0013 mg/L	0.00000	0.12%
QC value within limits for Cd 228.802 Recovery = Not calculated						
Co 228.616†	16.5	-0.0022 mg/L	0.00012	-0.0022 mg/L	0.00012	5.64%
QC value within limits for Co 228.616 Recovery = Not calculated						
Cr 267.716†	-73.3	-0.0026 mg/L	0.00011	-0.0026 mg/L	0.00011	4.33%
QC value within limits for Cr 267.716 Recovery = Not calculated						
Cu 324.752†	5526.2	0.0222 mg/L	0.00105	0.0222 mg/L	0.00105	4.74%
QC value greater than the upper limit for Cu 324.752 Recovery = Not calculated						
Fe 238.204†	943.0	-0.0051 mg/L	0.00061	-0.0051 mg/L	0.00061	12.07%
QC value within limits for Fe 238.204 Recovery = Not calculated						
Fe 234.349†	240.2	-0.0016 mg/L	0.00072	-0.0016 mg/L	0.00072	44.73%
QC value within limits for Fe 234.349 Recovery = Not calculated						
Mg 279.077†	75.7	-0.0049 mg/L	0.00173	-0.0049 mg/L	0.00173	35.48%
QC value within limits for Mg 279.077 Recovery = Not calculated						
Mn 257.610†	-65.7	-0.0037 mg/L	0.00005	-0.0037 mg/L	0.00005	1.46%
QC value within limits for Mn 257.610 Recovery = Not calculated						
Mo 202.031†	22.4	0.0005 mg/L	0.00069	0.0005 mg/L	0.00069	130.40%
QC value within limits for Mo 202.031 Recovery = Not calculated						
Na 330.237†	-53.0	0.4750 mg/L	0.01569	0.4750 mg/L	0.01569	3.30%
QC value within limits for Na 330.237 Recovery = Not calculated						
Ni 231.604†	-2.9	-0.0022 mg/L	0.00014	-0.0022 mg/L	0.00014	6.11%
QC value within limits for Ni 231.604 Recovery = Not calculated						
Pb 220.353†	14.8	0.0002 mg/L	0.00100	0.0002 mg/L	0.00100	533.50%
QC value within limits for Pb 220.353 Recovery = Not calculated						
Sb 206.836†	-6.0	-0.0021 mg/L	0.00176	-0.0021 mg/L	0.00176	82.85%
QC value within limits for Sb 206.836 Recovery = Not calculated						
Se 196.026†	3.0	0.0046 mg/L	0.00560	0.0046 mg/L	0.00560	121.20%
QC value within limits for Se 196.026 Recovery = Not calculated						
Sn 189.927†	-8.2	-0.0070 mg/L	0.00052	-0.0070 mg/L	0.00052	7.39%
QC value within limits for Sn 189.927 Recovery = Not calculated						
Ti 337.279†	337.7	-0.0009 mg/L	0.00003	-0.0009 mg/L	0.00003	2.94%
QC value within limits for Ti 337.279 Recovery = Not calculated						
Tl 190.801†	9.3	0.0050 mg/L	0.00304	0.0050 mg/L	0.00304	60.71%
QC value within limits for Tl 190.801 Recovery = Not calculated						
V 292.402†	-42.6	-0.0012 mg/L	0.00004	-0.0012 mg/L	0.00004	3.48%
QC value within limits for V 292.402 Recovery = Not calculated						
Zn 213.857†	557.7	0.0045 mg/L	0.00024	0.0045 mg/L	0.00024	5.35%
QC value within limits for Zn 213.857 Recovery = Not calculated						
QC Failed. Continue with analysis.						

Sequence No.: 51
 Sample ID: BG61321-PDS2
 Analyst:
 Initial Sample Wt:
 Dilution:

Autosampler Location: 49
 Date Collected: 7/14/2006 1:30:50 PM
 Data Type: Original
 Initial Sample Vol:
 Sample Prep Vol:

Replicate Data: BG61321-PDS2

Repl#	Analyte	Net Intensity	Corrected Intensity	Calib. Conc. Units	Sample Conc. Units	Analysis Time
1	Y 360.073	2454712.3	2454712.3			13:32:26
1	Ag 328.068†	81336.4	76273.3	0.2431 mg/L	0.2431 mg/L	13:32:31
1	Al 237.313†	472997.0	441833.9	50.76 mg/L	50.76 mg/L	13:32:26
1	As 188.979†	365.6	348.0	0.4972 mg/L	0.4972 mg/L	13:32:51
1	B 182.528†	605.6	600.7	0.5229 mg/L	0.5229 mg/L	13:32:51

1	Ba 233.527†	120695.7	112783.1	0.6074 mg/L	0.6074 mg/L	13:32:31
1	Be 313.107†	302478.5	280038.3	0.0518 mg/L	0.0518 mg/L	13:32:26
1	Ca 315.886†	1734896.7	1614951.4	11.27 mg/L	11.27 mg/L	13:32:26
1	Cd 228.802†	23412.1	21183.3	0.2369 mg/L	0.2369 mg/L	13:32:31
1	Co 228.616†	38568.5	36238.0	0.4923 mg/L	0.4923 mg/L	13:32:31
1	Cr 267.716†	85298.7	78004.9	0.5499 mg/L	0.5499 mg/L	13:32:31
1	Cu 324.752†	154260.9	140494.0	0.5340 mg/L	0.5340 mg/L	13:32:31
1	Fe 238.204†	5800035.8	5414609.8	39.74 mg/L	39.74 mg/L	13:32:26
1	Fe 234.349†	1757239.0	1639921.5	40.77 mg/L	40.77 mg/L	13:32:26
1	Mg 279.077†	222512.8	208789.4	10.66 mg/L	10.66 mg/L	13:32:31
1	Mn 257.610†	1054090.2	982645.9	0.9912 mg/L	0.9912 mg/L	13:32:26
1	Mo 202.031†	6321.3	5827.7	0.4943 mg/L	0.4943 mg/L	13:32:51
1	Na 330.237†	27364.2	23371.8	28.38 mg/L	28.38 mg/L	13:32:31
1	Ni 231.604†	30036.7	28154.1	0.5221 mg/L	0.5221 mg/L	13:32:31
1	Pb 220.353†	5697.8	5407.9	0.6013 mg/L	0.6013 mg/L	13:32:51
1	Sb 206.836†	2142.8	1879.3	0.4652 mg/L	0.4652 mg/L	13:32:51
1	Se 196.026†	677.3	637.7	0.9441 mg/L	0.9441 mg/L	13:32:51
1	Sn 189.927†	1729.3	1544.1	0.5227 mg/L	0.5227 mg/L	13:32:51
1	Ti 337.279†	1929558.0	1801367.9	2.679 mg/L	2.679 mg/L	13:32:26
1	Tl 190.801†	602.6	585.0	0.4661 mg/L	0.4661 mg/L	13:32:51
1	V 292.402†	142491.4	131391.8	0.5625 mg/L	0.5625 mg/L	13:32:31
1	Zn 213.857†	53871.4	49022.9	0.5751 mg/L	0.5751 mg/L	13:32:31
2	Y 360.073	2453956.5	2453956.5			13:33:01
2	Ag 328.068†	81426.3	76380.7	0.2434 mg/L	0.2434 mg/L	13:33:06
2	Al 237.313†	473135.0	442098.9	50.79 mg/L	50.79 mg/L	13:33:01
2	As 188.979†	368.4	350.7	0.5010 mg/L	0.5010 mg/L	13:33:27
2	B 182.528†	607.6	602.8	0.5247 mg/L	0.5247 mg/L	13:33:27
2	Ba 233.527†	120842.4	112954.8	0.6084 mg/L	0.6084 mg/L	13:33:06
2	Be 313.107†	302581.5	280221.6	0.0518 mg/L	0.0518 mg/L	13:33:01
2	Ca 315.886†	1739973.6	1620193.3	11.31 mg/L	11.31 mg/L	13:33:01
2	Cd 228.802†	23421.0	21198.3	0.2370 mg/L	0.2370 mg/L	13:33:06
2	Co 228.616†	38637.8	36313.9	0.4934 mg/L	0.4934 mg/L	13:33:06
2	Cr 267.716†	85276.9	78009.1	0.5499 mg/L	0.5499 mg/L	13:33:06
2	Cu 324.752†	154231.5	140510.9	0.5340 mg/L	0.5340 mg/L	13:33:06
2	Fe 238.204†	5812519.5	5427940.6	39.83 mg/L	39.83 mg/L	13:33:01
2	Fe 234.349†	1759567.2	1642602.0	40.83 mg/L	40.83 mg/L	13:33:01
2	Mg 279.077†	222475.1	208818.1	10.66 mg/L	10.66 mg/L	13:33:06
2	Mn 257.610†	1055194.7	983980.9	0.9926 mg/L	0.9926 mg/L	13:33:01
2	Mo 202.031†	6367.0	5872.2	0.4981 mg/L	0.4981 mg/L	13:33:27
2	Na 330.237†	27545.4	23548.9	28.59 mg/L	28.59 mg/L	13:33:06
2	Ni 231.604†	30002.9	28131.1	0.5216 mg/L	0.5216 mg/L	13:33:06
2	Pb 220.353†	5748.9	5457.2	0.6068 mg/L	0.6068 mg/L	13:33:27
2	Sb 206.836†	2165.6	1901.2	0.4708 mg/L	0.4708 mg/L	13:33:27
2	Se 196.026†	680.3	640.6	0.9485 mg/L	0.9485 mg/L	13:33:27
2	Sn 189.927†	1725.0	1540.5	0.5214 mg/L	0.5214 mg/L	13:33:27
2	Ti 337.279†	1924421.2	1797124.1	2.673 mg/L	2.673 mg/L	13:33:01
2	Tl 190.801†	599.0	581.8	0.4636 mg/L	0.4636 mg/L	13:33:27
2	V 292.402†	142457.0	131400.7	0.5626 mg/L	0.5626 mg/L	13:33:06
2	Zn 213.857†	53868.3	49035.5	0.5753 mg/L	0.5753 mg/L	13:33:06

Mean Data: BG61321-PDS2

Analyte	Mean Corrected Intensity	Calib Conc. Units	Std.Dev.	Sample Conc. Units	Std.Dev.	RSD
Y 360.073	2454334.4				534.46	0.02%
Ag 328.068†	76327.0	0.2432 mg/L	0.00024	0.2432 mg/L	0.00024	0.10%
Al 237.313†	441966.4	50.78 mg/L	0.021	50.78 mg/L	0.021	0.04%
As 188.979†	349.3	0.4991 mg/L	0.00267	0.4991 mg/L	0.00267	0.54%
B 182.528†	601.8	0.5238 mg/L	0.00127	0.5238 mg/L	0.00127	0.24%
Ba 233.527†	112869.0	0.6079 mg/L	0.00066	0.6079 mg/L	0.00066	0.11%
Be 313.107†	280129.9	0.0518 mg/L	0.00002	0.0518 mg/L	0.00002	0.05%
Ca 315.886†	1617572.3	11.29 mg/L	0.026	11.29 mg/L	0.026	0.23%
Cd 228.802†	21190.8	0.2369 mg/L	0.00011	0.2369 mg/L	0.00011	0.05%
Co 228.616†	36276.0	0.4928 mg/L	0.00075	0.4928 mg/L	0.00075	0.15%
Cr 267.716†	78007.0	0.5499 mg/L	0.00002	0.5499 mg/L	0.00002	0.00%
Cu 324.752†	140502.5	0.5340 mg/L	0.00004	0.5340 mg/L	0.00004	0.01%
Fe 238.204†	5421275.2	39.78 mg/L	0.069	39.78 mg/L	0.069	0.17%
Fe 234.349†	1641261.7	40.80 mg/L	0.047	40.80 mg/L	0.047	0.12%
Mg 279.077†	208803.7	10.66 mg/L	0.001	10.66 mg/L	0.001	0.01%
Mn 257.610†	983313.4	0.9919 mg/L	0.00096	0.9919 mg/L	0.00096	0.10%
Mo 202.031†	5850.0	0.4962 mg/L	0.00266	0.4962 mg/L	0.00266	0.54%

Na 330.237†	23460.3	28.48 mg/L	0.148	28.48 mg/L	0.148	0.52%
Ni 231.604†	28142.6	0.5219 mg/L	0.00030	0.5219 mg/L	0.00030	0.06%
Pb 220.353†	5432.6	0.6041 mg/L	0.00385	0.6041 mg/L	0.00385	0.64%
Sb 206.836†	1890.3	0.4680 mg/L	0.00390	0.4680 mg/L	0.00390	0.83%
Se 196.026†	639.1	0.9463 mg/L	0.00308	0.9463 mg/L	0.00308	0.33%
Sn 189.927†	1542.3	0.5220 mg/L	0.00086	0.5220 mg/L	0.00086	0.16%
Ti 337.279†	1799246.0	2.676 mg/L	0.0045	2.676 mg/L	0.0045	0.17%
Tl 190.801†	583.4	0.4649 mg/L	0.00175	0.4649 mg/L	0.00175	0.38%
V 292.402†	131396.2	0.5626 mg/L	0.00003	0.5626 mg/L	0.00003	0.01%
Zn 213.857†	49029.2	0.5752 mg/L	0.00010	0.5752 mg/L	0.00010	0.02%

Matrix Recovery Check: BG61321-PDS2

Analyte	Expected Conc.	Measured Conc.	Std. Dev.	Units	Recovery (%)
Ag 328.068	0.2512	0.2432	0.000	mg/L	96.8
Al 237.313	51.04	50.78	0.021	mg/L	89.6
As 188.979	0.5093	0.4991	0.003	mg/L	98.0
B 182.528	0.6003	0.5238	0.001	mg/L	84.7
Ba 233.527	0.6283	0.6079	0.001	mg/L	95.9
Be 313.107	0.0521	0.0518	0.000	mg/L	99.4
Ca 315.886	11.40	11.29	0.026	mg/L	97.8
Cd 228.802	0.2484	0.2369	0.000	mg/L	95.4
Co 228.616	0.5071	0.4928	0.001	mg/L	97.1
Cr 267.716	0.5541	0.5499	0.000	mg/L	99.2
Cu 324.752	0.6588	0.5340	0.000	mg/L	75.0
Fe 238.204	40.61	39.78	0.069	mg/L	66.8
Fe 234.349	41.51	40.80	0.047	mg/L	71.7
Mg 279.077	10.94	10.66	0.001	mg/L	94.3
Mn 257.610	1.006	0.9919	0.001	mg/L	97.2
Mo 202.031	0.5033	0.4962	0.003	mg/L	98.6
Na 330.237	30.03	28.48	0.148	mg/L	93.8
Ni 231.604	0.5319	0.5219	0.000	mg/L	98.0
Pb 220.353	0.6367	0.6041	0.004	mg/L	93.5
Sb 206.836	0.4993	0.4680	0.004	mg/L	93.7
Se 196.026	1.003	0.9463	0.003	mg/L	94.3
Sn 189.927	0.5126	0.5220	0.001	mg/L	101.9
Ti 337.279	2.700	2.676	0.004	mg/L	95.1
Tl 190.801	0.5062	0.4649	0.002	mg/L	91.7
V 292.402	0.5722	0.5626	0.000	mg/L	98.1
Zn 213.857	0.6258	0.5752	0.000	mg/L	89.9

Sequence No.: 52
 Sample ID: BG61341-BLK1
 Analyst:
 Initial Sample Wt.:
 Dilution:

Autosampler Location: 50
 Date Collected: 7/14/2006 1:35:02 PM
 Data Type: Original
 Initial Sample Vol:
 Sample Prep Vol:

Replicate Data: BG61341-BLK1

Repl#	Analyte	Net Intensity	Corrected Intensity	Calib. Conc.	Units	Sample Conc.	Units	Analysis Time
1	Y 360.073	2346972.9	2346972.9					13:36:34
1	Ag 328.068†	-220.2	96.2	0.0005	mg/L	0.0005	mg/L	13:36:39
1	Al 237.313†	-32.7	58.5	0.0064	mg/L	0.0064	mg/L	13:36:59
1	As 188.979†	-6.8	-0.2	-0.0030	mg/L	-0.0030	mg/L	13:36:59
1	B 182.528†	44.6	78.8	0.0681	mg/L	0.0681	mg/L	13:36:59
1	Ba 233.527†	-38.2	25.1	-0.0013	mg/L	-0.0013	mg/L	13:36:59
1	Be 313.107†	2663.5	147.9	-0.0002	mg/L	-0.0002	mg/L	13:36:34
1	Ca 315.886†	14791.8	9137.2	0.0377	mg/L	0.0377	mg/L	13:36:39
1	Cd 228.802†	722.2	23.6	-0.0007	mg/L	-0.0007	mg/L	13:36:59
1	Co 228.616†	-223.5	-0.3	-0.0024	mg/L	-0.0024	mg/L	13:36:59
1	Cr 267.716†	2494.2	778.7	0.0034	mg/L	0.0034	mg/L	13:36:39
1	Cu 324.752†	7635.8	3884.6	0.0160	mg/L	0.0160	mg/L	13:36:39
1	Fe 238.204†	6149.5	3820.6	0.0161	mg/L	0.0161	mg/L	13:36:39
1	Fe 234.349†	2327.2	1066.0	0.0189	mg/L	0.0189	mg/L	13:36:59
1	Mg 279.077†	-901.5	98.6	-0.0037	mg/L	-0.0037	mg/L	13:36:39
1	Mn 257.610†	2655.8	799.3	-0.0029	mg/L	-0.0029	mg/L	13:36:39
1	Mo 202.031†	104.9	26.6	0.0009	mg/L	0.0009	mg/L	13:36:59
1	Na 330.237†	3413.1	1149.6	1.898	mg/L	1.898	mg/L	13:36:39

Sequence No.: 56
 Sample ID: 0607164-11
 Analyst:
 Initial Sample Wt:
 Dilution:

Autosampler Location: 54
 Date Collected: 7/14/2006 1:52:02 PM
 Data Type: Original
 Initial Sample Vol:
 Sample Prep Vol:

Replicate Data: 0607164-11

Repl#	Analyte	Net Intensity	Corrected Intensity	Calib. Conc. Units	Sample Conc. Units	Analysis Time
1	Y 360.073	2457781.2	2457781.2			13:53:38
1	Ag 328.068†	304.7	595.5	0.0021 mg/L	0.0021 mg/L	13:53:43
1	Al 237.313†	346767.2	323540.4	37.12 mg/L	37.12 mg/L	13:53:43
1	As 188.979†	-5.9	1.0	0.0111 mg/L	0.0111 mg/L	13:54:04
1	B 182.528†	-2.3	33.0	0.0282 mg/L	0.0282 mg/L	13:54:04
1	Ba 233.527†	23882.8	22339.3	0.1192 mg/L	0.1192 mg/L	13:53:43
1	Be 313.107†	13774.0	10394.0	0.0018 mg/L	0.0018 mg/L	13:53:43
1	Ca 315.886†	852289.6	789669.0	5.497 mg/L	5.497 mg/L	13:53:38
1	Cd 228.802†	820.4	83.4	-0.0013 mg/L	-0.0013 mg/L	13:54:04
1	Co 228.616†	857.8	1018.1	0.0074 mg/L	0.0074 mg/L	13:54:04
1	Cr 267.716†	8891.7	6636.2	0.0465 mg/L	0.0465 mg/L	13:53:43
1	Cu 324.752†	19954.9	15039.1	0.0591 mg/L	0.0591 mg/L	13:53:43
1	Fe 238.204†	5373842.5	5010310.8	36.77 mg/L	36.77 mg/L	13:53:38
1	Fe 234.349†	1623619.2	1513237.3	37.62 mg/L	37.62 mg/L	13:53:38
1	Mg 279.077†	116636.4	109772.8	5.565 mg/L	5.565 mg/L	13:53:43
1	Mn 257.610†	506380.1	470535.4	0.4734 mg/L	0.4734 mg/L	13:53:38
1	Mo 202.031†	119.6	35.7	0.0043 mg/L	0.0043 mg/L	13:54:04
1	Na 330.237†	6569.4	3943.4	5.378 mg/L	5.378 mg/L	13:53:43
1	Ni 231.604†	1696.3	1684.2	0.0292 mg/L	0.0292 mg/L	13:54:04
1	Pb 220.353†	2027.9	1978.1	0.2200 mg/L	0.2200 mg/L	13:54:04
1	Sb 206.836†	137.5	6.3	0.0004 mg/L	0.0004 mg/L	13:54:04
1	Se 196.026†	-1.0	4.1	0.0063 mg/L	0.0063 mg/L	13:54:04
1	Sn 189.927†	134.5	54.5	0.0189 mg/L	0.0189 mg/L	13:54:04
1	Ti 337.279†	1490716.3	1389784.5	2.067 mg/L	2.067 mg/L	13:53:38
1	Tl 190.801†	-8.2	14.6	0.0213 mg/L	0.0213 mg/L	13:54:04
1	V 292.402†	14429.5	11774.8	0.0479 mg/L	0.0479 mg/L	13:53:43
1	Zn 213.857†	12333.1	10214.9	0.1200 mg/L	0.1200 mg/L	13:54:04
2	Y 360.073	2459801.2	2459801.2			13:54:12
2	Ag 328.068†	226.0	521.9	0.0019 mg/L	0.0019 mg/L	13:54:18
2	Al 237.313†	348676.8	325054.5	37.29 mg/L	37.29 mg/L	13:54:18
2	As 188.979†	-10.6	-3.3	0.0051 mg/L	0.0051 mg/L	13:54:38
2	B 182.528†	4.3	39.2	0.0336 mg/L	0.0336 mg/L	13:54:38
2	Ba 233.527†	24031.2	22459.3	0.1198 mg/L	0.1198 mg/L	13:54:18
2	Be 313.107†	13609.7	10230.3	0.0018 mg/L	0.0018 mg/L	13:54:18
2	Ca 315.886†	852366.9	789088.2	5.493 mg/L	5.493 mg/L	13:54:12
2	Cd 228.802†	800.9	64.6	-0.0015 mg/L	-0.0015 mg/L	13:54:38
2	Co 228.616†	845.8	1006.3	0.0072 mg/L	0.0072 mg/L	13:54:38
2	Cr 267.716†	8974.4	6706.5	0.0470 mg/L	0.0470 mg/L	13:54:18
2	Cu 324.752†	19799.1	14878.5	0.0585 mg/L	0.0585 mg/L	13:54:18
2	Fe 238.204†	5374287.8	5006609.4	36.74 mg/L	36.74 mg/L	13:54:12
2	Fe 234.349†	1624053.8	1512398.7	37.60 mg/L	37.60 mg/L	13:54:12
2	Mg 279.077†	117087.9	110104.3	5.582 mg/L	5.582 mg/L	13:54:18
2	Mn 257.610†	506950.4	470679.0	0.4735 mg/L	0.4735 mg/L	13:54:12
2	Mo 202.031†	113.7	30.0	0.0038 mg/L	0.0038 mg/L	13:54:38
2	Na 330.237†	6618.1	3983.7	5.426 mg/L	5.426 mg/L	13:54:18
2	Ni 231.604†	1682.0	1669.6	0.0289 mg/L	0.0289 mg/L	13:54:38
2	Pb 220.353†	2014.2	1963.8	0.2184 mg/L	0.2184 mg/L	13:54:38
2	Sb 206.836†	131.2	0.4	-0.0011 mg/L	-0.0011 mg/L	13:54:38
2	Se 196.026†	-0.9	4.2	0.0064 mg/L	0.0064 mg/L	13:54:38
2	Sn 189.927†	137.9	57.5	0.0200 mg/L	0.0200 mg/L	13:54:38
2	Ti 337.279†	1494251.6	1391937.5	2.070 mg/L	2.070 mg/L	13:54:12
2	Tl 190.801†	-5.8	16.8	0.0230 mg/L	0.0230 mg/L	13:54:38
2	V 292.402†	14496.9	11826.6	0.0481 mg/L	0.0481 mg/L	13:54:18
2	Zn 213.857†	12263.0	10140.1	0.1192 mg/L	0.1192 mg/L	13:54:38

Mean Data: 0607164-11

Analyte	Mean Corrected Intensity	Calib Conc. Units	Std.Dev.	Sample Conc. Units	Std.Dev.	RSD
Y 360.073	2458791.2				1428.41	0.06%

Ag 328.068†	558.7	0.0020 mg/L	0.00017	0.0020 mg/L	0.00017	8.32
Al 237.313†	324297.5	37.21 mg/L	0.124	37.21 mg/L	0.124	0.33
As 188.979†	-1.2	0.0081 mg/L	0.00428	0.0081 mg/L	0.00428	52.77
B 182.528†	36.1	0.0309 mg/L	0.00379	0.0309 mg/L	0.00379	12.26
Ba 233.527†	22399.3	0.1195 mg/L	0.00046	0.1195 mg/L	0.00046	0.38
Be 313.107†	10312.2	0.0018 mg/L	0.00002	0.0018 mg/L	0.00002	1.21
Ca 315.886†	789378.6	5.495 mg/L	0.0029	5.495 mg/L	0.0029	0.05
Cd 228.802†	74.0	-0.0014 mg/L	0.00014	-0.0014 mg/L	0.00014	9.94
Co 228.616†	1012.2	0.0073 mg/L	0.00012	0.0073 mg/L	0.00012	1.64
Cr 267.716†	6671.4	0.0467 mg/L	0.00035	0.0467 mg/L	0.00035	0.75
Cu 324.752†	14958.8	0.0588 mg/L	0.00043	0.0588 mg/L	0.00043	0.73
Fe 238.204†	5008460.1	36.75 mg/L	0.019	36.75 mg/L	0.019	0.05
Fe 234.349†	1512818.0	37.61 mg/L	0.015	37.61 mg/L	0.015	0.04
Mg 279.077†	109938.5	5.573 mg/L	0.0121	5.573 mg/L	0.0121	0.22
Mn 257.610†	470607.2	0.4734 mg/L	0.00010	0.4734 mg/L	0.00010	0.02
Mo 202.031†	32.8	0.0041 mg/L	0.00034	0.0041 mg/L	0.00034	8.27
Na 330.237†	3963.5	5.402 mg/L	0.0337	5.402 mg/L	0.0337	0.62
Ni 231.604†	1676.9	0.0291 mg/L	0.00019	0.0291 mg/L	0.00019	0.66
Pb 220.353†	1970.9	0.2192 mg/L	0.00110	0.2192 mg/L	0.00110	0.50
Sb 206.836†	3.4	-0.0004 mg/L	0.00107	-0.0004 mg/L	0.00107	294.23
Se 196.026†	4.2	0.0063 mg/L	0.00011	0.0063 mg/L	0.00011	1.79
Sn 189.927†	56.0	0.0194 mg/L	0.00073	0.0194 mg/L	0.00073	3.74
Ti 337.279†	1390861.0	2.068 mg/L	0.0023	2.068 mg/L	0.0023	0.11
Tl 190.801†	15.7	0.0221 mg/L	0.00121	0.0221 mg/L	0.00121	5.49
V 292.402†	11800.7	0.0480 mg/L	0.00016	0.0480 mg/L	0.00016	0.33
Zn 213.857†	10177.5	0.1196 mg/L	0.00062	0.1196 mg/L	0.00062	0.52

Sequence No.: 57
Sample ID: 0607164-12
Analyst:
Initial Sample Wt:
Dilution:

Autosampler Location: 55
Date Collected: 7/14/2006 1:56:15 PM
Data Type: Original
Initial Sample Vol:
Sample Prep Vol:

Replicate Data: 0607164-12

Repl#	Analyte	Net Intensity	Corrected Intensity	Calib. Conc. Units	Sample Conc. Units	Analysis Time
1	Y 360.073	2523757.5	2523757.5			13:57:51
1	Ag 328.068†	176.8	471.9	0.0017 mg/L	0.0017 mg/L	13:57:56
1	Al 237.313†	896455.5	814407.4	93.81 mg/L	93.81 mg/L	13:57:51
1	As 188.979†	-4.5	2.4	0.0209 mg/L	0.0209 mg/L	13:58:16
1	B 182.528†	31.5	63.8	0.0550 mg/L	0.0550 mg/L	13:58:16
1	Ba 233.527†	40800.7	37124.8	0.1990 mg/L	0.1990 mg/L	13:57:56
1	Be 313.107†	27889.3	22880.2	0.0041 mg/L	0.0041 mg/L	13:57:56
1	Ca 315.886†	2613874.5	2369064.7	16.54 mg/L	16.54 mg/L	13:57:51
1	Cd 228.802†	833.7	75.5	-0.0017 mg/L	-0.0017 mg/L	13:58:16
1	Co 228.616†	1542.9	1619.5	0.0131 mg/L	0.0131 mg/L	13:58:16
1	Cr 267.716†	14965.0	11936.3	0.0832 mg/L	0.0832 mg/L	13:57:56
1	Cu 324.752†	17101.2	11960.3	0.0479 mg/L	0.0479 mg/L	13:57:56
1	Fe 238.204†	5918625.8	5374140.6	39.44 mg/L	39.44 mg/L	13:57:51
1	Fe 234.349†	1794569.2	1628933.1	40.50 mg/L	40.50 mg/L	13:57:51
1	Mg 279.077†	149525.4	136804.2	6.963 mg/L	6.963 mg/L	13:57:56
1	Mn 257.610†	3360043.0	3050381.4	3.082 mg/L	3.082 mg/L	13:57:51
1	Mo 202.031†	136.2	47.8	0.0056 mg/L	0.0056 mg/L	13:58:16
1	Na 330.237†	7286.4	4434.4	5.987 mg/L	5.987 mg/L	13:57:56
1	Ni 231.604†	3734.5	3494.4	0.0629 mg/L	0.0629 mg/L	13:58:16
1	Pb 220.353†	1671.2	1604.7	0.1842 mg/L	0.1842 mg/L	13:58:16
1	Sb 206.836†	146.2	10.9	0.0011 mg/L	0.0011 mg/L	13:58:16
1	Se 196.026†	-0.9	4.3	0.0065 mg/L	0.0065 mg/L	13:58:16
1	Sn 189.927†	137.5	53.9	0.0217 mg/L	0.0217 mg/L	13:58:16
1	Ti 337.279†	2478636.9	2250836.1	3.348 mg/L	3.348 mg/L	13:57:51
1	Tl 190.801†	-57.9	-30.4	0.0262 mg/L	0.0262 mg/L	13:58:16
1	V 292.402†	26094.0	22018.7	0.0908 mg/L	0.0908 mg/L	13:57:56
1	Zn 213.857†	12819.8	10356.2	0.1226 mg/L	0.1226 mg/L	13:58:16
2	Y 360.073	2498516.7	2498516.7			13:58:26
2	Ag 328.068†	88.7	392.7	0.0015 mg/L	0.0015 mg/L	13:58:31
2	Al 237.313†	890651.7	817308.6	94.14 mg/L	94.14 mg/L	13:58:26
2	As 188.979†	-7.9	-0.8	0.0165 mg/L	0.0165 mg/L	13:58:51
2	B 182.528†	36.8	68.9	0.0595 mg/L	0.0595 mg/L	13:58:51
2	Ba 233.527†	40349.2	37084.9	0.1988 mg/L	0.1988 mg/L	13:58:31

Ag 328.068†	558.7	0.0020 mg/L	0.00017	0.0020 mg/L	0.00017	8.32%
Al 237.313†	324297.5	37.21 mg/L	0.124	37.21 mg/L	0.124	0.33%
As 188.979†	-1.2	0.0081 mg/L	0.00428	0.0081 mg/L	0.00428	52.77%
B 182.528†	36.1	0.0309 mg/L	0.00379	0.0309 mg/L	0.00379	12.26%
Ba 233.527†	22399.3	0.1195 mg/L	0.00046	0.1195 mg/L	0.00046	0.38%
Be 313.107†	10312.2	0.0018 mg/L	0.00002	0.0018 mg/L	0.00002	1.21%
Ca 315.886†	789378.6	5.495 mg/L	0.0029	5.495 mg/L	0.0029	0.05%
Cd 228.802†	74.0	-0.0014 mg/L	0.00014	-0.0014 mg/L	0.00014	9.94%
Co 228.616†	1012.2	0.0073 mg/L	0.00012	0.0073 mg/L	0.00012	1.64%
Cr 267.716†	6671.4	0.0467 mg/L	0.00035	0.0467 mg/L	0.00035	0.75%
Cu 324.752†	14958.8	0.0588 mg/L	0.00043	0.0588 mg/L	0.00043	0.73%
Fe 238.204†	5008460.1	36.75 mg/L	0.019	36.75 mg/L	0.019	0.05%
Fe 234.349†	1512818.0	37.61 mg/L	0.015	37.61 mg/L	0.015	0.04%
Mg 279.077†	109938.5	5.573 mg/L	0.0121	5.573 mg/L	0.0121	0.22%
Mn 257.610†	470607.2	0.4734 mg/L	0.00010	0.4734 mg/L	0.00010	0.02%
Mo 202.031†	32.8	0.0041 mg/L	0.00034	0.0041 mg/L	0.00034	8.27%
Na 330.237†	3963.5	5.402 mg/L	0.0337	5.402 mg/L	0.0337	0.62%
Ni 231.604†	1676.9	0.0291 mg/L	0.00019	0.0291 mg/L	0.00019	0.66%
Pb 220.353†	1970.9	0.2192 mg/L	0.00110	0.2192 mg/L	0.00110	0.50%
Sb 206.836†	3.4	-0.0004 mg/L	0.00107	-0.0004 mg/L	0.00107	294.23%
Se 196.026†	4.2	0.0063 mg/L	0.00011	0.0063 mg/L	0.00011	1.79%
Sn 189.927†	56.0	0.0194 mg/L	0.00073	0.0194 mg/L	0.00073	3.74%
Ti 337.279†	1390861.0	2.068 mg/L	0.0023	2.068 mg/L	0.0023	0.11%
Tl 190.801†	15.7	0.0221 mg/L	0.00121	0.0221 mg/L	0.00121	5.49%
V 292.402†	11800.7	0.0480 mg/L	0.00016	0.0480 mg/L	0.00016	0.33%
Zn 213.857†	10177.5	0.1196 mg/L	0.00062	0.1196 mg/L	0.00062	0.52%

Sequence No.: 57
 Sample ID: 0607164-12
 Analyst:
 Initial Sample Wt:
 Dilution:

Autosampler Location: 55
 Date Collected: 7/14/2006 1:56:15 PM
 Data Type: Original
 Initial Sample Vol:
 Sample Prep Vol:

Replicate Data: 0607164-12

Repl#	Analyte	Net Intensity	Corrected Intensity	Calib. Conc. Units	Sample Conc. Units	Analysis Time
1	Y 360.073	2523757.5	2523757.5			13:57:51
1	Ag 328.068†	176.8	471.9	0.0017 mg/L	0.0017 mg/L	13:57:56
1	Al 237.313†	896455.5	814407.4	93.81 mg/L	93.81 mg/L	13:57:51
1	As 188.979†	-4.5	2.4	0.0209 mg/L	0.0209 mg/L	13:58:16
1	B 182.528†	31.5	63.8	0.0550 mg/L	0.0550 mg/L	13:58:16
1	Ba 233.527†	40800.7	37124.8	0.1990 mg/L	0.1990 mg/L	13:57:56
1	Be 313.107†	27889.3	22880.2	0.0041 mg/L	0.0041 mg/L	13:57:56
1	Ca 315.886†	2613874.5	2369064.7	16.54 mg/L	16.54 mg/L	13:57:51
1	Cd 228.802†	833.7	75.5	-0.0017 mg/L	-0.0017 mg/L	13:58:16
1	Co 228.616†	1542.9	1619.5	0.0131 mg/L	0.0131 mg/L	13:58:16
1	Cr 267.716†	14965.0	11936.3	0.0832 mg/L	0.0832 mg/L	13:57:56
1	Cu 324.752†	17101.2	11960.3	0.0479 mg/L	0.0479 mg/L	13:57:56
1	Fe 238.204†	5918625.8	5374140.6	39.44 mg/L	39.44 mg/L	13:57:51
1	Fe 234.349†	1794569.2	1628933.1	40.50 mg/L	40.50 mg/L	13:57:51
1	Mg 279.077†	149525.4	136804.2	6.963 mg/L	6.963 mg/L	13:57:56
1	Mn 257.610†	3360043.0	3050381.4	3.082 mg/L	3.082 mg/L	13:57:51
1	Mo 202.031†	136.2	47.8	0.0056 mg/L	0.0056 mg/L	13:58:16
1	Na 330.237†	7286.4	4434.4	5.987 mg/L	5.987 mg/L	13:57:56
1	Ni 231.604†	3734.5	3494.4	0.0629 mg/L	0.0629 mg/L	13:58:16
1	Pb 220.353†	1671.2	1604.7	0.1842 mg/L	0.1842 mg/L	13:58:16
1	Sb 206.836†	146.2	10.9	0.0011 mg/L	0.0011 mg/L	13:58:16
1	Se 196.026†	-0.9	4.3	0.0065 mg/L	0.0065 mg/L	13:58:16
1	Sn 189.927†	137.5	53.9	0.0217 mg/L	0.0217 mg/L	13:58:16
1	Ti 337.279†	2478636.9	2250836.1	3.348 mg/L	3.348 mg/L	13:57:51
1	Tl 190.801†	-57.9	-30.4	0.0262 mg/L	0.0262 mg/L	13:58:16
1	V 292.402†	26094.0	22018.7	0.0908 mg/L	0.0908 mg/L	13:57:56
1	Zn 213.857†	12819.8	10356.2	0.1226 mg/L	0.1226 mg/L	13:58:16
2	Y 360.073	2498516.7	2498516.7			13:58:26
2	Ag 328.068†	88.7	392.7	0.0015 mg/L	0.0015 mg/L	13:58:31
2	Al 237.313†	890651.7	817308.6	94.14 mg/L	94.14 mg/L	13:58:26
2	As 188.979†	-7.9	-0.8	0.0165 mg/L	0.0165 mg/L	13:58:51
2	B 182.528†	36.8	68.9	0.0595 mg/L	0.0595 mg/L	13:58:51
2	Ba 233.527†	40349.2	37084.9	0.1988 mg/L	0.1988 mg/L	13:58:31

2	Be 313.107†	27554.7	22829.0	0.0041 mg/L	0.0041 mg/L	13:58:31
2	Ca 315.886†	2605281.1	2385166.6	16.66 mg/L	16.66 mg/L	13:58:26
2	Cd 228.802†	824.8	74.9	-0.0017 mg/L	-0.0017 mg/L	13:58:51
2	Co 228.616†	1572.9	1661.2	0.0136 mg/L	0.0136 mg/L	13:58:51
2	Cr 267.716†	14822.0	11942.3	0.0833 mg/L	0.0833 mg/L	13:58:31
2	Cu 324.752†	16801.8	11842.5	0.0475 mg/L	0.0475 mg/L	13:58:31
2	Fe 238.204†	5895296.2	5407047.9	39.68 mg/L	39.68 mg/L	13:58:26
2	Fe 234.349†	1787230.8	1638667.9	40.74 mg/L	40.74 mg/L	13:58:26
2	Mg 279.077†	148084.0	136853.8	6.965 mg/L	6.965 mg/L	13:58:31
2	Mn 257.610†	3345188.1	3067585.4	3.099 mg/L	3.099 mg/L	13:58:26
2	Mo 202.031†	126.8	40.4	0.0050 mg/L	0.0050 mg/L	13:58:51
2	Na 330.237†	7231.5	4451.0	6.008 mg/L	6.008 mg/L	13:58:31
2	Ni 231.604†	3794.5	3583.6	0.0646 mg/L	0.0646 mg/L	13:58:51
2	Pb 220.353†	1680.4	1628.4	0.1868 mg/L	0.1868 mg/L	13:58:51
2	Sb 206.836†	145.3	11.4	0.0012 mg/L	0.0012 mg/L	13:58:51
2	Se 196.026†	-4.3	1.2	0.0019 mg/L	0.0019 mg/L	13:58:51
2	Sn 189.927†	131.7	49.9	0.0204 mg/L	0.0204 mg/L	13:58:51
2	Ti 337.279†	2463466.2	2259661.8	3.361 mg/L	3.361 mg/L	13:58:26
2	Tl 190.801†	-60.5	-33.3	0.0243 mg/L	0.0243 mg/L	13:58:51
2	V 292.402†	25862.5	22045.7	0.0909 mg/L	0.0909 mg/L	13:58:31
2	Zn 213.857†	12895.7	10543.6	0.1248 mg/L	0.1248 mg/L	13:58:51

Mean Data: 0607164-12

Analyte	Mean Corrected Intensity	Calib Conc. Units	Std.Dev.	Sample Conc. Units	Std.Dev.	RSD
Y 360.073	2511137.1				17847.95	0.71%
Ag 328.068†	432.3	0.0016 mg/L	0.00018	0.0016 mg/L	0.00018	11.14%
Al 237.313†	815858.0	93.97 mg/L	0.236	93.97 mg/L	0.236	0.25%
As 188.979†	0.8	0.0187 mg/L	0.00310	0.0187 mg/L	0.00310	16.63%
B 182.528†	66.4	0.0573 mg/L	0.00316	0.0573 mg/L	0.00316	5.51%
Ba 233.527†	37104.8	0.1989 mg/L	0.00015	0.1989 mg/L	0.00015	0.08%
Be 313.107†	22854.6	0.0041 mg/L	0.00001	0.0041 mg/L	0.00001	0.16%
Ca 315.886†	2377115.7	16.60 mg/L	0.080	16.60 mg/L	0.080	0.48%
Cd 228.802†	75.2	-0.0017 mg/L	0.00000	-0.0017 mg/L	0.00000	0.06%
Co 228.616†	1640.3	0.0134 mg/L	0.00039	0.0134 mg/L	0.00039	2.91%
Cr 267.716†	11939.3	0.0832 mg/L	0.00004	0.0832 mg/L	0.00004	0.04%
Cu 324.752†	11901.4	0.0477 mg/L	0.00031	0.0477 mg/L	0.00031	0.65%
Fe 238.204†	5390594.3	39.56 mg/L	0.171	39.56 mg/L	0.171	0.43%
Fe 234.349†	1633800.5	40.62 mg/L	0.171	40.62 mg/L	0.171	0.42%
Mg 279.077†	136829.0	6.964 mg/L	0.0015	6.964 mg/L	0.0015	0.02%
Mn 257.610†	3058983.4	3.091 mg/L	0.0123	3.091 mg/L	0.0123	0.40%
Mo 202.031†	44.1	0.0053 mg/L	0.00043	0.0053 mg/L	0.00043	8.12%
Na 330.237†	4442.7	5.997 mg/L	0.0146	5.997 mg/L	0.0146	0.24%
Ni 231.604†	3539.0	0.0638 mg/L	0.00118	0.0638 mg/L	0.00118	1.84%
Pb 220.353†	1616.5	0.1855 mg/L	0.00187	0.1855 mg/L	0.00187	1.01%
Sb 206.836†	11.2	0.0011 mg/L	0.00010	0.0011 mg/L	0.00010	8.58%
Se 196.026†	2.7	0.0042 mg/L	0.00327	0.0042 mg/L	0.00327	78.25%
Sn 189.927†	51.9	0.0210 mg/L	0.00094	0.0210 mg/L	0.00094	4.48%
Ti 337.279†	2255249.0	3.355 mg/L	0.0093	3.355 mg/L	0.0093	0.28%
Tl 190.801†	-31.8	0.0252 mg/L	0.00137	0.0252 mg/L	0.00137	5.44%
V 292.402†	22032.2	0.0909 mg/L	0.00007	0.0909 mg/L	0.00007	0.08%
Zn 213.857†	10449.9	0.1237 mg/L	0.00156	0.1237 mg/L	0.00156	1.26%

Sequence No.: 58
Sample ID: 0607164-13
Analyst:
Initial Sample Wt:
Dilution:

Autosampler Location: 56
Date Collected: 7/14/2006 2:00:28 PM
Data Type: Original
Initial Sample Vol:
Sample Prep Vol:

Replicate Data: 0607164-13

Rep#	Analyte	Net Intensity	Corrected Intensity	Calib. Conc. Units	Sample Conc. Units	Analysis Time
1	Y 360.073	2431679.7	2431679.7			14:02:04
1	Ag 328.068†	6541.3	6478.3	0.0208 mg/L	0.0208 mg/L	14:02:09
1	Al 237.313†	303613.0	286327.8	32.78 mg/L	32.78 mg/L	14:02:09
1	As 188.979†	-1.8	4.8	0.0155 mg/L	0.0155 mg/L	14:02:29
1	B 182.528†	30.2	63.6	0.0549 mg/L	0.0549 mg/L	14:02:29
1	Ba 233.527†	19770.5	18701.5	0.0995 mg/L	0.0995 mg/L	14:02:09

1	Be 313.107†	11712.3	8588.2	0.0015 mg/L	0.0015 mg/L	14:02:0	
1	Ca 315.886†	672617.1	628812.3	4.372 mg/L	4.372 mg/L	14:02:0	
1	Cd 228.802†	864.5	133.1	-0.0009 mg/L	-0.0009 mg/L	14:02:0	
1	Co 228.616†	2228.5	2319.0	0.0257 mg/L	0.0257 mg/L	14:02:0	
1	Cr 267.716†	11222.9	8923.0	0.0628 mg/L	0.0628 mg/L	14:02:0	
1	Cu 324.752†	166660.9	153549.0	0.5831 mg/L	0.5831 mg/L	14:02:0	
1	Fe 238.204†	6063392.8	5714202.3	41.93 mg/L	41.93 mg/L	14:02:0	
1	Fe 234.349†	1835346.6	1729103.7	42.99 mg/L	42.99 mg/L	14:02:0	
1	Mg 279.077†	156096.0	148141.9	7.529 mg/L	7.529 mg/L	14:02:0	
1	Mn 257.610†	656452.6	617089.3	0.6217 mg/L	0.6217 mg/L	14:02:0	
1	Mo 202.031†	106.7	24.7	0.0038 mg/L	0.0038 mg/L	14:02:0	
1	Na 330.237†	6590.6	4029.1	5.483 mg/L	5.483 mg/L	14:02:0	
1	Ni 231.604†	4240.9	4100.2	0.0742 mg/L	0.0742 mg/L	14:02:0	
1	Pb 220.353†	7060.8	6743.2	0.7448 mg/L	0.7448 mg/L	14:02:0	
1	Sb 206.836†	125.1	-4.0	-0.0024 mg/L	-0.0024 mg/L	14:02:0	
1	Se 196.026†	-6.4	-1.0	-0.0013 mg/L	-0.0013 mg/L	14:02:0	
1	Sn 189.927†	166.5	86.0	0.0292 mg/L	0.0292 mg/L	14:02:0	
1	Ti 337.279†	1359461.0	1280966.2	1.905 mg/L	1.905 mg/L	14:02:0	
1	Tl 190.801†	-30.9	-6.9	0.0059 mg/L	0.0059 mg/L	14:02:0	
1	V 292.402†	15158.7	12606.8	0.0517 mg/L	0.0517 mg/L	14:02:0	
1	Zn 213.857†	33851.4	30625.2	0.3603 mg/L	0.3603 mg/L	14:02:0	
2	Y 360.073	2450283.1	2450283.1			14:02:3	
2	Ag 328.068†	6540.7	6430.8	0.0207 mg/L	0.0207 mg/L	14:02:4	
2	Al 237.313†	301148.4	281848.7	32.26 mg/L	32.26 mg/L	14:02:4	
2	As 188.979†	-3.9	2.8	0.0127 mg/L	0.0127 mg/L	14:03:0	
2	B 182.528†	27.0	60.4	0.0521 mg/L	0.0521 mg/L	14:03:0	
2	Ba 233.527†	19578.3	18380.1	0.0978 mg/L	0.0978 mg/L	14:02:4	
2	Be 313.107†	11514.2	8319.1	0.0014 mg/L	0.0014 mg/L	14:02:4	
2	Ca 315.886†	677575.5	628637.0	4.371 mg/L	4.371 mg/L	14:02:3	
2	Cd 228.802†	869.3	131.5	-0.0009 mg/L	-0.0009 mg/L	14:03:0	
2	Co 228.616†	2238.7	2312.6	0.0256 mg/L	0.0256 mg/L	14:03:0	
2	Cr 267.716†	11184.5	8806.7	0.0620 mg/L	0.0620 mg/L	14:02:4	
2	Cu 324.752†	166009.0	151746.1	0.5762 mg/L	0.5762 mg/L	14:02:4	
2	Fe 238.204†	6105053.6	5709779.9	41.90 mg/L	41.90 mg/L	14:02:3	
2	Fe 234.349†	1848162.0	1727956.8	42.96 mg/L	42.96 mg/L	14:02:3	
2	Mg 279.077†	154665.2	145685.9	7.403 mg/L	7.403 mg/L	14:02:4	
2	Mn 257.610†	661111.4	616749.4	0.6214 mg/L	0.6214 mg/L	14:02:3	
2	Mo 202.031†	114.3	31.0	0.0043 mg/L	0.0043 mg/L	14:03:0	
2	Na 330.237†	6631.6	4020.3	5.473 mg/L	5.473 mg/L	14:02:4	
2	Ni 231.604†	4208.1	4039.1	0.0731 mg/L	0.0731 mg/L	14:03:0	
2	Pb 220.353†	7076.8	6707.7	0.7409 mg/L	0.7409 mg/L	14:03:0	
2	Sb 206.836†	128.2	-2.0	-0.0019 mg/L	-0.0019 mg/L	14:03:0	
2	Se 196.026†	-4.4	0.9	0.0015 mg/L	0.0015 mg/L	14:03:0	
2	Sn 189.927†	162.6	81.1	0.0275 mg/L	0.0275 mg/L	14:03:0	
2	Ti 337.279†	1370223.9	1281305.3	1.905 mg/L	1.905 mg/L	14:02:3	
2	Tl 190.801†	-23.2	0.5	0.0117 mg/L	0.0117 mg/L	14:03:0	
2	V 292.402†	14985.6	12336.3	0.0505 mg/L	0.0505 mg/L	14:02:4	
2	Zn 213.857†	33658.6	30202.5	0.3553 mg/L	0.3553 mg/L	14:02:4	

Mean Data: 0607164-13

Analyte	Mean Corrected Intensity	Calib Conc. Units	Std.Dev.	Sample Conc. Units	Std.Dev.	RSD
Y 360.073	2440981.4				13154.57	0.54
Ag 328.068†	6454.6	0.0208 mg/L	0.00011	0.0208 mg/L	0.00011	0.52
Al 237.313†	284088.2	32.52 mg/L	0.366	32.52 mg/L	0.366	1.12
As 188.979†	3.8	0.0141 mg/L	0.00194	0.0141 mg/L	0.00194	13.78
B 182.528†	62.0	0.0535 mg/L	0.00195	0.0535 mg/L	0.00195	3.65
Ba 233.527†	18540.8	0.0987 mg/L	0.00123	0.0987 mg/L	0.00123	1.24
Be 313.107†	8453.6	0.0015 mg/L	0.00004	0.0015 mg/L	0.00004	2.42
Ca 315.886†	628724.6	4.371 mg/L	0.0009	4.371 mg/L	0.0009	0.02
Cd 228.802†	132.3	-0.0009 mg/L	0.00001	-0.0009 mg/L	0.00001	0.77
Co 228.616†	2315.8	0.0256 mg/L	0.00006	0.0256 mg/L	0.00006	0.24
Cr 267.716†	8864.9	0.0624 mg/L	0.00058	0.0624 mg/L	0.00058	0.93
Cu 324.752†	152647.6	0.5797 mg/L	0.00482	0.5797 mg/L	0.00482	0.83
Fe 238.204†	5711991.1	41.92 mg/L	0.023	41.92 mg/L	0.023	0.05
Fe 234.349†	1728530.2	42.97 mg/L	0.020	42.97 mg/L	0.020	0.05
Mg 279.077†	146913.9	7.466 mg/L	0.0893	7.466 mg/L	0.0893	1.20
Mn 257.610†	616919.4	0.6215 mg/L	0.00024	0.6215 mg/L	0.00024	0.04
Mo 202.031†	27.9	0.0040 mg/L	0.00038	0.0040 mg/L	0.00038	9.31
Na 330.237†	4024.7	5.478 mg/L	0.0072	5.478 mg/L	0.0072	0.13

1	Be 313.107†	11712.3	8588.2	0.0015 mg/L	0.0015 mg/L	14:02:09
1	Ca 315.886†	672617.1	628812.3	4.372 mg/L	4.372 mg/L	14:02:04
1	Cd 228.802†	864.5	133.1	-0.0009 mg/L	-0.0009 mg/L	14:02:29
1	Co 228.616†	2228.5	2319.0	0.0257 mg/L	0.0257 mg/L	14:02:29
1	Cr 267.716†	11222.9	8923.0	0.0628 mg/L	0.0628 mg/L	14:02:09
1	Cu 324.752†	166660.9	153549.0	0.5831 mg/L	0.5831 mg/L	14:02:09
1	Fe 238.204†	6063392.8	5714202.3	41.93 mg/L	41.93 mg/L	14:02:04
1	Fe 234.349†	1835346.6	1729103.7	42.99 mg/L	42.99 mg/L	14:02:04
1	Mg 279.077†	156096.0	148141.9	7.529 mg/L	7.529 mg/L	14:02:09
1	Mn 257.610†	656452.6	617089.3	0.6217 mg/L	0.6217 mg/L	14:02:04
1	Mo 202.031†	106.7	24.7	0.0038 mg/L	0.0038 mg/L	14:02:29
1	Na 330.237†	6590.6	4029.1	5.483 mg/L	5.483 mg/L	14:02:09
1	Ni 231.604†	4240.9	4100.2	0.0742 mg/L	0.0742 mg/L	14:02:29
1	Pb 220.353†	7060.8	6743.2	0.7448 mg/L	0.7448 mg/L	14:02:29
1	Sb 206.836†	125.1	-4.0	-0.0024 mg/L	-0.0024 mg/L	14:02:29
1	Se 196.026†	-6.4	-1.0	-0.0013 mg/L	-0.0013 mg/L	14:02:29
1	Sn 189.927†	166.5	86.0	0.0292 mg/L	0.0292 mg/L	14:02:29
1	Ti 337.279†	1359461.0	1280966.2	1.905 mg/L	1.905 mg/L	14:02:04
1	Tl 190.801†	-30.9	-6.9	0.0059 mg/L	0.0059 mg/L	14:02:29
1	V 292.402†	15158.7	12606.8	0.0517 mg/L	0.0517 mg/L	14:02:09
1	Zn 213.857†	33851.4	30625.2	0.3603 mg/L	0.3603 mg/L	14:02:09
2	Y 360.073	2450283.1	2450283.1			14:02:38
2	Ag 328.068†	6540.7	6430.8	0.0207 mg/L	0.0207 mg/L	14:02:44
2	Al 237.313†	301148.4	281848.7	32.26 mg/L	32.26 mg/L	14:02:44
2	As 188.979†	-3.9	2.8	0.0127 mg/L	0.0127 mg/L	14:03:04
2	B 182.528†	27.0	60.4	0.0521 mg/L	0.0521 mg/L	14:03:04
2	Ba 233.527†	19578.3	18380.1	0.0978 mg/L	0.0978 mg/L	14:02:44
2	Be 313.107†	11514.2	8319.1	0.0014 mg/L	0.0014 mg/L	14:02:44
2	Ca 315.886†	677575.5	628637.0	4.371 mg/L	4.371 mg/L	14:02:38
2	Cd 228.802†	869.3	131.5	-0.0009 mg/L	-0.0009 mg/L	14:03:04
2	Co 228.616†	2238.7	2312.6	0.0256 mg/L	0.0256 mg/L	14:03:04
2	Cr 267.716†	11184.5	8806.7	0.0620 mg/L	0.0620 mg/L	14:02:44
2	Cu 324.752†	166009.0	151746.1	0.5762 mg/L	0.5762 mg/L	14:02:44
2	Fe 238.204†	6105053.6	5709779.9	41.90 mg/L	41.90 mg/L	14:02:38
2	Fe 234.349†	1848162.0	1727956.8	42.96 mg/L	42.96 mg/L	14:02:38
2	Mg 279.077†	154665.2	145685.9	7.403 mg/L	7.403 mg/L	14:02:44
2	Mn 257.610†	661111.4	616749.4	0.6214 mg/L	0.6214 mg/L	14:02:38
2	Mo 202.031†	114.3	31.0	0.0043 mg/L	0.0043 mg/L	14:03:04
2	Na 330.237†	6631.6	4020.3	5.473 mg/L	5.473 mg/L	14:02:44
2	Ni 231.604†	4208.1	4039.1	0.0731 mg/L	0.0731 mg/L	14:03:04
2	Pb 220.353†	7076.8	6707.7	0.7409 mg/L	0.7409 mg/L	14:03:04
2	Sb 206.836†	128.2	-2.0	-0.0019 mg/L	-0.0019 mg/L	14:03:04
2	Se 196.026†	-4.4	0.9	0.0015 mg/L	0.0015 mg/L	14:03:04
2	Sn 189.927†	162.6	81.1	0.0275 mg/L	0.0275 mg/L	14:03:04
2	Ti 337.279†	1370223.9	1281305.3	1.905 mg/L	1.905 mg/L	14:02:38
2	Tl 190.801†	-23.2	0.5	0.0117 mg/L	0.0117 mg/L	14:03:04
2	V 292.402†	14985.6	12336.3	0.0505 mg/L	0.0505 mg/L	14:02:44
2	Zn 213.857†	33658.6	30202.5	0.3553 mg/L	0.3553 mg/L	14:02:44

Mean Data: 0607164-13

Analyte	Mean Corrected Intensity	Calib Conc. Units	Std.Dev.	Sample Conc. Units	Std.Dev.	RSD
Y 360.073	2440981.4				13154.57	0.54%
Ag 328.068†	6454.6	0.0208 mg/L	0.00011	0.0208 mg/L	0.00011	0.52%
Al 237.313†	284088.2	32.52 mg/L	0.366	32.52 mg/L	0.366	1.12%
As 188.979†	3.8	0.0141 mg/L	0.00194	0.0141 mg/L	0.00194	13.78%
B 182.528†	62.0	0.0535 mg/L	0.00195	0.0535 mg/L	0.00195	3.65%
Ba 233.527†	18540.8	0.0987 mg/L	0.00123	0.0987 mg/L	0.00123	1.24%
Be 313.107†	8453.6	0.0015 mg/L	0.00004	0.0015 mg/L	0.00004	2.42%
Ca 315.886†	628724.6	4.371 mg/L	0.0009	4.371 mg/L	0.0009	0.02%
Cd 228.802†	132.3	-0.0009 mg/L	0.00001	-0.0009 mg/L	0.00001	0.77%
Co 228.616†	2315.8	0.0256 mg/L	0.00006	0.0256 mg/L	0.00006	0.24%
Cr 267.716†	8864.9	0.0624 mg/L	0.00058	0.0624 mg/L	0.00058	0.93%
Cu 324.752†	152647.6	0.5797 mg/L	0.00482	0.5797 mg/L	0.00482	0.83%
Fe 238.204†	5711991.1	41.92 mg/L	0.023	41.92 mg/L	0.023	0.05%
Fe 234.349†	1728530.2	42.97 mg/L	0.020	42.97 mg/L	0.020	0.05%
Mg 279.077†	146913.9	7.466 mg/L	0.0893	7.466 mg/L	0.0893	1.20%
Mn 257.610†	616919.4	0.6215 mg/L	0.00024	0.6215 mg/L	0.00024	0.04%
Mo 202.031†	27.9	0.0040 mg/L	0.00038	0.0040 mg/L	0.00038	9.31%
Na 330.237†	4024.7	5.478 mg/L	0.0072	5.478 mg/L	0.0072	0.13%

Ni 231.604†	4069.7	0.0736 mg/L	0.00080	0.0736 mg/L	0.00080	1.09%
Pb 220.353†	6725.5	0.7429 mg/L	0.00280	0.7429 mg/L	0.00280	0.38%
Sb 206.836†	-3.0	-0.0021 mg/L	0.00037	-0.0021 mg/L	0.00037	17.41%
Se 196.026†	-0.0	0.0001 mg/L	0.00199	0.0001 mg/L	0.00199	>999.9%
Sn 189.927†	83.6	0.0284 mg/L	0.00117	0.0284 mg/L	0.00117	4.11%
Ti 337.279†	1281135.7	1.905 mg/L	0.0004	1.905 mg/L	0.0004	0.02%
Tl 190.801†	-3.2	0.0088 mg/L	0.00409	0.0088 mg/L	0.00409	46.59%
V 292.402†	12471.6	0.0511 mg/L	0.00082	0.0511 mg/L	0.00082	1.61%
Zn 213.857†	30413.9	0.3578 mg/L	0.00352	0.3578 mg/L	0.00352	0.98%

Sequence No.: 59
Sample ID: 0607164-14
Analyst:
Initial Sample Wt:
Dilution:

Autosampler Location: 57
Date Collected: 7/14/2006 2:04:41 PM
Data Type: Original
Initial Sample Vol:
Sample Prep Vol:

Replicate Data: 0607164-14

Repl#	Analyte	Net Intensity	Corrected Intensity	Calib. Conc. Units	Sample Conc. Units	Analysis Time
1	Y 360.073	2559004.7	2559004.7			14:06:30
1	Ag 328.068†	297877.4	267168.4	0.8506 mg/L	0.8506 mg/L	14:06:35
1	Al 237.313†	596040.9	534061.1	60.39 mg/L	60.39 mg/L	14:06:35
1	As 188.979†	70.0	69.2	0.1103 mg/L	0.1103 mg/L	14:06:56
1	B 182.528†	-174.2	-120.9	-0.1059 mg/L	-0.1059 mg/L	14:06:56
1	Ba 233.527†	140807.4	126206.4	0.6801 mg/L	0.6801 mg/L	14:06:35
1	Be 313.107†	29598.9	24062.7	0.0048 mg/L	0.0048 mg/L	14:06:35
1	Ca 315.886†	6373443.0	5704416.6	39.87 mg/L	39.87 mg/L	14:06:30
1	Cd 228.802†	7282.6	5842.4	0.0604 mg/L	0.0604 mg/L	14:06:56
1	Co 228.616†	5520.8	5163.9	0.0626 mg/L	0.0626 mg/L	14:06:56
1	Cr 267.716†	75128.9	65647.5	0.4690 mg/L	0.4690 mg/L	14:06:35
1	Cu 324.752†	2498458.1	2234700.7	8.458 mg/L	8.458 mg/L	14:06:30
1	Fe 238.204†	24621150.7	22054977.2	161.9 mg/L	161.9 mg/L	14:06:21
1	Fe 234.349†	8397432.8	7521737.2	187.0 mg/L	187.0 mg/L	14:06:21
1	Mg 279.077†	249533.1	224526.6	11.18 mg/L	11.18 mg/L	14:06:35
1	Mn 257.610†	4689748.0	4199574.1	4.249 mg/L	4.249 mg/L	14:06:30
1	Mo 202.031†	243.0	141.8	0.0240 mg/L	0.0240 mg/L	14:06:56
1	Na 330.237†	8580.2	5502.4	7.179 mg/L	7.179 mg/L	14:06:35
1	Ni 231.604†	56898.6	51075.3	0.9495 mg/L	0.9495 mg/L	14:06:35
1	Pb 220.353†	285530.2	255882.3	28.22 mg/L	28.22 mg/L	14:06:35
1	Sb 206.836†	235.4	89.0	0.0161 mg/L	0.0161 mg/L	14:06:56
1	Se 196.026†	11.0	14.9	0.0222 mg/L	0.0222 mg/L	14:06:56
1	Sn 189.927†	1977.0	1700.1	0.5755 mg/L	0.5755 mg/L	14:06:56
1	Ti 337.279†	2094793.8	1875953.3	2.790 mg/L	2.790 mg/L	14:06:30
1	Tl 190.801†	-101.9	-69.1	0.0084 mg/L	0.0084 mg/L	14:06:56
1	V 292.402†	98113.6	86211.9	0.3686 mg/L	0.3686 mg/L	14:06:35
1	Zn 213.857†	949127.2	848998.5	10.01 mg/L	10.01 mg/L	14:06:30
2	Y 360.073	2550460.9	2550460.9			14:07:17
2	Ag 328.068†	299465.1	269489.5	0.8580 mg/L	0.8580 mg/L	14:07:22
2	Al 237.313†	599381.2	538852.3	60.94 mg/L	60.94 mg/L	14:07:22
2	As 188.979†	78.9	77.4	0.1217 mg/L	0.1217 mg/L	14:07:43
2	B 182.528†	-168.1	-115.9	-0.1016 mg/L	-0.1016 mg/L	14:07:43
2	Ba 233.527†	141672.1	127406.3	0.6866 mg/L	0.6866 mg/L	14:07:22
2	Be 313.107†	29834.3	24363.1	0.0048 mg/L	0.0048 mg/L	14:07:22
2	Ca 315.886†	6344673.1	5697683.6	39.82 mg/L	39.82 mg/L	14:07:17
2	Cd 228.802†	7306.0	5885.3	0.0608 mg/L	0.0608 mg/L	14:07:43
2	Co 228.616†	5541.1	5198.7	0.0631 mg/L	0.0631 mg/L	14:07:43
2	Cr 267.716†	75698.1	66384.6	0.4742 mg/L	0.4742 mg/L	14:07:22
2	Cu 324.752†	2489374.4	2234033.7	8.455 mg/L	8.455 mg/L	14:07:17
2	Fe 238.204†	24632225.1	22138821.4	162.5 mg/L	162.5 mg/L	14:07:08
2	Fe 234.349†	8388888.8	7539258.6	187.5 mg/L	187.5 mg/L	14:07:08
2	Mg 279.077†	251413.4	226965.6	11.30 mg/L	11.30 mg/L	14:07:22
2	Mn 257.610†	4671996.7	4197692.4	4.247 mg/L	4.247 mg/L	14:07:17
2	Mo 202.031†	233.6	134.1	0.0233 mg/L	0.0233 mg/L	14:07:43
2	Na 330.237†	8639.3	5581.2	7.274 mg/L	7.274 mg/L	14:07:22
2	Ni 231.604†	57284.7	51593.1	0.9591 mg/L	0.9591 mg/L	14:07:22
2	Pb 220.353†	287600.5	258600.2	28.52 mg/L	28.52 mg/L	14:07:22
2	Sb 206.836†	217.0	73.1	0.0120 mg/L	0.0120 mg/L	14:07:43
2	Se 196.026†	5.3	9.8	0.0147 mg/L	0.0147 mg/L	14:07:43
2	Sn 189.927†	1990.6	1718.3	0.5816 mg/L	0.5816 mg/L	14:07:43

2	Ti 337.279†	2082193.9	1870914.4	2.783 mg/L	2.783 mg/L	14:07:17
2	Tl 190.801†	-97.5	-65.5	0.0112 mg/L	0.0112 mg/L	14:07:43
2	V 292.402†	98651.7	86990.0	0.3720 mg/L	0.3720 mg/L	14:07:22
2	Zn 213.857†	946706.5	849671.0	10.02 mg/L	10.02 mg/L	14:07:17

Mean Data: 0607164-14

Analyte	Mean Corrected Intensity	Calib Conc. Units	Std.Dev.	Sample Conc. Units	Std.Dev.	RSD
Y 360.073	2554732.8				6041.42	0.24%
Ag 328.068†	268329.0	0.8543 mg/L	0.00522	0.8543 mg/L	0.00522	0.61%
Al 237.313†	536456.7	60.67 mg/L	0.389	60.67 mg/L	0.389	0.64%
As 188.979†	73.3	0.1160 mg/L	0.00803	0.1160 mg/L	0.00803	6.92%
B 182.528†	-118.4	-0.1037 mg/L	0.00308	-0.1037 mg/L	0.00308	2.97%
Ba 233.527†	126806.4	0.6833 mg/L	0.00458	0.6833 mg/L	0.00458	0.67%
Be 313.107†	24212.9	0.0048 mg/L	0.00004	0.0048 mg/L	0.00004	0.84%
Ca 315.886†	5701050.1	39.85 mg/L	0.033	39.85 mg/L	0.033	0.08%
Cd 228.802†	5863.8	0.0606 mg/L	0.00031	0.0606 mg/L	0.00031	0.52%
Co 228.616†	5181.3	0.0628 mg/L	0.00035	0.0628 mg/L	0.00035	0.55%
Cr 267.716†	66016.1	0.4716 mg/L	0.00369	0.4716 mg/L	0.00369	0.78%
Cu 324.752†	2234367.2	8.456 mg/L	0.0018	8.456 mg/L	0.0018	0.02%
Fe 238.204†	22096899.3	162.2 mg/L	0.44	162.2 mg/L	0.44	0.27%
Fe 234.349†	7530497.9	187.2 mg/L	0.31	187.2 mg/L	0.31	0.16%
Mg 279.077†	225746.1	11.24 mg/L	0.088	11.24 mg/L	0.088	0.78%
Mn 257.610†	4198633.2	4.248 mg/L	0.0013	4.248 mg/L	0.0013	0.03%
Mo 202.031†	138.0	0.0236 mg/L	0.00044	0.0236 mg/L	0.00044	1.87%
Na 330.237†	5541.8	7.227 mg/L	0.0668	7.227 mg/L	0.0668	0.92%
Ni 231.604†	51334.2	0.9543 mg/L	0.00682	0.9543 mg/L	0.00682	0.71%
Pb 220.353†	257241.2	28.37 mg/L	0.212	28.37 mg/L	0.212	0.75%
Sb 206.836†	81.1	0.0140 mg/L	0.00288	0.0140 mg/L	0.00288	20.50%
Se 196.026†	12.4	0.0184 mg/L	0.00533	0.0184 mg/L	0.00533	28.95%
Sn 189.927†	1709.2	0.5786 mg/L	0.00432	0.5786 mg/L	0.00432	0.75%
Ti 337.279†	1873433.9	2.787 mg/L	0.0053	2.787 mg/L	0.0053	0.19%
Tl 190.801†	-67.3	0.0098 mg/L	0.00192	0.0098 mg/L	0.00192	19.63%
V 292.402†	86601.0	0.3703 mg/L	0.00238	0.3703 mg/L	0.00238	0.64%
Zn 213.857†	849334.8	10.02 mg/L	0.006	10.02 mg/L	0.006	0.06%

Sequence No.: 60

Sample ID: 0607164-15

Analyst:

Initial Sample Wt:

Dilution:

Autosampler Location: 58

Date Collected: 7/14/2006 2:09:20 PM

Data Type: Original

Initial Sample Vol:

Sample Prep Vol:

Replicate Data: 0607164-15

Repl#	Analyte	Net Intensity	Corrected Intensity	Calib Conc. Units	Sample Conc. Units	Analysis Time
1	Y 360.073	2465585.3	2465585.3			14:11:03
1	Ag 328.068†	11778.9	11263.4	0.0361 mg/L	0.0361 mg/L	14:11:08
1	Al 237.313†	568392.4	528585.1	60.53 mg/L	60.53 mg/L	14:11:03
1	As 188.979†	-6.6	0.3	0.0203 mg/L	0.0203 mg/L	14:11:28
1	B 182.528†	5.3	40.1	0.0344 mg/L	0.0344 mg/L	14:11:28
1	Ba 233.527†	31792.5	29623.3	0.1585 mg/L	0.1585 mg/L	14:11:08
1	Be 313.107†	17795.1	14092.1	0.0026 mg/L	0.0026 mg/L	14:11:08
1	Ca 315.886†	1283545.6	1188137.1	8.284 mg/L	8.284 mg/L	14:11:03
1	Cd 228.802†	896.1	151.3	-0.0018 mg/L	-0.0018 mg/L	14:11:28
1	Co 228.616†	4472.6	4376.7	0.0504 mg/L	0.0504 mg/L	14:11:28
1	Cr 267.716†	12935.5	10369.9	0.0747 mg/L	0.0747 mg/L	14:11:08
1	Cu 324.752†	57215.7	49625.4	0.1906 mg/L	0.1906 mg/L	14:11:08
1	Fe 238.204†	10736189.1	9980387.3	73.25 mg/L	73.25 mg/L	14:10:56
1	Fe 234.349†	3344822.4	3108828.9	77.30 mg/L	77.30 mg/L	14:10:56
1	Mg 279.077†	232471.2	217132.4	11.01 mg/L	11.01 mg/L	14:11:08
1	Mn 257.610†	886311.9	822303.2	0.8304 mg/L	0.8304 mg/L	14:11:03
1	Mo 202.031†	89.0	6.9	0.0047 mg/L	0.0047 mg/L	14:11:28
1	Na 330.237†	6480.0	3840.9	5.421 mg/L	5.421 mg/L	14:11:08
1	Ni 231.604†	3772.0	3609.3	0.0650 mg/L	0.0650 mg/L	14:11:28
1	Pb 220.353†	4245.8	4034.3	0.4485 mg/L	0.4485 mg/L	14:11:28
1	Sb 206.836†	130.5	-0.6	-0.0017 mg/L	-0.0017 mg/L	14:11:28
1	Se 196.026†	-7.6	-2.0	-0.0029 mg/L	-0.0029 mg/L	14:11:28
1	Sn 189.927†	109.3	30.7	0.0147 mg/L	0.0147 mg/L	14:11:28

1	Ti 337.279†	2705010.4	2514441.3	3.740 mg/L	3.740 mg/L	14:11:03
1	Tl 190.801†	-38.2	-13.3	0.0084 mg/L	0.0084 mg/L	14:11:28
1	V 292.402†	28405.3	24727.0	0.1020 mg/L	0.1020 mg/L	14:11:08
1	Zn 213.857†	39394.6	35340.5	0.4178 mg/L	0.4178 mg/L	14:11:08
2	Y 360.073	2490185.0	2490185.0			14:11:43
2	Ag 328.068†	11998.7	11357.5	0.0364 mg/L	0.0364 mg/L	14:11:48
2	Al 237.313†	572686.0	527317.0	60.39 mg/L	60.39 mg/L	14:11:43
2	As 188.979†	-9.2	-2.0	0.0171 mg/L	0.0171 mg/L	14:12:09
2	B 182.528†	12.3	46.5	0.0399 mg/L	0.0399 mg/L	14:12:09
2	Ba 233.527†	31828.9	29364.8	0.1571 mg/L	0.1571 mg/L	14:11:48
2	Be 313.107†	17890.9	14016.9	0.0025 mg/L	0.0025 mg/L	14:11:48
2	Ca 315.886†	1294316.8	1186263.7	8.271 mg/L	8.271 mg/L	14:11:43
2	Cd 228.802†	920.6	165.7	-0.0016 mg/L	-0.0016 mg/L	14:12:09
2	Co 228.616†	4435.8	4301.7	0.0494 mg/L	0.0494 mg/L	14:12:09
2	Cr 267.716†	12963.1	10276.5	0.0740 mg/L	0.0740 mg/L	14:11:48
2	Cu 324.752†	57138.1	49028.5	0.1883 mg/L	0.1883 mg/L	14:11:48
2	Fe 238.204†	10703968.7	9852110.4	72.31 mg/L	72.31 mg/L	14:11:36
2	Fe 234.349†	3334363.6	3068477.4	76.29 mg/L	76.29 mg/L	14:11:36
2	Mg 279.077†	232448.9	214976.5	10.90 mg/L	10.90 mg/L	14:11:48
2	Mn 257.610†	893085.9	820398.6	0.8284 mg/L	0.8284 mg/L	14:11:43
2	Mo 202.031†	87.8	5.0	0.0045 mg/L	0.0045 mg/L	14:12:09
2	Na 330.237†	6505.4	3804.7	5.374 mg/L	5.374 mg/L	14:11:48
2	Ni 231.604†	3731.2	3537.0	0.0637 mg/L	0.0637 mg/L	14:12:09
2	Pb 220.353†	4215.9	3967.8	0.4412 mg/L	0.4412 mg/L	14:12:09
2	Sb 206.836†	129.3	-2.8	-0.0022 mg/L	-0.0022 mg/L	14:12:09
2	Se 196.026†	-4.9	0.5	0.0009 mg/L	0.0009 mg/L	14:12:09
2	Sn 189.927†	122.0	41.3	0.0183 mg/L	0.0183 mg/L	14:12:09
2	Ti 337.279†	2723217.6	2506357.2	3.728 mg/L	3.728 mg/L	14:11:43
2	Tl 190.801†	-46.9	-21.0	0.0024 mg/L	0.0024 mg/L	14:12:09
2	V 292.402†	28584.4	24631.0	0.1016 mg/L	0.1016 mg/L	14:11:48
2	Zn 213.857†	39419.2	35001.3	0.4138 mg/L	0.4138 mg/L	14:11:48

Mean Data: 0607164-15

Analyte	Mean Corrected Intensity	Calib Conc. Units	Std.Dev.	Sample Conc. Units	Std.Dev.	RSD
Y 360.073	2477885.2				17394.55	0.70%
Ag 328.068†	11310.5	0.0362 mg/L	0.00021	0.0362 mg/L	0.00021	0.58%
Al 237.313†	527951.1	60.46 mg/L	0.099	60.46 mg/L	0.099	0.16%
As 188.979†	-0.8	0.0187 mg/L	0.00230	0.0187 mg/L	0.00230	12.32%
B 182.528†	43.3	0.0372 mg/L	0.00394	0.0372 mg/L	0.00394	10.59%
Ba 233.527†	29494.1	0.1578 mg/L	0.00099	0.1578 mg/L	0.00099	0.63%
Be 313.107†	14054.5	0.0025 mg/L	0.00001	0.0025 mg/L	0.00001	0.46%
Ca 315.886†	1187200.4	8.277 mg/L	0.0093	8.277 mg/L	0.0093	0.11%
Cd 228.802†	158.5	-0.0017 mg/L	0.00014	-0.0017 mg/L	0.00014	8.44%
Co 228.616†	4339.2	0.0499 mg/L	0.00071	0.0499 mg/L	0.00071	1.43%
Cr 267.716†	10323.2	0.0743 mg/L	0.00050	0.0743 mg/L	0.00050	0.67%
Cu 324.752†	49327.0	0.1895 mg/L	0.00160	0.1895 mg/L	0.00160	0.84%
Fe 238.204†	9916248.9	72.78 mg/L	0.666	72.78 mg/L	0.666	0.91%
Fe 234.349†	3088653.2	76.79 mg/L	0.709	76.79 mg/L	0.709	0.92%
Mg 279.077†	216054.4	10.96 mg/L	0.077	10.96 mg/L	0.077	0.70%
Mn 257.610†	821350.9	0.8294 mg/L	0.00139	0.8294 mg/L	0.00139	0.17%
Mo 202.031†	5.9	0.0046 mg/L	0.00017	0.0046 mg/L	0.00017	3.63%
Na 330.237†	3822.8	5.397 mg/L	0.0331	5.397 mg/L	0.0331	0.61%
Ni 231.604†	3573.2	0.0644 mg/L	0.00095	0.0644 mg/L	0.00095	1.48%
Pb 220.353†	4001.0	0.4449 mg/L	0.00518	0.4449 mg/L	0.00518	1.16%
Sb 206.836†	-1.7	-0.0019 mg/L	0.00040	-0.0019 mg/L	0.00040	20.65%
Se 196.026†	-0.7	-0.0010 mg/L	0.00266	-0.0010 mg/L	0.00266	272.40%
Sn 189.927†	36.0	0.0165 mg/L	0.00252	0.0165 mg/L	0.00252	15.27%
Ti 337.279†	2510399.3	3.734 mg/L	0.0085	3.734 mg/L	0.0085	0.23%
Tl 190.801†	-17.2	0.0054 mg/L	0.00426	0.0054 mg/L	0.00426	78.82%
V 292.402†	24679.0	0.1018 mg/L	0.00029	0.1018 mg/L	0.00029	0.28%
Zn 213.857†	35170.9	0.4158 mg/L	0.00283	0.4158 mg/L	0.00283	0.68%

Sequence No.: 61
Sample ID: CCV
Analyst:
Initial Sample Wt:
Dilution:

Autosampler Location: 3
Date Collected: 7/14/2006 2:13:47 PM
Data Type: Original
Initial Sample Vol:
Sample Prep Vol:

1	Ti 337.279†	2705010.4	2514441.3	3.740 mg/L	3.740 mg/L	14:11:03
1	Tl 190.801†	-38.2	-13.3	0.0084 mg/L	0.0084 mg/L	14:11:28
1	V 292.402†	28405.3	24727.0	0.1020 mg/L	0.1020 mg/L	14:11:08
1	Zn 213.857†	39394.6	35340.5	0.4178 mg/L	0.4178 mg/L	14:11:08
2	Y 360.073	2490185.0	2490185.0			14:11:43
2	Ag 328.068†	11998.7	11357.5	0.0364 mg/L	0.0364 mg/L	14:11:48
2	Al 237.313†	572686.0	527317.0	60.39 mg/L	60.39 mg/L	14:11:43
2	As 188.979†	-9.2	-2.0	0.0171 mg/L	0.0171 mg/L	14:12:09
2	B 182.528†	12.3	46.5	0.0399 mg/L	0.0399 mg/L	14:12:09
2	Ba 233.527†	31828.9	29364.8	0.1571 mg/L	0.1571 mg/L	14:11:48
2	Be 313.107†	17890.9	14016.9	0.0025 mg/L	0.0025 mg/L	14:11:48
2	Ca 315.886†	1294316.8	1186263.7	8.271 mg/L	8.271 mg/L	14:11:43
2	Cd 228.802†	920.6	165.7	-0.0016 mg/L	-0.0016 mg/L	14:12:09
2	Co 228.616†	4435.8	4301.7	0.0494 mg/L	0.0494 mg/L	14:12:09
2	Cr 267.716†	12963.1	10276.5	0.0740 mg/L	0.0740 mg/L	14:11:48
2	Cu 324.752†	57138.1	49028.5	0.1883 mg/L	0.1883 mg/L	14:11:48
2	Fe 238.204†	10703968.7	9852110.4	72.31 mg/L	72.31 mg/L	14:11:36
2	Fe 234.349†	3334363.6	3068477.4	76.29 mg/L	76.29 mg/L	14:11:36
2	Mg 279.077†	232448.9	214976.5	10.90 mg/L	10.90 mg/L	14:11:48
2	Mn 257.610†	893085.9	820398.6	0.8284 mg/L	0.8284 mg/L	14:11:43
2	Mo 202.031†	87.8	5.0	0.0045 mg/L	0.0045 mg/L	14:12:09
2	Na 330.237†	6505.4	3804.7	5.374 mg/L	5.374 mg/L	14:11:48
2	Ni 231.604†	3731.2	3537.0	0.0637 mg/L	0.0637 mg/L	14:12:09
2	Pb 220.353†	4215.9	3967.8	0.4412 mg/L	0.4412 mg/L	14:12:09
2	Sb 206.836†	129.3	-2.8	-0.0022 mg/L	-0.0022 mg/L	14:12:09
2	Se 196.026†	-4.9	0.5	0.0009 mg/L	0.0009 mg/L	14:12:09
2	Sn 189.927†	122.0	41.3	0.0183 mg/L	0.0183 mg/L	14:12:09
2	Ti 337.279†	2723217.6	2506357.2	3.728 mg/L	3.728 mg/L	14:11:43
2	Tl 190.801†	-46.9	-21.0	0.0024 mg/L	0.0024 mg/L	14:12:09
2	V 292.402†	28584.4	24631.0	0.1016 mg/L	0.1016 mg/L	14:11:48
2	Zn 213.857†	39419.2	35001.3	0.4138 mg/L	0.4138 mg/L	14:11:48

Mean Data: 0607164-15

Analyte	Mean Corrected Intensity	Calib Conc. Units	Std.Dev.	Sample Conc. Units	Std.Dev.	RSD
Y 360.073	2477885.2				17394.55	0.70%
Ag 328.068†	11310.5	0.0362 mg/L	0.00021	0.0362 mg/L	0.00021	0.58%
Al 237.313†	527951.1	60.46 mg/L	0.099	60.46 mg/L	0.099	0.16%
As 188.979†	-0.8	0.0187 mg/L	0.00230	0.0187 mg/L	0.00230	12.32%
B 182.528†	43.3	0.0372 mg/L	0.00394	0.0372 mg/L	0.00394	10.59%
Ba 233.527†	29494.1	0.1578 mg/L	0.00099	0.1578 mg/L	0.00099	0.63%
Be 313.107†	14054.5	0.0025 mg/L	0.00001	0.0025 mg/L	0.00001	0.46%
Ca 315.886†	1187200.4	8.277 mg/L	0.0093	8.277 mg/L	0.0093	0.11%
Cd 228.802†	158.5	-0.0017 mg/L	0.00014	-0.0017 mg/L	0.00014	8.44%
Co 228.616†	4339.2	0.0499 mg/L	0.00071	0.0499 mg/L	0.00071	1.43%
Cr 267.716†	10323.2	0.0743 mg/L	0.00050	0.0743 mg/L	0.00050	0.67%
Cu 324.752†	49327.0	0.1895 mg/L	0.00160	0.1895 mg/L	0.00160	0.84%
Fe 238.204†	9916248.9	72.78 mg/L	0.666	72.78 mg/L	0.666	0.91%
Fe 234.349†	3088653.2	76.79 mg/L	0.709	76.79 mg/L	0.709	0.92%
Mg 279.077†	216054.4	10.96 mg/L	0.077	10.96 mg/L	0.077	0.70%
Mn 257.610†	821350.9	0.8294 mg/L	0.00139	0.8294 mg/L	0.00139	0.17%
Mo 202.031†	5.9	0.0046 mg/L	0.00017	0.0046 mg/L	0.00017	3.63%
Na 330.237†	3822.8	5.397 mg/L	0.0331	5.397 mg/L	0.0331	0.61%
Ni 231.604†	3573.2	0.0644 mg/L	0.00095	0.0644 mg/L	0.00095	1.48%
Pb 220.353†	4001.0	0.4449 mg/L	0.00518	0.4449 mg/L	0.00518	1.16%
Sb 206.836†	-1.7	-0.0019 mg/L	0.00040	-0.0019 mg/L	0.00040	20.65%
Se 196.026†	-0.7	-0.0010 mg/L	0.00266	-0.0010 mg/L	0.00266	272.40%
Sn 189.927†	36.0	0.0165 mg/L	0.00252	0.0165 mg/L	0.00252	15.27%
Ti 337.279†	2510399.3	3.734 mg/L	0.0085	3.734 mg/L	0.0085	0.23%
Tl 190.801†	-17.2	0.0054 mg/L	0.00426	0.0054 mg/L	0.00426	78.82%
V 292.402†	24679.0	0.1018 mg/L	0.00029	0.1018 mg/L	0.00029	0.28%
Zn 213.857†	35170.9	0.4158 mg/L	0.00283	0.4158 mg/L	0.00283	0.68%

Sequence No.: 61
 Sample ID: CCV
 Analyst:
 Initial Sample Wt:
 Dilution:

Autosampler Location: 3
 Date Collected: 7/14/2006 2:13:47 PM
 Data Type: Original
 Initial Sample Vol:
 Sample Prep Vol:

Replicate Data: CCV

Repl#	Analyte	Net Intensity	Corrected Intensity	Calib. Conc. Units	Sample Conc. Units	Analysis Time
1	Y 360.073	2378697.6	2378697.6			14:15:21
1	Ag 328.068†	81015.0	78391.1	0.2498 mg/L	0.2498 mg/L	14:15:26
1	Al 237.313†	22498.4	21773.6	2.495 mg/L	2.495 mg/L	14:15:26
1	As 188.979†	379.1	371.9	0.5174 mg/L	0.5174 mg/L	14:15:46
1	B 182.528†	605.3	618.5	0.5384 mg/L	0.5384 mg/L	14:15:46
1	Ba 233.527†	96353.7	92925.2	0.5002 mg/L	0.5002 mg/L	14:15:26
1	Be 313.107†	286189.4	273366.8	0.0505 mg/L	0.0505 mg/L	14:15:21
1	Ca 315.886†	757828.5	725060.6	5.045 mg/L	5.045 mg/L	14:15:21
1	Cd 228.802†	23388.5	21859.2	0.2457 mg/L	0.2457 mg/L	14:15:26
1	Co 228.616†	37752.1	36602.3	0.5018 mg/L	0.5018 mg/L	14:15:26
1	Cr 267.716†	76062.7	71649.3	0.5033 mg/L	0.5033 mg/L	14:15:26
1	Cu 324.752†	141443.0	132744.4	0.5038 mg/L	0.5038 mg/L	14:15:26
1	Fe 238.204†	363287.3	347939.0	2.543 mg/L	2.543 mg/L	14:15:21
1	Fe 234.349†	106279.0	101221.3	2.505 mg/L	2.505 mg/L	14:15:26
1	Mg 279.077†	100485.5	97824.1	5.023 mg/L	5.023 mg/L	14:15:26
1	Mn 257.610†	526391.3	505525.0	0.5075 mg/L	0.5075 mg/L	14:15:21
1	Mo 202.031†	6212.5	5911.6	0.4987 mg/L	0.4987 mg/L	14:15:46
1	Na 330.237†	22546.6	19545.4	23.67 mg/L	23.67 mg/L	14:15:26
1	Ni 231.604†	28092.4	27176.6	0.5038 mg/L	0.5038 mg/L	14:15:26
1	Pb 220.353†	4648.6	4566.7	0.5044 mg/L	0.5044 mg/L	14:15:46
1	Sb 206.836†	2174.9	1974.2	0.4897 mg/L	0.4897 mg/L	14:15:46
1	Se 196.026†	682.1	662.4	0.9808 mg/L	0.9808 mg/L	14:15:46
1	Sn 189.927†	1619.8	1490.2	0.4995 mg/L	0.4995 mg/L	14:15:46
1	Ti 337.279†	359434.3	345718.1	0.5130 mg/L	0.5130 mg/L	14:15:21
1	Tl 190.801†	638.6	637.6	0.4945 mg/L	0.4945 mg/L	14:15:46
1	V 292.402†	124010.1	117832.7	0.5061 mg/L	0.5061 mg/L	14:15:26
1	Zn 213.857†	45687.1	42742.9	0.4993 mg/L	0.4993 mg/L	14:15:26
2	Y 360.073	2365111.6	2365111.6			14:15:53
2	Ag 328.068†	81115.6	78937.1	0.2515 mg/L	0.2515 mg/L	14:15:59
2	Al 237.313†	22435.2	21837.0	2.502 mg/L	2.502 mg/L	14:15:59
2	As 188.979†	383.4	378.1	0.5260 mg/L	0.5260 mg/L	14:16:19
2	B 182.528†	611.1	627.6	0.5463 mg/L	0.5463 mg/L	14:16:19
2	Ba 233.527†	96204.4	93313.9	0.5023 mg/L	0.5023 mg/L	14:15:59
2	Be 313.107†	285096.8	273892.2	0.0506 mg/L	0.0506 mg/L	14:15:53
2	Ca 315.886†	756794.9	728254.3	5.068 mg/L	5.068 mg/L	14:15:53
2	Cd 228.802†	23413.9	22013.4	0.2474 mg/L	0.2474 mg/L	14:15:59
2	Co 228.616†	37715.1	36775.5	0.5042 mg/L	0.5042 mg/L	14:15:59
2	Cr 267.716†	75884.1	71897.3	0.5050 mg/L	0.5050 mg/L	14:15:59
2	Cu 324.752†	142146.5	134209.4	0.5093 mg/L	0.5093 mg/L	14:15:59
2	Fe 238.204†	362295.1	348988.5	2.551 mg/L	2.551 mg/L	14:15:53
2	Fe 234.349†	105866.4	101409.7	2.509 mg/L	2.509 mg/L	14:15:59
2	Mg 279.077†	100102.7	98009.3	5.032 mg/L	5.032 mg/L	14:15:59
2	Mn 257.610†	524434.2	506542.2	0.5086 mg/L	0.5086 mg/L	14:15:53
2	Mo 202.031†	6281.3	6012.6	0.5072 mg/L	0.5072 mg/L	14:16:19
2	Na 330.237†	22667.7	19787.6	23.95 mg/L	23.95 mg/L	14:15:59
2	Ni 231.604†	28037.1	27278.6	0.5057 mg/L	0.5057 mg/L	14:15:59
2	Pb 220.353†	4663.6	4607.0	0.5089 mg/L	0.5089 mg/L	14:16:19
2	Sb 206.836†	2187.4	1998.4	0.4957 mg/L	0.4957 mg/L	14:16:19
2	Se 196.026†	696.3	680.0	1.007 mg/L	1.007 mg/L	14:16:19
2	Sn 189.927†	1637.5	1516.2	0.5083 mg/L	0.5083 mg/L	14:16:19
2	Ti 337.279†	357913.2	346233.6	0.5138 mg/L	0.5138 mg/L	14:15:53
2	Tl 190.801†	650.3	652.5	0.5061 mg/L	0.5061 mg/L	14:16:19
2	V 292.402†	123966.0	118476.6	0.5089 mg/L	0.5089 mg/L	14:15:59
2	Zn 213.857†	45588.9	42900.7	0.5011 mg/L	0.5011 mg/L	14:15:59

Mean Data: CCV

Analyte	Mean Corrected Intensity	Calib Conc. Units	Std.Dev.	Sample Conc. Units	Std.Dev.	RSD
Y 360.073	2371904.6				9606.75	0.41%
Ag 328.068†	78664.1	0.2507 mg/L	0.00123	0.2507 mg/L	0.00123	0.49%
QC value within limits for Ag 328.068		Recovery =	100.26%			
Al 237.313†	21805.3	2.498 mg/L	0.0052	2.498 mg/L	0.0052	0.21%
QC value within limits for Al 237.313		Recovery =	99.93%			
As 188.979†	375.0	0.5217 mg/L	0.00612	0.5217 mg/L	0.00612	1.17%
QC value within limits for As 188.979		Recovery =	104.34%			
B 182.528†	623.1	0.5423 mg/L	0.00555	0.5423 mg/L	0.00555	1.02%

	QC value within limits for B 182.528	Recovery = 108.47%				
Ba	233.527†	93119.5	0.5013 mg/L	0.00148	0.5013 mg/L	0.00148 0.30%
	QC value within limits for Ba 233.527	Recovery = 100.25%				
Be	313.107†	273629.5	0.0506 mg/L	0.00007	0.0506 mg/L	0.00007 0.14%
	QC value within limits for Be 313.107	Recovery = 101.13%				
Ca	315.886†	726657.4	5.056 mg/L	0.0158	5.056 mg/L	0.0158 0.31%
	QC value within limits for Ca 315.886	Recovery = 101.13%				
Cd	228.802†	21936.3	0.2466 mg/L	0.00122	0.2466 mg/L	0.00122 0.50%
	QC value within limits for Cd 228.802	Recovery = 98.63%				
Co	228.616†	36688.9	0.5030 mg/L	0.00169	0.5030 mg/L	0.00169 0.34%
	QC value within limits for Co 228.616	Recovery = 100.59%				
Cr	267.716†	71773.3	0.5041 mg/L	0.00124	0.5041 mg/L	0.00124 0.25%
	QC value within limits for Cr 267.716	Recovery = 100.83%				
Cu	324.752†	133476.9	0.5066 mg/L	0.00392	0.5066 mg/L	0.00392 0.77%
	QC value within limits for Cu 324.752	Recovery = 101.31%				
Fe	238.204†	348463.7	2.547 mg/L	0.0055	2.547 mg/L	0.0055 0.21%
	QC value within limits for Fe 238.204	Recovery = 101.87%				
Fe	234.349†	101315.5	2.507 mg/L	0.0033	2.507 mg/L	0.0033 0.13%
	QC value within limits for Fe 234.349	Recovery = 100.28%				
Mg	279.077†	97916.7	5.027 mg/L	0.0067	5.027 mg/L	0.0067 0.13%
	QC value within limits for Mg 279.077	Recovery = 100.55%				
Mn	257.610†	506033.6	0.5080 mg/L	0.00073	0.5080 mg/L	0.00073 0.14%
	QC value within limits for Mn 257.610	Recovery = 101.61%				
Mo	202.031†	5962.1	0.5029 mg/L	0.00604	0.5029 mg/L	0.00604 1.20%
	QC value within limits for Mo 202.031	Recovery = 100.59%				
Na	330.237†	19666.5	23.81 mg/L	0.203	23.81 mg/L	0.203 0.85%
	QC value within limits for Na 330.237	Recovery = 95.24%				
Ni	231.604†	27227.6	0.5048 mg/L	0.00134	0.5048 mg/L	0.00134 0.27%
	QC value within limits for Ni 231.604	Recovery = 100.96%				
Pb	220.353†	4586.8	0.5066 mg/L	0.00316	0.5066 mg/L	0.00316 0.62%
	QC value within limits for Pb 220.353	Recovery = 101.33%				
Sb	206.836†	1986.3	0.4927 mg/L	0.00428	0.4927 mg/L	0.00428 0.87%
	QC value within limits for Sb 206.836	Recovery = 98.54%				
Se	196.026†	671.2	0.9938 mg/L	0.01840	0.9938 mg/L	0.01840 1.85%
	QC value within limits for Se 196.026	Recovery = 99.38%				
Sn	189.927†	1503.2	0.5039 mg/L	0.00621	0.5039 mg/L	0.00621 1.23%
	QC value within limits for Sn 189.927	Recovery = 100.78%				
Ti	337.279†	345975.9	0.5134 mg/L	0.00054	0.5134 mg/L	0.00054 0.11%
	QC value within limits for Ti 337.279	Recovery = 102.68%				
Tl	190.801†	645.1	0.5003 mg/L	0.00818	0.5003 mg/L	0.00818 1.64%
	QC value within limits for Tl 190.801	Recovery = 100.06%				
V	292.402†	118154.6	0.5075 mg/L	0.00196	0.5075 mg/L	0.00196 0.39%
	QC value within limits for V 292.402	Recovery = 101.50%				
Zn	213.857†	42821.8	0.5002 mg/L	0.00131	0.5002 mg/L	0.00131 0.26%
	QC value within limits for Zn 213.857	Recovery = 100.04%				
All analyte(s) passed QC.						

Sequence No.: 62

Sample ID: ICCB

Analyst:

Initial Sample Wt:

Dilution:

Autosampler Location: 1

Date Collected: 7/14/2006 2:17:56 PM

Data Type: Original

Initial Sample Vol:

Sample Prep Vol:

Replicate Data: ICCB

Repl#	Analyte	Net Intensity	Corrected Intensity	Calib. Conc. Units	Sample Conc. Units	Analysis Time
1	Y 360.073	2347537.1	2347537.1			14:19:27
1	Ag 328.068†	-173.8	141.6	0.0007 mg/L	0.0007 mg/L	14:19:33
1	Al 237.313†	-81.1	11.2	0.0011 mg/L	0.0011 mg/L	14:19:53
1	As 188.979†	-6.1	0.5	-0.0021 mg/L	-0.0021 mg/L	14:19:53
1	B 182.528†	17.8	52.5	0.0452 mg/L	0.0452 mg/L	14:19:53
1	Ba 233.527†	-62.1	1.8	-0.0015 mg/L	-0.0015 mg/L	14:19:53
1	Be 313.107†	2706.5	189.3	-0.0001 mg/L	-0.0001 mg/L	14:19:27
1	Ca 315.886†	5538.8	97.7	-0.0256 mg/L	-0.0256 mg/L	14:19:33
1	Cd 228.802†	672.4	-25.2	-0.0013 mg/L	-0.0013 mg/L	14:19:53
1	Co 228.616†	-222.9	0.3	-0.0024 mg/L	-0.0024 mg/L	14:19:53
1	Cr 267.716†	1602.1	-93.1	-0.0027 mg/L	-0.0027 mg/L	14:19:33
1	Cu 324.752†	6020.2	2305.1	0.0101 mg/L	0.0101 mg/L	14:19:33
1	Fe 238.204†	3149.8	889.7	-0.0055 mg/L	-0.0055 mg/L	14:19:33

1	Fe 234.349†	1437.1	196.3	-0.0027 mg/L	-0.0027 mg/L	14:19:53
1	Mg 279.077†	-979.5	22.6	-0.0076 mg/L	-0.0076 mg/L	14:19:33
1	Mn 257.610†	1880.9	41.9	-0.0036 mg/L	-0.0036 mg/L	14:19:33
1	Mo 202.031†	101.9	23.6	0.0006 mg/L	0.0006 mg/L	14:19:53
1	Na 330.237†	2184.6	-50.9	0.4778 mg/L	0.4778 mg/L	14:19:33
1	Ni 231.604†	-106.1	-1.6	-0.0022 mg/L	-0.0022 mg/L	14:19:53
1	Pb 220.353†	-72.1	16.2	0.0003 mg/L	0.0003 mg/L	14:19:53
1	Sb 206.836†	123.4	-1.4	-0.0010 mg/L	-0.0010 mg/L	14:19:53
1	Se 196.026†	0.2	5.3	0.0080 mg/L	0.0080 mg/L	14:19:53
1	Sn 189.927†	60.8	-11.6	-0.0081 mg/L	-0.0081 mg/L	14:19:53
1	Ti 337.279†	1156.1	435.3	-0.0008 mg/L	-0.0008 mg/L	14:19:33
1	Tl 190.801†	-9.9	12.6	0.0076 mg/L	0.0076 mg/L	14:19:53
1	V 292.402†	1714.9	-9.7	-0.0011 mg/L	-0.0011 mg/L	14:19:33
1	Zn 213.857†	1570.6	244.9	0.0008 mg/L	0.0008 mg/L	14:19:53
2	Y 360.073	2342306.5	2342306.5			14:19:59
2	Ag 328.068†	-203.4	112.2	0.0006 mg/L	0.0006 mg/L	14:20:04
2	Al 237.313†	-80.2	11.9	0.0012 mg/L	0.0012 mg/L	14:20:24
2	As 188.979†	-0.9	5.7	0.0051 mg/L	0.0051 mg/L	14:20:24
2	B 182.528†	18.9	53.6	0.0462 mg/L	0.0462 mg/L	14:20:24
2	Ba 233.527†	-59.5	4.2	-0.0015 mg/L	-0.0015 mg/L	14:20:24
2	Be 313.107†	2669.2	158.7	-0.0001 mg/L	-0.0001 mg/L	14:19:59
2	Ca 315.886†	5503.0	74.7	-0.0257 mg/L	-0.0257 mg/L	14:20:04
2	Cd 228.802†	678.2	-18.0	-0.0012 mg/L	-0.0012 mg/L	14:20:24
2	Co 228.616†	-207.9	14.5	-0.0022 mg/L	-0.0022 mg/L	14:20:24
2	Cr 267.716†	1649.1	-43.5	-0.0024 mg/L	-0.0024 mg/L	14:20:04
2	Cu 324.752†	5941.9	2241.6	0.0098 mg/L	0.0098 mg/L	14:20:04
2	Fe 238.204†	2964.0	714.8	-0.0067 mg/L	-0.0067 mg/L	14:20:04
2	Fe 234.349†	1388.6	151.8	-0.0038 mg/L	-0.0038 mg/L	14:20:24
2	Mg 279.077†	-1007.1	-6.5	-0.0091 mg/L	-0.0091 mg/L	14:20:04
2	Mn 257.610†	1853.0	18.7	-0.0037 mg/L	-0.0037 mg/L	14:20:04
2	Mo 202.031†	92.3	14.4	-0.0001 mg/L	-0.0001 mg/L	14:20:24
2	Na 330.237†	2161.8	-68.5	0.4569 mg/L	0.4569 mg/L	14:20:04
2	Ni 231.604†	-104.6	-0.3	-0.0022 mg/L	-0.0022 mg/L	14:20:24
2	Pb 220.353†	-67.5	20.5	0.0008 mg/L	0.0008 mg/L	14:20:24
2	Sb 206.836†	121.1	-3.4	-0.0015 mg/L	-0.0015 mg/L	14:20:24
2	Se 196.026†	-0.6	4.4	0.0067 mg/L	0.0067 mg/L	14:20:24
2	Sn 189.927†	61.2	-11.1	-0.0080 mg/L	-0.0080 mg/L	14:20:24
2	Ti 337.279†	1002.1	287.1	-0.0010 mg/L	-0.0010 mg/L	14:20:04
2	Tl 190.801†	-9.5	13.0	0.0079 mg/L	0.0079 mg/L	14:20:24
2	V 292.402†	1759.8	38.0	-0.0009 mg/L	-0.0009 mg/L	14:20:04
2	Zn 213.857†	1557.4	235.4	0.0007 mg/L	0.0007 mg/L	14:20:24

Mean Data: ICCB

Analyte	Mean Corrected Intensity	Conc. Units	Calib	Std.Dev.	Sample Conc. Units	Std.Dev.	RSD
Y 360.073	2344921.8					3698.63	0.16%
Ag 328.068†	126.9	0.0006 mg/L		0.00007	0.0006 mg/L	0.00007	10.95%
QC value within limits for Ag 328.068 Recovery = Not calculated							
Al 237.313†	11.5	0.0012 mg/L		0.00006	0.0012 mg/L	0.00006	5.15%
QC value within limits for Al 237.313 Recovery = Not calculated							
As 188.979†	3.1	0.0015 mg/L		0.00507	0.0015 mg/L	0.00507	332.18%
QC value within limits for As 188.979 Recovery = Not calculated							
B 182.528†	53.1	0.0457 mg/L		0.00067	0.0457 mg/L	0.00067	1.46%
QC value within limits for B 182.528 Recovery = Not calculated							
Ba 233.527†	3.0	-0.0015 mg/L		0.00001	-0.0015 mg/L	0.00001	0.62%
QC value within limits for Ba 233.527 Recovery = Not calculated							
Be 313.107†	174.0	-0.0001 mg/L		0.00000	-0.0001 mg/L	0.00000	2.73%
QC value within limits for Be 313.107 Recovery = Not calculated							
Ca 315.886†	86.2	-0.0256 mg/L		0.00011	-0.0256 mg/L	0.00011	0.45%
QC value within limits for Ca 315.886 Recovery = Not calculated							
Cd 228.802†	-21.6	-0.0013 mg/L		0.00004	-0.0013 mg/L	0.00004	3.39%
QC value within limits for Cd 228.802 Recovery = Not calculated							
Co 228.616†	7.4	-0.0023 mg/L		0.00014	-0.0023 mg/L	0.00014	5.95%
QC value within limits for Co 228.616 Recovery = Not calculated							
Cr 267.716†	-68.3	-0.0026 mg/L		0.00025	-0.0026 mg/L	0.00025	9.62%
QC value within limits for Cr 267.716 Recovery = Not calculated							
Cu 324.752†	2273.3	0.0099 mg/L		0.00017	0.0099 mg/L	0.00017	1.71%
QC value within limits for Cu 324.752 Recovery = Not calculated							
Fe 238.204†	802.3	-0.0061 mg/L		0.00091	-0.0061 mg/L	0.00091	14.88%
QC value within limits for Fe 238.204 Recovery = Not calculated							

Fe 234.349†	174.1	-0.0033 mg/L	0.00078	-0.0033 mg/L	0.00078	23.96%
QC value within limits for Fe 234.349 Recovery = Not calculated						
Mg 279.077†	8.1	-0.0083 mg/L	0.00106	-0.0083 mg/L	0.00106	12.68%
QC value within limits for Mg 279.077 Recovery = Not calculated						
Mn 257.610†	30.3	-0.0036 mg/L	0.00002	-0.0036 mg/L	0.00002	0.46%
QC value within limits for Mn 257.610 Recovery = Not calculated						
Mo 202.031†	19.0	0.0002 mg/L	0.00055	0.0002 mg/L	0.00055	224.53%
QC value within limits for Mo 202.031 Recovery = Not calculated						
Na 330.237†	-59.7	0.4673 mg/L	0.01476	0.4673 mg/L	0.01476	3.16%
QC value within limits for Na 330.237 Recovery = Not calculated						
Ni 231.604†	-1.0	-0.0022 mg/L	0.00002	-0.0022 mg/L	0.00002	0.80%
QC value within limits for Ni 231.604 Recovery = Not calculated						
Pb 220.353†	18.3	0.0006 mg/L	0.00034	0.0006 mg/L	0.00034	58.09%
QC value within limits for Pb 220.353 Recovery = Not calculated						
Sb 206.836†	-2.4	-0.0012 mg/L	0.00036	-0.0012 mg/L	0.00036	29.31%
QC value within limits for Sb 206.836 Recovery = Not calculated						
Se 196.026†	4.9	0.0073 mg/L	0.00088	0.0073 mg/L	0.00088	12.04%
QC value within limits for Se 196.026 Recovery = Not calculated						
Sn 189.927†	-11.3	-0.0080 mg/L	0.00012	-0.0080 mg/L	0.00012	1.46%
QC value within limits for Sn 189.927 Recovery = Not calculated						
Ti 337.279†	361.2	-0.0009 mg/L	0.00016	-0.0009 mg/L	0.00016	17.09%
QC value within limits for Ti 337.279 Recovery = Not calculated						
Tl 190.801†	12.8	0.0077 mg/L	0.00020	0.0077 mg/L	0.00020	2.59%
QC value within limits for Tl 190.801 Recovery = Not calculated						
V 292.402†	14.1	-0.0010 mg/L	0.00015	-0.0010 mg/L	0.00015	15.20%
QC value within limits for V 292.402 Recovery = Not calculated						
Zn 213.857†	240.1	0.0007 mg/L	0.00008	0.0007 mg/L	0.00008	10.60%
QC value within limits for Zn 213.857 Recovery = Not calculated						
All analyte(s) passed QC.						

Sequence No.: 63
 Sample ID: 0607164-16
 Analyst:
 Initial Sample Wt:
 Dilution:

Autosampler Location: 59
 Date Collected: 7/14/2006 2:22:01 PM
 Data Type: Original
 Initial Sample Vol:
 Sample Prep Vol:

Replicate Data: 0607164-16

Repl#	Analyte	Net Intensity	Corrected Intensity	Calib. Conc. Units	Sample Conc. Units	Analysis Time
1	Y 360.073	2455281.6	2455281.6			14:23:43
1	Ag 328.068†	11396.2	10952.0	0.0351 mg/L	0.0351 mg/L	14:23:48
1	Al 237.313†	501267.1	468127.6	53.58 mg/L	53.58 mg/L	14:23:43
1	As 188.979†	-10.7	-3.5	0.0141 mg/L	0.0141 mg/L	14:24:09
1	B 182.528†	-1.3	34.0	0.0291 mg/L	0.0291 mg/L	14:24:09
1	Ba 233.527†	29736.0	27827.2	0.1488 mg/L	0.1488 mg/L	14:23:48
1	Be 313.107†	15887.7	12380.7	0.0022 mg/L	0.0022 mg/L	14:23:48
1	Ca 315.886†	1032716.3	958944.2	6.681 mg/L	6.681 mg/L	14:23:43
1	Cd 228.802†	875.8	135.9	-0.0018 mg/L	-0.0018 mg/L	14:24:09
1	Co 228.616†	4417.1	4342.3	0.0502 mg/L	0.0502 mg/L	14:24:09
1	Cr 267.716†	12887.2	10375.3	0.0745 mg/L	0.0745 mg/L	14:23:48
1	Cu 324.752†	46217.9	39580.0	0.1525 mg/L	0.1525 mg/L	14:23:48
1	Fe 238.204†	10114499.7	9441803.6	69.30 mg/L	69.30 mg/L	14:23:36
1	Fe 234.349†	3129707.9	2921026.3	72.63 mg/L	72.63 mg/L	14:23:43
1	Mg 279.077†	237244.4	222496.2	11.30 mg/L	11.30 mg/L	14:23:48
1	Mn 257.610†	893648.2	832611.6	0.8406 mg/L	0.8406 mg/L	14:23:43
1	Mo 202.031†	110.0	26.8	0.0061 mg/L	0.0061 mg/L	14:24:09
1	Na 330.237†	6544.0	3925.9	5.512 mg/L	5.512 mg/L	14:23:48
1	Ni 231.604†	3560.5	3426.4	0.0616 mg/L	0.0616 mg/L	14:24:09
1	Pb 220.353†	2439.4	2364.3	0.2638 mg/L	0.2638 mg/L	14:24:09
1	Sb 206.836†	121.2	-8.8	-0.0037 mg/L	-0.0037 mg/L	14:24:09
1	Se 196.026†	-4.9	0.5	0.0008 mg/L	0.0008 mg/L	14:24:09
1	Sn 189.927†	133.2	53.4	0.0220 mg/L	0.0220 mg/L	14:24:09
1	Ti 337.279†	2581702.9	2409863.1	3.585 mg/L	3.585 mg/L	14:23:43
1	Tl 190.801†	-47.0	-21.7	0.0016 mg/L	0.0016 mg/L	14:24:09
1	V 292.402†	30065.2	26387.7	0.1092 mg/L	0.1092 mg/L	14:23:48
1	Zn 213.857†	23376.4	20537.8	0.2430 mg/L	0.2430 mg/L	14:23:48
2	Y 360.073	2484644.7	2484644.7			14:24:23
2	Ag 328.068†	11484.0	10907.3	0.0349 mg/L	0.0349 mg/L	14:24:28
2	Al 237.313†	505964.3	466930.3	53.44 mg/L	53.44 mg/L	14:24:23

2	As 188.979†	-3.9	2.9	0.0230 mg/L	0.0230 mg/L	14:24:48
2	B 182.528†	9.9	44.3	0.0381 mg/L	0.0381 mg/L	14:24:48
2	Ba 233.527†	30178.9	27907.7	0.1492 mg/L	0.1492 mg/L	14:24:28
2	Be 313.107†	15900.5	12217.2	0.0022 mg/L	0.0022 mg/L	14:24:28
2	Ca 315.886†	1040848.9	955052.5	6.654 mg/L	6.654 mg/L	14:24:23
2	Cd 228.802†	880.4	130.5	-0.0019 mg/L	-0.0019 mg/L	14:24:48
2	Co 228.616†	4456.0	4329.5	0.0500 mg/L	0.0500 mg/L	14:24:48
2	Cr 267.716†	13019.1	10354.7	0.0743 mg/L	0.0743 mg/L	14:24:28
2	Cu 324.752†	46838.3	39642.4	0.1528 mg/L	0.1528 mg/L	14:24:28
2	Fe 238.204†	10149872.3	9362833.5	68.72 mg/L	68.72 mg/L	14:24:16
2	Fe 234.349†	3155032.4	2909858.1	72.35 mg/L	72.35 mg/L	14:24:23
2	Mg 279.077†	240081.9	222496.5	11.30 mg/L	11.30 mg/L	14:24:28
2	Mn 257.610†	901605.3	830092.6	0.8381 mg/L	0.8381 mg/L	14:24:23
2	Mo 202.031†	104.9	20.9	0.0055 mg/L	0.0055 mg/L	14:24:48
2	Na 330.237†	6578.8	3885.8	5.463 mg/L	5.463 mg/L	14:24:28
2	Ni 231.604†	3590.0	3414.4	0.0614 mg/L	0.0614 mg/L	14:24:48
2	Pb 220.353†	2462.7	2358.8	0.2632 mg/L	0.2632 mg/L	14:24:48
2	Sb 206.836†	126.4	-5.3	-0.0028 mg/L	-0.0028 mg/L	14:24:48
2	Se 196.026†	-6.5	-0.9	-0.0013 mg/L	-0.0013 mg/L	14:24:48
2	Sn 189.927†	118.1	38.0	0.0169 mg/L	0.0169 mg/L	14:24:48
2	Ti 337.279†	2611299.8	2408683.8	3.583 mg/L	3.583 mg/L	14:24:23
2	Tl 190.801†	-26.8	-2.5	0.0165 mg/L	0.0165 mg/L	14:24:48
2	V 292.402†	30438.4	26400.3	0.1093 mg/L	0.1093 mg/L	14:24:28
2	Zn 213.857†	23635.4	20518.9	0.2427 mg/L	0.2427 mg/L	14:24:28

Mean Data: 0607164-16

Analyte	Mean Corrected Intensity	Calib Conc. Units	Std.Dev.	Sample Conc. Units	Std.Dev.	RSD
Y 360.073	2469963.1				20762.85	0.84%
Ag 328.068†	10929.6	0.0350 mg/L	0.00010	0.0350 mg/L	0.00010	0.29%
Al 237.313†	467528.9	53.51 mg/L	0.096	53.51 mg/L	0.096	0.18%
As 188.979†	-0.3	0.0185 mg/L	0.00629	0.0185 mg/L	0.00629	33.94%
B 182.528†	39.2	0.0336 mg/L	0.00637	0.0336 mg/L	0.00637	18.97%
Ba 233.527†	27867.4	0.1490 mg/L	0.00031	0.1490 mg/L	0.00031	0.21%
Be 313.107†	12298.9	0.0022 mg/L	0.00002	0.0022 mg/L	0.00002	0.99%
Ca 315.886†	956998.4	6.667 mg/L	0.0192	6.667 mg/L	0.0192	0.29%
Cd 228.802†	133.2	-0.0018 mg/L	0.00006	-0.0018 mg/L	0.00006	3.19%
Co 228.616†	4335.9	0.0501 mg/L	0.00012	0.0501 mg/L	0.00012	0.24%
Cr 267.716†	10365.0	0.0744 mg/L	0.00011	0.0744 mg/L	0.00011	0.15%
Cu 324.752†	39611.2	0.1526 mg/L	0.00017	0.1526 mg/L	0.00017	0.11%
Fe 238.204†	9402318.6	69.01 mg/L	0.410	69.01 mg/L	0.410	0.59%
Fe 234.349†	2915442.2	72.49 mg/L	0.196	72.49 mg/L	0.196	0.27%
Mg 279.077†	222496.3	11.30 mg/L	0.000	11.30 mg/L	0.000	0.00%
Mn 257.610†	831352.1	0.8393 mg/L	0.00181	0.8393 mg/L	0.00181	0.22%
Mo 202.031†	23.9	0.0058 mg/L	0.00037	0.0058 mg/L	0.00037	6.31%
Na 330.237†	3905.8	5.488 mg/L	0.0344	5.488 mg/L	0.0344	0.63%
Ni 231.604†	3420.4	0.0615 mg/L	0.00016	0.0615 mg/L	0.00016	0.26%
Pb 220.353†	2361.5	0.2635 mg/L	0.00043	0.2635 mg/L	0.00043	0.16%
Sb 206.836†	-7.0	-0.0033 mg/L	0.00062	-0.0033 mg/L	0.00062	18.96%
Se 196.026†	-0.2	-0.0002 mg/L	0.00149	-0.0002 mg/L	0.00149	694.19%
Sn 189.927†	45.7	0.0194 mg/L	0.00366	0.0194 mg/L	0.00366	18.82%
Ti 337.279†	2409273.5	3.584 mg/L	0.0012	3.584 mg/L	0.0012	0.03%
Tl 190.801†	-12.1	0.0090 mg/L	0.01056	0.0090 mg/L	0.01056	116.96%
V 292.402†	26394.0	0.1093 mg/L	0.00004	0.1093 mg/L	0.00004	0.04%
Zn 213.857†	20528.4	0.2428 mg/L	0.00016	0.2428 mg/L	0.00016	0.07%

Sequence No.: 64
 Sample ID: 0607164-17
 Analyst:
 Initial Sample Wt:
 Dilution:

Autosampler Location: 60
 Date Collected: 7/14/2006 2:26:26 PM
 Data Type: Original
 Initial Sample Vol:
 Sample Prep Vol:

Replicate Data: 0607164-17

Repl#	Analyte	Net Intensity	Corrected Intensity	Calib. Conc. Units	Sample Conc. Units	Analysis Time
1	Y 360.073	2431794.2	2431794.2			14:28:13
1	Ag 328.068†	113825.2	107617.2	0.3427 mg/L	0.3427 mg/L	14:28:19
1	Al 237.313†	540729.3	509850.0	57.59 mg/L	57.59 mg/L	14:28:13

1	As 188.979†	9.0	14.9	0.0375 mg/L	0.0375 mg/L	14:28:39
1	B 182.528†	-14.3	21.7	0.0184 mg/L	0.0184 mg/L	14:28:39
1	Ba 233.527†	68126.0	64286.6	0.3457 mg/L	0.3457 mg/L	14:28:19
1	Be 313.107†	15442.0	12103.8	0.0025 mg/L	0.0025 mg/L	14:28:19
1	Ca 315.886†	2253237.7	2118874.8	14.79 mg/L	14.79 mg/L	14:28:13
1	Cd 228.802†	1169.4	420.5	-0.0011 mg/L	-0.0011 mg/L	14:28:39
1	Co 228.616†	4089.4	4073.2	0.0471 mg/L	0.0471 mg/L	14:28:39
1	Cr 267.716†	16843.9	14221.6	0.1070 mg/L	0.1070 mg/L	14:28:19
1	Cu 324.752†	851680.8	799327.8	3.027 mg/L	3.027 mg/L	14:28:13
1	Fe 238.204†	23757140.4	22394292.7	164.4 mg/L	164.4 mg/L	14:28:06
1	Fe 234.349†	8038544.3	7576939.2	188.4 mg/L	188.4 mg/L	14:28:06
1	Mg 279.077†	241905.2	229029.6	11.40 mg/L	11.40 mg/L	14:28:19
1	Mn 257.610†	2199876.2	2072086.1	2.098 mg/L	2.098 mg/L	14:28:13
1	Mo 202.031†	51.5	-27.4	0.0096 mg/L	0.0096 mg/L	14:28:39
1	Na 330.237†	6160.5	3623.4	5.544 mg/L	5.544 mg/L	14:28:19
1	Ni 231.604†	19664.7	18640.5	0.3451 mg/L	0.3451 mg/L	14:28:19
1	Pb 220.353†	19337.6	18316.6	2.019 mg/L	2.019 mg/L	14:28:19
1	Sb 206.836†	92.6	-34.7	-0.0106 mg/L	-0.0106 mg/L	14:28:39
1	Se 196.026†	-6.8	-1.3	-0.0018 mg/L	-0.0018 mg/L	14:28:39
1	Sn 189.927†	398.4	304.6	0.1059 mg/L	0.1059 mg/L	14:28:39
1	Ti 337.279†	2290703.7	2158812.8	3.211 mg/L	3.211 mg/L	14:28:13
1	Tl 190.801†	-57.8	-32.3	0.0097 mg/L	0.0097 mg/L	14:28:39
1	V 292.402†	38915.7	35002.5	0.1466 mg/L	0.1466 mg/L	14:28:19
1	Zn 213.857†	131510.8	122689.7	1.445 mg/L	1.445 mg/L	14:28:19
2	Y 360.073	2446524.4	2446524.4			14:28:58
2	Ag 328.068†	115355.5	108405.2	0.3452 mg/L	0.3452 mg/L	14:29:03
2	Al 237.313†	543454.8	509334.8	57.54 mg/L	57.54 mg/L	14:28:58
2	As 188.979†	15.1	20.6	0.0454 mg/L	0.0454 mg/L	14:29:23
2	B 182.528†	-7.2	28.5	0.0242 mg/L	0.0242 mg/L	14:29:23
2	Ba 233.527†	69031.7	64748.6	0.3482 mg/L	0.3482 mg/L	14:29:03
2	Be 313.107†	15576.0	12141.6	0.0025 mg/L	0.0025 mg/L	14:29:03
2	Ca 315.886†	2265083.0	2117185.1	14.78 mg/L	14.78 mg/L	14:28:58
2	Cd 228.802†	1152.5	398.1	-0.0013 mg/L	-0.0013 mg/L	14:29:23
2	Co 228.616†	4135.6	4093.3	0.0474 mg/L	0.0474 mg/L	14:29:23
2	Cr 267.716†	17042.9	14312.5	0.1076 mg/L	0.1076 mg/L	14:29:03
2	Cu 324.752†	857919.2	800339.3	3.031 mg/L	3.031 mg/L	14:28:58
2	Fe 238.204†	23846859.5	22343518.0	164.0 mg/L	164.0 mg/L	14:28:51
2	Fe 234.349†	8064074.9	7555235.8	187.9 mg/L	187.9 mg/L	14:28:51
2	Mg 279.077†	245004.2	230560.4	11.48 mg/L	11.48 mg/L	14:29:03
2	Mn 257.610†	2210959.0	2069984.7	2.096 mg/L	2.096 mg/L	14:28:58
2	Mo 202.031†	43.3	-35.4	0.0089 mg/L	0.0089 mg/L	14:29:23
2	Na 330.237†	6177.8	3604.6	5.519 mg/L	5.519 mg/L	14:29:03
2	Ni 231.604†	19911.2	18759.8	0.3473 mg/L	0.3473 mg/L	14:29:03
2	Pb 220.353†	19532.5	18389.4	2.027 mg/L	2.027 mg/L	14:29:03
2	Sb 206.836†	87.0	-40.4	-0.0120 mg/L	-0.0120 mg/L	14:29:23
2	Se 196.026†	-13.2	-7.3	-0.0107 mg/L	-0.0107 mg/L	14:29:23
2	Sn 189.927†	400.4	304.3	0.1058 mg/L	0.1058 mg/L	14:29:23
2	Ti 337.279†	2299746.3	2154284.0	3.204 mg/L	3.204 mg/L	14:28:58
2	Tl 190.801†	-71.6	-44.9	-0.0002 mg/L	-0.0002 mg/L	14:29:23
2	V 292.402†	39521.0	35348.8	0.1481 mg/L	0.1481 mg/L	14:29:03
2	Zn 213.857†	133064.8	123399.5	1.453 mg/L	1.453 mg/L	14:29:03

Mean Data: 0607164-17

Analyte	Mean Corrected Intensity	Conc. Units	Calib	Std.Dev.	Sample Conc. Units	Std.Dev.	RSD
Y 360.073	2439159.3					10415.81	0.43%
Ag 328.068†	108011.2	0.3440 mg/L		0.00177	0.3440 mg/L	0.00177	0.52%
Al 237.313†	509592.4	57.56 mg/L		0.039	57.56 mg/L	0.039	0.07%
As 188.979†	17.8	0.0414 mg/L		0.00557	0.0414 mg/L	0.00557	13.45%
B 182.528†	25.1	0.0213 mg/L		0.00416	0.0213 mg/L	0.00416	19.54%
Ba 233.527†	64517.6	0.3470 mg/L		0.00176	0.3470 mg/L	0.00176	0.51%
Be 313.107†	12122.7	0.0025 mg/L		0.00000	0.0025 mg/L	0.00000	0.16%
Ca 315.886†	2118030.0	14.79 mg/L		0.008	14.79 mg/L	0.008	0.06%
Cd 228.802†	409.3	-0.0012 mg/L		0.00019	-0.0012 mg/L	0.00019	15.97%
Co 228.616†	4083.2	0.0473 mg/L		0.00020	0.0473 mg/L	0.00020	0.43%
Cr 267.716†	14267.0	0.1073 mg/L		0.00043	0.1073 mg/L	0.00043	0.41%
Cu 324.752†	799833.5	3.029 mg/L		0.0027	3.029 mg/L	0.0027	0.09%
Fe 238.204†	22368905.4	164.2 mg/L		0.26	164.2 mg/L	0.26	0.16%
Fe 234.349†	7566087.5	188.1 mg/L		0.38	188.1 mg/L	0.38	0.20%
Mg 279.077†	229795.0	11.44 mg/L		0.056	11.44 mg/L	0.056	0.49%

Mn 257.610†	2071035.4	2.097 mg/L	0.0015	2.097 mg/L	0.0015	0.07%
Mo 202.031†	-31.4	0.0093 mg/L	0.00050	0.0093 mg/L	0.00050	5.44%
Na 330.237†	3614.0	5.531 mg/L	0.0178	5.531 mg/L	0.0178	0.32%
Ni 231.604†	18700.1	0.3462 mg/L	0.00157	0.3462 mg/L	0.00157	0.45%
Pb 220.353†	18353.0	2.023 mg/L	0.0057	2.023 mg/L	0.0057	0.28%
Sb 206.836†	-37.5	-0.0113 mg/L	0.00103	-0.0113 mg/L	0.00103	9.12%
Se 196.026†	-4.3	-0.0063 mg/L	0.00627	-0.0063 mg/L	0.00627	100.01%
Sn 189.927†	304.4	0.1058 mg/L	0.00008	0.1058 mg/L	0.00008	0.08%
Ti 337.279†	2156548.4	3.208 mg/L	0.0048	3.208 mg/L	0.0048	0.15%
Tl 190.801†	-38.6	0.0047 mg/L	0.00702	0.0047 mg/L	0.00702	148.13%
V 292.402†	35175.7	0.1473 mg/L	0.00105	0.1473 mg/L	0.00105	0.72%
Zn 213.857†	123044.6	1.449 mg/L	0.0059	1.449 mg/L	0.0059	0.41%

Sequence No.: 65
Sample ID: 0607164-18
Analyst:
Initial Sample Wt:
Dilution:

Autosampler Location: 61
Date Collected: 7/14/2006 2:31:02 PM
Data Type: Original
Initial Sample Vol:
Sample Prep Vol:

Replicate Data: 0607164-18

Repl#	Analyte	Net Intensity	Corrected Intensity	Calib. Conc. Units	Sample Conc. Units	Analysis Time
1	Y 360.073	2454723.0	2454723.0			14:32:55
1	Ag 328.068†	586019.4	547606.9	1.743 mg/L	1.743 mg/L	14:32:55
1	Al 237.313†	541924.9	506205.1	57.37 mg/L	57.37 mg/L	14:32:55
1	As 188.979†	32.3	35.7	0.0626 mg/L	0.0626 mg/L	14:33:20
1	B 182.528†	119.5	146.7	0.1273 mg/L	0.1273 mg/L	14:33:20
1	Ba 233.527†	300165.5	280393.2	1.513 mg/L	1.513 mg/L	14:33:00
1	Be 313.107†	31767.5	27214.6	0.0053 mg/L	0.0053 mg/L	14:33:00
1	Ca 315.886†	13586414.0	12683319.2	88.68 mg/L	88.68 mg/L	14:32:45
1	Cd 228.802†	5171.3	4147.7	0.0419 mg/L	0.0419 mg/L	14:33:20
1	Co 228.616†	4092.6	4040.2	0.0474 mg/L	0.0474 mg/L	14:33:20
1	Cr 267.716†	165087.7	152521.2	1.081 mg/L	1.081 mg/L	14:33:00
1	Cu 324.752†	3729148.7	3479154.4	13.17 mg/L	13.17 mg/L	14:32:55
1	Fe 238.204†	20477202.1	19121892.7	140.4 mg/L	140.4 mg/L	14:32:45
1	Fe 234.349†	6814236.6	6362748.1	158.2 mg/L	158.2 mg/L	14:32:45
1	Mg 279.077†	366598.4	343353.0	17.34 mg/L	17.34 mg/L	14:32:55
1	Mn 257.610†	1988317.0	1855135.1	1.877 mg/L	1.877 mg/L	14:32:55
1	Mo 202.031†	168.7	81.7	0.0168 mg/L	0.0168 mg/L	14:33:20
1	Na 330.237†	9961.5	7119.0	9.152 mg/L	9.152 mg/L	14:33:00
1	Ni 231.604†	63524.4	59428.7	1.105 mg/L	1.105 mg/L	14:33:00
1	Pb 220.353†	201056.5	187857.3	20.72 mg/L	20.72 mg/L	14:33:00
1	Sb 206.836†	392.0	244.2	0.0476 mg/L	0.0476 mg/L	14:33:20
1	Se 196.026†	-6.7	-1.2	-0.0016 mg/L	-0.0016 mg/L	14:33:20
1	Sn 189.927†	3148.8	2869.7	0.9692 mg/L	0.9692 mg/L	14:33:20
1	Ti 337.279†	1778607.3	1660384.1	2.469 mg/L	2.469 mg/L	14:32:55
1	Tl 190.801†	-61.8	-35.5	0.0012 mg/L	0.0012 mg/L	14:33:20
1	V 292.402†	67384.1	61247.0	0.2668 mg/L	0.2668 mg/L	14:33:00
1	Zn 213.857†	665594.1	620323.1	7.308 mg/L	7.308 mg/L	14:32:55
2	Y 360.073	2486139.6	2486139.6			14:33:44
2	Ag 328.068†	613569.3	566095.1	1.802 mg/L	1.802 mg/L	14:33:44
2	Al 237.313†	550035.4	507288.4	57.51 mg/L	57.51 mg/L	14:33:44
2	As 188.979†	37.3	40.9	0.0686 mg/L	0.0686 mg/L	14:34:10
2	B 182.528†	112.7	139.1	0.1206 mg/L	0.1206 mg/L	14:34:10
2	Ba 233.527†	301787.6	278346.4	1.502 mg/L	1.502 mg/L	14:33:50
2	Be 313.107†	31880.5	26943.8	0.0053 mg/L	0.0053 mg/L	14:33:50
2	Ca 315.886†	13673733.3	12603495.7	88.12 mg/L	88.12 mg/L	14:33:35
2	Cd 228.802†	5177.8	4092.7	0.0412 mg/L	0.0412 mg/L	14:34:10
2	Co 228.616†	4127.3	4023.9	0.0472 mg/L	0.0472 mg/L	14:34:10
2	Cr 267.716†	165921.4	151341.6	1.072 mg/L	1.072 mg/L	14:33:50
2	Cu 324.752†	3792141.3	3493230.9	13.22 mg/L	13.22 mg/L	14:33:44
2	Fe 238.204†	20591286.7	18985427.1	139.4 mg/L	139.4 mg/L	14:33:35
2	Fe 234.349†	6858154.3	6322826.1	157.2 mg/L	157.2 mg/L	14:33:35
2	Mg 279.077†	371493.1	343540.0	17.35 mg/L	17.35 mg/L	14:33:44
2	Mn 257.610†	2015775.4	1856989.6	1.879 mg/L	1.879 mg/L	14:33:44
2	Mo 202.031†	174.5	85.0	0.0170 mg/L	0.0170 mg/L	14:34:10
2	Na 330.237†	10063.6	7095.5	9.120 mg/L	9.120 mg/L	14:33:50
2	Ni 231.604†	63864.8	58992.9	1.097 mg/L	1.097 mg/L	14:33:50
2	Pb 220.353†	201893.8	186256.6	20.54 mg/L	20.54 mg/L	14:33:50

2	Sb 206.836†	390.1	237.8	0.0461 mg/L	0.0461 mg/L	14:34:10
2	Se 196.026†	-13.8	-7.7	-0.0112 mg/L	-0.0112 mg/L	14:34:10
2	Sn 189.927†	3185.8	2866.7	0.9682 mg/L	0.9682 mg/L	14:34:10
2	Ti 337.279†	1805981.6	1664635.9	2.476 mg/L	2.476 mg/L	14:33:44
2	Tl 190.801†	-60.4	-33.4	0.0028 mg/L	0.0028 mg/L	14:34:10
2	V 292.402†	67769.7	60807.3	0.2648 mg/L	0.2648 mg/L	14:33:50
2	Zn 213.857†	675214.9	621339.5	7.320 mg/L	7.320 mg/L	14:33:44

Mean Data: 0607164-18

Analyte	Mean Corrected Intensity	Calib Conc. Units	Std.Dev.	Sample Conc. Units	Std.Dev.	RSD
Y 360.073	2470431.3				22214.88	0.90%
Ag 328.068†	556851.0	1.772 mg/L	0.0416	1.772 mg/L	0.0416	2.35%
Al 237.313†	506746.8	57.44 mg/L	0.093	57.44 mg/L	0.093	0.16%
As 188.979†	38.8	0.0656 mg/L	0.00424	0.0656 mg/L	0.00424	6.47%
B 182.528†	142.9	0.1240 mg/L	0.00472	0.1240 mg/L	0.00472	3.81%
Ba 233.527†	279369.8	1.508 mg/L	0.0078	1.508 mg/L	0.0078	0.52%
Be 313.107†	27079.2	0.0053 mg/L	0.00004	0.0053 mg/L	0.00004	0.72%
Ca 315.886†	12643407.4	88.40 mg/L	0.395	88.40 mg/L	0.395	0.45%
Cd 228.802†	4120.2	0.0416 mg/L	0.00044	0.0416 mg/L	0.00044	1.06%
Co 228.616†	4032.0	0.0473 mg/L	0.00016	0.0473 mg/L	0.00016	0.35%
Cr 267.716†	151931.4	1.077 mg/L	0.0059	1.077 mg/L	0.0059	0.55%
Cu 324.752†	3486192.6	13.19 mg/L	0.038	13.19 mg/L	0.038	0.29%
Fe 238.204†	19053659.9	139.9 mg/L	0.71	139.9 mg/L	0.71	0.51%
Fe 234.349†	6342787.1	157.7 mg/L	0.70	157.7 mg/L	0.70	0.45%
Mg 279.077†	343446.5	17.35 mg/L	0.008	17.35 mg/L	0.008	0.05%
Mn 257.610†	1856062.4	1.878 mg/L	0.0013	1.878 mg/L	0.0013	0.07%
Mo 202.031†	83.4	0.0169 mg/L	0.00015	0.0169 mg/L	0.00015	0.89%
Na 330.237†	7107.3	9.136 mg/L	0.0230	9.136 mg/L	0.0230	0.25%
Ni 231.604†	59210.8	1.101 mg/L	0.0057	1.101 mg/L	0.0057	0.52%
Pb 220.353†	187057.0	20.63 mg/L	0.125	20.63 mg/L	0.125	0.60%
Sb 206.836†	241.0	0.0469 mg/L	0.00106	0.0469 mg/L	0.00106	2.25%
Se 196.026†	-4.4	-0.0064 mg/L	0.00680	-0.0064 mg/L	0.00680	106.20%
Sn 189.927†	2868.2	0.9687 mg/L	0.00070	0.9687 mg/L	0.00070	0.07%
Ti 337.279†	1662510.0	2.473 mg/L	0.0045	2.473 mg/L	0.0045	0.18%
Tl 190.801†	-34.5	0.0020 mg/L	0.00118	0.0020 mg/L	0.00118	59.33%
V 292.402†	61027.2	0.2658 mg/L	0.00138	0.2658 mg/L	0.00138	0.52%
Zn 213.857†	620831.3	7.314 mg/L	0.0085	7.314 mg/L	0.0085	0.12%

Sequence No.: 66

Sample ID: 0607164-19

Analyst:

Initial Sample Wt:

Dilution:

Autosampler Location: 62

Date Collected: 7/14/2006 2:35:48 PM

Data Type: Original

Initial Sample Vol:

Sample Prep Vol:

Replicate Data: 0607164-19

Repl#	Analyte	Net Intensity	Corrected Intensity	Calib. Conc. Units	Sample Conc. Units	Analysis Time
1	Y 360.073	2491651.6	2491651.6			14:37:25
1	Ag 328.068†	756.5	1007.3	0.0034 mg/L	0.0034 mg/L	14:37:30
1	Al 237.313†	248106.8	228368.3	26.24 mg/L	26.24 mg/L	14:37:25
1	As 188.979†	1.7	8.0	0.0152 mg/L	0.0152 mg/L	14:37:50
1	B 182.528†	16.5	50.4	0.0433 mg/L	0.0433 mg/L	14:37:50
1	Ba 233.527†	21013.1	19396.1	0.1033 mg/L	0.1033 mg/L	14:37:30
1	Be 313.107†	7367.9	4325.2	0.0007 mg/L	0.0007 mg/L	14:37:25
1	Ca 315.886†	660954.7	602819.1	4.190 mg/L	4.190 mg/L	14:37:25
1	Cd 228.802†	818.5	71.2	-0.0009 mg/L	-0.0009 mg/L	14:37:50
1	Co 228.616†	2130.4	2178.1	0.0253 mg/L	0.0253 mg/L	14:37:50
1	Cr 267.716†	26253.6	22497.8	0.1575 mg/L	0.1575 mg/L	14:37:30
1	Cu 324.752†	109681.0	97341.1	0.3701 mg/L	0.3701 mg/L	14:37:25
1	Fe 238.204†	3055983.2	2809559.6	20.61 mg/L	20.61 mg/L	14:37:25
1	Fe 234.349†	910006.7	836070.8	20.78 mg/L	20.78 mg/L	14:37:25
1	Mg 279.077†	87982.3	81929.8	4.167 mg/L	4.167 mg/L	14:37:30
1	Mn 257.610†	450266.0	412485.3	0.4141 mg/L	0.4141 mg/L	14:37:25
1	Mo 202.031†	109.7	25.1	0.0022 mg/L	0.0022 mg/L	14:37:50
1	Na 330.237†	6711.8	3991.0	5.353 mg/L	5.353 mg/L	14:37:30
1	Ni 231.604†	1951.1	1897.2	0.0332 mg/L	0.0332 mg/L	14:37:50
1	Pb 220.353†	168.7	241.7	0.0275 mg/L	0.0275 mg/L	14:37:50

1	Sb 206.836†	130.5	-1.8	-0.0030 mg/L	-0.0030 mg/L	14:37:50
1	Se 196.026†	-5.7	-0.2	-0.0002 mg/L	-0.0002 mg/L	14:37:50
1	Sn 189.927†	122.0	41.3	0.0123 mg/L	0.0123 mg/L	14:37:50
1	Ti 337.279†	832056.9	764864.4	1.137 mg/L	1.137 mg/L	14:37:25
1	Tl 190.801†	-35.4	-10.4	-0.0016 mg/L	-0.0016 mg/L	14:37:50
1	V 292.402†	5860.5	3707.7	0.0150 mg/L	0.0150 mg/L	14:37:30
1	Zn 213.857†	13098.4	10762.6	0.1255 mg/L	0.1255 mg/L	14:37:30
2	Y 360.073	2493262.4	2493262.4			14:37:58
2	Ag 328.068†	753.0	1003.6	0.0034 mg/L	0.0034 mg/L	14:38:03
2	Al 237.313†	248389.4	228480.6	26.25 mg/L	26.25 mg/L	14:37:58
2	As 188.979†	7.0	12.9	0.0220 mg/L	0.0220 mg/L	14:38:23
2	B 182.528†	21.9	55.3	0.0476 mg/L	0.0476 mg/L	14:38:23
2	Ba 233.527†	21233.0	19585.8	0.1043 mg/L	0.1043 mg/L	14:38:03
2	Be 313.107†	7275.8	4236.1	0.0006 mg/L	0.0006 mg/L	14:37:58
2	Ca 315.886†	661707.1	603118.1	4.192 mg/L	4.192 mg/L	14:37:58
2	Cd 228.802†	807.3	60.5	-0.0011 mg/L	-0.0011 mg/L	14:38:23
2	Co 228.616†	2138.0	2183.9	0.0254 mg/L	0.0254 mg/L	14:38:23
2	Cr 267.716†	26422.9	22637.8	0.1585 mg/L	0.1585 mg/L	14:38:03
2	Cu 324.752†	107717.8	95470.8	0.3630 mg/L	0.3630 mg/L	14:37:58
2	Fe 238.204†	3060073.5	2811504.0	20.63 mg/L	20.63 mg/L	14:37:58
2	Fe 234.349†	911356.1	836770.7	20.80 mg/L	20.80 mg/L	14:37:58
2	Mg 279.077†	88718.3	82554.3	4.199 mg/L	4.199 mg/L	14:38:03
2	Mn 257.610†	450596.3	412521.4	0.4141 mg/L	0.4141 mg/L	14:37:58
2	Mo 202.031†	113.6	28.6	0.0025 mg/L	0.0025 mg/L	14:38:23
2	Na 330.237†	6705.3	3981.1	5.342 mg/L	5.342 mg/L	14:38:03
2	Ni 231.604†	1959.0	1903.2	0.0333 mg/L	0.0333 mg/L	14:38:23
2	Pb 220.353†	142.1	217.2	0.0248 mg/L	0.0248 mg/L	14:38:23
2	Sb 206.836†	142.5	9.1	-0.0003 mg/L	-0.0003 mg/L	14:38:23
2	Se 196.026†	-8.3	-2.5	-0.0036 mg/L	-0.0036 mg/L	14:38:23
2	Sn 189.927†	134.0	52.2	0.0160 mg/L	0.0160 mg/L	14:38:23
2	Ti 337.279†	830664.9	763089.8	1.134 mg/L	1.134 mg/L	14:37:58
2	Tl 190.801†	-25.5	-1.2	0.0055 mg/L	0.0055 mg/L	14:38:23
2	V 292.402†	5870.6	3713.6	0.0151 mg/L	0.0151 mg/L	14:38:03
2	Zn 213.857†	12927.8	10598.0	0.1236 mg/L	0.1236 mg/L	14:38:03

Mean Data: 0607164-19

Analyte	Mean Corrected Intensity	Calib Conc. Units	Std.Dev.	Sample Conc. Units	Std.Dev.	RSD
Y 360.073	2492457.0				1138.98	0.05%
Ag 328.068†	1005.5	0.0034 mg/L	0.00001	0.0034 mg/L	0.00001	0.24%
Al 237.313†	228424.4	26.25 mg/L	0.009	26.25 mg/L	0.009	0.03%
As 188.979†	10.5	0.0186 mg/L	0.00484	0.0186 mg/L	0.00484	26.00%
B 182.528†	52.8	0.0455 mg/L	0.00306	0.0455 mg/L	0.00306	6.73%
Ba 233.527†	19491.0	0.1038 mg/L	0.00072	0.1038 mg/L	0.00072	0.70%
Be 313.107†	4280.7	0.0007 mg/L	0.00001	0.0007 mg/L	0.00001	1.76%
Ca 315.886†	602968.6	4.191 mg/L	0.0015	4.191 mg/L	0.0015	0.04%
Cd 228.802†	65.8	-0.0010 mg/L	0.00010	-0.0010 mg/L	0.00010	10.14%
Co 228.616†	2181.0	0.0253 mg/L	0.00006	0.0253 mg/L	0.00006	0.24%
Cr 267.716†	22567.8	0.1580 mg/L	0.00070	0.1580 mg/L	0.00070	0.44%
Cu 324.752†	96406.0	0.3666 mg/L	0.00500	0.3666 mg/L	0.00500	1.37%
Fe 238.204†	2810531.8	20.62 mg/L	0.010	20.62 mg/L	0.010	0.05%
Fe 234.349†	836420.7	20.79 mg/L	0.012	20.79 mg/L	0.012	0.06%
Mg 279.077†	82242.1	4.183 mg/L	0.0227	4.183 mg/L	0.0227	0.54%
Mn 257.610†	412503.4	0.4141 mg/L	0.00003	0.4141 mg/L	0.00003	0.01%
Mo 202.031†	26.8	0.0024 mg/L	0.00021	0.0024 mg/L	0.00021	8.93%
Na 330.237†	3986.1	5.347 mg/L	0.0082	5.347 mg/L	0.0082	0.15%
Ni 231.604†	1900.2	0.0332 mg/L	0.00008	0.0332 mg/L	0.00008	0.24%
Pb 220.353†	229.5	0.0261 mg/L	0.00192	0.0261 mg/L	0.00192	7.34%
Sb 206.836†	3.6	-0.0017 mg/L	0.00194	-0.0017 mg/L	0.00194	115.88%
Se 196.026†	-1.4	-0.0019 mg/L	0.00245	-0.0019 mg/L	0.00245	129.51%
Sn 189.927†	46.8	0.0142 mg/L	0.00261	0.0142 mg/L	0.00261	18.41%
Ti 337.279†	763977.1	1.135 mg/L	0.0019	1.135 mg/L	0.0019	0.16%
Tl 190.801†	-5.8	0.0020 mg/L	0.00505	0.0020 mg/L	0.00505	257.46%
V 292.402†	3710.7	0.0151 mg/L	0.00002	0.0151 mg/L	0.00002	0.16%
Zn 213.857†	10680.3	0.1246 mg/L	0.00137	0.1246 mg/L	0.00137	1.10%

Sequence No.: 67
 Sample ID: 0607164-20
 Analyst:

Autosampler Location: 63
 Date Collected: 7/14/2006 2:40:02 PM
 Data Type: Original

Initial Sample Wt:
Dilution:Initial Sample Vol:
Sample Prep Vol:-----
Replicate Data: 0607164-20

Repl#	Analyte	Net		Corrected		Calib.		Sample		Analysis Time
		Intensity		Intensity		Conc.	Units	Conc.	Units	
1	Y 360.073	2414045.8		2414045.8						14:41:34
1	Ag 328.068†	1.5		312.7		0.0012	mg/L	0.0012	mg/L	14:41:39
1	Al 237.313†	161670.3		153621.8		17.61	mg/L	17.61	mg/L	14:41:39
1	As 188.979†	-2.5		4.1		0.0095	mg/L	0.0095	mg/L	14:41:59
1	B 182.528†	-12.6		23.2		0.0197	mg/L	0.0197	mg/L	14:41:59
1	Ba 233.527†	14775.7		14094.3		0.0747	mg/L	0.0747	mg/L	14:41:39
1	Be 313.107†	6997.8		4191.7		0.0006	mg/L	0.0006	mg/L	14:41:34
1	Ca 315.886†	673710.0		634482.2		4.411	mg/L	4.411	mg/L	14:41:34
1	Cd 228.802†	774.7		53.8		-0.0011	mg/L	-0.0011	mg/L	14:41:59
1	Co 228.616†	458.9		653.8		0.0044	mg/L	0.0044	mg/L	14:41:59
1	Cr 267.716†	6370.2		4391.9		0.0298	mg/L	0.0298	mg/L	14:41:39
1	Cu 324.752†	16443.9		12042.0		0.0473	mg/L	0.0473	mg/L	14:41:39
1	Fe 238.204†	2843897.9		2698542.1		19.80	mg/L	19.80	mg/L	14:41:34
1	Fe 234.349†	846902.0		803059.4		19.96	mg/L	19.96	mg/L	14:41:34
1	Mg 279.077†	51772.4		50145.3		2.532	mg/L	2.532	mg/L	14:41:39
1	Mn 257.610†	370200.6		349768.8		0.3506	mg/L	0.3506	mg/L	14:41:34
1	Mo 202.031†	116.8		35.1		0.0030	mg/L	0.0030	mg/L	14:41:59
1	Na 330.237†	6527.8		4014.9		5.381	mg/L	5.381	mg/L	14:41:39
1	Ni 231.604†	935.7		990.6		0.0163	mg/L	0.0163	mg/L	14:41:59
1	Pb 220.353†	315.6		386.3		0.0427	mg/L	0.0427	mg/L	14:41:59
1	Sb 206.836†	121.9		-6.2		-0.0026	mg/L	-0.0026	mg/L	14:41:59
1	Se 196.026†	4.2		9.1		0.0136	mg/L	0.0136	mg/L	14:41:59
1	Sn 189.927†	139.1		61.1		0.0189	mg/L	0.0189	mg/L	14:41:59
1	Ti 337.279†	757432.8		718607.9		1.068	mg/L	1.068	mg/L	14:41:34
1	Tl 190.801†	-25.7		-2.2		0.0039	mg/L	0.0039	mg/L	14:41:59
1	V 292.402†	5238.5		3290.4		0.0124	mg/L	0.0124	mg/L	14:41:39
1	Zn 213.857†	8222.2		6519.3		0.0757	mg/L	0.0757	mg/L	14:41:39
2	Y 360.073	2415266.6		2415266.6						14:42:07
2	Ag 328.068†	84.3		391.3		0.0014	mg/L	0.0014	mg/L	14:42:12
2	Al 237.313†	160085.3		152039.7		17.43	mg/L	17.43	mg/L	14:42:12
2	As 188.979†	2.1		8.5		0.0156	mg/L	0.0156	mg/L	14:42:32
2	B 182.528†	-19.5		16.6		0.0139	mg/L	0.0139	mg/L	14:42:32
2	Ba 233.527†	14709.8		14024.6		0.0743	mg/L	0.0743	mg/L	14:42:12
2	Be 313.107†	7086.0		4272.1		0.0006	mg/L	0.0006	mg/L	14:42:07
2	Ca 315.886†	677528.0		637782.8		4.434	mg/L	4.434	mg/L	14:42:07
2	Cd 228.802†	777.6		56.2		-0.0011	mg/L	-0.0011	mg/L	14:42:32
2	Co 228.616†	504.3		696.7		0.0050	mg/L	0.0050	mg/L	14:42:32
2	Cr 267.716†	6390.4		4408.0		0.0299	mg/L	0.0299	mg/L	14:42:12
2	Cu 324.752†	15753.0		11378.4		0.0448	mg/L	0.0448	mg/L	14:42:12
2	Fe 238.204†	2857864.1		2710433.4		19.88	mg/L	19.88	mg/L	14:42:07
2	Fe 234.349†	851541.9		807057.0		20.06	mg/L	20.06	mg/L	14:42:07
2	Mg 279.077†	51391.0		49758.4		2.512	mg/L	2.512	mg/L	14:42:12
2	Mn 257.610†	371878.0		351183.3		0.3521	mg/L	0.3521	mg/L	14:42:07
2	Mo 202.031†	114.4		32.7		0.0028	mg/L	0.0028	mg/L	14:42:32
2	Na 330.237†	6519.9		4004.3		5.369	mg/L	5.369	mg/L	14:42:12
2	Ni 231.604†	953.8		1007.4		0.0166	mg/L	0.0166	mg/L	14:42:32
2	Pb 220.353†	292.1		363.9		0.0402	mg/L	0.0402	mg/L	14:42:32
2	Sb 206.836†	120.0		-8.0		-0.0030	mg/L	-0.0030	mg/L	14:42:32
2	Se 196.026†	-1.5		3.6		0.0055	mg/L	0.0055	mg/L	14:42:32
2	Sn 189.927†	144.4		66.1		0.0205	mg/L	0.0205	mg/L	14:42:32
2	Ti 337.279†	759876.6		720563.9		1.071	mg/L	1.071	mg/L	14:42:07
2	Tl 190.801†	-23.9		-0.5		0.0053	mg/L	0.0053	mg/L	14:42:32
2	V 292.402†	5236.2		3285.7		0.0123	mg/L	0.0123	mg/L	14:42:12
2	Zn 213.857†	8099.8		6399.2		0.0742	mg/L	0.0742	mg/L	14:42:12

Mean Data: 0607164-20

Analyte	Mean Corrected		Calib		Std.Dev.	Sample		Std.Dev.	RSD
	Intensity		Conc.	Units		Conc.	Units		
Y 360.073	2414656.2							863.21	0.04%
Ag 328.068†	352.0		0.0013	mg/L	0.00018	0.0013	mg/L	0.00018	13.37%
Al 237.313†	152830.7		17.52	mg/L	0.130	17.52	mg/L	0.130	0.74%
As 188.979†	6.3		0.0125	mg/L	0.00433	0.0125	mg/L	0.00433	34.55%
B 182.528†	19.9		0.0168	mg/L	0.00406	0.0168	mg/L	0.00406	24.20%

Ba 233.527†	14059.4	0.0745 mg/L	0.00027	0.0745 mg/L	0.00027	0.36%
Be 313.107†	4231.9	0.0006 mg/L	0.00001	0.0006 mg/L	0.00001	1.68%
Ca 315.886†	636132.5	4.423 mg/L	0.0163	4.423 mg/L	0.0163	0.37%
Cd 228.802†	55.0	-0.0011 mg/L	0.00000	-0.0011 mg/L	0.00000	0.43%
Co 228.616†	675.2	0.0047 mg/L	0.00041	0.0047 mg/L	0.00041	8.81%
Cr 267.716†	4400.0	0.0298 mg/L	0.00008	0.0298 mg/L	0.00008	0.28%
Cu 324.752†	11710.2	0.0461 mg/L	0.00177	0.0461 mg/L	0.00177	3.85%
Fe 238.204†	2704487.8	19.84 mg/L	0.062	19.84 mg/L	0.062	0.31%
Fe 234.349†	805058.2	20.01 mg/L	0.070	20.01 mg/L	0.070	0.35%
Mg 279.077†	49951.8	2.522 mg/L	0.0142	2.522 mg/L	0.0142	0.56%
Mn 257.610†	350476.0	0.3514 mg/L	0.00101	0.3514 mg/L	0.00101	0.29%
Mo 202.031†	33.9	0.0029 mg/L	0.00013	0.0029 mg/L	0.00013	4.62%
Na 330.237†	4009.6	5.375 mg/L	0.0085	5.375 mg/L	0.0085	0.16%
Ni 231.604†	999.0	0.0164 mg/L	0.00022	0.0164 mg/L	0.00022	1.34%
Pb 220.353†	375.1	0.0415 mg/L	0.00176	0.0415 mg/L	0.00176	4.24%
Sb 206.836†	-7.1	-0.0028 mg/L	0.00034	-0.0028 mg/L	0.00034	12.03%
Se 196.026†	6.4	0.0095 mg/L	0.00575	0.0095 mg/L	0.00575	60.22%
Sn 189.927†	63.6	0.0197 mg/L	0.00118	0.0197 mg/L	0.00118	5.98%
Ti 337.279†	719585.9	1.069 mg/L	0.0021	1.069 mg/L	0.0021	0.19%
Tl 190.801†	-1.4	0.0046 mg/L	0.00098	0.0046 mg/L	0.00098	21.39%
V 292.402†	3288.0	0.0123 mg/L	0.00002	0.0123 mg/L	0.00002	0.13%
Zn 213.857†	6459.3	0.0749 mg/L	0.00100	0.0749 mg/L	0.00100	1.34%

Sequence No.: 68
 Sample ID: BG61341-DUP1
 Analyst:
 Initial Sample Wt:
 Dilution:

Autosampler Location: 64
 Date Collected: 7/14/2006 2:44:07 PM
 Data Type: Original
 Initial Sample Vol:
 Sample Prep Vol:

Replicate Data: BG61341-DUP1

Repl#	Analyte	Net Intensity	Corrected Intensity	Calib. Conc. Units	Sample Conc. Units	Analysis Time
1	Y 360.073	2406858.7	2406858.7			14:45:46
1	Ag 328.068†	195.6	497.6	0.0018 mg/L	0.0018 mg/L	14:45:52
1	Al 237.313†	322190.9	306975.0	34.99 mg/L	34.99 mg/L	14:45:52
1	As 188.979†	4.0	10.3	0.0183 mg/L	0.0183 mg/L	14:46:12
1	B 182.528†	-29.9	6.7	0.0053 mg/L	0.0053 mg/L	14:46:12
1	Ba 233.527†	19650.4	18779.3	0.1000 mg/L	0.1000 mg/L	14:45:52
1	Be 313.107†	15974.6	12761.9	0.0024 mg/L	0.0024 mg/L	14:45:52
1	Ca 315.886†	1128574.3	1069647.8	7.455 mg/L	7.455 mg/L	14:45:46
1	Cd 228.802†	856.2	133.7	-0.0012 mg/L	-0.0012 mg/L	14:46:12
1	Co 228.616†	1492.3	1639.4	0.0179 mg/L	0.0179 mg/L	14:46:12
1	Cr 267.716†	6862.6	4879.0	0.0355 mg/L	0.0355 mg/L	14:46:12
1	Cu 324.752†	17485.8	13081.0	0.0513 mg/L	0.0513 mg/L	14:45:52
1	Fe 238.204†	9287896.9	8844471.1	64.91 mg/L	64.91 mg/L	14:45:39
1	Fe 234.349†	2857433.6	2720478.5	67.64 mg/L	67.64 mg/L	14:45:46
1	Mg 279.077†	177085.9	169652.3	8.586 mg/L	8.586 mg/L	14:45:52
1	Mn 257.610†	887656.8	843692.1	0.8517 mg/L	0.8517 mg/L	14:45:46
1	Mo 202.031†	90.1	9.9	0.0042 mg/L	0.0042 mg/L	14:46:12
1	Na 330.237†	6603.4	4105.4	5.678 mg/L	5.678 mg/L	14:45:52
1	Ni 231.604†	1540.4	1569.2	0.0271 mg/L	0.0271 mg/L	14:46:12
1	Pb 220.353†	441.7	507.2	0.0559 mg/L	0.0559 mg/L	14:46:12
1	Sb 206.836†	108.3	-18.8	-0.0058 mg/L	-0.0058 mg/L	14:46:12
1	Se 196.026†	-2.4	2.8	0.0042 mg/L	0.0042 mg/L	14:46:12
1	Sn 189.927†	144.3	66.4	0.0207 mg/L	0.0207 mg/L	14:46:12
1	Ti 337.279†	779509.9	741784.1	1.102 mg/L	1.102 mg/L	14:45:46
1	Tl 190.801†	-44.7	-20.4	-0.0034 mg/L	-0.0034 mg/L	14:46:12
1	V 292.402†	11043.3	8834.3	0.0361 mg/L	0.0361 mg/L	14:45:52
1	Zn 213.857†	16905.5	14813.5	0.1735 mg/L	0.1735 mg/L	14:45:52
2	Y 360.073	2422458.1	2422458.1			14:46:25
2	Ag 328.068†	126.5	431.0	0.0016 mg/L	0.0016 mg/L	14:46:31
2	Al 237.313†	319802.3	302738.3	34.50 mg/L	34.50 mg/L	14:46:31
2	As 188.979†	4.4	10.6	0.0187 mg/L	0.0187 mg/L	14:46:51
2	B 182.528†	-32.6	4.3	0.0032 mg/L	0.0032 mg/L	14:46:51
2	Ba 233.527†	19551.1	18564.8	0.0988 mg/L	0.0988 mg/L	14:46:31
2	Be 313.107†	15853.8	12549.6	0.0023 mg/L	0.0023 mg/L	14:46:31
2	Ca 315.886†	1135746.9	1069513.5	7.454 mg/L	7.454 mg/L	14:46:25
2	Cd 228.802†	869.0	140.5	-0.0011 mg/L	-0.0011 mg/L	14:46:51
2	Co 228.616†	1518.2	1654.8	0.0182 mg/L	0.0182 mg/L	14:46:51

2	Cr 267.716†	6862.9	4837.1	0.0352 mg/L	0.0352 mg/L	14:46:51
2	Cu 324.752†	17017.0	12530.1	0.0492 mg/L	0.0492 mg/L	14:46:31
2	Fe 238.204†	9412839.8	8905743.8	65.36 mg/L	65.36 mg/L	14:46:19
2	Fe 234.349†	2874528.8	2719130.3	67.61 mg/L	67.61 mg/L	14:46:25
2	Mg 279.077†	176481.2	167993.9	8.501 mg/L	8.501 mg/L	14:46:31
2	Mn 257.610†	892348.5	842687.6	0.8506 mg/L	0.8506 mg/L	14:46:25
2	Mo 202.031†	89.2	8.5	0.0041 mg/L	0.0041 mg/L	14:46:51
2	Na 330.237†	6598.7	4060.4	5.624 mg/L	5.624 mg/L	14:46:31
2	Ni 231.604†	1545.1	1564.2	0.0270 mg/L	0.0270 mg/L	14:46:51
2	Pb 220.353†	444.7	507.4	0.0558 mg/L	0.0558 mg/L	14:46:51
2	Sb 206.836†	117.6	-10.6	-0.0037 mg/L	-0.0037 mg/L	14:46:51
2	Se 196.026†	-2.0	3.2	0.0049 mg/L	0.0049 mg/L	14:46:51
2	Sn 189.927†	146.8	68.0	0.0212 mg/L	0.0212 mg/L	14:46:51
2	Ti 337.279†	779693.8	737176.9	1.096 mg/L	1.096 mg/L	14:46:25
2	Tl 190.801†	-36.2	-12.0	0.0030 mg/L	0.0030 mg/L	14:46:51
2	V 292.402†	11107.7	8827.5	0.0360 mg/L	0.0360 mg/L	14:46:31
2	Zn 213.857†	16795.3	14605.5	0.1711 mg/L	0.1711 mg/L	14:46:31

Mean Data: BG61341-DUP1

Analyte	Mean Corrected Intensity	Conc.	Calib Units	Std.Dev.	Sample Conc.	Units	Std.Dev.	RSD
Y 360.073	2414658.4						11030.48	0.46%
Ag 328.068†	464.3	0.0017	mg/L	0.00015	0.0017	mg/L	0.00015	8.88%
Al 237.313†	304856.7	34.75	mg/L	0.346	34.75	mg/L	0.346	1.00%
As 188.979†	10.5	0.0185	mg/L	0.00029	0.0185	mg/L	0.00029	1.58%
B 182.528†	5.5	0.0043	mg/L	0.00148	0.0043	mg/L	0.00148	34.83%
Ba 233.527†	18672.0	0.0994	mg/L	0.00082	0.0994	mg/L	0.00082	0.82%
Be 313.107†	12655.8	0.0023	mg/L	0.00003	0.0023	mg/L	0.00003	1.19%
Ca 315.886†	1069580.6	7.455	mg/L	0.0007	7.455	mg/L	0.0007	0.01%
Cd 228.802†	137.1	-0.0012	mg/L	0.00006	-0.0012	mg/L	0.00006	4.81%
Co 228.616†	1647.1	0.0181	mg/L	0.00016	0.0181	mg/L	0.00016	0.89%
Cr 267.716†	4858.1	0.0353	mg/L	0.00021	0.0353	mg/L	0.00021	0.59%
Cu 324.752†	12805.6	0.0502	mg/L	0.00148	0.0502	mg/L	0.00148	2.94%
Fe 238.204†	8875107.4	65.14	mg/L	0.318	65.14	mg/L	0.318	0.49%
Fe 234.349†	2719804.4	67.62	mg/L	0.024	67.62	mg/L	0.024	0.04%
Mg 279.077†	168823.1	8.543	mg/L	0.0603	8.543	mg/L	0.0603	0.71%
Mn 257.610†	843189.8	0.8512	mg/L	0.00072	0.8512	mg/L	0.00072	0.08%
Mo 202.031†	9.2	0.0042	mg/L	0.00008	0.0042	mg/L	0.00008	2.01%
Na 330.237†	4082.9	5.651	mg/L	0.0377	5.651	mg/L	0.0377	0.67%
Ni 231.604†	1566.7	0.0270	mg/L	0.00007	0.0270	mg/L	0.00007	0.24%
Pb 220.353†	507.3	0.0558	mg/L	0.00002	0.0558	mg/L	0.00002	0.03%
Sb 206.836†	-14.7	-0.0047	mg/L	0.00145	-0.0047	mg/L	0.00145	30.63%
Se 196.026†	3.0	0.0046	mg/L	0.00046	0.0046	mg/L	0.00046	10.17%
Sn 189.927†	67.2	0.0210	mg/L	0.00036	0.0210	mg/L	0.00036	1.69%
Ti 337.279†	739480.5	1.099	mg/L	0.0048	1.099	mg/L	0.0048	0.44%
Tl 190.801†	-16.2	-0.0002	mg/L	0.00459	-0.0002	mg/L	0.00459	>999.9%
V 292.402†	8830.9	0.0360	mg/L	0.00002	0.0360	mg/L	0.00002	0.05%
Zn 213.857†	14709.5	0.1723	mg/L	0.00174	0.1723	mg/L	0.00174	1.01%

Duplicate Check: BG61341-DUP1

Analyte	Expected Conc.	Measured Conc.	Std. Dev.	Units	Difference (%)
Y 360.073			0.000	mg/L	Not calculated
Ag 328.068	0.0013	0.0017	0.000	mg/L	24.2
Al 237.313	17.52	34.75	0.346	mg/L	65.9
As 188.979	0.0125	0.0185	0.000	mg/L	38.4
B 182.528	0.0168	0.0043	0.001	mg/L	119.1
Ba 233.527	0.0745	0.0994	0.001	mg/L	28.6
Be 313.107	0.0006	0.0023	0.000	mg/L	114.5
Ca 315.886	4.423	7.455	0.001	mg/L	51.0
Cd 228.802	-0.0011	-0.0012	0.000	mg/L	-9.3
Co 228.616	0.0047	0.0181	0.000	mg/L	117.4
Cr 267.716	0.0298	0.0353	0.000	mg/L	16.8
Cu 324.752	0.0461	0.0502	0.001	mg/L	8.6
Fe 238.204	19.84	65.14	0.318	mg/L	106.6
Fe 234.349	20.01	67.62	0.024	mg/L	108.7
Mg 279.077	2.522	8.543	0.060	mg/L	108.8
Mn 257.610	0.3514	0.8512	0.001	mg/L	83.1
Mo 202.031	0.0029	0.0042	0.000	mg/L	35.7

Na 330.237	5.375	5.651	0.038	mg/L	5.0
Ni 231.604	0.0164	0.0270	0.000	mg/L	48.6
Pb 220.353	0.0415	0.0558	0.000	mg/L	29.6
Sb 206.836	-0.0028	-0.0047	0.001	mg/L	-51.7
Se 196.026	0.0095	0.0046	0.000	mg/L	70.9
Sn 189.927	0.0197	0.0210	0.000	mg/L	6.3
Ti 337.279	1.069	1.099	0.005	mg/L	2.7
Tl 190.801	0.0046	-0.0002	0.005	mg/L	217.9
V 292.402	0.0123	0.0360	0.000	mg/L	98.0
Zn 213.857	0.0749	0.1723	0.002	mg/L	78.7

Sequence No.: 69
Sample ID: BG61341-MS1
Analyst:
Initial Sample Wt:
Dilution:

Autosampler Location: 65
Date Collected: 7/14/2006 2:48:26 PM
Data Type: Original
Initial Sample Vol:
Sample Prep Vol:

Replicate Data: BG61341-MS1

Repl#	Analyte	Net Intensity	Corrected Intensity	Calib. Conc. Units	Sample Conc. Units	Analysis Time
1	Y 360.073	2429415.8	2429415.8			14:50:01
1	Ag 328.068†	78002.3	73918.1	0.2355 mg/L	0.2355 mg/L	14:50:07
1	Al 237.313†	239027.3	225648.3	25.88 mg/L	25.88 mg/L	14:50:07
1	As 188.979†	363.3	349.3	0.4943 mg/L	0.4943 mg/L	14:50:27
1	B 182.528†	524.9	530.5	0.4617 mg/L	0.4617 mg/L	14:50:27
1	Ba 233.527†	109953.9	103820.3	0.5591 mg/L	0.5591 mg/L	14:50:07
1	Be 313.107†	280838.8	262559.5	0.0485 mg/L	0.0485 mg/L	14:50:01
1	Ca 315.886†	1563923.0	1470483.2	10.26 mg/L	10.26 mg/L	14:50:01
1	Cd 228.802†	22378.2	20435.3	0.2288 mg/L	0.2288 mg/L	14:50:07
1	Co 228.616†	36961.2	35096.4	0.4782 mg/L	0.4782 mg/L	14:50:07
1	Cr 267.716†	80127.4	73954.6	0.5206 mg/L	0.5206 mg/L	14:50:07
1	Cu 324.752†	144745.4	133014.8	0.5054 mg/L	0.5054 mg/L	14:50:07
1	Fe 238.204†	3809588.1	3592728.3	26.36 mg/L	26.36 mg/L	14:50:01
1	Fe 234.349†	1148276.7	1082363.1	26.90 mg/L	26.90 mg/L	14:50:01
1	Mg 279.077†	176062.0	167120.0	8.540 mg/L	8.540 mg/L	14:50:07
1	Mn 257.610†	959961.5	904072.0	0.9113 mg/L	0.9113 mg/L	14:50:01
1	Mo 202.031†	5951.9	5540.6	0.4690 mg/L	0.4690 mg/L	14:50:27
1	Na 330.237†	26848.9	23151.6	28.05 mg/L	28.05 mg/L	14:50:07
1	Ni 231.604†	28273.4	26782.2	0.4965 mg/L	0.4965 mg/L	14:50:07
1	Pb 220.353†	4759.3	4577.6	0.5076 mg/L	0.5076 mg/L	14:50:27
1	Sb 206.836†	1902.2	1673.1	0.4137 mg/L	0.4137 mg/L	14:50:27
1	Se 196.026†	648.5	617.1	0.9136 mg/L	0.9136 mg/L	14:50:27
1	Sn 189.927†	1662.0	1497.3	0.5050 mg/L	0.5050 mg/L	14:50:27
1	Ti 337.279†	1338973.0	1262827.1	1.878 mg/L	1.878 mg/L	14:50:01
1	Tl 190.801†	570.8	560.9	0.4445 mg/L	0.4445 mg/L	14:50:27
1	V 292.402†	124309.9	115620.5	0.4956 mg/L	0.4956 mg/L	14:50:07
1	Zn 213.857†	49393.5	45321.3	0.5309 mg/L	0.5309 mg/L	14:50:07
2	Y 360.073	2457326.0	2457326.0			14:50:36
2	Ag 328.068†	77847.2	72937.3	0.2324 mg/L	0.2324 mg/L	14:50:42
2	Al 237.313†	238657.2	222741.2	25.54 mg/L	25.54 mg/L	14:50:42
2	As 188.979†	362.3	344.5	0.4876 mg/L	0.4876 mg/L	14:51:02
2	B 182.528†	526.4	526.2	0.4580 mg/L	0.4580 mg/L	14:51:02
2	Ba 233.527†	109964.6	102651.9	0.5528 mg/L	0.5528 mg/L	14:50:42
2	Be 313.107†	284067.6	262561.8	0.0485 mg/L	0.0485 mg/L	14:50:36
2	Ca 315.886†	1584209.4	1472647.1	10.27 mg/L	10.27 mg/L	14:50:36
2	Cd 228.802†	22352.7	20171.6	0.2258 mg/L	0.2258 mg/L	14:50:42
2	Co 228.616†	36998.3	34734.9	0.4732 mg/L	0.4732 mg/L	14:50:42
2	Cr 267.716†	80100.9	73071.0	0.5144 mg/L	0.5144 mg/L	14:50:42
2	Cu 324.752†	144215.2	130968.8	0.4976 mg/L	0.4976 mg/L	14:50:42
2	Fe 238.204†	3855450.4	3594683.9	26.38 mg/L	26.38 mg/L	14:50:36
2	Fe 234.349†	1162334.4	1083170.9	26.92 mg/L	26.92 mg/L	14:50:36
2	Mg 279.077†	176025.4	165198.8	8.441 mg/L	8.441 mg/L	14:50:42
2	Mn 257.610†	972320.8	905313.5	0.9126 mg/L	0.9126 mg/L	14:50:36
2	Mo 202.031†	5968.5	5492.3	0.4649 mg/L	0.4649 mg/L	14:51:02
2	Na 330.237†	26812.1	22829.5	27.67 mg/L	27.67 mg/L	14:50:42
2	Ni 231.604†	28300.6	26504.5	0.4913 mg/L	0.4913 mg/L	14:50:42
2	Pb 220.353†	4775.8	4542.1	0.5036 mg/L	0.5036 mg/L	14:51:02
2	Sb 206.836†	1901.0	1651.6	0.4084 mg/L	0.4084 mg/L	14:51:02
2	Se 196.026†	638.8	601.0	0.8899 mg/L	0.8899 mg/L	14:51:02

2	Sn 189.927†	1664.1	1481.5	0.4997 mg/L	0.4997 mg/L	14:51:02
2	Ti 337.279†	1355654.7	1264038.9	1.880 mg/L	1.880 mg/L	14:50:36
2	Tl 190.801†	584.5	567.5	0.4498 mg/L	0.4498 mg/L	14:51:02
2	V 292.402†	124325.0	114302.3	0.4899 mg/L	0.4899 mg/L	14:50:42
2	Zn 213.857†	49379.5	44778.8	0.5246 mg/L	0.5246 mg/L	14:50:42

Mean Data: BG61341-MS1

Analyte	Mean Corrected Intensity	Calib Conc. Units	Std.Dev.	Sample Conc. Units	Std.Dev.	RSD
Y 360.073	2443370.9				19735.45	0.81%
Ag 328.068†	73427.7	0.2340 mg/L	0.00221	0.2340 mg/L	0.00221	0.94%
Al 237.313†	224194.8	25.71 mg/L	0.238	25.71 mg/L	0.238	0.92%
As 188.979†	346.9	0.4910 mg/L	0.00469	0.4910 mg/L	0.00469	0.96%
B 182.528†	528.4	0.4598 mg/L	0.00261	0.4598 mg/L	0.00261	0.57%
Ba 233.527†	103236.1	0.5559 mg/L	0.00446	0.5559 mg/L	0.00446	0.80%
Be 313.107†	262560.6	0.0485 mg/L	0.00000	0.0485 mg/L	0.00000	0.00%
Ca 315.886†	1471565.1	10.27 mg/L	0.011	10.27 mg/L	0.011	0.10%
Cd 228.802†	20303.5	0.2273 mg/L	0.00211	0.2273 mg/L	0.00211	0.93%
Co 228.616†	34915.7	0.4757 mg/L	0.00353	0.4757 mg/L	0.00353	0.74%
Cr 267.716†	73512.8	0.5175 mg/L	0.00441	0.5175 mg/L	0.00441	0.85%
Cu 324.752†	131991.8	0.5015 mg/L	0.00547	0.5015 mg/L	0.00547	1.09%
Fe 238.204†	3593706.1	26.37 mg/L	0.010	26.37 mg/L	0.010	0.04%
Fe 234.349†	1082767.0	26.91 mg/L	0.014	26.91 mg/L	0.014	0.05%
Mg 279.077†	166159.4	8.491 mg/L	0.0699	8.491 mg/L	0.0699	0.82%
Mn 257.610†	904692.7	0.9120 mg/L	0.00089	0.9120 mg/L	0.00089	0.10%
Mo 202.031†	5516.5	0.4670 mg/L	0.00288	0.4670 mg/L	0.00288	0.62%
Na 330.237†	22990.6	27.86 mg/L	0.269	27.86 mg/L	0.269	0.97%
Ni 231.604†	26643.4	0.4939 mg/L	0.00366	0.4939 mg/L	0.00366	0.74%
Pb 220.353†	4559.9	0.5056 mg/L	0.00280	0.5056 mg/L	0.00280	0.55%
Sb 206.836†	1662.4	0.4110 mg/L	0.00377	0.4110 mg/L	0.00377	0.92%
Se 196.026†	609.0	0.9018 mg/L	0.01680	0.9018 mg/L	0.01680	1.86%
Sn 189.927†	1489.4	0.5024 mg/L	0.00376	0.5024 mg/L	0.00376	0.75%
Ti 337.279†	1263433.0	1.879 mg/L	0.0013	1.879 mg/L	0.0013	0.07%
Tl 190.801†	564.2	0.4472 mg/L	0.00374	0.4472 mg/L	0.00374	0.84%
V 292.402†	114961.4	0.4928 mg/L	0.00402	0.4928 mg/L	0.00402	0.82%
Zn 213.857†	45050.0	0.5278 mg/L	0.00450	0.5278 mg/L	0.00450	0.85%

Matrix Recovery Check: BG61341-MS1

Analyte	Expected Conc.	Measured Conc.	Std. Dev.	Units	Recovery (%)
Ag 328.068	0.2513	0.2340	0.002	mg/L	93.1
Al 237.313	20.02	25.71	0.238	mg/L	327.7
As 188.979	0.5125	0.4910	0.005	mg/L	95.7
B 182.528	0.5168	0.4598	0.003	mg/L	88.6
Ba 233.527	0.5745	0.5559	0.004	mg/L	96.3
Be 313.107	0.0506	0.0485	0.000	mg/L	95.8
Ca 315.886	9.423	10.27	0.011	mg/L	116.9
Cd 228.802	0.2489	0.2273	0.002	mg/L	91.4
Co 228.616	0.5047	0.4757	0.004	mg/L	94.2
Cr 267.716	0.5298	0.5175	0.004	mg/L	97.5
Cu 324.752	0.5461	0.5015	0.005	mg/L	91.1
Fe 238.204	22.34	26.37	0.010	mg/L	261.1
Fe 234.349	22.51	26.91	0.014	mg/L	276.0
Mg 279.077	7.522	8.491	0.070	mg/L	119.4
Mn 257.610	0.8514	0.9120	0.001	mg/L	112.1
Mo 202.031	0.5029	0.4670	0.003	mg/L	92.8
Na 330.237	30.37	27.86	0.269	mg/L	89.9
Ni 231.604	0.5164	0.4939	0.004	mg/L	95.5
Pb 220.353	0.5415	0.5056	0.003	mg/L	92.8
Sb 206.836	0.4972	0.4110	0.004	mg/L	82.8
Se 196.026	1.010	0.9018	0.017	mg/L	89.2
Sn 189.927	0.5197	0.5024	0.004	mg/L	96.5
Ti 337.279	1.569	1.879	0.001	mg/L	161.9
Tl 190.801	0.5046	0.4472	0.004	mg/L	88.5
V 292.402	0.5123	0.4928	0.004	mg/L	96.1
Zn 213.857	0.5749	0.5278	0.004	mg/L	90.6

Sample ID: BG61341-SD1

Date Collected: 7/14/2006 2:52:38 PM

Analyst:

Data Type: Original

Initial Sample Wt:

Initial Sample Vol:

Dilution:

Sample Prep Vol:

Replicate Data: BG61341-SD1

Repl#	Analyte	Net Intensity	Corrected Intensity	Calib. Conc. Units	Sample Conc. Units	Analysis Time
1	Y 360.073	2373983.7	2373983.7			14:54:10
1	Ag 328.068†	-80.4	233.7	0.0009 mg/L	0.0009 mg/L	14:54:15
1	Al 237.313†	33147.6	32100.5	3.679 mg/L	3.679 mg/L	14:54:15
1	As 188.979†	-2.5	4.1	0.0043 mg/L	0.0043 mg/L	14:54:35
1	B 182.528†	0.4	35.5	0.0304 mg/L	0.0304 mg/L	14:54:35
1	Ba 233.527†	2934.7	2896.4	0.0142 mg/L	0.0142 mg/L	14:54:35
1	Be 313.107†	3475.5	902.4	0.0000 mg/L	0.0000 mg/L	14:54:10
1	Ca 315.886†	142859.7	132645.9	0.9015 mg/L	0.9015 mg/L	14:54:10
1	Cd 228.802†	689.9	-15.7	-0.0013 mg/L	-0.0013 mg/L	14:54:35
1	Co 228.616†	-57.2	162.8	-0.0006 mg/L	-0.0006 mg/L	14:54:35
1	Cr 267.716†	2533.1	788.6	0.0037 mg/L	0.0037 mg/L	14:54:15
1	Cu 324.752†	7675.3	3837.9	0.0159 mg/L	0.0159 mg/L	14:54:15
1	Fe 238.204†	594312.2	571731.1	4.185 mg/L	4.185 mg/L	14:54:10
1	Fe 234.349†	175310.5	168087.2	4.172 mg/L	4.172 mg/L	14:54:10
1	Mg 279.077†	9840.9	10482.4	0.5224 mg/L	0.5224 mg/L	14:54:15
1	Mn 257.610†	83301.8	78648.3	0.0760 mg/L	0.0760 mg/L	14:54:15
1	Mo 202.031†	94.0	14.9	0.0002 mg/L	0.0002 mg/L	14:54:35
1	Na 330.237†	2937.2	652.1	1.329 mg/L	1.329 mg/L	14:54:15
1	Ni 231.604†	122.9	220.7	0.0019 mg/L	0.0019 mg/L	14:54:35
1	Pb 220.353†	8.2	94.5	0.0093 mg/L	0.0093 mg/L	14:54:35
1	Sb 206.836†	112.7	-13.0	-0.0040 mg/L	-0.0040 mg/L	14:54:35
1	Se 196.026†	-0.6	4.5	0.0068 mg/L	0.0068 mg/L	14:54:35
1	Sn 189.927†	79.9	6.2	-0.0016 mg/L	-0.0016 mg/L	14:54:35
1	Ti 337.279†	154421.1	148428.2	0.2194 mg/L	0.2194 mg/L	14:54:10
1	Tl 190.801†	-10.7	11.8	0.0087 mg/L	0.0087 mg/L	14:54:35
1	V 292.402†	2409.7	642.6	0.0016 mg/L	0.0016 mg/L	14:54:15
1	Zn 213.857†	3102.3	1707.0	0.0182 mg/L	0.0182 mg/L	14:54:35
2	Y 360.073	2379383.1	2379383.1			14:54:42
2	Ag 328.068†	-104.8	210.3	0.0009 mg/L	0.0009 mg/L	14:54:47
2	Al 237.313†	33332.6	32206.1	3.692 mg/L	3.692 mg/L	14:54:47
2	As 188.979†	-5.4	1.3	0.0004 mg/L	0.0004 mg/L	14:55:08
2	B 182.528†	-2.8	32.5	0.0277 mg/L	0.0277 mg/L	14:55:08
2	Ba 233.527†	2938.0	2893.2	0.0142 mg/L	0.0142 mg/L	14:55:08
2	Be 313.107†	3516.9	934.7	0.0000 mg/L	0.0000 mg/L	14:54:42
2	Ca 315.886†	143507.0	132956.4	0.9037 mg/L	0.9037 mg/L	14:54:42
2	Cd 228.802†	693.8	-13.4	-0.0013 mg/L	-0.0013 mg/L	14:55:08
2	Co 228.616†	-70.1	150.5	-0.0008 mg/L	-0.0008 mg/L	14:55:08
2	Cr 267.716†	2542.1	791.7	0.0037 mg/L	0.0037 mg/L	14:54:47
2	Cu 324.752†	7601.3	3749.8	0.0156 mg/L	0.0156 mg/L	14:54:47
2	Fe 238.204†	596981.9	573001.0	4.194 mg/L	4.194 mg/L	14:54:42
2	Fe 234.349†	176053.4	168418.8	4.180 mg/L	4.180 mg/L	14:54:42
2	Mg 279.077†	9873.5	10492.2	0.5229 mg/L	0.5229 mg/L	14:54:47
2	Mn 257.610†	83718.2	78866.9	0.0762 mg/L	0.0762 mg/L	14:54:47
2	Mo 202.031†	83.8	4.9	-0.0007 mg/L	-0.0007 mg/L	14:55:08
2	Na 330.237†	2940.0	648.4	1.324 mg/L	1.324 mg/L	14:54:47
2	Ni 231.604†	134.6	231.7	0.0022 mg/L	0.0022 mg/L	14:55:08
2	Pb 220.353†	-3.8	82.9	0.0080 mg/L	0.0080 mg/L	14:55:08
2	Sb 206.836†	119.8	-6.5	-0.0023 mg/L	-0.0023 mg/L	14:55:08
2	Se 196.026†	5.1	10.0	0.0150 mg/L	0.0150 mg/L	14:55:08
2	Sn 189.927†	78.0	4.2	-0.0023 mg/L	-0.0023 mg/L	14:55:08
2	Ti 337.279†	154215.0	147891.2	0.2186 mg/L	0.2186 mg/L	14:54:42
2	Tl 190.801†	-9.1	13.4	0.0099 mg/L	0.0099 mg/L	14:55:08
2	V 292.402†	2496.5	720.9	0.0019 mg/L	0.0019 mg/L	14:54:47
2	Zn 213.857†	3085.2	1683.6	0.0179 mg/L	0.0179 mg/L	14:55:08

Mean Data: BG61341-SD1

Analyte	Mean Corrected Intensity	Calib Conc. Units	Std.Dev.	Sample Conc. Units	Std.Dev.	RSD
Y 360.073	2376683.4				3817.95	0.16%
Ag 328.068†	222.0	0.0009 mg/L	0.00005	0.0009 mg/L	0.00005	5.79%
Al 237.313†	32153.3	3.685 mg/L	0.0086	3.685 mg/L	0.0086	0.23%

As 188.979†	2.7	0.0023 mg/L	0.00273	0.0023 mg/L	0.00273	117.05%
B 182.528†	34.0	0.0291 mg/L	0.00189	0.0291 mg/L	0.00189	6.50%
Ba 233.527†	2894.8	0.0142 mg/L	0.00001	0.0142 mg/L	0.00001	0.09%
Be 313.107†	918.6	0.0000 mg/L	0.00000	0.0000 mg/L	0.00000	246.63%
Ca 315.886†	132801.1	0.9026 mg/L	0.00154	0.9026 mg/L	0.00154	0.17%
Cd 228.802†	-14.5	-0.0013 mg/L	0.00003	-0.0013 mg/L	0.00003	2.04%
Co 228.616†	156.6	-0.0007 mg/L	0.00012	-0.0007 mg/L	0.00012	16.46%
Cr 267.716†	790.2	0.0037 mg/L	0.00002	0.0037 mg/L	0.00002	0.43%
Cu 324.752†	3793.8	0.0158 mg/L	0.00024	0.0158 mg/L	0.00024	1.50%
Fe 238.204†	572366.0	4.190 mg/L	0.0066	4.190 mg/L	0.0066	0.16%
Fe 234.349†	168253.0	4.176 mg/L	0.0058	4.176 mg/L	0.0058	0.14%
Mg 279.077†	10487.3	0.5227 mg/L	0.00035	0.5227 mg/L	0.00035	0.07%
Mn 257.610†	78757.6	0.0761 mg/L	0.00016	0.0761 mg/L	0.00016	0.21%
Mo 202.031†	9.9	-0.0002 mg/L	0.00060	-0.0002 mg/L	0.00060	258.75%
Na 330.237†	650.3	1.326 mg/L	0.0031	1.326 mg/L	0.0031	0.23%
Ni 231.604†	226.2	0.0020 mg/L	0.00014	0.0020 mg/L	0.00014	7.07%
Pb 220.353†	88.7	0.0087 mg/L	0.00091	0.0087 mg/L	0.00091	10.49%
Sb 206.836†	-9.8	-0.0032 mg/L	0.00117	-0.0032 mg/L	0.00117	36.96%
Se 196.026†	7.3	0.0109 mg/L	0.00576	0.0109 mg/L	0.00576	52.93%
Sn 189.927†	5.2	-0.0020 mg/L	0.00046	-0.0020 mg/L	0.00046	23.76%
Ti 337.279†	148159.7	0.2190 mg/L	0.00057	0.2190 mg/L	0.00057	0.26%
Tl 190.801†	12.6	0.0093 mg/L	0.00088	0.0093 mg/L	0.00088	9.49%
V 292.402†	681.8	0.0017 mg/L	0.00024	0.0017 mg/L	0.00024	13.59%
Zn 213.857†	1695.3	0.0181 mg/L	0.00020	0.0181 mg/L	0.00020	1.09%

Dilution Check: BG61341-SD1

Analyte	Expected Conc.	Measured Conc.	Std. Dev.	Units	Difference (%)
Y 360.073			0.000	mg/L	Not calculated
Ag 328.068	0.0003	0.0009	0.000	mg/L	242.6
Al 237.313	3.503	3.685	0.009	mg/L	5.2
As 188.979	0.0025	0.0023	0.003	mg/L	7.1
B 182.528	0.0034	0.0291	0.002	mg/L	766.0
Ba 233.527	0.0149	0.0142	0.000	mg/L	4.9
Be 313.107	0.0001	0.0000	0.000	mg/L	101.4
Ca 315.886	0.8846	0.9026	0.002	mg/L	2.0
Cd 228.802	-0.0002	-0.0013	0.000	mg/L	-521.2
Co 228.616	0.0009	-0.0007	0.000	mg/L	176.7
Cr 267.716	0.0060	0.0037	0.000	mg/L	38.5
Cu 324.752	0.0092	0.0158	0.000	mg/L	71.2
Fe 238.204	3.968	4.190	0.007	mg/L	5.6
Fe 234.349	4.002	4.176	0.006	mg/L	4.3
Mg 279.077	0.5044	0.5227	0.000	mg/L	3.6
Mn 257.610	0.0703	0.0761	0.000	mg/L	8.3
Mo 202.031	0.0006	-0.0002	0.001	mg/L	139.6
Na 330.237	1.075	1.326	0.003	mg/L	23.4
Ni 231.604	0.0033	0.0020	0.000	mg/L	37.7
Pb 220.353	0.0083	0.0087	0.001	mg/L	4.4
Sb 206.836	-0.0006	-0.0032	0.001	mg/L	-463.1
Se 196.026	0.0019	0.0109	0.006	mg/L	469.9
Sn 189.927	0.0039	-0.0020	0.000	mg/L	149.7
Ti 337.279	0.2139	0.2190	0.001	mg/L	2.4
Tl 190.801	0.0009	0.0093	0.001	mg/L	920.7
V 292.402	0.0025	0.0017	0.000	mg/L	29.2
Zn 213.857	0.0150	0.0181	0.000	mg/L	20.6

Sequence No.: 71
 Sample ID: BG61341-PDS1
 Analyst:
 Initial Sample Wt:
 Dilution:

Autosampler Location: 67
 Date Collected: 7/14/2006 2:56:44 PM
 Data Type: Original
 Initial Sample Vol:
 Sample Prep Vol:

Replicate Data: BG61341-PDS1

Repl#	Analyte	Net Intensity	Corrected Intensity	Calib. Conc. Units	Sample Conc. Units	Analysis Time
1	Y 360.073	2396392.5	2396392.5			14:58:17
1	Ag 328.068†	82196.2	78944.5	0.2516 mg/L	0.2516 mg/L	14:58:23
1	Al 237.313†	183924.2	176042.0	20.18 mg/L	20.18 mg/L	14:58:23

1	As 188.979†	369.5	360.0	0.5073 mg/L	0.5073 mg/L	14:58:43
1	B 182.528†	558.3	569.3	0.4955 mg/L	0.4955 mg/L	14:58:43
1	Ba 233.527†	110813.3	106072.3	0.5712 mg/L	0.5712 mg/L	14:58:23
1	Be 313.107†	294962.4	279722.9	0.0517 mg/L	0.0517 mg/L	14:58:17
1	Ca 315.886†	1426128.0	1358998.4	9.479 mg/L	9.479 mg/L	14:58:17
1	Cd 228.802†	23542.9	21840.5	0.2449 mg/L	0.2449 mg/L	14:58:23
1	Co 228.616†	38627.5	37171.1	0.5074 mg/L	0.5074 mg/L	14:58:23
1	Cr 267.716†	82365.7	77137.8	0.5429 mg/L	0.5429 mg/L	14:58:23
1	Cu 324.752†	150882.7	140768.4	0.5346 mg/L	0.5346 mg/L	14:58:23
1	Fe 238.204†	3157968.7	3018894.2	22.15 mg/L	22.15 mg/L	14:58:17
1	Fe 234.349†	943576.9	901468.5	22.40 mg/L	22.40 mg/L	14:58:17
1	Mg 279.077†	151032.3	145464.8	7.435 mg/L	7.435 mg/L	14:58:23
1	Mn 257.610†	890942.0	850527.5	0.8570 mg/L	0.8570 mg/L	14:58:17
1	Mo 202.031†	6360.4	6008.8	0.5083 mg/L	0.5083 mg/L	14:58:43
1	Na 330.237†	27710.8	24325.3	29.42 mg/L	29.42 mg/L	14:58:23
1	Ni 231.604†	29412.0	28239.1	0.5236 mg/L	0.5236 mg/L	14:58:23
1	Pb 220.353†	4947.9	4820.0	0.5339 mg/L	0.5339 mg/L	14:58:43
1	Sb 206.836†	2133.4	1919.0	0.4753 mg/L	0.4753 mg/L	14:58:43
1	Se 196.026†	680.9	656.5	0.9720 mg/L	0.9720 mg/L	14:58:43
1	Sn 189.927†	1745.4	1598.8	0.5386 mg/L	0.5386 mg/L	14:58:43
1	Ti 337.279†	1110986.7	1062135.1	1.579 mg/L	1.579 mg/L	14:58:17
1	Tl 190.801†	614.2	609.8	0.4806 mg/L	0.4806 mg/L	14:58:43
1	V 292.402†	128705.9	121442.5	0.5209 mg/L	0.5209 mg/L	14:58:23
1	Zn 213.857†	52199.2	48647.7	0.5697 mg/L	0.5697 mg/L	14:58:23
2	Y 360.073	2420794.5	2420794.5			14:58:50
2	Ag 328.068†	81836.9	77811.6	0.2479 mg/L	0.2479 mg/L	14:58:56
2	Al 237.313†	183111.7	173498.9	19.89 mg/L	19.89 mg/L	14:58:56
2	As 188.979†	378.0	364.4	0.5134 mg/L	0.5134 mg/L	14:59:16
2	B 182.528†	570.7	575.7	0.5010 mg/L	0.5010 mg/L	14:59:16
2	Ba 233.527†	110682.3	104879.7	0.5648 mg/L	0.5648 mg/L	14:58:56
2	Be 313.107†	295411.1	277303.4	0.0513 mg/L	0.0513 mg/L	14:58:50
2	Ca 315.886†	1426085.8	1345205.9	9.383 mg/L	9.383 mg/L	14:58:50
2	Cd 228.802†	23529.6	21600.9	0.2422 mg/L	0.2422 mg/L	14:58:56
2	Co 228.616†	38638.4	36808.9	0.5025 mg/L	0.5025 mg/L	14:58:56
2	Cr 267.716†	82164.1	76152.6	0.5359 mg/L	0.5359 mg/L	14:58:56
2	Cu 324.752†	149889.1	138372.4	0.5255 mg/L	0.5255 mg/L	14:58:56
2	Fe 238.204†	3158415.7	2988864.4	21.93 mg/L	21.93 mg/L	14:58:50
2	Fe 234.349†	943543.8	892338.1	22.18 mg/L	22.18 mg/L	14:58:50
2	Mg 279.077†	150765.1	143755.2	7.347 mg/L	7.347 mg/L	14:58:56
2	Mn 257.610†	891586.4	842546.2	0.8490 mg/L	0.8490 mg/L	14:58:50
2	Mo 202.031†	6401.3	5986.2	0.5064 mg/L	0.5064 mg/L	14:59:16
2	Na 330.237†	27514.1	23871.8	28.88 mg/L	28.88 mg/L	14:58:56
2	Ni 231.604†	29351.9	27898.5	0.5173 mg/L	0.5173 mg/L	14:58:56
2	Pb 220.353†	4989.2	4811.4	0.5329 mg/L	0.5329 mg/L	14:59:16
2	Sb 206.836†	2146.0	1910.4	0.4732 mg/L	0.4732 mg/L	14:59:16
2	Se 196.026†	690.4	658.9	0.9756 mg/L	0.9756 mg/L	14:59:16
2	Sn 189.927†	1750.6	1586.8	0.5345 mg/L	0.5345 mg/L	14:59:16
2	Ti 337.279†	1111635.6	1052036.1	1.564 mg/L	1.564 mg/L	14:58:50
2	Tl 190.801†	625.6	614.6	0.4843 mg/L	0.4843 mg/L	14:59:16
2	V 292.402†	128343.5	119858.2	0.5141 mg/L	0.5141 mg/L	14:58:56
2	Zn 213.857†	52055.7	48008.4	0.5622 mg/L	0.5622 mg/L	14:58:56

Mean Data: BG61341-PDS1

Analyte	Mean Corrected Intensity	Calib Conc. Units	Std.Dev.	Sample Conc. Units	Std.Dev.	RSD
Y 360.073	2408593.5				17254.86	0.72%
Ag 328.068†	78378.1	0.2497 mg/L	0.00255	0.2497 mg/L	0.00255	1.02%
Al 237.313†	174770.5	20.03 mg/L	0.207	20.03 mg/L	0.207	1.03%
As 188.979†	362.2	0.5103 mg/L	0.00432	0.5103 mg/L	0.00432	0.85%
B 182.528†	572.5	0.4983 mg/L	0.00392	0.4983 mg/L	0.00392	0.79%
Ba 233.527†	105476.0	0.5680 mg/L	0.00455	0.5680 mg/L	0.00455	0.80%
Be 313.107†	278513.1	0.0515 mg/L	0.00032	0.0515 mg/L	0.00032	0.62%
Ca 315.886†	1352102.1	9.431 mg/L	0.0682	9.431 mg/L	0.0682	0.72%
Cd 228.802†	21720.7	0.2435 mg/L	0.00193	0.2435 mg/L	0.00193	0.79%
Co 228.616†	36990.0	0.5050 mg/L	0.00351	0.5050 mg/L	0.00351	0.70%
Cr 267.716†	76645.2	0.5394 mg/L	0.00492	0.5394 mg/L	0.00492	0.91%
Cu 324.752†	139570.4	0.5300 mg/L	0.00641	0.5300 mg/L	0.00641	1.21%
Fe 238.204†	3003879.3	22.04 mg/L	0.156	22.04 mg/L	0.156	0.71%
Fe 234.349†	896903.3	22.29 mg/L	0.160	22.29 mg/L	0.160	0.72%
Mg 279.077†	144610.0	7.391 mg/L	0.0619	7.391 mg/L	0.0619	0.84%

Mn 257.610†	846536.8	0.8530 mg/L	0.00571	0.8530 mg/L	0.00571	0.67%
Mo 202.031†	5997.5	0.5073 mg/L	0.00137	0.5073 mg/L	0.00137	0.27%
Na 330.237†	24098.6	29.15 mg/L	0.380	29.15 mg/L	0.380	1.30%
Ni 231.604†	28068.8	0.5205 mg/L	0.00448	0.5205 mg/L	0.00448	0.86%
Pb 220.353†	4815.7	0.5334 mg/L	0.00069	0.5334 mg/L	0.00069	0.13%
Sb 206.836†	1914.7	0.4742 mg/L	0.00147	0.4742 mg/L	0.00147	0.31%
Se 196.026†	657.7	0.9738 mg/L	0.00255	0.9738 mg/L	0.00255	0.26%
Sn 189.927†	1592.8	0.5365 mg/L	0.00288	0.5365 mg/L	0.00288	0.54%
Ti 337.279†	1057085.6	1.572 mg/L	0.0106	1.572 mg/L	0.0106	0.68%
Tl 190.801†	612.2	0.4825 mg/L	0.00261	0.4825 mg/L	0.00261	0.54%
V 292.402†	120650.3	0.5175 mg/L	0.00482	0.5175 mg/L	0.00482	0.93%
Zn 213.857†	48328.0	0.5660 mg/L	0.00531	0.5660 mg/L	0.00531	0.94%

Matrix Recovery Check: BG61341-PDS1

Analyte	Expected Conc.	Measured Conc.	Std. Dev.	Units	Recovery (%)
Ag 328.068	0.2513	0.2497	0.003	mg/L	99.4
Al 237.313	20.02	20.03	0.207	mg/L	100.6
As 188.979	0.5125	0.5103	0.004	mg/L	99.6
B 182.528	0.5168	0.4983	0.004	mg/L	96.3
Ba 233.527	0.5745	0.5680	0.005	mg/L	98.7
Be 313.107	0.0506	0.0515	0.000	mg/L	101.7
Ca 315.886	9.423	9.431	0.068	mg/L	100.2
Cd 228.802	0.2489	0.2435	0.002	mg/L	97.8
Co 228.616	0.5047	0.5050	0.004	mg/L	100.1
Cr 267.716	0.5298	0.5394	0.005	mg/L	101.9
Cu 324.752	0.5461	0.5300	0.006	mg/L	96.8
Fe 238.204	22.34	22.04	0.156	mg/L	87.9
Fe 234.349	22.51	22.29	0.160	mg/L	91.2
Mg 279.077	7.522	7.391	0.062	mg/L	97.4
Mn 257.610	0.8514	0.8530	0.006	mg/L	100.3
Mo 202.031	0.5029	0.5073	0.001	mg/L	100.9
Na 330.237	30.37	29.15	0.380	mg/L	95.1
Ni 231.604	0.5164	0.5205	0.004	mg/L	100.8
Pb 220.353	0.5415	0.5334	0.001	mg/L	98.4
Sb 206.836	0.4972	0.4742	0.001	mg/L	95.4
Se 196.026	1.010	0.9738	0.003	mg/L	96.4
Sn 189.927	0.5197	0.5365	0.003	mg/L	103.4
Ti 337.279	1.569	1.572	0.011	mg/L	100.5
Tl 190.801	0.5046	0.4825	0.003	mg/L	95.6
V 292.402	0.5123	0.5175	0.005	mg/L	101.0
Zn 213.857	0.5749	0.5660	0.005	mg/L	98.2

Sequence No.: 72
Sample ID: 0607164-21
Analyst:
Initial Sample Wt:
Dilution:

Autosampler Location: 68
Date Collected: 7/14/2006 3:00:52 PM
Data Type: Original
Initial Sample Vol:
Sample Prep Vol:

Replicate Data: 0607164-21

Repl#	Analyte	Net Intensity	Corrected Intensity	Calib. Conc. Units	Sample Conc. Units	Analysis Time
1	Y 360.073	2397798.4	2397798.4			15:02:42
1	Ag 328.068†	463407.1	443371.2	1.411 mg/L	1.411 mg/L	15:02:42
1	Al 237.313†	665650.2	636513.3	71.90 mg/L	71.90 mg/L	15:02:42
1	As 188.979†	18.0	23.7	0.0472 mg/L	0.0472 mg/L	15:03:03
1	B 182.528†	384.6	402.9	0.3505 mg/L	0.3505 mg/L	15:03:03
1	Ba 233.527†	143436.2	137200.6	0.7397 mg/L	0.7397 mg/L	15:02:42
1	Be 313.107†	25157.0	21598.6	0.0045 mg/L	0.0045 mg/L	15:02:42
1	Ca 315.886†	19398874.8	18541800.0	129.7 mg/L	129.7 mg/L	15:02:33
1	Cd 228.802†	1657.6	903.0	0.0033 mg/L	0.0033 mg/L	15:03:03
1	Co 228.616†	5108.5	5102.2	0.0615 mg/L	0.0615 mg/L	15:03:03
1	Cr 267.716†	99909.0	93864.6	0.6709 mg/L	0.6709 mg/L	15:02:42
1	Cu 324.752†	1744257.6	1664096.9	6.299 mg/L	6.299 mg/L	15:02:42
1	Fe 238.204†	28195018.3	26954848.6	197.9 mg/L	197.9 mg/L	15:02:33
1	Fe 234.349†	9873436.6	9438707.7	234.7 mg/L	234.7 mg/L	15:02:33
1	Mg 279.077†	292771.9	280896.1	13.97 mg/L	13.97 mg/L	15:02:42
1	Mn 257.610†	2354123.1	2248963.6	2.278 mg/L	2.278 mg/L	15:02:42

1	Mo 202.031†	74.3	-4.8	0.0147 mg/L	0.0147 mg/L	15:03:03
1	Na 330.237†	15797.6	12919.7	16.55 mg/L	16.55 mg/L	15:02:42
1	Ni 231.604†	51874.5	49698.8	0.9238 mg/L	0.9238 mg/L	15:02:42
1	Pb 220.353†	244677.7	234021.0	25.81 mg/L	25.81 mg/L	15:02:42
1	Sb 206.836†	1296.1	1117.3	0.2725 mg/L	0.2725 mg/L	15:03:03
1	Se 196.026†	-7.8	-2.4	-0.0035 mg/L	-0.0035 mg/L	15:03:03
1	Sn 189.927†	4672.1	4396.0	1.485 mg/L	1.485 mg/L	15:03:03
1	Ti 337.279†	2012379.8	1923326.8	2.861 mg/L	2.861 mg/L	15:02:42
1	Tl 190.801†	-84.7	-58.8	-0.0094 mg/L	-0.0094 mg/L	15:03:03
1	V 292.402†	32276.4	29174.8	0.1262 mg/L	0.1262 mg/L	15:02:42
1	Zn 213.857†	368448.4	350981.7	4.134 mg/L	4.134 mg/L	15:02:42
2	Y 360.073	2418994.0	2418994.0			15:03:26
2	Ag 328.068†	467493.5	443361.7	1.411 mg/L	1.411 mg/L	15:03:26
2	Al 237.313†	669355.4	634448.3	71.67 mg/L	71.67 mg/L	15:03:26
2	As 188.979†	22.8	28.1	0.0533 mg/L	0.0533 mg/L	15:03:47
2	B 182.528†	374.9	390.5	0.3397 mg/L	0.3397 mg/L	15:03:47
2	Ba 233.527†	144319.3	136835.9	0.7377 mg/L	0.7377 mg/L	15:03:26
2	Be 313.107†	25442.0	21658.0	0.0045 mg/L	0.0045 mg/L	15:03:26
2	Ca 315.886†	19498551.1	18473752.2	129.2 mg/L	129.2 mg/L	15:03:17
2	Cd 228.802†	1683.1	913.2	0.0035 mg/L	0.0035 mg/L	15:03:47
2	Co 228.616†	5125.1	5075.1	0.0612 mg/L	0.0612 mg/L	15:03:47
2	Cr 267.716†	100175.3	93280.0	0.6667 mg/L	0.6667 mg/L	15:03:26
2	Cu 324.752†	1752113.8	1656930.0	6.272 mg/L	6.272 mg/L	15:03:26
2	Fe 238.204†	28318185.3	26835374.4	197.0 mg/L	197.0 mg/L	15:03:17
2	Fe 234.349†	9920244.8	9400354.7	233.7 mg/L	233.7 mg/L	15:03:17
2	Mg 279.077†	294136.2	279736.4	13.91 mg/L	13.91 mg/L	15:03:26
2	Mn 257.610†	2365209.5	2239749.0	2.269 mg/L	2.269 mg/L	15:03:26
2	Mo 202.031†	48.2	-30.2	0.0125 mg/L	0.0125 mg/L	15:03:47
2	Na 330.237†	15820.7	12809.2	16.42 mg/L	16.42 mg/L	15:03:26
2	Ni 231.604†	52170.7	49544.9	0.9209 mg/L	0.9209 mg/L	15:03:26
2	Pb 220.353†	245973.0	233198.8	25.72 mg/L	25.72 mg/L	15:03:26
2	Sb 206.836†	1291.2	1101.7	0.2687 mg/L	0.2687 mg/L	15:03:47
2	Se 196.026†	-10.6	-5.0	-0.0072 mg/L	-0.0072 mg/L	15:03:47
2	Sn 189.927†	4658.5	4344.0	1.467 mg/L	1.467 mg/L	15:03:47
2	Ti 337.279†	2022758.6	1916304.4	2.850 mg/L	2.850 mg/L	15:03:26
2	Tl 190.801†	-74.3	-48.2	-0.0013 mg/L	-0.0013 mg/L	15:03:47
2	V 292.402†	32449.9	29068.8	0.1257 mg/L	0.1257 mg/L	15:03:26
2	Zn 213.857†	370751.6	350077.8	4.123 mg/L	4.123 mg/L	15:03:26

Mean Data: 0607164-21

Analyte	Mean Corrected Intensity	Calib Conc. Units	Std.Dev.	Sample Conc. Units	Std.Dev.	RSD
Y 360.073	2408396.2				14987.53	0.62%
Ag 328.068†	443366.5	1.411 mg/L	0.0000	1.411 mg/L	0.0000	0.00%
Al 237.313†	635480.8	71.79 mg/L	0.164	71.79 mg/L	0.164	0.23%
As 188.979†	25.9	0.0502 mg/L	0.00429	0.0502 mg/L	0.00429	8.54%
B 182.528†	396.7	0.3451 mg/L	0.00764	0.3451 mg/L	0.00764	2.21%
Ba 233.527†	137018.3	0.7387 mg/L	0.00139	0.7387 mg/L	0.00139	0.19%
Be 313.107†	21628.3	0.0045 mg/L	0.00001	0.0045 mg/L	0.00001	0.13%
Ca 315.886†	18507776.1	129.4 mg/L	0.34	129.4 mg/L	0.34	0.26%
Cd 228.802†	908.1	0.0034 mg/L	0.00009	0.0034 mg/L	0.00009	2.53%
Co 228.616†	5088.7	0.0614 mg/L	0.00025	0.0614 mg/L	0.00025	0.40%
Cr 267.716†	93572.3	0.6688 mg/L	0.00295	0.6688 mg/L	0.00295	0.44%
Cu 324.752†	1660513.5	6.285 mg/L	0.0192	6.285 mg/L	0.0192	0.31%
Fe 238.204†	26895111.5	197.4 mg/L	0.62	197.4 mg/L	0.62	0.31%
Fe 234.349†	9419531.2	234.2 mg/L	0.67	234.2 mg/L	0.67	0.29%
Mg 279.077†	280316.2	13.94 mg/L	0.041	13.94 mg/L	0.041	0.29%
Mn 257.610†	2244356.3	2.274 mg/L	0.0066	2.274 mg/L	0.0066	0.29%
Mo 202.031†	-17.5	0.0136 mg/L	0.00156	0.0136 mg/L	0.00156	11.44%
Na 330.237†	12864.4	16.48 mg/L	0.095	16.48 mg/L	0.095	0.58%
Ni 231.604†	49621.9	0.9224 mg/L	0.00203	0.9224 mg/L	0.00203	0.22%
Pb 220.353†	233609.9	25.76 mg/L	0.064	25.76 mg/L	0.064	0.25%
Sb 206.836†	1109.5	0.2706 mg/L	0.00272	0.2706 mg/L	0.00272	1.01%
Se 196.026†	-3.7	-0.0053 mg/L	0.00265	-0.0053 mg/L	0.00265	49.67%
Sn 189.927†	4370.0	1.476 mg/L	0.0124	1.476 mg/L	0.0124	0.84%
Ti 337.279†	1919815.6	2.856 mg/L	0.0074	2.856 mg/L	0.0074	0.26%
Tl 190.801†	-53.5	-0.0054 mg/L	0.00576	-0.0054 mg/L	0.00576	107.44%
V 292.402†	29121.8	0.1260 mg/L	0.00034	0.1260 mg/L	0.00034	0.27%
Zn 213.857†	350529.8	4.129 mg/L	0.0075	4.129 mg/L	0.0075	0.18%

Sequence No.: 73
Sample ID: CCV
Analyst:
Initial Sample Wt:
Dilution:

Autosampler Location: 3
Date Collected: 7/14/2006 3:05:23 PM
Data Type: Original
Initial Sample Vol:
Sample Prep Vol:

Replicate Data: CCV

Repl#	Analyte	Net Intensity	Corrected Intensity	Calib. Conc. Units	Sample Conc. Units	Analysis Time
1	Y 360.073	2360909.8	2360909.8			15:06:57
1	Ag 328.068†	80016.8	78010.1	0.2486 mg/L	0.2486 mg/L	15:07:03
1	Al 237.313†	22209.1	21656.1	2.481 mg/L	2.481 mg/L	15:07:03
1	As 188.979†	377.1	372.7	0.5185 mg/L	0.5185 mg/L	15:07:23
1	B 182.528†	600.7	618.5	0.5384 mg/L	0.5384 mg/L	15:07:23
1	Ba 233.527†	95048.8	92357.7	0.4971 mg/L	0.4971 mg/L	15:07:03
1	Be 313.107†	284732.4	274030.1	0.0506 mg/L	0.0506 mg/L	15:06:57
1	Cs 315.886†	756005.1	728792.9	5.071 mg/L	5.071 mg/L	15:06:57
1	Cd 228.802†	23133.2	21781.2	0.2448 mg/L	0.2448 mg/L	15:07:03
1	Co 228.616†	37396.0	36530.7	0.5008 mg/L	0.5008 mg/L	15:07:03
1	Cr 267.716†	75226.0	71389.2	0.5014 mg/L	0.5014 mg/L	15:07:03
1	Cu 324.752†	143093.0	135373.7	0.5137 mg/L	0.5137 mg/L	15:07:03
1	Fe 238.204†	362739.1	350044.7	2.558 mg/L	2.558 mg/L	15:06:57
1	Fe 234.349†	105312.7	101054.7	2.501 mg/L	2.501 mg/L	15:07:03
1	Mg 279.077†	99158.2	97264.9	4.994 mg/L	4.994 mg/L	15:07:03
1	Mn 257.610†	523724.0	506757.3	0.5088 mg/L	0.5088 mg/L	15:06:57
1	Mo 202.031†	6279.0	6021.2	0.5079 mg/L	0.5079 mg/L	15:07:23
1	Na 330.237†	22317.1	19486.3	23.60 mg/L	23.60 mg/L	15:07:03
1	Ni 231.604†	27716.5	27015.6	0.5009 mg/L	0.5009 mg/L	15:07:03
1	Pb 220.353†	4794.4	4742.1	0.5238 mg/L	0.5238 mg/L	15:07:23
1	Sb 206.836†	2191.7	2006.3	0.4978 mg/L	0.4978 mg/L	15:07:23
1	Se 196.026†	699.2	684.0	1.013 mg/L	1.013 mg/L	15:07:23
1	Sn 189.927†	1645.4	1526.7	0.5118 mg/L	0.5118 mg/L	15:07:23
1	Ti 337.279†	357364.7	346318.5	0.5139 mg/L	0.5139 mg/L	15:06:57
1	Tl 190.801†	649.8	653.2	0.5067 mg/L	0.5067 mg/L	15:07:23
1	V 292.402†	122395.3	117165.2	0.5033 mg/L	0.5033 mg/L	15:07:03
1	Zn 213.857†	45691.9	43079.4	0.5033 mg/L	0.5033 mg/L	15:07:03
2	Y 360.073	2344774.7	2344774.7			15:07:30
2	Ag 328.068†	81427.5	79924.0	0.2547 mg/L	0.2547 mg/L	15:07:36
2	Al 237.313†	22498.5	22087.5	2.531 mg/L	2.531 mg/L	15:07:36
2	As 188.979†	380.1	378.1	0.5261 mg/L	0.5261 mg/L	15:07:56
2	B 182.528†	596.5	618.3	0.5382 mg/L	0.5382 mg/L	15:07:56
2	Ba 233.527†	96659.8	94568.0	0.5091 mg/L	0.5091 mg/L	15:07:36
2	Be 313.107†	283365.9	274596.6	0.0507 mg/L	0.0507 mg/L	15:07:30
2	Ca 315.886†	751726.9	729661.6	5.078 mg/L	5.078 mg/L	15:07:30
2	Cd 228.802†	23471.8	22266.8	0.2503 mg/L	0.2503 mg/L	15:07:36
2	Co 228.616†	37851.8	37226.2	0.5104 mg/L	0.5104 mg/L	15:07:36
2	Cr 267.716†	76220.2	72863.8	0.5118 mg/L	0.5118 mg/L	15:07:36
2	Cu 324.752†	145552.9	138734.9	0.5265 mg/L	0.5265 mg/L	15:07:36
2	Fe 238.204†	359719.6	349516.3	2.555 mg/L	2.555 mg/L	15:07:30
2	Fe 234.349†	106537.8	102956.2	2.548 mg/L	2.548 mg/L	15:07:36
2	Mg 279.077†	100439.9	99180.6	5.092 mg/L	5.092 mg/L	15:07:36
2	Mn 257.610†	520774.1	507372.6	0.5094 mg/L	0.5094 mg/L	15:07:30
2	Mo 202.031†	6282.7	6066.7	0.5118 mg/L	0.5118 mg/L	15:07:56
2	Na 330.237†	22709.0	20018.6	24.23 mg/L	24.23 mg/L	15:07:36
2	Ni 231.604†	28184.7	27658.6	0.5128 mg/L	0.5128 mg/L	15:07:36
2	Pb 220.353†	4750.0	4730.7	0.5225 mg/L	0.5225 mg/L	15:07:56
2	Sb 206.836†	2206.8	2035.7	0.5050 mg/L	0.5050 mg/L	15:07:56
2	Se 196.026†	699.4	688.9	1.020 mg/L	1.020 mg/L	15:07:56
2	Sn 189.927†	1651.4	1543.6	0.5175 mg/L	0.5175 mg/L	15:07:56
2	Ti 337.279†	354227.9	345639.5	0.5129 mg/L	0.5129 mg/L	15:07:30
2	Tl 190.801†	655.3	663.0	0.5141 mg/L	0.5141 mg/L	15:07:56
2	V 292.402†	124522.4	120062.8	0.5157 mg/L	0.5157 mg/L	15:07:36
2	Zn 213.857†	46218.6	43899.6	0.5129 mg/L	0.5129 mg/L	15:07:36

Mean Data: CCV

Analyte	Mean Corrected Intensity	Calib Conc. Units	Std.Dev.	Sample Conc. Units	Std.Dev.	RSD
Y 360.073	2352842.2				11409.23	0.48%

Ag 328.068†	78967.1	0.2516 mg/L	0.00431	0.2516 mg/L	0.00431	1.71%
QC value within limits for Ag 328.068 Recovery = 100.65%						
Al 237.313†	21871.8	2.506 mg/L	0.0350	2.506 mg/L	0.0350	1.40%
QC value within limits for Al 237.313 Recovery = 100.23%						
As 188.979†	375.4	0.5223 mg/L	0.00535	0.5223 mg/L	0.00535	1.02%
QC value within limits for As 188.979 Recovery = 104.46%						
B 182.528†	618.4	0.5383 mg/L	0.00011	0.5383 mg/L	0.00011	0.02%
QC value within limits for B 182.528 Recovery = 107.66%						
Ba 233.527†	93462.8	0.5031 mg/L	0.00844	0.5031 mg/L	0.00844	1.68%
QC value within limits for Ba 233.527 Recovery = 100.62%						
Be 313.107†	274313.4	0.0507 mg/L	0.00007	0.0507 mg/L	0.00007	0.15%
QC value within limits for Be 313.107 Recovery = 101.38%						
Ca 315.886†	729227.2	5.074 mg/L	0.0043	5.074 mg/L	0.0043	0.08%
QC value within limits for Ca 315.886 Recovery = 101.49%						
Cd 228.802†	22024.0	0.2476 mg/L	0.00389	0.2476 mg/L	0.00389	1.57%
QC value within limits for Cd 228.802 Recovery = 99.03%						
Co 228.616†	36878.4	0.5056 mg/L	0.00679	0.5056 mg/L	0.00679	1.34%
QC value within limits for Co 228.616 Recovery = 101.12%						
Cr 267.716†	72126.5	0.5066 mg/L	0.00736	0.5066 mg/L	0.00736	1.45%
QC value within limits for Cr 267.716 Recovery = 101.32%						
Cu 324.752†	137054.3	0.5201 mg/L	0.00899	0.5201 mg/L	0.00899	1.73%
QC value within limits for Cu 324.752 Recovery = 104.02%						
Fe 238.204†	349780.5	2.556 mg/L	0.0027	2.556 mg/L	0.0027	0.11%
QC value within limits for Fe 238.204 Recovery = 102.26%						
Fe 234.349†	102005.4	2.524 mg/L	0.0334	2.524 mg/L	0.0334	1.32%
QC value within limits for Fe 234.349 Recovery = 100.96%						
Mg 279.077†	98222.7	5.043 mg/L	0.0696	5.043 mg/L	0.0696	1.38%
QC value within limits for Mg 279.077 Recovery = 100.86%						
Mn 257.610†	507064.9	0.5091 mg/L	0.00044	0.5091 mg/L	0.00044	0.09%
QC value within limits for Mn 257.610 Recovery = 101.82%						
Mo 202.031†	6044.0	0.5099 mg/L	0.00273	0.5099 mg/L	0.00273	0.53%
QC value within limits for Mo 202.031 Recovery = 101.97%						
Na 330.237†	19752.4	23.91 mg/L	0.445	23.91 mg/L	0.445	1.86%
QC value within limits for Na 330.237 Recovery = 95.65%						
Ni 231.604†	27337.1	0.5068 mg/L	0.00847	0.5068 mg/L	0.00847	1.67%
QC value within limits for Ni 231.604 Recovery = 101.37%						
Pb 220.353†	4736.4	0.5231 mg/L	0.00088	0.5231 mg/L	0.00088	0.17%
QC value within limits for Pb 220.353 Recovery = 104.63%						
Sb 206.836†	2021.0	0.5014 mg/L	0.00514	0.5014 mg/L	0.00514	1.03%
QC value within limits for Sb 206.836 Recovery = 100.28%						
Se 196.026†	686.5	1.016 mg/L	0.0051	1.016 mg/L	0.0051	0.50%
QC value within limits for Se 196.026 Recovery = 101.64%						
Sn 189.927†	1535.2	0.5147 mg/L	0.00402	0.5147 mg/L	0.00402	0.78%
QC value within limits for Sn 189.927 Recovery = 102.93%						
Ti 337.279†	345979.0	0.5134 mg/L	0.00071	0.5134 mg/L	0.00071	0.14%
QC value within limits for Ti 337.279 Recovery = 102.68%						
Tl 190.801†	658.1	0.5104 mg/L	0.00523	0.5104 mg/L	0.00523	1.03%
QC value within limits for Tl 190.801 Recovery = 102.08%						
V 292.402†	118614.0	0.5095 mg/L	0.00882	0.5095 mg/L	0.00882	1.73%
QC value within limits for V 292.402 Recovery = 101.90%						
Zn 213.857†	43489.5	0.5081 mg/L	0.00679	0.5081 mg/L	0.00679	1.34%
QC value within limits for Zn 213.857 Recovery = 101.61%						

All analyte(s) passed QC.

Sequence No.: 74
 Sample ID: ICCB
 Analyst:
 Initial Sample Wt:
 Dilution:

Autosampler Location: 1
 Date Collected: 7/14/2006 3:09:33 PM
 Data Type: Original
 Initial Sample Vol:
 Sample Prep Vol:

Replicate Data: ICCB

Repl#	Analyte	Net Intensity	Corrected Intensity	Calib. Conc. Units	Sample Conc. Units	Analysis Time
1	Y 360.073	2362405.5	2362405.5			15:11:04
1	Ag 328.068†	-191.1	125.8	0.0006 mg/L	0.0006 mg/L	15:11:10
1	Al 237.313†	-91.4	1.7	0.0000 mg/L	0.0000 mg/L	15:11:30
1	As 188.979†	-1.7	4.8	0.0039 mg/L	0.0039 mg/L	15:11:30
1	B 182.528†	-0.8	34.4	0.0294 mg/L	0.0294 mg/L	15:11:30
1	Ba 233.527†	-45.4	18.4	-0.0014 mg/L	-0.0014 mg/L	15:11:30

1	Be	313.107†	2554.4	25.0	-0.0002 mg/L	-0.0002 mg/L	15:11:04
1	Ca	315.886†	5530.2	55.2	-0.0259 mg/L	-0.0259 mg/L	15:11:10
1	Cd	228.802†	680.3	-21.7	-0.0013 mg/L	-0.0013 mg/L	15:11:30
1	Co	228.616†	-222.5	2.1	-0.0024 mg/L	-0.0024 mg/L	15:11:30
1	Cr	267.716†	1645.0	-61.3	-0.0025 mg/L	-0.0025 mg/L	15:11:10
1	Cu	324.752†	7945.2	4136.1	0.0170 mg/L	0.0170 mg/L	15:11:10
1	Fe	238.204†	3235.5	953.5	-0.0050 mg/L	-0.0050 mg/L	15:11:10
1	Fe	234.349†	1475.6	224.8	-0.0020 mg/L	-0.0020 mg/L	15:11:30
1	Mg	279.077†	-992.2	16.3	-0.0079 mg/L	-0.0079 mg/L	15:11:10
1	Mn	257.610†	1738.1	-108.2	-0.0038 mg/L	-0.0038 mg/L	15:11:10
1	Mo	202.031†	101.2	22.3	0.0005 mg/L	0.0005 mg/L	15:11:30
1	Na	330.237†	2212.5	-37.3	0.4938 mg/L	0.4938 mg/L	15:11:10
1	Ni	231.604†	-89.6	15.0	-0.0019 mg/L	-0.0019 mg/L	15:11:30
1	Pb	220.353†	-49.0	39.0	0.0029 mg/L	0.0029 mg/L	15:11:30
1	Sb	206.836†	127.6	1.9	-0.0001 mg/L	-0.0001 mg/L	15:11:30
1	Se	196.026†	-3.1	2.1	0.0032 mg/L	0.0032 mg/L	15:11:30
1	Sn	189.927†	71.9	-1.2	-0.0046 mg/L	-0.0046 mg/L	15:11:30
1	Ti	337.279†	1122.6	395.7	-0.0009 mg/L	-0.0009 mg/L	15:11:10
1	Tl	190.801†	-9.9	12.6	0.0076 mg/L	0.0076 mg/L	15:11:30
1	V	292.402†	1622.6	-109.8	-0.0015 mg/L	-0.0015 mg/L	15:11:10
1	Zn	213.857†	1735.8	395.6	0.0026 mg/L	0.0026 mg/L	15:11:30
2	Y	360.073	2363797.6	2363797.6			15:11:36
2	Ag	328.068†	-223.9	94.1	0.0005 mg/L	0.0005 mg/L	15:11:41
2	Al	237.313†	-75.1	17.6	0.0019 mg/L	0.0019 mg/L	15:12:01
2	As	188.979†	-3.6	3.0	0.0014 mg/L	0.0014 mg/L	15:12:01
2	B	182.528†	6.1	41.1	0.0352 mg/L	0.0352 mg/L	15:12:01
2	Ba	233.527†	-32.1	31.2	-0.0013 mg/L	-0.0013 mg/L	15:12:01
2	Be	313.107†	2667.4	133.1	-0.0002 mg/L	-0.0002 mg/L	15:11:36
2	Ca	315.886†	5574.1	94.7	-0.0256 mg/L	-0.0256 mg/L	15:11:41
2	Cd	228.802†	667.6	-34.4	-0.0014 mg/L	-0.0014 mg/L	15:12:01
2	Co	228.616†	-220.2	4.5	-0.0024 mg/L	-0.0024 mg/L	15:12:01
2	Cr	267.716†	1653.1	-54.3	-0.0025 mg/L	-0.0025 mg/L	15:11:41
2	Cu	324.752†	7702.8	3896.5	0.0161 mg/L	0.0161 mg/L	15:11:41
2	Fe	238.204†	3115.1	834.9	-0.0059 mg/L	-0.0059 mg/L	15:11:41
2	Fe	234.349†	1428.8	178.5	-0.0031 mg/L	-0.0031 mg/L	15:12:01
2	Mg	279.077†	-951.6	56.3	-0.0059 mg/L	-0.0059 mg/L	15:11:41
2	Mn	257.610†	1765.9	-82.3	-0.0038 mg/L	-0.0038 mg/L	15:11:41
2	Mo	202.031†	98.6	19.7	0.0003 mg/L	0.0003 mg/L	15:12:01
2	Na	330.237†	2173.6	-76.3	0.4476 mg/L	0.4476 mg/L	15:11:41
2	Ni	231.604†	-93.9	10.9	-0.0020 mg/L	-0.0020 mg/L	15:12:01
2	Pb	220.353†	-44.2	43.7	0.0034 mg/L	0.0034 mg/L	15:12:01
2	Sb	206.836†	128.9	3.1	0.0002 mg/L	0.0002 mg/L	15:12:01
2	Se	196.026†	-1.9	3.2	0.0049 mg/L	0.0049 mg/L	15:12:01
2	Sn	189.927†	67.0	-6.0	-0.0062 mg/L	-0.0062 mg/L	15:12:01
2	Ti	337.279†	1038.5	313.5	-0.0010 mg/L	-0.0010 mg/L	15:11:41
2	Tl	190.801†	-17.6	5.2	0.0018 mg/L	0.0018 mg/L	15:12:01
2	V	292.402†	1653.5	-80.8	-0.0014 mg/L	-0.0014 mg/L	15:11:41
2	Zn	213.857†	1715.6	375.0	0.0023 mg/L	0.0023 mg/L	15:12:01

Mean Data: ICCB

Analyte	Mean Corrected Intensity	Calib Conc. Units	Std.Dev.	Sample Conc. Units	Std.Dev.	RSD
Y 360.073	2363101.6				984.42	0.04%
Ag 328.068†	109.9	0.0005 mg/L	0.00007	0.0005 mg/L	0.00007	12.98%
QC value within limits for Ag 328.068		Recovery =	Not calculated			
Al 237.313†	9.7	0.0009 mg/L	0.00130	0.0009 mg/L	0.00130	137.98%
QC value within limits for Al 237.313		Recovery =	Not calculated			
As 188.979†	3.9	0.0027 mg/L	0.00178	0.0027 mg/L	0.00178	66.44%
QC value within limits for As 188.979		Recovery =	Not calculated			
B 182.528†	37.7	0.0323 mg/L	0.00414	0.0323 mg/L	0.00414	12.82%
QC value within limits for B 182.528		Recovery =	Not calculated			
Ba 233.527†	24.8	-0.0013 mg/L	0.00005	-0.0013 mg/L	0.00005	3.67%
QC value within limits for Ba 233.527		Recovery =	Not calculated			
Be 313.107†	79.1	-0.0002 mg/L	0.00001	-0.0002 mg/L	0.00001	8.66%
QC value within limits for Be 313.107		Recovery =	Not calculated			
Ca 315.886†	75.0	-0.0257 mg/L	0.00020	-0.0257 mg/L	0.00020	0.76%
QC value within limits for Ca 315.886		Recovery =	Not calculated			
Cd 228.802†	-28.1	-0.0013 mg/L	0.00010	-0.0013 mg/L	0.00010	7.25%
QC value within limits for Cd 228.802		Recovery =	Not calculated			
Co 228.616†	3.3	-0.0024 mg/L	0.00002	-0.0024 mg/L	0.00002	0.97%

Cr	267.716†	QC value within limits for Cr 267.716	Recovery = Not calculated					
		-57.8	-0.0025 mg/L	0.00003	-0.0025 mg/L	0.00003	1.39%	
Cu	324.752†	QC value within limits for Cu 324.752	Recovery = Not calculated					
		4016.3	0.0165 mg/L	0.00064	0.0165 mg/L	0.00064	3.88%	
Fe	238.204†	QC value greater than the upper limit for Fe 238.204	Recovery = Not calculated					
		894.2	-0.0054 mg/L	0.00062	-0.0054 mg/L	0.00062	11.34%	
Fe	234.349†	QC value within limits for Fe 234.349	Recovery = Not calculated					
		201.7	-0.0026 mg/L	0.00081	-0.0026 mg/L	0.00081	31.54%	
Mg	279.077†	QC value within limits for Mg 279.077	Recovery = Not calculated					
		36.3	-0.0069 mg/L	0.00146	-0.0069 mg/L	0.00146	21.11%	
Mn	257.610†	QC value within limits for Mn 257.610	Recovery = Not calculated					
		-95.2	-0.0038 mg/L	0.00002	-0.0038 mg/L	0.00002	0.49%	
Mo	202.031†	QC value within limits for Mo 202.031	Recovery = Not calculated					
		21.0	0.0004 mg/L	0.00015	0.0004 mg/L	0.00015	37.17%	
Na	330.237†	QC value within limits for Na 330.237	Recovery = Not calculated					
		-56.8	0.4707 mg/L	0.03267	0.4707 mg/L	0.03267	6.94%	
Ni	231.604†	QC value within limits for Ni 231.604	Recovery = Not calculated					
		13.0	-0.0019 mg/L	0.00005	-0.0019 mg/L	0.00005	2.83%	
Pb	220.353†	QC value within limits for Pb 220.353	Recovery = Not calculated					
		41.4	0.0031 mg/L	0.00037	0.0031 mg/L	0.00037	11.72%	
Sb	206.836†	QC value within limits for Sb 206.836	Recovery = Not calculated					
		2.5	0.0000 mg/L	0.00021	0.0000 mg/L	0.00021	>999.9%	
Se	196.026†	QC value within limits for Se 196.026	Recovery = Not calculated					
		2.7	0.0041 mg/L	0.00118	0.0041 mg/L	0.00118	29.07%	
Sn	189.927†	QC value within limits for Sn 189.927	Recovery = Not calculated					
		-3.6	-0.0054 mg/L	0.00114	-0.0054 mg/L	0.00114	21.10%	
Ti	337.279†	QC value within limits for Ti 337.279	Recovery = Not calculated					
		354.6	-0.0009 mg/L	0.00009	-0.0009 mg/L	0.00009	9.37%	
Tl	190.801†	QC value within limits for Tl 190.801	Recovery = Not calculated					
		8.9	0.0047 mg/L	0.00412	0.0047 mg/L	0.00412	88.03%	
V	292.402†	QC value within limits for V 292.402	Recovery = Not calculated					
		-95.3	-0.0014 mg/L	0.00009	-0.0014 mg/L	0.00009	6.16%	
Zn	213.857†	QC value within limits for Zn 213.857	Recovery = Not calculated					
		385.3	0.0025 mg/L	0.00017	0.0025 mg/L	0.00017	6.99%	
								QC Failed. Continue with analysis.

Sequence No.: 75
 Sample ID: 0607164-22
 Analyst:
 Initial Sample Wt:
 Dilution:

Autosampler Location: 69
 Date Collected: 7/14/2006 3:13:37 PM
 Data Type: Original
 Initial Sample Vol:
 Sample Prep Vol:

Replicate Data: 0607164-22

Repl#	Analyte	Net Intensity	Corrected Intensity	Calib. Conc.	Units	Sample Conc.	Units	Analysis Time
1	Y 360.073	2431857.4	2431857.4					15:15:23
1	Ag 328.068†	174211.3	164540.6	0.5239	mg/L	0.5239	mg/L	15:15:28
1	Al 237.313†	163389.7	154118.2	17.49	mg/L	17.49	mg/L	15:15:28
1	As 188.979†	54.8	58.2	0.0828	mg/L	0.0828	mg/L	15:15:48
1	B 182.528†	-116.3	-74.4	-0.0654	mg/L	-0.0654	mg/L	15:15:48
1	Ba 233.527†	41251.2	38950.0	0.2088	mg/L	0.2088	mg/L	15:15:28
1	Be 313.107†	17372.2	13923.0	0.0025	mg/L	0.0025	mg/L	15:15:28
1	Ca 315.886†	909898.6	852451.6	5.936	mg/L	5.936	mg/L	15:15:23
1	Cd 228.802†	2308.0	1493.9	0.0145	mg/L	0.0145	mg/L	15:15:48
1	Co 228.616†	1830.3	1943.4	0.0225	mg/L	0.0225	mg/L	15:15:48
1	Cr 267.716†	61179.4	56016.3	0.3947	mg/L	0.3947	mg/L	15:15:28
1	Cu 324.752†	12773074.9	12037625.7	45.55	mg/L	45.55	mg/L	15:15:16
1	Fe 238.204†	6375391.5	6007906.4	44.09	mg/L	44.09	mg/L	15:15:16
1	Fe 234.349†	1903640.7	1793358.2	44.58	mg/L	44.58	mg/L	15:15:23
1	Mg 279.077†	75336.4	71999.0	3.612	mg/L	3.612	mg/L	15:15:28
1	Mn 257.610†	1741318.2	1639748.8	1.656	mg/L	1.656	mg/L	15:15:23
1	Mo 202.031†	203.8	116.3	0.0117	mg/L	0.0117	mg/L	15:15:48
1	Na 330.237†	6568.5	4007.9	4.537	mg/L	4.537	mg/L	15:15:28
1	Ni 231.604†	21867.6	20716.6	0.3838	mg/L	0.3838	mg/L	15:15:28
1	Pb 220.353†	45663.1	43133.2	4.756	mg/L	4.756	mg/L	15:15:28
1	Sb 206.836†	283.5	145.4	0.0311	mg/L	0.0311	mg/L	15:15:48
1	Se 196.026†	1.6	6.5	0.0098	mg/L	0.0098	mg/L	15:15:48
1	Sn 189.927†	7509.2	7008.0	2.361	mg/L	2.361	mg/L	15:15:48

1	Ti 337.279†	556934.0	524329.0	0.7788 mg/L	0.7788 mg/L	15:15:23
1	Tl 190.801†	-32.2	-8.1	0.0154 mg/L	0.0154 mg/L	15:15:48
1	V 292.402†	49118.0	44619.3	0.1920 mg/L	0.1920 mg/L	15:15:28
1	Zn 213.857†	1252577.5	1179518.0	13.90 mg/L	13.90 mg/L	15:15:23
2	Y 360.073	2445971.0	2445971.0			15:16:08
2	Ag 328.068†	173086.6	162538.9	0.5175 mg/L	0.5175 mg/L	15:16:13
2	Al 237.313†	162565.1	152456.5	17.30 mg/L	17.30 mg/L	15:16:13
2	As 188.979†	47.8	51.3	0.0731 mg/L	0.0731 mg/L	15:16:33
2	B 182.528†	-118.5	-75.9	-0.0667 mg/L	-0.0667 mg/L	15:16:33
2	Ba 233.527†	41055.0	38541.7	0.2066 mg/L	0.2066 mg/L	15:16:13
2	Be 313.107†	17521.1	13968.0	0.0026 mg/L	0.0026 mg/L	15:16:13
2	Ca 315.886†	914522.4	851835.9	5.932 mg/L	5.932 mg/L	15:16:08
2	Cd 228.802†	2302.5	1476.2	0.0144 mg/L	0.0144 mg/L	15:16:33
2	Co 228.616†	1829.4	1932.7	0.0223 mg/L	0.0223 mg/L	15:16:33
2	Cr 267.716†	61024.0	55537.9	0.3913 mg/L	0.3913 mg/L	15:16:13
2	Cu 324.752†	12842611.1	12033319.9	45.53 mg/L	45.53 mg/L	15:16:01
2	Fe 238.204†	6411217.2	6006805.3	44.08 mg/L	44.08 mg/L	15:16:01
2	Fe 234.349†	1910977.1	1789879.4	44.50 mg/L	44.50 mg/L	15:16:08
2	Mg 279.077†	75111.1	71378.0	3.580 mg/L	3.580 mg/L	15:16:13
2	Mn 257.610†	1749076.8	1637548.7	1.654 mg/L	1.654 mg/L	15:16:08
2	Mo 202.031†	204.3	115.6	0.0116 mg/L	0.0116 mg/L	15:16:33
2	Na 330.237†	6618.9	4019.3	4.553 mg/L	4.553 mg/L	15:16:13
2	Ni 231.604†	21790.4	20525.3	0.3803 mg/L	0.3803 mg/L	15:16:13
2	Pb 220.353†	45524.3	42754.7	4.714 mg/L	4.714 mg/L	15:16:13
2	Sb 206.836†	287.8	147.9	0.0318 mg/L	0.0318 mg/L	15:16:33
2	Se 196.026†	-0.7	4.4	0.0066 mg/L	0.0066 mg/L	15:16:33
2	Sn 189.927†	7505.0	6963.1	2.346 mg/L	2.346 mg/L	15:16:33
2	Ti 337.279†	557810.3	522120.8	0.7756 mg/L	0.7756 mg/L	15:16:08
2	Tl 190.801†	-34.9	-10.5	0.0135 mg/L	0.0135 mg/L	15:16:33
2	V 292.402†	48984.7	44227.2	0.1903 mg/L	0.1903 mg/L	15:16:13
2	Zn 213.857†	1256173.8	1176075.3	13.86 mg/L	13.86 mg/L	15:16:08

Mean Data: 0607164-22

Analyte	Mean Corrected Intensity	Calib Conc. Units	Std.Dev.	Sample Conc. Units	Std.Dev.	RSD
Y 360.073	2438914.2				9979.83	0.41%
Ag 328.068†	163539.7	0.5207 mg/L	0.00451	0.5207 mg/L	0.00451	0.87%
Al 237.313†	153287.3	17.39 mg/L	0.135	17.39 mg/L	0.135	0.78%
As 188.979†	54.7	0.0780 mg/L	0.00685	0.0780 mg/L	0.00685	8.78%
B 182.528†	-75.1	-0.0660 mg/L	0.00088	-0.0660 mg/L	0.00088	1.33%
Ba 233.527†	38745.9	0.2077 mg/L	0.00156	0.2077 mg/L	0.00156	0.75%
Be 313.107†	13945.5	0.0025 mg/L	0.00001	0.0025 mg/L	0.00001	0.22%
Ca 315.886†	852143.7	5.934 mg/L	0.0030	5.934 mg/L	0.0030	0.05%
Cd 228.802†	1485.0	0.0144 mg/L	0.00012	0.0144 mg/L	0.00012	0.83%
Co 228.616†	1938.0	0.0224 mg/L	0.00010	0.0224 mg/L	0.00010	0.44%
Cr 267.716†	55777.1	0.3930 mg/L	0.00239	0.3930 mg/L	0.00239	0.61%
Cu 324.752†	12035472.8	45.54 mg/L	0.012	45.54 mg/L	0.012	0.03%
Fe 238.204†	6007355.9	44.09 mg/L	0.006	44.09 mg/L	0.006	0.01%
Fe 234.349†	1791618.8	44.54 mg/L	0.061	44.54 mg/L	0.061	0.14%
Mg 279.077†	71688.5	3.596 mg/L	0.0225	3.596 mg/L	0.0225	0.63%
Mn 257.610†	1638648.7	1.655 mg/L	0.0016	1.655 mg/L	0.0016	0.10%
Mo 202.031†	115.9	0.0117 mg/L	0.00005	0.0117 mg/L	0.00005	0.41%
Na 330.237†	4013.6	4.545 mg/L	0.0113	4.545 mg/L	0.0113	0.25%
Ni 231.604†	20620.9	0.3820 mg/L	0.00252	0.3820 mg/L	0.00252	0.66%
Pb 220.353†	42944.0	4.735 mg/L	0.0295	4.735 mg/L	0.0295	0.62%
Sb 206.836†	146.6	0.0314 mg/L	0.00048	0.0314 mg/L	0.00048	1.52%
Se 196.026†	5.5	0.0082 mg/L	0.00225	0.0082 mg/L	0.00225	27.40%
Sn 189.927†	6985.6	2.353 mg/L	0.0107	2.353 mg/L	0.0107	0.45%
Ti 337.279†	523224.9	0.7772 mg/L	0.00232	0.7772 mg/L	0.00232	0.30%
Tl 190.801†	-9.3	0.0145 mg/L	0.00133	0.0145 mg/L	0.00133	9.20%
V 292.402†	44423.2	0.1912 mg/L	0.00120	0.1912 mg/L	0.00120	0.63%
Zn 213.857†	1177796.7	13.88 mg/L	0.029	13.88 mg/L	0.029	0.21%

Sequence No.: 76
 Sample ID: 0607164-23
 Analyst:
 Initial Sample Wt:
 Dilution:

Autosampler Location: 70
 Date Collected: 7/14/2006 3:18:10 PM
 Data Type: Original
 Initial Sample Vol:
 Sample Prep Vol:

Replicate Data: 0607164-23

Repl#	Analyte	Net Intensity	Corrected Intensity	Calib. Conc. Units	Sample Conc. Units	Analysis Time
1	Y 360.073	2540198.9	2540198.9			15:19:59
1	Ag 328.068†	589155.0	532020.6	1.694 mg/L	1.694 mg/L	15:19:59
1	Al 237.313†	723230.9	652802.5	74.59 mg/L	74.59 mg/L	15:19:59
1	As 188.979†	36.6	39.6	0.0660 mg/L	0.0660 mg/L	15:20:25
1	B 182.528†	107.8	132.5	0.1149 mg/L	0.1149 mg/L	15:20:25
1	Ba 233.527†	180564.5	163020.9	0.8786 mg/L	0.8786 mg/L	15:20:04
1	Be 313.107†	33648.1	27913.4	0.0053 mg/L	0.0053 mg/L	15:20:04
1	Ca 315.886†	12785636.4	11533658.3	80.64 mg/L	80.64 mg/L	15:19:49
1	Cd 228.802†	3063.4	2082.8	0.0193 mg/L	0.0193 mg/L	15:20:25
1	Co 228.616†	3340.1	3232.4	0.0370 mg/L	0.0370 mg/L	15:20:25
1	Cr 267.716†	105693.8	93730.5	0.6644 mg/L	0.6644 mg/L	15:20:04
1	Cu 324.752†	4636873.1	4181179.5	15.82 mg/L	15.82 mg/L	15:19:59
1	Fe 238.204†	16305352.1	14713308.3	108.0 mg/L	108.0 mg/L	15:19:49
1	Fe 234.349†	5272094.8	4756830.6	118.3 mg/L	118.3 mg/L	15:19:59
1	Mg 279.077†	393063.7	355717.2	18.06 mg/L	18.06 mg/L	15:19:59
1	Mn 257.610†	2113416.9	1905552.7	1.927 mg/L	1.927 mg/L	15:19:59
1	Mo 202.031†	178.0	84.8	0.0147 mg/L	0.0147 mg/L	15:20:25
1	Na 330.237†	8350.8	5352.2	6.825 mg/L	6.825 mg/L	15:20:04
1	Ni 231.604†	35074.6	31756.7	0.5895 mg/L	0.5895 mg/L	15:20:04
1	Pb 220.353†	158859.8	143456.7	15.82 mg/L	15.82 mg/L	15:20:04
1	Sb 206.836†	677.8	489.8	0.1145 mg/L	0.1145 mg/L	15:20:25
1	Se 196.026†	-8.1	-2.2	-0.0032 mg/L	-0.0032 mg/L	15:20:25
1	Sn 189.927†	6520.7	5813.9	1.962 mg/L	1.962 mg/L	15:20:25
1	Ti 337.279†	1731124.7	1561637.3	2.323 mg/L	2.323 mg/L	15:19:59
1	Tl 190.801†	-49.5	-22.5	0.0069 mg/L	0.0069 mg/L	15:20:25
1	V 292.402†	246031.0	220357.3	0.9441 mg/L	0.9441 mg/L	15:20:04
1	Zn 213.857†	786210.9	708262.3	8.348 mg/L	8.348 mg/L	15:19:59
2	Y 360.073	2521118.9	2521118.9			15:20:47
2	Ag 328.068†	582389.6	529892.6	1.687 mg/L	1.687 mg/L	15:20:47
2	Al 237.313†	716833.5	651925.0	74.49 mg/L	74.49 mg/L	15:20:47
2	As 188.979†	36.4	39.6	0.0660 mg/L	0.0660 mg/L	15:21:12
2	B 182.528†	97.8	124.1	0.1076 mg/L	0.1076 mg/L	15:21:12
2	Ba 233.527†	180522.4	164215.9	0.8850 mg/L	0.8850 mg/L	15:20:52
2	Be 313.107†	33850.4	28327.3	0.0054 mg/L	0.0054 mg/L	15:20:52
2	Ca 315.886†	12750876.1	11589377.4	81.03 mg/L	81.03 mg/L	15:20:37
2	Cd 228.802†	3027.1	2070.8	0.0191 mg/L	0.0191 mg/L	15:21:12
2	Co 228.616†	3333.2	3249.0	0.0372 mg/L	0.0372 mg/L	15:21:12
2	Cr 267.716†	105790.3	94540.2	0.6702 mg/L	0.6702 mg/L	15:20:52
2	Cu 324.752†	4596830.4	4176438.2	15.80 mg/L	15.80 mg/L	15:20:47
2	Fe 238.204†	16269019.7	14791638.1	108.6 mg/L	108.6 mg/L	15:20:37
2	Fe 234.349†	5243638.2	4766963.4	118.5 mg/L	118.5 mg/L	15:20:47
2	Mg 279.077†	391105.0	356620.7	18.11 mg/L	18.11 mg/L	15:20:47
2	Mn 257.610†	2099605.4	1907428.5	1.929 mg/L	1.929 mg/L	15:20:47
2	Mo 202.031†	170.5	79.1	0.0142 mg/L	0.0142 mg/L	15:21:12
2	Na 330.237†	8444.9	5494.9	6.994 mg/L	6.994 mg/L	15:20:52
2	Ni 231.604†	35164.5	32078.0	0.5955 mg/L	0.5955 mg/L	15:20:52
2	Pb 220.353†	158989.9	144660.0	15.96 mg/L	15.96 mg/L	15:20:52
2	Sb 206.836†	678.4	495.0	0.1158 mg/L	0.1158 mg/L	15:21:12
2	Se 196.026†	-5.9	-0.3	-0.0003 mg/L	-0.0003 mg/L	15:21:12
2	Sn 189.927†	6539.5	5875.6	1.982 mg/L	1.982 mg/L	15:21:12
2	Ti 337.279†	1713123.2	1557091.8	2.316 mg/L	2.316 mg/L	15:20:47
2	Tl 190.801†	-53.1	-26.0	0.0041 mg/L	0.0041 mg/L	15:21:12
2	V 292.402†	245595.7	221641.9	0.9496 mg/L	0.9496 mg/L	15:20:52
2	Zn 213.857†	781742.3	709568.8	8.364 mg/L	8.364 mg/L	15:20:47

Mean Data: 0607164-23

Analyte	Mean Corrected Intensity	Calib Conc. Units	Std.Dev.	Sample Conc. Units	Std.Dev.	RSD
Y 360.073	2530658.9				13491.58	0.53%
Ag 328.068†	530956.6	1.690 mg/L	0.0048	1.690 mg/L	0.0048	0.28%
Al 237.313†	652363.7	74.54 mg/L	0.073	74.54 mg/L	0.073	0.10%
As 188.979†	39.6	0.0660 mg/L	0.00000	0.0660 mg/L	0.00000	0.00%
B 182.528†	128.3	0.1112 mg/L	0.00515	0.1112 mg/L	0.00515	4.63%
Ba 233.527†	163618.4	0.8818 mg/L	0.00456	0.8818 mg/L	0.00456	0.52%
Be 313.107†	28120.3	0.0054 mg/L	0.00006	0.0054 mg/L	0.00006	1.03%
Ca 315.886†	11561517.8	80.84 mg/L	0.276	80.84 mg/L	0.276	0.34%

Cd 228.802†	2076.8	0.0192 mg/L	0.00010	0.0192 mg/L	0.00010	0.53%
Co 228.616†	3240.7	0.0371 mg/L	0.00017	0.0371 mg/L	0.00017	0.45%
Cr 267.716†	94135.3	0.6673 mg/L	0.00405	0.6673 mg/L	0.00405	0.61%
Cu 324.752†	4178808.9	15.81 mg/L	0.013	15.81 mg/L	0.013	0.08%
Fe 238.204†	14752473.2	108.3 mg/L	0.41	108.3 mg/L	0.41	0.38%
Fe 234.349†	4761897.0	118.4 mg/L	0.18	118.4 mg/L	0.18	0.15%
Mg 279.077†	356168.9	18.08 mg/L	0.033	18.08 mg/L	0.033	0.18%
Mn 257.610†	1906490.6	1.928 mg/L	0.0013	1.928 mg/L	0.0013	0.07%
Mo 202.031†	82.0	0.0145 mg/L	0.00033	0.0145 mg/L	0.00033	2.25%
Na 330.237†	5423.5	6.910 mg/L	0.1193	6.910 mg/L	0.1193	1.73%
Ni 231.604†	31917.3	0.5925 mg/L	0.00423	0.5925 mg/L	0.00423	0.71%
Pb 220.353†	144058.3	15.89 mg/L	0.094	15.89 mg/L	0.094	0.59%
Sb 206.836†	492.4	0.1152 mg/L	0.00087	0.1152 mg/L	0.00087	0.76%
Se 196.026†	-1.3	-0.0017 mg/L	0.00204	-0.0017 mg/L	0.00204	117.56%
Sn 189.927†	5844.7	1.972 mg/L	0.0147	1.972 mg/L	0.0147	0.75%
Ti 337.279†	1559364.6	2.319 mg/L	0.0048	2.319 mg/L	0.0048	0.21%
Tl 190.801†	-24.2	0.0055 mg/L	0.00199	0.0055 mg/L	0.00199	36.43%
V 292.402†	220999.6	0.9468 mg/L	0.00392	0.9468 mg/L	0.00392	0.41%
Zn 213.857†	708915.6	8.356 mg/L	0.0109	8.356 mg/L	0.0109	0.13%

Sequence No.: 77
 Sample ID: 0607164-24
 Analyst:
 Initial Sample Wt:
 Dilution:

Autosampler Location: 71
 Date Collected: 7/14/2006 3:22:50 PM
 Data Type: Original
 Initial Sample Vol:
 Sample Prep Vol:

Replicate Data: 0607164-24

Repl#	Analyte	Net		Calib. Conc. Units	Sample		Analysis Time
		Intensity	Corrected Intensity		Conc.	Units	
1	Y 360.073	2427161.6	2427161.6				15:24:32
1	Ag 328.068†	130734.9	123793.7	0.3942 mg/L	0.3942 mg/L		15:24:37
1	Al 237.313†	202884.2	191719.8	21.82 mg/L	21.82 mg/L		15:24:37
1	As 188.979†	11.3	17.2	0.0257 mg/L	0.0257 mg/L		15:24:57
1	B 182.528†	1.7	36.8	0.0315 mg/L	0.0315 mg/L		15:24:57
1	Ba 233.527†	19728.2	18696.2	0.0994 mg/L	0.0994 mg/L		15:24:37
1	Be 313.107†	9131.8	6171.4	0.0011 mg/L	0.0011 mg/L		15:24:37
1	Ca 315.886†	1551813.2	1460415.8	10.19 mg/L	10.19 mg/L		15:24:32
1	Cd 228.802†	1626.2	854.1	0.0074 mg/L	0.0074 mg/L		15:24:57
1	Co 228.616†	943.2	1108.9	0.0111 mg/L	0.0111 mg/L		15:24:57
1	Cr 267.716†	32171.6	28729.3	0.2027 mg/L	0.2027 mg/L		15:24:37
1	Cu 324.752†	6189845.6	5842893.3	22.11 mg/L	22.11 mg/L		15:24:25
1	Fe 238.204†	6700429.4	6326540.6	46.43 mg/L	46.43 mg/L		15:24:25
1	Fe 234.349†	2024716.3	1911189.1	47.51 mg/L	47.51 mg/L		15:24:32
1	Mg 279.077†	113943.3	108601.6	5.485 mg/L	5.485 mg/L		15:24:37
1	Mn 257.610†	638422.5	601211.5	0.6058 mg/L	0.6058 mg/L		15:24:32
1	Mo 202.031†	147.9	63.8	0.0075 mg/L	0.0075 mg/L		15:24:57
1	Na 330.237†	6328.8	3793.4	4.561 mg/L	4.561 mg/L		15:24:37
1	Ni 231.604†	11305.7	10780.5	0.1987 mg/L	0.1987 mg/L		15:24:37
1	Pb 220.353†	147488.1	139392.8	15.37 mg/L	15.37 mg/L		15:24:37
1	Sb 206.836†	306.4	167.5	0.0391 mg/L	0.0391 mg/L		15:24:57
1	Se 196.026†	-7.2	-1.7	-0.0024 mg/L	-0.0024 mg/L		15:24:57
1	Sn 189.927†	7946.4	7434.6	2.505 mg/L	2.505 mg/L		15:24:57
1	Ti 337.279†	548232.9	517126.3	0.7681 mg/L	0.7681 mg/L		15:24:32
1	Tl 190.801†	-36.8	-12.6	-0.0028 mg/L	-0.0028 mg/L		15:24:57
1	V 292.402†	50522.7	46035.6	0.1967 mg/L	0.1967 mg/L		15:24:37
1	Zn 213.857†	895542.8	844574.1	9.955 mg/L	9.955 mg/L		15:24:32
2	Y 360.073	2456454.1	2456454.1				15:25:12
2	Ag 328.068†	129942.9	121582.1	0.3872 mg/L	0.3872 mg/L		15:25:18
2	Al 237.313†	201785.6	188409.3	21.43 mg/L	21.43 mg/L		15:25:18
2	As 188.979†	13.2	18.8	0.0280 mg/L	0.0280 mg/L		15:25:38
2	B 182.528†	0.8	35.9	0.0307 mg/L	0.0307 mg/L		15:25:38
2	Ba 233.527†	19713.6	18460.3	0.0981 mg/L	0.0981 mg/L		15:25:18
2	Be 313.107†	9249.6	6178.5	0.0011 mg/L	0.0011 mg/L		15:25:18
2	Ca 315.886†	1578783.3	1468107.6	10.24 mg/L	10.24 mg/L		15:25:12
2	Cd 228.802†	1645.0	853.4	0.0074 mg/L	0.0074 mg/L		15:25:38
2	Co 228.616†	930.2	1086.1	0.0108 mg/L	0.0108 mg/L		15:25:38
2	Cr 267.716†	32027.6	28232.5	0.1992 mg/L	0.1992 mg/L		15:25:18
2	Cu 324.752†	6292210.3	5868709.0	22.21 mg/L	22.21 mg/L		15:25:05
2	Fe 238.204†	6779416.5	6324788.1	46.42 mg/L	46.42 mg/L		15:25:05

2	Fe 234.349†	2058226.7	1919658.4	47.72 mg/L	47.72 mg/L	15:25:12
2	Mg 279.077†	113578.4	106977.7	5.401 mg/L	5.401 mg/L	15:25:18
2	Mn 257.610†	649703.0	604548.4	0.6092 mg/L	0.6092 mg/L	15:25:12
2	Mo 202.031†	133.3	48.5	0.0062 mg/L	0.0062 mg/L	15:25:38
2	Na 330.237†	6323.7	3717.4	4.470 mg/L	4.470 mg/L	15:25:18
2	Ni 231.604†	11241.2	10593.0	0.1952 mg/L	0.1952 mg/L	15:25:18
2	Pb 220.353†	147270.5	137528.6	15.17 mg/L	15.17 mg/L	15:25:18
2	Sb 206.836†	292.8	151.3	0.0350 mg/L	0.0350 mg/L	15:25:38
2	Se 196.026†	-3.1	2.2	0.0034 mg/L	0.0034 mg/L	15:25:38
2	Sn 189.927†	7956.3	7354.3	2.478 mg/L	2.478 mg/L	15:25:38
2	Ti 337.279†	559228.9	521213.6	0.7742 mg/L	0.7742 mg/L	15:25:12
2	Tl 190.801†	-32.0	-7.6	0.0011 mg/L	0.0011 mg/L	15:25:38
2	V 292.402†	50270.0	45230.7	0.1932 mg/L	0.1932 mg/L	15:25:18
2	Zn 213.857†	909886.8	847874.2	9.994 mg/L	9.994 mg/L	15:25:12

Mean Data: 0607164-24

Analyte	Mean Corrected		Calib Conc. Units	Std.Dev.	Sample		RSD
	Intensity	Conc. Units			Conc. Units	Std.Dev.	
Y 360.073	2441807.9					20712.92	0.85%
Ag 328.068†	122687.9	0.3907 mg/L	0.00498	0.3907 mg/L	0.00498	1.27%	
Al 237.313†	190064.5	21.63 mg/L	0.271	21.63 mg/L	0.271	1.26%	
As 188.979†	18.0	0.0268 mg/L	0.00161	0.0268 mg/L	0.00161	6.00%	
B 182.528†	36.3	0.0311 mg/L	0.00056	0.0311 mg/L	0.00056	1.79%	
Ba 233.527†	18578.3	0.0988 mg/L	0.00090	0.0988 mg/L	0.00090	0.91%	
Be 313.107†	6174.9	0.0011 mg/L	0.00000	0.0011 mg/L	0.00000	0.10%	
Ca 315.886†	1464261.7	10.22 mg/L	0.038	10.22 mg/L	0.038	0.37%	
Cd 228.802†	853.7	0.0074 mg/L	0.00001	0.0074 mg/L	0.00001	0.18%	
Co 228.616†	1097.5	0.0110 mg/L	0.00023	0.0110 mg/L	0.00023	2.09%	
Cr 267.716†	28480.9	0.2010 mg/L	0.00247	0.2010 mg/L	0.00247	1.23%	
Cu 324.752†	5855801.2	22.16 mg/L	0.069	22.16 mg/L	0.069	0.31%	
Fe 238.204†	6325664.3	46.42 mg/L	0.009	46.42 mg/L	0.009	0.02%	
Fe 234.349†	1915423.7	47.62 mg/L	0.149	47.62 mg/L	0.149	0.31%	
Mg 279.077†	107789.6	5.443 mg/L	0.0594	5.443 mg/L	0.0594	1.09%	
Mn 257.610†	602879.9	0.6075 mg/L	0.00239	0.6075 mg/L	0.00239	0.39%	
Mo 202.031†	56.2	0.0068 mg/L	0.00090	0.0068 mg/L	0.00090	13.18%	
Na 330.237†	3755.4	4.516 mg/L	0.0648	4.516 mg/L	0.0648	1.44%	
Ni 231.604†	10686.7	0.1969 mg/L	0.00247	0.1969 mg/L	0.00247	1.25%	
Pb 220.353†	138460.7	15.27 mg/L	0.145	15.27 mg/L	0.145	0.95%	
Sb 206.836†	159.4	0.0370 mg/L	0.00285	0.0370 mg/L	0.00285	7.70%	
Se 196.026†	0.2	0.0005 mg/L	0.00408	0.0005 mg/L	0.00408	874.43%	
Sn 189.927†	7394.5	2.491 mg/L	0.0191	2.491 mg/L	0.0191	0.77%	
Ti 337.279†	519170.0	0.7712 mg/L	0.00430	0.7712 mg/L	0.00430	0.56%	
Tl 190.801†	-10.1	-0.0009 mg/L	0.00280	-0.0009 mg/L	0.00280	327.85%	
V 292.402†	45633.2	0.1949 mg/L	0.00246	0.1949 mg/L	0.00246	1.26%	
Zn 213.857†	846224.2	9.975 mg/L	0.0275	9.975 mg/L	0.0275	0.28%	

Sequence No.: 78
Sample ID: BG61341-DUP2
Analyst:
Initial Sample Wt:
Dilution:

Autosampler Location: 72
Date Collected: 7/14/2006 3:27:15 PM
Data Type: Original
Initial Sample Vol:
Sample Prep Vol:

Replicate Data: BG61341-DUP2

Repl#	Analyte	Net		Calib. Conc. Units	Sample Conc. Units	Analysis Time
		Intensity	Corrected Intensity			
1	Y 360.073	2392652.6	2392652.6			15:28:57
1	Ag 328.068†	174941.4	167931.1	0.5347 mg/L	0.5347 mg/L	15:29:03
1	Al 237.313†	203800.5	195361.5	22.23 mg/L	22.23 mg/L	15:29:03
1	As 188.979†	7.5	13.7	0.0219 mg/L	0.0219 mg/L	15:29:23
1	B 182.528†	34.6	68.3	0.0590 mg/L	0.0590 mg/L	15:29:23
1	Ba 233.527†	29694.9	28514.5	0.1524 mg/L	0.1524 mg/L	15:29:03
1	Be 313.107†	9964.1	7093.3	0.0013 mg/L	0.0013 mg/L	15:29:03
1	Ca 315.886†	1796222.0	1715735.8	11.97 mg/L	11.97 mg/L	15:28:57
1	Cd 228.802†	1586.5	838.3	0.0072 mg/L	0.0072 mg/L	15:29:23
1	Co 228.616†	1037.2	1211.8	0.0122 mg/L	0.0122 mg/L	15:29:23
1	Cr 267.716†	25686.4	22953.7	0.1620 mg/L	0.1620 mg/L	15:29:03
1	Cu 324.752†	5717033.6	5474192.2	20.71 mg/L	20.71 mg/L	15:28:50
1	Fe 238.204†	6741313.3	6456992.1	47.39 mg/L	47.39 mg/L	15:28:50

1	Fe 234.349†	2024849.3	1938898.9	48.20 mg/L	48.20 mg/L	15:28:57
1	Mg 279.077†	138906.5	134072.3	6.794 mg/L	6.794 mg/L	15:29:03
1	Mn 257.610†	732047.2	699614.9	0.7053 mg/L	0.7053 mg/L	15:28:57
1	Mo 202.031†	139.7	57.9	0.0070 mg/L	0.0070 mg/L	15:29:23
1	Na 330.237†	7132.0	4649.2	5.653 mg/L	5.653 mg/L	15:29:03
1	Ni 231.604†	15376.6	14835.1	0.2742 mg/L	0.2742 mg/L	15:29:03
1	Pb 220.353†	137942.5	132256.0	14.59 mg/L	14.59 mg/L	15:29:03
1	Sb 206.836†	256.5	123.8	0.0286 mg/L	0.0286 mg/L	15:29:23
1	Se 196.026†	-2.0	3.2	0.0048 mg/L	0.0048 mg/L	15:29:23
1	Sn 189.927†	7612.8	7223.2	2.434 mg/L	2.434 mg/L	15:29:23
1	Ti 337.279†	666490.4	637903.0	0.9479 mg/L	0.9479 mg/L	15:28:57
1	Tl 190.801†	-29.3	-5.8	0.0043 mg/L	0.0043 mg/L	15:29:23
1	V 292.402†	49054.9	45317.5	0.1931 mg/L	0.1931 mg/L	15:29:03
1	Zn 213.857†	786552.9	752345.5	8.867 mg/L	8.867 mg/L	15:28:57
2	Y 360.073	2454667.5	2454667.5			15:29:38
2	Ag 328.068†	177409.2	166001.1	0.5286 mg/L	0.5286 mg/L	15:29:43
2	Al 237.313†	206466.1	192917.7	21.95 mg/L	21.95 mg/L	15:29:43
2	As 188.979†	12.4	18.0	0.0280 mg/L	0.0280 mg/L	15:30:03
2	B 182.528†	40.5	73.0	0.0631 mg/L	0.0631 mg/L	15:30:03
2	Ba 233.527†	30074.9	28150.6	0.1505 mg/L	0.1505 mg/L	15:29:43
2	Be 313.107†	10150.0	7025.7	0.0013 mg/L	0.0013 mg/L	15:29:43
2	Ca 315.886†	1831998.7	1705668.5	11.90 mg/L	11.90 mg/L	15:29:38
2	Cd 228.802†	1595.3	808.1	0.0068 mg/L	0.0068 mg/L	15:30:03
2	Co 228.616†	1030.9	1180.8	0.0118 mg/L	0.0118 mg/L	15:30:03
2	Cr 267.716†	26002.2	22627.0	0.1597 mg/L	0.1597 mg/L	15:29:43
2	Cu 324.752†	5711258.0	5330407.6	20.17 mg/L	20.17 mg/L	15:29:31
2	Fe 238.204†	6760349.4	6311585.6	46.32 mg/L	46.32 mg/L	15:29:31
2	Fe 234.349†	2068663.5	1930803.8	48.00 mg/L	48.00 mg/L	15:29:38
2	Mg 279.077†	140465.1	132165.4	6.697 mg/L	6.697 mg/L	15:29:43
2	Mn 257.610†	748242.8	697020.2	0.7027 mg/L	0.7027 mg/L	15:29:38
2	Mo 202.031†	131.2	46.6	0.0061 mg/L	0.0061 mg/L	15:30:03
2	Na 330.237†	7201.5	4541.5	5.527 mg/L	5.527 mg/L	15:29:43
2	Ni 231.604†	15582.0	14654.7	0.2709 mg/L	0.2709 mg/L	15:29:43
2	Pb 220.353†	139402.5	130280.4	14.37 mg/L	14.37 mg/L	15:29:43
2	Sb 206.836†	248.5	110.1	0.0251 mg/L	0.0251 mg/L	15:30:03
2	Se 196.026†	-3.5	1.8	0.0029 mg/L	0.0029 mg/L	15:30:03
2	Sn 189.927†	7655.6	7078.9	2.385 mg/L	2.385 mg/L	15:30:03
2	Ti 337.279†	683957.4	638082.6	0.9481 mg/L	0.9481 mg/L	15:29:38
2	Tl 190.801†	-31.0	-6.8	0.0036 mg/L	0.0036 mg/L	15:30:03
2	V 292.402†	49652.8	44688.4	0.1904 mg/L	0.1904 mg/L	15:29:43
2	Zn 213.857†	802775.5	748456.6	8.821 mg/L	8.821 mg/L	15:29:38

Mean Data: BG61341-DUP2

Analyte	Mean Corrected		Calib		Std.Dev.	Sample		Std.Dev.	RSD
	Intensity	Conc.	Units	Conc.		Units			
Y 360.073	2423660.0						43851.12	1.81%	
Ag 328.068†	166966.1	0.5316	mg/L	0.00434	0.5316	mg/L	0.00434	0.82%	
Al 237.313†	194139.6	22.09	mg/L	0.199	22.09	mg/L	0.199	0.90%	
As 188.979†	15.9	0.0250	mg/L	0.00431	0.0250	mg/L	0.00431	17.25%	
B 182.528†	70.7	0.0610	mg/L	0.00290	0.0610	mg/L	0.00290	4.76%	
Ba 233.527†	28332.6	0.1515	mg/L	0.00139	0.1515	mg/L	0.00139	0.92%	
Be 313.107†	7059.5	0.0013	mg/L	0.00001	0.0013	mg/L	0.00001	0.75%	
Ca 315.886†	1710702.1	11.94	mg/L	0.050	11.94	mg/L	0.050	0.42%	
Cd 228.802†	823.2	0.0070	mg/L	0.00025	0.0070	mg/L	0.00025	3.61%	
Co 228.616†	1196.3	0.0120	mg/L	0.00030	0.0120	mg/L	0.00030	2.51%	
Cr 267.716†	22790.4	0.1609	mg/L	0.00164	0.1609	mg/L	0.00164	1.02%	
Cu 324.752†	5402299.9	20.44	mg/L	0.385	20.44	mg/L	0.385	1.88%	
Fe 238.204†	6384288.8	46.85	mg/L	0.755	46.85	mg/L	0.755	1.61%	
Fe 234.349†	1934851.3	48.10	mg/L	0.142	48.10	mg/L	0.142	0.30%	
Mg 279.077†	133118.8	6.746	mg/L	0.0691	6.746	mg/L	0.0691	1.02%	
Mn 257.610†	698317.5	0.7040	mg/L	0.00186	0.7040	mg/L	0.00186	0.26%	
Mo 202.031†	52.3	0.0065	mg/L	0.00069	0.0065	mg/L	0.00069	10.49%	
Na 330.237†	4595.4	5.590	mg/L	0.0886	5.590	mg/L	0.0886	1.58%	
Ni 231.604†	14744.9	0.2726	mg/L	0.00238	0.2726	mg/L	0.00238	0.87%	
Pb 220.353†	131268.2	14.48	mg/L	0.154	14.48	mg/L	0.154	1.06%	
Sb 206.836†	117.0	0.0268	mg/L	0.00242	0.0268	mg/L	0.00242	9.01%	
Se 196.026†	2.5	0.0038	mg/L	0.00139	0.0038	mg/L	0.00139	36.24%	
Sn 189.927†	7151.1	2.409	mg/L	0.0344	2.409	mg/L	0.0344	1.43%	
Ti 337.279†	637992.8	0.9480	mg/L	0.00019	0.9480	mg/L	0.00019	0.02%	
Tl 190.801†	-6.3	0.0040	mg/L	0.00052	0.0040	mg/L	0.00052	13.07%	

V 292.402†	45003.0	0.1918 mg/L	0.00191	0.1918 mg/L	0.00191	1.00%
Zn 213.857†	750401.0	8.844 mg/L	0.0323	8.844 mg/L	0.0323	0.36%

Duplicate Check: BG61341-DUP2

Analyte	Expected Conc.	Measured Conc.	Std. Dev.	Units	Difference (%)
Y 360.073			0.000	mg/L	Not calculated
Ag 328.068	0.3907	0.5316	0.004	mg/L	30.6
Al 237.313	21.63	22.09	0.199	mg/L	2.1
As 188.979	0.0268	0.0250	0.004	mg/L	7.2
B 182.528	0.0311	0.0610	0.003	mg/L	64.9
Ba 233.527	0.0988	0.1515	0.001	mg/L	42.1
Be 313.107	0.0011	0.0013	0.000	mg/L	13.3
Ca 315.886	10.22	11.94	0.050	mg/L	15.6
Cd 228.802	0.0074	0.0070	0.000	mg/L	5.7
Co 228.616	0.0110	0.0120	0.000	mg/L	8.6
Cr 267.716	0.2010	0.1609	0.002	mg/L	22.2
Cu 324.752	22.16	20.44	0.385	mg/L	8.1
Fe 238.204	46.42	46.85	0.755	mg/L	0.9
Fe 234.349	47.62	48.10	0.142	mg/L	1.0
Mg 279.077	5.443	6.746	0.069	mg/L	21.4
Mn 257.610	0.6075	0.7040	0.002	mg/L	14.7
Mo 202.031	0.0068	0.0065	0.001	mg/L	4.4
Na 330.237	4.516	5.590	0.089	mg/L	21.3
Ni 231.604	0.1969	0.2726	0.002	mg/L	32.2
Pb 220.353	15.27	14.48	0.154	mg/L	5.3
Sb 206.836	0.0370	0.0268	0.002	mg/L	31.9
Se 196.026	0.0005	0.0038	0.001	mg/L	156.6
Sn 189.927	2.491	2.409	0.034	mg/L	3.3
Ti 337.279	0.7712	0.9480	0.000	mg/L	20.6
Tl 190.801	-0.0009	0.0040	0.001	mg/L	309.7
V 292.402	0.1949	0.1918	0.002	mg/L	1.6
Zn 213.857	9.975	8.844	0.032	mg/L	12.0

Sequence No.: 79

Sample ID: BG61341-MS2

Analyst:

Initial Sample Wt:

Dilution:

Autosampler Location: 73

Date Collected: 7/14/2006 3:31:41 PM

Data Type: Original

Initial Sample Vol:

Sample Prep Vol:

Replicate Data: BG61341-MS2

Repl#	Analyte	Net Intensity	Corrected Intensity	Calib. Conc.	Units	Sample Conc.	Units	Analysis Time
1	Y 360.073	2436333.9	2436333.9					15:33:24
1	Ag 328.068†	152828.9	144118.6	0.4590	mg/L	0.4590	mg/L	15:33:30
1	Al 237.313†	273680.7	257615.6	29.32	mg/L	29.32	mg/L	15:33:30
1	As 188.979†	353.3	338.9	0.4755	mg/L	0.4755	mg/L	15:33:50
1	B 182.528†	609.3	608.5	0.5297	mg/L	0.5297	mg/L	15:33:50
1	Ba 233.527†	109820.2	103399.9	0.5567	mg/L	0.5567	mg/L	15:33:30
1	Be 313.107†	274494.9	255837.6	0.0474	mg/L	0.0474	mg/L	15:33:24
1	Ca 315.886†	3219380.2	3024027.6	21.12	mg/L	21.12	mg/L	15:33:24
1	Cd 228.802†	22598.2	20582.4	0.2299	mg/L	0.2299	mg/L	15:33:30
1	Co 228.616†	35677.6	33789.6	0.4614	mg/L	0.4614	mg/L	15:33:30
1	Cr 267.716†	110235.4	102070.6	0.7206	mg/L	0.7206	mg/L	15:33:30
1	Cu 324.752†	6818580.4	6412503.0	24.26	mg/L	24.26	mg/L	15:33:17
1	Fe 238.204†	8686179.4	8171244.7	59.97	mg/L	59.97	mg/L	15:33:17
1	Fe 234.349†	2673840.0	2514795.0	62.52	mg/L	62.52	mg/L	15:33:24
1	Mg 279.077†	213404.1	201785.9	10.25	mg/L	10.25	mg/L	15:33:30
1	Mn 257.610†	1172851.3	1101822.5	1.112	mg/L	1.112	mg/L	15:33:24
1	Mo 202.031†	5749.5	5334.2	0.4542	mg/L	0.4542	mg/L	15:33:50
1	Na 330.237†	26270.6	22535.5	26.76	mg/L	26.76	mg/L	15:33:30
1	Ni 231.604†	38247.6	36091.8	0.6700	mg/L	0.6700	mg/L	15:33:30
1	Pb 220.353†	66377.7	62545.9	6.899	mg/L	6.899	mg/L	15:33:30
1	Sb 206.836†	1981.8	1742.9	0.4289	mg/L	0.4289	mg/L	15:33:50
1	Se 196.026†	624.6	592.8	0.8777	mg/L	0.8777	mg/L	15:33:50
1	Sn 189.927†	10782.8	10075.3	3.396	mg/L	3.396	mg/L	15:33:50
1	Ti 337.279†	841200.0	790849.9	1.175	mg/L	1.175	mg/L	15:33:24
1	Tl 190.801†	558.6	547.8	0.4345	mg/L	0.4345	mg/L	15:33:50

1	V 292.402†	155673.4	144799.6	0.6225 mg/L	0.6225 mg/L	15:33:30
1	Zn 213.857†	983021.3	923704.3	10.89 mg/L	10.89 mg/L	15:33:24
2	Y 360.073	2425535.2	2425535.2			15:34:05
2	Ag 328.068†	156179.6	147925.8	0.4711 mg/L	0.4711 mg/L	15:34:10
2	Al 237.313†	279723.9	264474.0	30.11 mg/L	30.11 mg/L	15:34:10
2	As 188.979†	355.0	342.0	0.4797 mg/L	0.4797 mg/L	15:34:31
2	B 182.528†	614.6	616.1	0.5362 mg/L	0.5362 mg/L	15:34:31
2	Ba 233.527†	112085.4	106000.9	0.5707 mg/L	0.5707 mg/L	15:34:10
2	Be 313.107†	274399.5	256897.3	0.0476 mg/L	0.0476 mg/L	15:34:05
2	Ca 315.886†	3220270.6	3038356.0	21.22 mg/L	21.22 mg/L	15:34:05
2	Cd 228.802†	23047.0	21101.2	0.2358 mg/L	0.2358 mg/L	15:34:10
2	Co 228.616†	36324.6	34550.5	0.4719 mg/L	0.4719 mg/L	15:34:10
2	Cr 267.716†	112346.7	104527.9	0.7380 mg/L	0.7380 mg/L	15:34:10
2	Cu 324.752†	6783172.7	6407602.0	24.25 mg/L	24.25 mg/L	15:33:58
2	Fe 238.204†	8649124.4	8172610.7	59.98 mg/L	59.98 mg/L	15:33:58
2	Fe 234.349†	2674826.2	2526928.7	62.82 mg/L	62.82 mg/L	15:34:05
2	Mg 279.077†	217181.4	206250.1	10.48 mg/L	10.48 mg/L	15:34:10
2	Mn 257.610†	1172479.3	1106384.4	1.117 mg/L	1.117 mg/L	15:34:05
2	Mo 202.031†	5774.8	5382.2	0.4582 mg/L	0.4582 mg/L	15:34:31
2	Na 330.237†	26864.0	23206.5	27.55 mg/L	27.55 mg/L	15:34:10
2	Ni 231.604†	38912.1	36880.1	0.6847 mg/L	0.6847 mg/L	15:34:10
2	Pb 220.353†	67486.6	63872.1	7.045 mg/L	7.045 mg/L	15:34:10
2	Sb 206.836†	1982.3	1751.7	0.4308 mg/L	0.4308 mg/L	15:34:31
2	Se 196.026†	615.7	587.0	0.8692 mg/L	0.8692 mg/L	15:34:31
2	Sn 189.927†	10827.4	10162.6	3.426 mg/L	3.426 mg/L	15:34:31
2	Ti 337.279†	839789.2	793040.5	1.179 mg/L	1.179 mg/L	15:34:05
2	Tl 190.801†	555.8	547.5	0.4341 mg/L	0.4341 mg/L	15:34:31
2	V 292.402†	158786.3	148393.9	0.6379 mg/L	0.6379 mg/L	15:34:10
2	Zn 213.857†	983408.7	928188.6	10.94 mg/L	10.94 mg/L	15:34:05

Mean Data: BG61341-MS2

Analyte	Mean Corrected		Calib		Std.Dev.	Sample		Std.Dev.	RSD
	Intensity	Conc.	Units	Conc.		Units			
Y 360.073	2430934.5						7635.84	0.31%	
Ag 328.068†	146022.2	0.4651	mg/L	0.00857	0.4651	mg/L	0.00857	1.84%	
Al 237.313†	261044.8	29.72	mg/L	0.559	29.72	mg/L	0.559	1.88%	
As 188.979†	340.5	0.4776	mg/L	0.00303	0.4776	mg/L	0.00303	0.63%	
B 182.528†	612.3	0.5330	mg/L	0.00464	0.5330	mg/L	0.00464	0.87%	
Ba 233.527†	104700.4	0.5637	mg/L	0.00993	0.5637	mg/L	0.00993	1.76%	
Be 313.107†	256367.5	0.0475	mg/L	0.00014	0.0475	mg/L	0.00014	0.30%	
Ca 315.886†	3031191.8	21.17	mg/L	0.071	21.17	mg/L	0.071	0.33%	
Cd 228.802†	20841.8	0.2328	mg/L	0.00415	0.2328	mg/L	0.00415	1.78%	
Co 228.616†	34170.1	0.4666	mg/L	0.00742	0.4666	mg/L	0.00742	1.59%	
Cr 267.716†	103299.2	0.7293	mg/L	0.01227	0.7293	mg/L	0.01227	1.68%	
Cu 324.752†	6410052.5	24.25	mg/L	0.013	24.25	mg/L	0.013	0.05%	
Fe 238.204†	8171927.7	59.98	mg/L	0.007	59.98	mg/L	0.007	0.01%	
Fe 234.349†	2520861.9	62.67	mg/L	0.213	62.67	mg/L	0.213	0.34%	
Mg 279.077†	204018.0	10.37	mg/L	0.162	10.37	mg/L	0.162	1.56%	
Mn 257.610†	1104103.4	1.115	mg/L	0.0033	1.115	mg/L	0.0033	0.29%	
Mo 202.031†	5358.2	0.4562	mg/L	0.00289	0.4562	mg/L	0.00289	0.63%	
Na 330.237†	22871.0	27.16	mg/L	0.560	27.16	mg/L	0.560	2.06%	
Ni 231.604†	36486.0	0.6773	mg/L	0.01038	0.6773	mg/L	0.01038	1.53%	
Pb 220.353†	63209.0	6.972	mg/L	0.1035	6.972	mg/L	0.1035	1.48%	
Sb 206.836†	1747.3	0.4298	mg/L	0.00140	0.4298	mg/L	0.00140	0.33%	
Se 196.026†	589.9	0.8734	mg/L	0.00602	0.8734	mg/L	0.00602	0.69%	
Sn 189.927†	10118.9	3.411	mg/L	0.0208	3.411	mg/L	0.0208	0.61%	
Ti 337.279†	791945.2	1.177	mg/L	0.0023	1.177	mg/L	0.0023	0.20%	
Tl 190.801†	547.7	0.4343	mg/L	0.00025	0.4343	mg/L	0.00025	0.06%	
V 292.402†	146596.7	0.6302	mg/L	0.01096	0.6302	mg/L	0.01096	1.74%	
Zn 213.857†	925946.4	10.91	mg/L	0.037	10.91	mg/L	0.037	0.34%	

Matrix Recovery Check: BG61341-MS2

Analyte	Expected		Measured		Std. Dev.	Units	Recovery (%)
	Conc.		Conc.				
Ag 328.068	0.6407		0.4651		0.009	mg/L	29.7
Al 237.313	24.13		29.72		0.559	mg/L	323.7
As 188.979	0.5268		0.4776		0.003	mg/L	90.2
B 182.528	0.5311		0.5330		0.005	mg/L	100.4
Ba 233.527	0.5988		0.5637		0.010	mg/L	93.0

Be 313.107	0.0511	0.0475	0.000	mg/L	92.9
Ca 315.886	15.22	21.17	0.071	mg/L	219.2
Cd 228.802	0.2574	0.2328	0.004	mg/L	90.2
Co 228.616	0.5110	0.4666	0.007	mg/L	91.1
Cr 267.716	0.7010	0.7293	0.012	mg/L	105.7
Cu 324.752	22.66	24.25	0.013	mg/L	419.4
Fe 238.204	48.92	59.98	0.007	mg/L	542.1
Fe 234.349	50.12	62.67	0.213	mg/L	602.0
Mg 279.077	10.44	10.37	0.162	mg/L	98.5
Mn 257.610	1.108	1.115	0.003	mg/L	101.5
Mo 202.031	0.5068	0.4562	0.003	mg/L	89.9
Na 330.237	29.52	27.16	0.560	mg/L	90.6
Ni 231.604	0.6969	0.6773	0.010	mg/L	96.1
Pb 220.353	15.77	6.972	0.103	mg/L	-1659.4
Sb 206.836	0.5370	0.4298	0.001	mg/L	78.6
Se 196.026	1.000	0.8734	0.006	mg/L	87.3
Sn 189.927	2.991	3.411	0.021	mg/L	183.9
Ti 337.279	1.271	1.177	0.002	mg/L	81.2
Tl 190.801	0.4991	0.4343	0.000	mg/L	87.0
V 292.402	0.6949	0.6302	0.011	mg/L	87.1
Zn 213.857	10.47	10.91	0.037	mg/L	187.4

Sequence No.: 80
Sample ID: BG61341-SD2
Analyst:
Initial Sample Wt:
Dilution:

Autosampler Location: 74
Date Collected: 7/14/2006 3:36:09 PM
Data Type: Original
Initial Sample Vol:
Sample Prep Vol:

Replicate Data: BG61341-SD2

Repl#	Analyte	Net Intensity	Corrected Intensity	Calib. Conc. Units	Sample Conc. Units	Analysis Time
1	Y 360.073	2379604.4	2379604.4			15:37:43
1	Ag 328.068†	25670.5	25042.3	0.0799 mg/L	0.0799 mg/L	15:37:48
1	Al 237.313†	40787.6	39385.2	4.480 mg/L	4.480 mg/L	15:37:48
1	As 188.979†	1.3	7.8	0.0090 mg/L	0.0090 mg/L	15:38:09
1	B 182.528†	4.6	39.6	0.0340 mg/L	0.0340 mg/L	15:38:09
1	Ba 233.527†	3844.4	3766.1	0.0188 mg/L	0.0188 mg/L	15:38:09
1	Be 313.107†	3931.5	1333.8	0.0001 mg/L	0.0001 mg/L	15:37:43
1	Ca 315.886†	318765.8	301788.4	2.085 mg/L	2.085 mg/L	15:37:43
1	Cd 228.802†	878.8	164.7	0.0006 mg/L	0.0006 mg/L	15:38:09
1	Co 228.616†	31.0	247.8	0.0006 mg/L	0.0006 mg/L	15:38:09
1	Cr 267.716†	7640.6	5703.4	0.0386 mg/L	0.0386 mg/L	15:37:48
1	Cu 324.752†	1248276.1	1199018.0	4.538 mg/L	4.538 mg/L	15:37:43
1	Fe 238.204†	1407474.1	1353777.5	9.926 mg/L	9.926 mg/L	15:37:43
1	Fe 234.349†	418590.2	402063.5	9.990 mg/L	9.990 mg/L	15:37:43
1	Mg 279.077†	22021.1	22194.4	1.113 mg/L	1.113 mg/L	15:37:48
1	Mn 257.610†	129040.5	122523.0	0.1205 mg/L	0.1205 mg/L	15:37:48
1	Mo 202.031†	96.1	16.7	0.0008 mg/L	0.0008 mg/L	15:38:09
1	Na 330.237†	2919.3	628.2	1.179 mg/L	1.179 mg/L	15:37:48
1	Ni 231.604†	2219.9	2240.6	0.0396 mg/L	0.0396 mg/L	15:38:09
1	Pb 220.353†	29748.5	28746.4	3.169 mg/L	3.169 mg/L	15:37:48
1	Sb 206.836†	158.8	31.1	0.0067 mg/L	0.0067 mg/L	15:38:09
1	Se 196.026†	-1.8	3.4	0.0051 mg/L	0.0051 mg/L	15:38:09
1	Sn 189.927†	1658.9	1527.3	0.5112 mg/L	0.5112 mg/L	15:38:09
1	Ti 337.279†	110461.9	105725.6	0.1559 mg/L	0.1559 mg/L	15:37:43
1	Tl 190.801†	-9.1	13.5	0.0101 mg/L	0.0101 mg/L	15:38:09
1	V 292.402†	11285.6	9188.2	0.0384 mg/L	0.0384 mg/L	15:37:48
1	Zn 213.857†	192121.2	183801.1	2.165 mg/L	2.165 mg/L	15:37:43
2	Y 360.073	2386463.7	2386463.7			15:38:16
2	Ag 328.068†	25836.0	25130.2	0.0802 mg/L	0.0802 mg/L	15:38:21
2	Al 237.313†	40996.4	39472.9	4.491 mg/L	4.491 mg/L	15:38:21
2	As 188.979†	-3.0	3.7	0.0032 mg/L	0.0032 mg/L	15:38:41
2	B 182.528†	-1.9	33.4	0.0285 mg/L	0.0285 mg/L	15:38:41
2	Ba 233.527†	3854.0	3764.7	0.0188 mg/L	0.0188 mg/L	15:38:41
2	Be 313.107†	3895.3	1288.2	0.0001 mg/L	0.0001 mg/L	15:38:16
2	Ca 315.886†	317754.7	299934.3	2.072 mg/L	2.072 mg/L	15:38:16
2	Cd 228.802†	861.4	145.6	0.0004 mg/L	0.0004 mg/L	15:38:41
2	Co 228.616†	18.5	235.7	0.0005 mg/L	0.0005 mg/L	15:38:41
2	Cr 267.716†	7649.6	5690.9	0.0385 mg/L	0.0385 mg/L	15:38:21

2	Cu 324.752†	1251341.4	1198506.0	4.536 mg/L	4.536 mg/L	15:38:16
2	Fe 238.204†	1404781.2	1347293.2	9.878 mg/L	9.878 mg/L	15:38:16
2	Fe 234.349†	417308.8	399673.5	9.930 mg/L	9.930 mg/L	15:38:16
2	Mg 279.077†	22213.6	22318.4	1.120 mg/L	1.120 mg/L	15:38:21
2	Mn 257.610†	129735.3	122833.1	0.1209 mg/L	0.1209 mg/L	15:38:21
2	Mo 202.031†	90.3	10.8	0.0003 mg/L	0.0003 mg/L	15:38:41
2	Na 330.237†	2866.4	569.2	1.109 mg/L	1.109 mg/L	15:38:21
2	Ni 231.604†	2210.9	2225.9	0.0393 mg/L	0.0393 mg/L	15:38:41
2	Pb 220.353†	29905.8	28815.0	3.177 mg/L	3.177 mg/L	15:38:21
2	Sb 206.836†	158.9	30.7	0.0066 mg/L	0.0066 mg/L	15:38:41
2	Se 196.026†	-1.7	3.4	0.0052 mg/L	0.0052 mg/L	15:38:41
2	Sn 189.927†	1674.0	1537.2	0.5145 mg/L	0.5145 mg/L	15:38:41
2	Ti 337.279†	110594.4	105547.0	0.1556 mg/L	0.1556 mg/L	15:38:16
2	Tl 190.801†	-12.5	10.2	0.0076 mg/L	0.0076 mg/L	15:38:41
2	V 292.402†	11382.7	9250.2	0.0387 mg/L	0.0387 mg/L	15:38:21
2	Zn 213.857†	192143.4	183290.4	2.159 mg/L	2.159 mg/L	15:38:16

Mean Data: BG61341-SD2

Analyte	Mean Corrected Intensity	Calib Conc. Units	Std.Dev.	Sample Conc. Units	Std.Dev.	RSD
Y 360.073	2383034.0				4850.25	0.20%
Ag 328.068†	25086.2	0.0800 mg/L	0.00020	0.0800 mg/L	0.00020	0.25%
Al 237.313†	39429.1	4.485 mg/L	0.0074	4.485 mg/L	0.0074	0.17%
As 188.979†	5.7	0.0061 mg/L	0.00406	0.0061 mg/L	0.00406	66.46%
B 182.528†	36.5	0.0312 mg/L	0.00387	0.0312 mg/L	0.00387	12.38%
Ba 233.527†	3765.4	0.0188 mg/L	0.00001	0.0188 mg/L	0.00001	0.03%
Be 313.107†	1311.0	0.0001 mg/L	0.00001	0.0001 mg/L	0.00001	6.59%
Ca 315.886†	300861.3	2.078 mg/L	0.0092	2.078 mg/L	0.0092	0.44%
Cd 228.802†	155.2	0.0005 mg/L	0.00014	0.0005 mg/L	0.00014	29.14%
Co 228.616†	241.8	0.0006 mg/L	0.00012	0.0006 mg/L	0.00012	21.35%
Cr 267.716†	5697.1	0.0386 mg/L	0.00006	0.0386 mg/L	0.00006	0.17%
Cu 324.752†	1198762.0	4.537 mg/L	0.0014	4.537 mg/L	0.0014	0.03%
Fe 238.204†	1350535.4	9.902 mg/L	0.0337	9.902 mg/L	0.0337	0.34%
Fe 234.349†	400868.5	9.960 mg/L	0.0420	9.960 mg/L	0.0420	0.42%
Mg 279.077†	22256.4	1.117 mg/L	0.0046	1.117 mg/L	0.0046	0.41%
Mn 257.610†	122678.1	0.1207 mg/L	0.00022	0.1207 mg/L	0.00022	0.18%
Mo 202.031†	13.8	0.0005 mg/L	0.00035	0.0005 mg/L	0.00035	67.42%
Na 330.237†	598.7	1.144 mg/L	0.0493	1.144 mg/L	0.0493	4.31%
Ni 231.604†	2233.2	0.0394 mg/L	0.00019	0.0394 mg/L	0.00019	0.49%
Pb 220.353†	28780.7	3.173 mg/L	0.0054	3.173 mg/L	0.0054	0.17%
Sb 206.836†	30.9	0.0067 mg/L	0.00006	0.0067 mg/L	0.00006	0.95%
Se 196.026†	3.4	0.0052 mg/L	0.00006	0.0052 mg/L	0.00006	1.20%
Sn 189.927†	1532.2	0.5128 mg/L	0.00236	0.5128 mg/L	0.00236	0.46%
Ti 337.279†	105636.3	0.1558 mg/L	0.00019	0.1558 mg/L	0.00019	0.12%
Tl 190.801†	11.8	0.0089 mg/L	0.00178	0.0089 mg/L	0.00178	20.08%
V 292.402†	9219.2	0.0386 mg/L	0.00019	0.0386 mg/L	0.00019	0.49%
Zn 213.857†	183545.8	2.162 mg/L	0.0043	2.162 mg/L	0.0043	0.20%

Dilution Check: BG61341-SD2

Analyte	Expected Conc.	Measured Conc.	Std. Dev.	Units	Difference (%)
Y 360.073			0.000	mg/L	Not calculated
Ag 328.068	0.0781	0.0800	0.000	mg/L	2.4
Al 237.313	4.325	4.485	0.007	mg/L	3.7
As 188.979	0.0054	0.0061	0.004	mg/L	13.9
B 182.528	0.0062	0.0312	0.004	mg/L	402.1
Ba 233.527	0.0198	0.0188	0.000	mg/L	4.6
Be 313.107	0.0002	0.0001	0.000	mg/L	57.9
Ca 315.886	2.043	2.078	0.009	mg/L	1.7
Cd 228.802	0.0015	0.0005	0.000	mg/L	67.3
Co 228.616	0.0022	0.0006	0.000	mg/L	74.9
Cr 267.716	0.0402	0.0386	0.000	mg/L	4.1
Cu 324.752	4.432	4.537	0.001	mg/L	2.4
Fe 238.204	9.285	9.902	0.034	mg/L	6.6
Fe 234.349	9.524	9.960	0.042	mg/L	4.6
Mg 279.077	1.089	1.117	0.005	mg/L	2.6
Mn 257.610	0.1215	0.1207	0.000	mg/L	0.7
Mo 202.031	0.0014	0.0005	0.000	mg/L	61.7
Na 330.237	0.9031	1.144	0.049	mg/L	26.6

Ni 231.604	0.0394	0.0394	0.000	mg/L	0.1
Pb 220.353	3.054	3.173	0.005	mg/L	3.9
Sb 206.836	0.0074	0.0067	0.000	mg/L	10.2
Se 196.026	0.0001	0.0052	0.000	mg/L	5421.7
Sn 189.927	0.4982	0.5128	0.002	mg/L	2.9
Ti 337.279	0.1542	0.1558	0.000	mg/L	1.0
Tl 190.801	-0.0002	0.0089	0.002	mg/L	-5284.8
V 292.402	0.0390	0.0386	0.000	mg/L	1.1
Zn 213.857	1.995	2.162	0.004	mg/L	8.4

Sequence No.: 81
Sample ID: BG61341-PDS2
Analyst:
Initial Sample Wt:
Dilution:

Autosampler Location: 75
Date Collected: 7/14/2006 3:40:20 PM
Data Type: Original
Initial Sample Vol:
Sample Prep Vol:

Replicate Data: BG61341-PDS2

Repl#	Analyte	Net Intensity	Corrected Intensity	Calib. Conc. Units	Sample Conc. Units	Analysis Time
1	Y 360.073	2392558.8	2392558.8			15:42:03
1	Ag 328.068†	205318.4	197044.5	0.6275 mg/L	0.6275 mg/L	15:42:09
1	Al 237.313†	220383.5	211258.9	24.06 mg/L	24.06 mg/L	15:42:09
1	As 188.979†	380.3	370.9	0.5204 mg/L	0.5204 mg/L	15:42:29
1	B 182.528†	597.1	607.3	0.5286 mg/L	0.5286 mg/L	15:42:29
1	Ba 233.527†	112625.7	107978.8	0.5814 mg/L	0.5814 mg/L	15:42:09
1	Be 313.107†	290639.5	276032.9	0.0511 mg/L	0.0511 mg/L	15:42:03
1	Ca 315.886†	2262077.1	2162179.1	15.10 mg/L	15.10 mg/L	15:42:03
1	Cd 228.802†	23964.9	22281.0	0.2493 mg/L	0.2493 mg/L	15:42:09
1	Co 228.616†	38102.5	36727.3	0.5018 mg/L	0.5018 mg/L	15:42:09
1	Cr 267.716†	105265.9	99206.7	0.6998 mg/L	0.6998 mg/L	15:42:09
1	Cu 324.752†	6116246.0	5856926.8	22.16 mg/L	22.16 mg/L	15:41:56
1	Fe 238.204†	6883005.0	6593012.3	48.39 mg/L	48.39 mg/L	15:41:56
1	Fe 234.349†	2079823.1	1991650.1	49.51 mg/L	49.51 mg/L	15:42:03
1	Mg 279.077†	207570.8	199870.6	10.18 mg/L	10.18 mg/L	15:42:09
1	Mn 257.610†	1132667.7	1083511.3	1.094 mg/L	1.094 mg/L	15:42:03
1	Mo 202.031†	6332.4	5991.7	0.5088 mg/L	0.5088 mg/L	15:42:29
1	Na 330.237†	26913.5	23603.8	28.00 mg/L	28.00 mg/L	15:42:09
1	Ni 231.604†	38787.7	37267.9	0.6919 mg/L	0.6919 mg/L	15:42:09
1	Pb 220.353†	146968.2	140909.4	15.54 mg/L	15.54 mg/L	15:42:09
1	Sb 206.836†	2296.0	2078.1	0.5134 mg/L	0.5134 mg/L	15:42:29
1	Se 196.026†	683.5	660.0	0.9771 mg/L	0.9771 mg/L	15:42:29
1	Sn 189.927†	9399.9	8935.9	3.012 mg/L	3.012 mg/L	15:42:29
1	Ti 337.279†	886533.8	848770.5	1.262 mg/L	1.262 mg/L	15:42:03
1	Tl 190.801†	615.2	611.7	0.4833 mg/L	0.4833 mg/L	15:42:29
1	V 292.402†	169433.9	160664.8	0.6901 mg/L	0.6901 mg/L	15:42:09
1	Zn 213.857†	933514.8	893191.8	10.53 mg/L	10.53 mg/L	15:42:03
2	Y 360.073	2447777.1	2447777.1			15:42:44
2	Ag 328.068†	205494.2	192771.1	0.6139 mg/L	0.6139 mg/L	15:42:49
2	Al 237.313†	220182.1	206306.5	23.49 mg/L	23.49 mg/L	15:42:49
2	As 188.979†	383.1	365.3	0.5126 mg/L	0.5126 mg/L	15:43:09
2	B 182.528†	593.2	590.7	0.5142 mg/L	0.5142 mg/L	15:43:09
2	Ba 233.527†	112991.4	105886.8	0.5701 mg/L	0.5701 mg/L	15:42:49
2	Be 313.107†	296192.5	274951.4	0.0509 mg/L	0.0509 mg/L	15:42:44
2	Ca 315.886†	2305929.8	2154354.8	15.04 mg/L	15.04 mg/L	15:42:44
2	Cd 228.802†	23987.3	21783.9	0.2437 mg/L	0.2437 mg/L	15:42:49
2	Co 228.616†	38097.0	35898.5	0.4904 mg/L	0.4904 mg/L	15:42:49
2	Cr 267.716†	105346.6	97006.9	0.6843 mg/L	0.6843 mg/L	15:42:49
2	Cu 324.752†	6182480.4	5786755.7	21.90 mg/L	21.90 mg/L	15:42:37
2	Fe 238.204†	6930236.6	6488470.0	47.62 mg/L	47.62 mg/L	15:42:37
2	Fe 234.349†	2119908.1	1984236.5	49.33 mg/L	49.33 mg/L	15:42:44
2	Mg 279.077†	207754.5	195556.0	9.958 mg/L	9.958 mg/L	15:42:49
2	Mn 257.610†	1155103.0	1080040.7	1.090 mg/L	1.090 mg/L	15:42:44
2	Mo 202.031†	6363.2	5883.7	0.4997 mg/L	0.4997 mg/L	15:43:09
2	Na 330.237†	26958.9	23064.6	27.36 mg/L	27.36 mg/L	15:42:49
2	Ni 231.604†	38795.0	36436.3	0.6764 mg/L	0.6764 mg/L	15:42:49
2	Pb 220.353†	147310.7	138053.4	15.23 mg/L	15.23 mg/L	15:42:49
2	Sb 206.836†	2315.5	2046.8	0.5057 mg/L	0.5057 mg/L	15:43:09
2	Se 196.026†	677.5	639.6	0.9470 mg/L	0.9470 mg/L	15:43:09
2	Sn 189.927†	9438.6	8769.0	2.956 mg/L	2.956 mg/L	15:43:09

2	Ti 337.279†	905498.7	847369.8	1.260 mg/L	1.260 mg/L	15:42:44
2	Tl 190.801†	618.0	601.0	0.4752 mg/L	0.4752 mg/L	15:43:09
2	V 292.402†	169332.5	156907.4	0.6739 mg/L	0.6739 mg/L	15:42:49
2	Zn 213.857†	949471.3	887958.1	10.46 mg/L	10.46 mg/L	15:42:44

Mean Data: BG61341-PDS2

Analyte	Mean Corrected		Calib		Std.Dev.	Sample		RSD
	Intensity	Conc.	Units	Conc.		Units	Std.Dev.	
Y 360.073	2420167.9							
Ag 328.068†	194907.8	0.6207	mg/L	0.00962	0.6207	mg/L	39045.22	1.61%
Al 237.313†	208782.6	23.77	mg/L	0.404	23.77	mg/L	0.00962	1.55%
As 188.979†	368.1	0.5165	mg/L	0.00552	0.5165	mg/L	0.404	1.70%
B 182.528†	599.0	0.5214	mg/L	0.01023	0.5214	mg/L	0.00552	1.07%
Ba 233.527†	106932.8	0.5758	mg/L	0.00798	0.5758	mg/L	0.01023	1.96%
Be 313.107†	275492.2	0.0510	mg/L	0.00014	0.0510	mg/L	0.00798	1.39%
Ca 315.886†	2158266.9	15.07	mg/L	0.039	15.07	mg/L	0.00014	0.28%
Cd 228.802†	22032.5	0.2465	mg/L	0.00397	0.2465	mg/L	0.039	0.26%
Co 228.616†	36312.9	0.4961	mg/L	0.00808	0.4961	mg/L	0.00397	1.61%
Cr 267.716†	98106.8	0.6920	mg/L	0.01098	0.6920	mg/L	0.00808	1.63%
Cu 324.752†	5821841.2	22.03	mg/L	0.188	22.03	mg/L	0.01098	1.59%
Fe 238.204†	6540741.2	48.00	mg/L	0.543	48.00	mg/L	0.188	0.85%
Fe 234.349†	1987943.3	49.42	mg/L	0.130	49.42	mg/L	0.543	1.13%
Mg 279.077†	197713.3	10.07	mg/L	0.157	10.07	mg/L	0.130	0.26%
Mn 257.610†	1081776.0	1.092	mg/L	0.0025	1.092	mg/L	0.157	1.56%
Mo 202.031†	5937.7	0.5043	mg/L	0.00647	0.5043	mg/L	0.0025	0.23%
Na 330.237†	23334.2	27.68	mg/L	0.449	27.68	mg/L	0.00647	1.28%
Ni 231.604†	36852.1	0.6841	mg/L	0.01095	0.6841	mg/L	0.449	1.62%
Pb 220.353†	139481.4	15.38	mg/L	0.223	15.38	mg/L	0.01095	1.60%
Sb 206.836†	2062.4	0.5096	mg/L	0.00543	0.5096	mg/L	0.223	1.45%
Se 196.026†	649.8	0.9621	mg/L	0.02132	0.9621	mg/L	0.00543	1.07%
Sn 189.927†	8852.4	2.984	mg/L	0.0398	2.984	mg/L	0.02132	2.22%
Ti 337.279†	848070.2	1.261	mg/L	0.0015	1.261	mg/L	0.0398	1.33%
Tl 190.801†	606.3	0.4793	mg/L	0.00577	0.4793	mg/L	0.0015	0.12%
V 292.402†	158786.1	0.6820	mg/L	0.01144	0.6820	mg/L	0.00577	1.20%
Zn 213.857†	890574.9	10.50	mg/L	0.044	10.50	mg/L	0.01144	1.68%

Matrix Recovery Check: BG61341-PDS2

Analyte	Expected	Measured	Std.	Units	Recovery
	Conc.	Conc.	Dev.		(%)
Ag 328.068	0.6407	0.6207	0.010	mg/L	92.0
Al 237.313	24.13	23.77	0.404	mg/L	85.9
As 188.979	0.5268	0.5165	0.006	mg/L	97.9
B 182.528	0.5311	0.5214	0.010	mg/L	98.1
Ba 233.527	0.5988	0.5758	0.008	mg/L	95.4
Be 313.107	0.0511	0.0510	0.000	mg/L	99.9
Ca 315.886	15.22	15.07	0.039	mg/L	97.1
Cd 228.802	0.2574	0.2465	0.004	mg/L	95.6
Co 228.616	0.5110	0.4961	0.008	mg/L	97.0
Cr 267.716	0.7010	0.6920	0.011	mg/L	98.2
Cu 324.752	22.66	22.03	0.188	mg/L	-25.7
Fe 238.204	48.92	48.00	0.543	mg/L	63.2
Fe 234.349	50.12	49.42	0.130	mg/L	71.9
Mg 279.077	10.44	10.07	0.157	mg/L	92.5
Mn 257.610	1.108	1.092	0.002	mg/L	96.9
Mo 202.031	0.5068	0.5043	0.006	mg/L	99.5
Na 330.237	29.52	27.68	0.449	mg/L	92.7
Ni 231.604	0.6969	0.6841	0.011	mg/L	97.4
Pb 220.353	15.77	15.38	0.223	mg/L	22.9
Sb 206.836	0.5370	0.5096	0.005	mg/L	94.5
Se 196.026	1.000	0.9621	0.021	mg/L	96.2
Sn 189.927	2.991	2.984	0.040	mg/L	98.6
Ti 337.279	1.271	1.261	0.001	mg/L	97.9
Tl 190.801	0.4991	0.4793	0.006	mg/L	96.0
V 292.402	0.6949	0.6820	0.011	mg/L	97.4
Zn 213.857	10.47	10.50	0.044	mg/L	104.2

Sequence No.: 82
Sample ID: CCVAutosampler Location: 3
Date Collected: 7/14/2006 3:44:48 PM

2	Ti 337.279†	905498.7	847369.8	1.260 mg/L	1.260 mg/L	15:42:44
2	Tl 190.801†	618.0	601.0	0.4752 mg/L	0.4752 mg/L	15:43:09
2	V 292.402†	169332.5	156907.4	0.6739 mg/L	0.6739 mg/L	15:42:49
2	Zn 213.857†	949471.3	887958.1	10.46 mg/L	10.46 mg/L	15:42:44

Mean Data: BG61341-PDS2

Analyte	Mean Corrected Intensity	Conc.	Calib Units	Std.Dev.	Conc.	Sample Units	Std.Dev.	RSD
Y 360.073	2420167.9						39045.22	1.61%
Ag 328.068†	194907.8	0.6207	mg/L	0.00962	0.6207	mg/L	0.00962	1.55%
Al 237.313†	208782.6	23.77	mg/L	0.404	23.77	mg/L	0.404	1.70%
As 188.979†	368.1	0.5165	mg/L	0.00552	0.5165	mg/L	0.00552	1.07%
B 182.528†	599.0	0.5214	mg/L	0.01023	0.5214	mg/L	0.01023	1.96%
Ba 233.527†	106932.8	0.5758	mg/L	0.00798	0.5758	mg/L	0.00798	1.39%
Be 313.107†	275492.2	0.0510	mg/L	0.00014	0.0510	mg/L	0.00014	0.28%
Ca 315.886†	2158266.9	15.07	mg/L	0.039	15.07	mg/L	0.039	0.26%
Cd 228.802†	22032.5	0.2465	mg/L	0.00397	0.2465	mg/L	0.00397	1.61%
Co 228.616†	36312.9	0.4961	mg/L	0.00808	0.4961	mg/L	0.00808	1.63%
Cr 267.716†	98106.8	0.6920	mg/L	0.01098	0.6920	mg/L	0.01098	1.59%
Cu 324.752†	5821841.2	22.03	mg/L	0.188	22.03	mg/L	0.188	0.85%
Fe 238.204†	6540741.2	48.00	mg/L	0.543	48.00	mg/L	0.543	1.13%
Fe 234.349†	1987943.3	49.42	mg/L	0.130	49.42	mg/L	0.130	0.26%
Mg 279.077†	197713.3	10.07	mg/L	0.157	10.07	mg/L	0.157	1.56%
Mn 257.610†	1081776.0	1.092	mg/L	0.0025	1.092	mg/L	0.0025	0.23%
Mo 202.031†	5937.7	0.5043	mg/L	0.00647	0.5043	mg/L	0.00647	1.28%
Na 330.237†	23334.2	27.68	mg/L	0.449	27.68	mg/L	0.449	1.62%
Ni 231.604†	36852.1	0.6841	mg/L	0.01095	0.6841	mg/L	0.01095	1.60%
Pb 220.353†	139481.4	15.38	mg/L	0.223	15.38	mg/L	0.223	1.45%
Sb 206.836†	2062.4	0.5096	mg/L	0.00543	0.5096	mg/L	0.00543	1.07%
Se 196.026†	649.8	0.9621	mg/L	0.02132	0.9621	mg/L	0.02132	2.22%
Sn 189.927†	8852.4	2.984	mg/L	0.0398	2.984	mg/L	0.0398	1.33%
Ti 337.279†	848070.2	1.261	mg/L	0.0015	1.261	mg/L	0.0015	0.12%
Tl 190.801†	606.3	0.4793	mg/L	0.00577	0.4793	mg/L	0.00577	1.20%
V 292.402†	158786.1	0.6820	mg/L	0.01144	0.6820	mg/L	0.01144	1.68%
Zn 213.857†	890574.9	10.50	mg/L	0.044	10.50	mg/L	0.044	0.41%

Matrix Recovery Check: BG61341-PDS2

Analyte	Expected Conc.	Measured Conc.	Std. Dev.	Units	Recovery (%)
Ag 328.068	0.6407	0.6207	0.010	mg/L	92.0
Al 237.313	24.13	23.77	0.404	mg/L	85.9
As 188.979	0.5268	0.5165	0.006	mg/L	97.9
B 182.528	0.5311	0.5214	0.010	mg/L	98.1
Ba 233.527	0.5988	0.5758	0.008	mg/L	95.4
Be 313.107	0.0511	0.0510	0.000	mg/L	99.9
Ca 315.886	15.22	15.07	0.039	mg/L	97.1
Cd 228.802	0.2574	0.2465	0.004	mg/L	95.6
Co 228.616	0.5110	0.4961	0.008	mg/L	97.0
Cr 267.716	0.7010	0.6920	0.011	mg/L	98.2
Cu 324.752	22.66	22.03	0.188	mg/L	-25.7
Fe 238.204	48.92	48.00	0.543	mg/L	63.2
Fe 234.349	50.12	49.42	0.130	mg/L	71.9
Mg 279.077	10.44	10.07	0.157	mg/L	92.5
Mn 257.610	1.108	1.092	0.002	mg/L	96.9
Mo 202.031	0.5068	0.5043	0.006	mg/L	99.5
Na 330.237	29.52	27.68	0.449	mg/L	92.7
Ni 231.604	0.6969	0.6841	0.011	mg/L	97.4
Pb 220.353	15.77	15.38	0.223	mg/L	22.9
Sb 206.836	0.5370	0.5096	0.005	mg/L	94.5
Se 196.026	1.000	0.9621	0.021	mg/L	96.2
Sn 189.927	2.991	2.984	0.040	mg/L	98.6
Ti 337.279	1.271	1.261	0.001	mg/L	97.9
Tl 190.801	0.4991	0.4793	0.006	mg/L	96.0
V 292.402	0.6949	0.6820	0.011	mg/L	97.4
Zn 213.857	10.47	10.50	0.044	mg/L	104.2

Sequence No.: 82
Sample ID: CCVAutosampler Location: 3
Date Collected: 7/14/2006 3:44:48 PM

Analyst:
Initial Sample Wt:
Dilution:

Data Type: Original
Initial Sample Vol:
Sample Prep Vol:

Replicate Data: CCV

Repl#	Analyte	Net		Corrected		Calib.		Sample		Analysis Time
		Intensity	2366325.3	Intensity	2366325.3	Conc.	Units	Conc.	Units	
1	Y 360.073									15:46:22
1	Ag 328.068†	79872.7		77692.7		0.2476	mg/L	0.2476	mg/L	15:46:27
1	Al 237.313†	22068.1		21470.1		2.460	mg/L	2.460	mg/L	15:46:27
1	As 188.979†	379.5		374.2		0.5206	mg/L	0.5206	mg/L	15:46:47
1	B 182.528†	607.3		623.5		0.5428	mg/L	0.5428	mg/L	15:46:47
1	Ba 233.527†	94516.8		91631.1		0.4932	mg/L	0.4932	mg/L	15:46:27
1	Be 313.107†	285449.5		274092.1		0.0506	mg/L	0.0506	mg/L	15:46:22
1	Ca 315.886†	757969.1		729015.6		5.073	mg/L	5.073	mg/L	15:46:22
1	Cd 228.802†	23084.0		21682.1		0.2437	mg/L	0.2437	mg/L	15:46:27
1	Co 228.616†	37057.9		36120.0		0.4951	mg/L	0.4951	mg/L	15:46:27
1	Cr 267.716†	74608.2		70623.4		0.4960	mg/L	0.4960	mg/L	15:46:27
1	Cu 324.752†	169653.5		160787.7		0.6099	mg/L	0.6099	mg/L	15:46:27
1	Fe 238.204†	352144.8		338974.7		2.477	mg/L	2.477	mg/L	15:46:27
1	Fe 234.349†	104055.2		99602.4		2.464	mg/L	2.464	mg/L	15:46:27
1	Mg 279.077†	98341.1		96252.9		4.942	mg/L	4.942	mg/L	15:46:27
1	Mn 257.610†	524848.1		506682.4		0.5087	mg/L	0.5087	mg/L	15:46:22
1	Mo 202.031†	6255.2		5984.2		0.5048	mg/L	0.5048	mg/L	15:46:47
1	Na 330.237†	22335.9		19454.9		23.56	mg/L	23.56	mg/L	15:46:27
1	Ni 231.604†	27600.4		26841.5		0.4976	mg/L	0.4976	mg/L	15:46:27
1	Pb 220.353†	4697.2		4637.3		0.5122	mg/L	0.5122	mg/L	15:46:47
1	Sb 206.836†	2182.4		1992.4		0.4943	mg/L	0.4943	mg/L	15:46:47
1	Se 196.026†	697.1		680.4		1.007	mg/L	1.007	mg/L	15:46:47
1	Sn 189.927†	1642.6		1520.3		0.5097	mg/L	0.5097	mg/L	15:46:47
1	Ti 337.279†	357544.2		345698.2		0.5130	mg/L	0.5130	mg/L	15:46:22
1	Tl 190.801†	650.0		651.9		0.5058	mg/L	0.5058	mg/L	15:46:47
1	V 292.402†	121818.3		116334.2		0.4997	mg/L	0.4997	mg/L	15:46:27
1	Zn 213.857†	46014.6		43290.4		0.5057	mg/L	0.5057	mg/L	15:46:27
2	Y 360.073	2335779.3		2335779.3						15:46:54
2	Ag 328.068†	81548.1		80349.0		0.2560	mg/L	0.2560	mg/L	15:47:00
2	Al 237.313†	22585.7		22257.8		2.550	mg/L	2.550	mg/L	15:47:00
2	As 188.979†	384.4		383.8		0.5339	mg/L	0.5339	mg/L	15:47:20
2	B 182.528†	609.5		633.4		0.5514	mg/L	0.5514	mg/L	15:47:20
2	Ba 233.527†	96536.8		94811.2		0.5104	mg/L	0.5104	mg/L	15:47:00
2	Be 313.107†	282995.0		275299.6		0.0509	mg/L	0.0509	mg/L	15:46:54
2	Ca 315.886†	750029.0		730825.6		5.086	mg/L	5.086	mg/L	15:46:54
2	Cd 228.802†	23463.3		22346.8		0.2512	mg/L	0.2512	mg/L	15:47:00
2	Co 228.616†	37867.8		37384.4		0.5126	mg/L	0.5126	mg/L	15:47:00
2	Cr 267.716†	76147.2		73079.3		0.5133	mg/L	0.5133	mg/L	15:47:00
2	Cu 324.752†	169890.3		163169.6		0.6189	mg/L	0.6189	mg/L	15:47:00
2	Fe 238.204†	359353.7		350511.5		2.562	mg/L	2.562	mg/L	15:47:00
2	Fe 234.349†	106108.6		102936.0		2.547	mg/L	2.547	mg/L	15:47:00
2	Mg 279.077†	100421.9		99541.1		5.111	mg/L	5.111	mg/L	15:47:00
2	Mn 257.610†	519467.1		508050.7		0.5101	mg/L	0.5101	mg/L	15:46:54
2	Mo 202.031†	6268.8		6076.8		0.5126	mg/L	0.5126	mg/L	15:47:20
2	Na 330.237†	22713.5		20108.5		24.33	mg/L	24.33	mg/L	15:47:00
2	Ni 231.604†	28158.9		27739.4		0.5143	mg/L	0.5143	mg/L	15:47:00
2	Pb 220.353†	4702.9		4702.4		0.5194	mg/L	0.5194	mg/L	15:47:20
2	Sb 206.836†	2180.7		2018.4		0.5006	mg/L	0.5006	mg/L	15:47:20
2	Se 196.026†	689.5		681.8		1.010	mg/L	1.010	mg/L	15:47:20
2	Sn 189.927†	1630.5		1529.3		0.5127	mg/L	0.5127	mg/L	15:47:20
2	Ti 337.279†	354446.4		347187.7		0.5152	mg/L	0.5152	mg/L	15:46:54
2	Tl 190.801†	660.0		670.0		0.5196	mg/L	0.5196	mg/L	15:47:20
2	V 292.402†	124371.2		120383.3		0.5171	mg/L	0.5171	mg/L	15:47:00
2	Zn 213.857†	46685.6		44532.0		0.5203	mg/L	0.5203	mg/L	15:47:00

Mean Data: CCV

Analyte	Mean Corrected Intensity	Calib Conc. Units	Std.Dev.	Sample Conc. Units	Std.Dev.	RSD
Y 360.073	2351052.3				21599.28	0.92%
Ag 328.068†	79020.8	0.2518 mg/L	0.00598	0.2518 mg/L	0.00598	2.38%
QC value within limits for Ag 328.068 Recovery = 100.72%						
Al 237.313†	21864.0	2.505 mg/L	0.0639	2.505 mg/L	0.0639	2.55%

As	188.979†	379.0	0.5273 mg/L	0.00941	0.5273 mg/L	0.00941	1.79%
QC value within limits for Al 237.313 Recovery = 100.20%							
B	182.528†	628.5	0.5471 mg/L	0.00608	0.5471 mg/L	0.00608	1.11%
QC value within limits for B 182.528 Recovery = 109.41%							
Ba	233.527†	93221.2	0.5018 mg/L	0.01214	0.5018 mg/L	0.01214	2.42%
QC value within limits for Ba 233.527 Recovery = 100.36%							
Be	313.107†	274695.8	0.0508 mg/L	0.00016	0.0508 mg/L	0.00016	0.31%
QC value within limits for Be 313.107 Recovery = 101.53%							
Ca	315.886†	729920.6	5.079 mg/L	0.0090	5.079 mg/L	0.0090	0.18%
QC value within limits for Ca 315.886 Recovery = 101.59%							
Cd	228.802†	22014.4	0.2475 mg/L	0.00531	0.2475 mg/L	0.00531	2.15%
QC value within limits for Cd 228.802 Recovery = 98.98%							
Co	228.616†	36752.2	0.5038 mg/L	0.01234	0.5038 mg/L	0.01234	2.45%
QC value within limits for Co 228.616 Recovery = 100.77%							
Cr	267.716†	71851.3	0.5047 mg/L	0.01225	0.5047 mg/L	0.01225	2.43%
QC value within limits for Cr 267.716 Recovery = 100.94%							
Cu	324.752†	161978.7	0.6144 mg/L	0.00637	0.6144 mg/L	0.00637	1.04%
QC value greater than the upper limit for Cu 324.752 Recovery = 122.88%							
Fe	238.204†	344743.1	2.520 mg/L	0.0599	2.520 mg/L	0.0599	2.38%
QC value within limits for Fe 238.204 Recovery = 100.78%							
Fe	234.349†	101269.2	2.506 mg/L	0.0585	2.506 mg/L	0.0585	2.33%
QC value within limits for Fe 234.349 Recovery = 100.23%							
Mg	279.077†	97897.0	5.026 mg/L	0.1195	5.026 mg/L	0.1195	2.38%
QC value within limits for Mg 279.077 Recovery = 100.53%							
Mn	257.610†	507366.5	0.5094 mg/L	0.00098	0.5094 mg/L	0.00098	0.19%
QC value within limits for Mn 257.610 Recovery = 101.88%							
Mo	202.031†	6030.5	0.5087 mg/L	0.00555	0.5087 mg/L	0.00555	1.09%
QC value within limits for Mo 202.031 Recovery = 101.74%							
Na	330.237†	19781.7	23.95 mg/L	0.547	23.95 mg/L	0.547	2.28%
QC value within limits for Na 330.237 Recovery = 95.78%							
Ni	231.604†	27290.4	0.5060 mg/L	0.01182	0.5060 mg/L	0.01182	2.34%
QC value within limits for Ni 231.604 Recovery = 101.19%							
Pb	220.353†	4669.8	0.5158 mg/L	0.00510	0.5158 mg/L	0.00510	0.99%
QC value within limits for Pb 220.353 Recovery = 103.16%							
Sb	206.836†	2005.4	0.4975 mg/L	0.00446	0.4975 mg/L	0.00446	0.90%
QC value within limits for Sb 206.836 Recovery = 99.50%							
Se	196.026†	681.1	1.008 mg/L	0.0015	1.008 mg/L	0.0015	0.15%
QC value within limits for Se 196.026 Recovery = 100.85%							
Sn	189.927†	1524.8	0.5112 mg/L	0.00215	0.5112 mg/L	0.00215	0.42%
QC value within limits for Sn 189.927 Recovery = 102.24%							
Ti	337.279†	346442.9	0.5141 mg/L	0.00157	0.5141 mg/L	0.00157	0.30%
QC value within limits for Ti 337.279 Recovery = 102.82%							
Tl	190.801†	661.0	0.5127 mg/L	0.00975	0.5127 mg/L	0.00975	1.90%
QC value within limits for Tl 190.801 Recovery = 102.53%							
V	292.402†	118358.7	0.5084 mg/L	0.01233	0.5084 mg/L	0.01233	2.43%
QC value within limits for V 292.402 Recovery = 101.68%							
Zn	213.857†	43911.2	0.5130 mg/L	0.01028	0.5130 mg/L	0.01028	2.00%
QC value within limits for Zn 213.857 Recovery = 102.60%							

QC Failed. Continue with analysis.

Sequence No.: 83
 Sample ID: ICCB
 Analyst:
 Initial Sample Wt:
 Dilution:

Autosampler Location: 1
 Date Collected: 7/14/2006 3:48:57 PM
 Data Type: Original
 Initial Sample Vol:
 Sample Prep Vol:

Replicate Data: ICCB

Repl#	Analyte	Net Intensity	Corrected Intensity	Calib. Conc. Units	Sample Conc. Units	Analysis Time
1	Y 360.073	2326316.9	2326316.9			15:50:28
1	Ag 328.068†	-228.3	86.3	0.0005 mg/L	0.0005 mg/L	15:50:34
1	Al 237.313†	-106.4	-14.5	-0.0018 mg/L	-0.0018 mg/L	15:50:54
1	As 188.979†	-4.1	2.4	0.0006 mg/L	0.0006 mg/L	15:50:54
1	B 182.528†	2.0	37.1	0.0318 mg/L	0.0318 mg/L	15:50:54
1	Ba 233.527†	-68.6	-5.2	-0.0015 mg/L	-0.0015 mg/L	15:50:54
1	Be 313.107†	2597.8	106.3	-0.0002 mg/L	-0.0002 mg/L	15:50:28
1	Ca 315.886†	5474.3	83.4	-0.0257 mg/L	-0.0257 mg/L	15:50:34
1	Cd 228.802†	681.9	-9.9	-0.0011 mg/L	-0.0011 mg/L	15:50:54

1	Co 228.616†	-205.9	15.1	-0.0022 mg/L	-0.0022 mg/L	15:50:54
1	Cr 267.716†	1594.7	-86.1	-0.0027 mg/L	-0.0027 mg/L	15:50:34
1	Cu 324.752†	23797.9	19878.1	0.0765 mg/L	0.0765 mg/L	15:50:34
1	Fe 238.204†	2737.1	511.2	-0.0082 mg/L	-0.0082 mg/L	15:50:54
1	Fe 234.349†	1365.6	138.6	-0.0041 mg/L	-0.0041 mg/L	15:50:54
1	Mg 279.077†	-973.4	20.0	-0.0077 mg/L	-0.0077 mg/L	15:50:34
1	Mn 257.610†	1723.8	-96.1	-0.0038 mg/L	-0.0038 mg/L	15:50:34
1	Mo 202.031†	99.7	22.3	0.0005 mg/L	0.0005 mg/L	15:50:54
1	Na 330.237†	2177.0	-39.0	0.4914 mg/L	0.4914 mg/L	15:50:34
1	Ni 231.604†	-87.1	16.1	-0.0019 mg/L	-0.0019 mg/L	15:50:54
1	Pb 220.353†	-61.3	26.2	0.0014 mg/L	0.0014 mg/L	15:50:54
1	Sb 206.836†	122.7	-1.0	-0.0009 mg/L	-0.0009 mg/L	15:50:54
1	Se 196.026†	2.4	7.5	0.0112 mg/L	0.0112 mg/L	15:50:54
1	Sn 189.927†	64.9	-7.1	-0.0066 mg/L	-0.0066 mg/L	15:50:54
1	Ti 337.279†	1072.9	363.7	-0.0009 mg/L	-0.0009 mg/L	15:50:34
1	Tl 190.801†	-6.7	15.7	0.0100 mg/L	0.0100 mg/L	15:50:54
1	V 292.402†	1724.5	15.0	-0.0010 mg/L	-0.0010 mg/L	15:50:34
1	Zn 213.857†	2107.4	787.9	0.0072 mg/L	0.0072 mg/L	15:50:54
2	Y 360.073	2342965.0	2342965.0			15:51:00
2	Ag 328.068†	-192.3	123.1	0.0006 mg/L	0.0006 mg/L	15:51:05
2	Al 237.313†	-59.0	32.7	0.0036 mg/L	0.0036 mg/L	15:51:25
2	As 188.979†	-3.8	2.8	0.0011 mg/L	0.0011 mg/L	15:51:25
2	B 182.528†	-1.0	34.2	0.0292 mg/L	0.0292 mg/L	15:51:25
2	Ba 233.527†	-58.4	5.3	-0.0014 mg/L	-0.0014 mg/L	15:51:25
2	Be 313.107†	2581.1	71.8	-0.0002 mg/L	-0.0002 mg/L	15:51:00
2	Ca 315.886†	5456.9	28.1	-0.0260 mg/L	-0.0260 mg/L	15:51:05
2	Cd 228.802†	664.8	-31.3	-0.0014 mg/L	-0.0014 mg/L	15:51:25
2	Co 228.616†	-211.3	11.3	-0.0023 mg/L	-0.0023 mg/L	15:51:25
2	Cr 267.716†	1636.4	-56.4	-0.0025 mg/L	-0.0025 mg/L	15:51:05
2	Cu 324.752†	22646.3	18584.7	0.0717 mg/L	0.0717 mg/L	15:51:05
2	Fe 238.204†	2697.6	453.3	-0.0087 mg/L	-0.0087 mg/L	15:51:25
2	Fe 234.349†	1333.0	97.1	-0.0052 mg/L	-0.0052 mg/L	15:51:25
2	Mg 279.077†	-960.9	39.0	-0.0067 mg/L	-0.0067 mg/L	15:51:05
2	Mn 257.610†	1738.9	-93.4	-0.0038 mg/L	-0.0038 mg/L	15:51:05
2	Mo 202.031†	98.6	20.5	0.0004 mg/L	0.0004 mg/L	15:51:25
2	Na 330.237†	2151.9	-78.8	0.4443 mg/L	0.4443 mg/L	15:51:05
2	Ni 231.604†	-117.7	-13.2	-0.0024 mg/L	-0.0024 mg/L	15:51:25
2	Pb 220.353†	-67.6	20.4	0.0008 mg/L	0.0008 mg/L	15:51:25
2	Sb 206.836†	122.8	-1.7	-0.0011 mg/L	-0.0011 mg/L	15:51:25
2	Se 196.026†	-1.9	3.2	0.0049 mg/L	0.0049 mg/L	15:51:25
2	Sn 189.927†	60.7	-11.6	-0.0081 mg/L	-0.0081 mg/L	15:51:25
2	Ti 337.279†	1054.8	338.4	-0.0009 mg/L	-0.0009 mg/L	15:51:05
2	Tl 190.801†	-9.2	13.2	0.0081 mg/L	0.0081 mg/L	15:51:25
2	V 292.402†	1659.4	-60.7	-0.0013 mg/L	-0.0013 mg/L	15:51:05
2	Zn 213.857†	2056.7	723.6	0.0064 mg/L	0.0064 mg/L	15:51:25

Mean Data: ICCB

Analyte	Mean Corrected Intensity	Calib Conc. Units	Std.Dev.	Sample Conc. Units	Std.Dev.	RSD
Y 360.073	2334641.0				11771.97	0.50%
Ag 328.068†	104.7	0.0005 mg/L	0.00008	0.0005 mg/L	0.00008	15.52%
QC value within limits for Ag 328.068 Recovery = Not calculated						
Al 237.313†	9.1	0.0009 mg/L	0.00386	0.0009 mg/L	0.00386	429.71%
QC value within limits for Al 237.313 Recovery = Not calculated						
As 188.979†	2.6	0.0009 mg/L	0.00036	0.0009 mg/L	0.00036	42.48%
QC value within limits for As 188.979 Recovery = Not calculated						
B 182.528†	35.6	0.0305 mg/L	0.00179	0.0305 mg/L	0.00179	5.87%
QC value within limits for B 182.528 Recovery = Not calculated						
Ba 233.527†	0.0	-0.0015 mg/L	0.00004	-0.0015 mg/L	0.00004	2.74%
QC value within limits for Ba 233.527 Recovery = Not calculated						
Be 313.107†	89.0	-0.0002 mg/L	0.00000	-0.0002 mg/L	0.00000	2.79%
QC value within limits for Be 313.107 Recovery = Not calculated						
Ca 315.886†	55.7	-0.0259 mg/L	0.00027	-0.0259 mg/L	0.00027	1.06%
QC value within limits for Ca 315.886 Recovery = Not calculated						
Cd 228.802†	-20.6	-0.0012 mg/L	0.00017	-0.0012 mg/L	0.00017	13.96%
QC value within limits for Cd 228.802 Recovery = Not calculated						
Co 228.616†	13.2	-0.0023 mg/L	0.00004	-0.0023 mg/L	0.00004	1.64%
QC value within limits for Co 228.616 Recovery = Not calculated						
Cr 267.716†	-71.3	-0.0026 mg/L	0.00015	-0.0026 mg/L	0.00015	5.71%
QC value within limits for Cr 267.716 Recovery = Not calculated						

Cu 324.752†	19231.4	0.0741 mg/L	0.00346	0.0741 mg/L	0.00346	4.67%
QC value greater than the upper limit for Cu 324.752 Recovery = Not calculated						
Fe 238.204†	482.2	-0.0085 mg/L	0.00030	-0.0085 mg/L	0.00030	3.56%
QC value within limits for Fe 238.204 Recovery = Not calculated						
Fe 234.349†	117.8	-0.0047 mg/L	0.00073	-0.0047 mg/L	0.00073	15.58%
QC value within limits for Fe 234.349 Recovery = Not calculated						
Mg 279.077†	29.5	-0.0072 mg/L	0.00069	-0.0072 mg/L	0.00069	9.60%
QC value within limits for Mg 279.077 Recovery = Not calculated						
Mn 257.610†	-94.8	-0.0038 mg/L	0.00000	-0.0038 mg/L	0.00000	0.05%
QC value within limits for Mn 257.610 Recovery = Not calculated						
Mo 202.031†	21.4	0.0004 mg/L	0.00011	0.0004 mg/L	0.00011	23.65%
QC value within limits for Mo 202.031 Recovery = Not calculated						
Na 330.237†	-58.9	0.4679 mg/L	0.03329	0.4679 mg/L	0.03329	7.11%
QC value within limits for Na 330.237 Recovery = Not calculated						
Ni 231.604†	1.5	-0.0021 mg/L	0.00039	-0.0021 mg/L	0.00039	18.08%
QC value within limits for Ni 231.604 Recovery = Not calculated						
Pb 220.353†	23.3	0.0011 mg/L	0.00045	0.0011 mg/L	0.00045	40.11%
QC value within limits for Pb 220.353 Recovery = Not calculated						
Sb 206.836†	-1.4	-0.0010 mg/L	0.00014	-0.0010 mg/L	0.00014	13.98%
QC value within limits for Sb 206.836 Recovery = Not calculated						
Se 196.026†	5.3	0.0080 mg/L	0.00444	0.0080 mg/L	0.00444	55.34%
QC value within limits for Se 196.026 Recovery = Not calculated						
Sn 189.927†	-9.3	-0.0074 mg/L	0.00108	-0.0074 mg/L	0.00108	14.73%
QC value within limits for Sn 189.927 Recovery = Not calculated						
Ti 337.279†	351.0	-0.0009 mg/L	0.00003	-0.0009 mg/L	0.00003	2.87%
QC value within limits for Ti 337.279 Recovery = Not calculated						
Tl 190.801†	14.5	0.0090 mg/L	0.00133	0.0090 mg/L	0.00133	14.76%
QC value within limits for Tl 190.801 Recovery = Not calculated						
V 292.402†	-22.8	-0.0011 mg/L	0.00023	-0.0011 mg/L	0.00023	20.33%
QC value within limits for V 292.402 Recovery = Not calculated						
Zn 213.857†	755.7	0.0068 mg/L	0.00053	0.0068 mg/L	0.00053	7.84%
QC value within limits for Zn 213.857 Recovery = Not calculated						
QC Failed. Continue with analysis.						

Sequence No.: 84
 Sample ID: ICSA
 Analyst:
 Initial Sample Wt:
 Dilution:

Autosampler Location: 106
 Date Collected: 7/14/2006 3:53:01 PM
 Data Type: Original
 Initial Sample Vol:
 Sample Prep Vol:

Replicate Data: ICSA

Repl#	Analyte	Net Intensity	Corrected Intensity	Calib. Conc. Units	Sample Conc. Units	Analysis Time
1	Y 360.073	2299120.0	2299120.0			15:54:49
1	Ag 328.068†	-553.0	-240.2	-0.0006 mg/L	-0.0006 mg/L	15:54:55
1	Al 237.313†	2199669.2	2193441.3	252.6 mg/L	252.6 mg/L	15:54:49
1	As 188.979†	9.3	15.7	0.0192 mg/L	0.0192 mg/L	15:55:15
1	B 182.528†	-25.5	9.8	0.0079 mg/L	0.0079 mg/L	15:55:15
1	Ba 233.527†	587.6	648.4	0.0020 mg/L	0.0020 mg/L	15:55:15
1	Be 313.107†	-753.0	-3204.6	-0.0005 mg/L	-0.0005 mg/L	15:54:55
1	Ca 315.886†	34806404.1	34701116.8	242.7 mg/L	242.7 mg/L	15:54:42
1	Cd 228.802†	763.1	79.0	-0.0021 mg/L	-0.0021 mg/L	15:55:15
1	Co 228.616†	-170.6	47.9	-0.0018 mg/L	-0.0018 mg/L	15:55:15
1	Cr 267.716†	1447.1	-214.7	0.0010 mg/L	0.0010 mg/L	15:55:15
1	Cu 324.752†	22513.9	18875.2	0.0728 mg/L	0.0728 mg/L	15:54:55
1	Fe 238.204†	11725714.9	11689848.4	85.80 mg/L	85.80 mg/L	15:54:42
1	Fe 234.349†	3692199.3	3680386.8	91.51 mg/L	91.51 mg/L	15:54:49
1	Mg 279.077†	4718765.1	4706190.4	242.0 mg/L	242.0 mg/L	15:54:49
1	Mn 257.610†	5691.8	3880.6	0.0034 mg/L	0.0034 mg/L	15:54:55
1	Mo 202.031†	-74.2	-149.8	-0.0076 mg/L	-0.0076 mg/L	15:55:15
1	Na 330.237†	1679.2	-509.9	0.3077 mg/L	0.3077 mg/L	15:54:55
1	Ni 231.604†	-191.3	-88.8	-0.0038 mg/L	-0.0038 mg/L	15:55:15
1	Pb 220.353†	-325.1	-237.6	-0.0105 mg/L	-0.0105 mg/L	15:55:15
1	Sb 206.836†	158.9	36.5	0.0086 mg/L	0.0086 mg/L	15:55:15
1	Se 196.026†	-4.5	0.6	0.0010 mg/L	0.0010 mg/L	15:55:15
1	Sn 189.927†	29.4	-41.7	-0.0183 mg/L	-0.0183 mg/L	15:55:15
1	Ti 337.279†	4609.4	3902.5	0.0044 mg/L	0.0044 mg/L	15:54:55
1	Tl 190.801†	-41.4	-19.0	-0.0170 mg/L	-0.0170 mg/L	15:55:15
1	V 292.402†	-280.2	-1963.8	-0.0094 mg/L	-0.0094 mg/L	15:55:15

ANALYSIS SEQUENCE

BPG0337

Instrument: ICP3

Calibration ID: UNASSIGNED

Lab Number	Analysis	Container	Order	Position	STD ID	ISTD ID	Client
0607134-09RE1	Pb: ppm Lead 6010	A	1				MACTEC Engineering & Consulting, In
0607164-24RE1	Ag: ppm Silver 6010	A	2				MACTEC Engineering & Consulting, In
0607164-24RE1	Pb: ppm Lead 6010	A	3				MACTEC Engineering & Consulting, In
0607164-10RE1	Ag: ppm Silver 6010	A	4				MACTEC Engineering & Consulting, In
0607164-10RE1	Pb: ppm Lead 6010	A	5				MACTEC Engineering & Consulting, In
0607134-09RE1	Ag: ppm Silver 6010	A	6				MACTEC Engineering & Consulting, In
BPG0337-CAL1	QC		7		6G13074		
BPG0337-CAL2	QC		8		6G15015		
BPG0337-CAL3	QC		9		6G15016		
BPG0337-CCB1	QC		10				
BPG0337-CCV1	QC		11		6G15016		
BPG0337-CAL4	QC		12		6G15017		
BPG0337-ICV1	QC		13		6G15016		
BPG0337-SCV1	QC		14		6G15020		
BPG0337-ICB1	QC		15				
BPG0337-CRL1	QC		16		6G15021		
BPG0337-CRL2	QC		17		6G15022		
BPG0337-CRL3	QC		18		6G15023		
BPG0337-IFA1	QC		19		6G05048		
BPG0337-IFB1	QC		20		6G05049		
BG61320-BLK2	QC		21				
BG61320-BS2	QC		22				
BG61320-BSD2	QC		23				
BPG0337-CCB2	QC		24				
BPG0337-CCV2	QC		25		6G15016		
BG61320-SRM2	QC		26				
BG61320-DUP3	QC		27				
BG61320-MS3	QC		28				
BG61320-PS2	QC		29				
0607134-01	Cu: ppm Copper 6010	A	30				MACTEC Engineering & Consulting, In
0607134-02	Cu: ppm Copper 6010	A	31				MACTEC Engineering & Consulting, In
0607134-04	Cu: ppm Copper 6010	A	32				MACTEC Engineering & Consulting, In
0607134-07	Cu: ppm Copper 6010	A	33				MACTEC Engineering & Consulting, In

Samples Loaded By

Date

Data Processed By

Date

ANALYSIS SEQUENCE

BPG0337

Instrument: ICP3

Calibration ID: UNASSIGNED

Lab Number	Analysis	Container	Order	Position	STD ID	ISTD ID	Client
0607134-08	Cu: ppm Copper 6010	A	34				MACTEC Engineering & Consulting, Inc
0607134-08RE1	Ag: ppm Silver 6010	A	35				MACTEC Engineering & Consulting, Inc
BPG0337-CCB3	QC		36				
BPG0337-CCV3	QC		37		6G15016		
0607134-09	Cu: ppm Copper 6010	A	38				MACTEC Engineering & Consulting, Inc
BPG0337-SRD1	QC		39				
BG61321-BLK4	QC		40				
BG61321-DUP3	QC		41				
BG61321-MS3	QC		42				
BG61321-PS2	QC		43				
0607164-04RE1	Ag: ppm Silver 6010	A	44				MACTEC Engineering & Consulting, Inc
0607164-04RE1	Pb: ppm Lead 6010	A	45				MACTEC Engineering & Consulting, Inc
0607164-05	Cu: ppm Copper 6010	A	46				MACTEC Engineering & Consulting, Inc
0607164-05RE1	Pb: ppm Lead 6010	A	47				MACTEC Engineering & Consulting, Inc
BPG0337-CCB4	QC		48				
BPG0337-CCV4	QC		49		6G15016		
0607164-06	Cu: ppm Copper 6010	A	50				MACTEC Engineering & Consulting, Inc
0607164-06RE1	Pb: ppm Lead 6010	A	51				MACTEC Engineering & Consulting, Inc
0607164-07	Cu: ppm Copper 6010	A	52				MACTEC Engineering & Consulting, Inc
0607164-08RE1	Cu: ppm Copper 6010	A	53				MACTEC Engineering & Consulting, Inc
0607164-08RE1	Pb: ppm Lead 6010	A	54				MACTEC Engineering & Consulting, Inc
0607164-09RE1	Cu: ppm Copper 6010	A	55				MACTEC Engineering & Consulting, Inc
0607164-09RE1	Pb: ppm Lead 6010	A	56				MACTEC Engineering & Consulting, Inc
0607164-10	Cu: ppm Copper 6010	A	57				MACTEC Engineering & Consulting, Inc
BPG0337-SRD2	QC		58				
BG61341-BLK2	QC		59				
BPG0337-CCB5	QC		60				
BPG0337-CCV5	QC		61		6G15016		
BG61341-BS2	QC		62				
BG61341-BSD2	QC		63				
BG61341-SRM2	QC		64				
BG61341-DUP4	QC		65				
BG61341-MS4	QC		66				

Samples Loaded By

Date

Data Processed By

Date

ANALYSIS SEQUENCE

BPG0337

Instrument: ICP3

Calibration ID: UNASSIGNED

Lab Number	Analysis	Container	Order	Position	STD ID	ISTD ID	Client
BG61341-PS4	QC		67				
0607164-11	Cu: ppm Copper 6010	A	68				MACTEC Engineering & Consulting, Inc
0607164-12	Cu: ppm Copper 6010	A	69				MACTEC Engineering & Consulting, Inc
0607164-13	Cu: ppm Copper 6010	A	70				MACTEC Engineering & Consulting, Inc
0607164-14	Cu: ppm Copper 6010	A	71				MACTEC Engineering & Consulting, Inc
BPG0337-CCB6	QC		72				
BPG0337-CCV6	QC		73		6G15016		
0607164-14RE1	Pb: ppm Lead 6010	A	74				MACTEC Engineering & Consulting, Inc
0607164-15	Cu: ppm Copper 6010	A	75				MACTEC Engineering & Consulting, Inc
0607164-21RE1	Cu: ppm Copper 6010	A	76				MACTEC Engineering & Consulting, Inc
0607164-21RE1	Pb: ppm Lead 6010	A	77				MACTEC Engineering & Consulting, Inc
0607164-22RE1	Cu: ppm Copper 6010	A	78				MACTEC Engineering & Consulting, Inc
0607164-23	Cu: ppm Copper 6010	A	79				MACTEC Engineering & Consulting, Inc
0607164-24	Cu: ppm Copper 6010	A	80				MACTEC Engineering & Consulting, Inc
BPG0337-SRD3	QC		81				
BPG0337-IFA2	QC		82		6G05048		
BPG0337-IFB2	QC		83		6G05049		
BPG0337-CCB7	QC		84				
BPG0337-CCV7	QC		85		6G15016		
0607173-05RE1	Ag: ppm Silver 6010	A	86				MACTEC Engineering & Consulting, Inc
0607173-07RE1	Ag: ppm Silver 6010	A	87				MACTEC Engineering & Consulting, Inc
0607173-07RE1	Pb: ppm Lead 6010	A	88				MACTEC Engineering & Consulting, Inc
0607173-09RE1	Ag: ppm Silver 6010	A	89				MACTEC Engineering & Consulting, Inc
0607173-09RE1	Cu: ppm Copper 6010	A	90				MACTEC Engineering & Consulting, Inc
0607173-12RE1	Cu: ppm Copper 6010	A	91				MACTEC Engineering & Consulting, Inc

Samples Loaded By

Date

Data Processed By

Date

Seq.	Loc.	Sample ID
1	1	Calib Blank 1
2	2	Calib Std 1
3	3	Calib Std 2
4	4	Calib Std 3
5	3	STD2
6	5	ICV
7	1	ICCB
8	6	CRI1
9	7	CRI2
10	8	CRI3
11	160	ICSA
12	159	ICSAB
13	3	CCV ✓
14	1	ICCB ✓
15	9	BG61321-blk1
16	10	BG61320-blk1
17	11	BG61320-bs1
18	12	BG61320-bsd1
19	13	BG61320-srm1
20	14	0607134-01
21	15	0607134-02
22	16	0607134-03 x5
23	17	0607134-04
24	18	0607134-05 x20
25	3	CCV ✓
26	1	ICCB ✓
27	19	0607134-06 x10
28	20	0607134-07
29	21	0607134-08
30	22	0607134-08 x5
31	23	0607134-09
32	24	BG61320-dup1
33	25	BG61320-ms1
34	26	BG61320-sd1 x5
35	27	BG61320-pds1
36	28	0607164-04
37	3	CCV ✓
38	1	ICCB ✓
39	29	0607164-04 x10
40	30	0607164-05
41	31	0607164-05 x10
42	32	0607164-06
43	33	0607164-06 x5
44	34	0607164-07
45	35	0607164-08 x5
46	36	0607164-09 x5
47	37	0607164-10
48	38	BG61321-dup2
49	3	CCV ✓
50	1	ICCB ✓
51	39	BG61321-ms2
52	40	BG61321-sd2 x5
53	41	BG61321-pds2
54	42	BG61341-blk1
55	43	BG61341-bs1
56	44	BG61341-bsd1

Ag: 0.005

As: 0.01

Pb: 0.01

Cd: 0.005

Cu: 0.01

Cu: 0.01

Ni: 0.01

Pb: 0.02

Se: 0.02

Zn: 0.01

K: 0.5

Seq.	Loc.	Sample ID
57	45	BG61341-srm1
58	46	0607164-11
59	47	0607164-12
60	48	0607164-13
61	3	CCV ✓
62	1	ICCB ✓
63	49	0607164-14 x5
64	50	0607164-14
65	51	0607164-15
66	52	0607164-21 x5
67	53	0607164-22 x10
68	54	0607164-23
69	55	0607164-24
70	56	BG61341-dup2
71	57	BG61341-ms2 x5
72	58	BG61341-sd2 x5
73	3	CCV ✓
74	1	ICCB ✓
75	59	BG61341-pds2
76	60	BG61504-blk1
77	61	BG61504-bs1
78	62	BG61504-bsd1
79	63	0607147-01
80	64	0607157-07
81	65	0607162-07
82	66	0607163-01
83	67	0607163-02
84	68	0607163-03
85	3	CCV ✓
86	1	ICCB ✓
87	69	0607169-01
88	70	0607171-01
89	71	0607176-01
90	72	0607183-01
91	73	BG61504-dup1
92	74	BG61504-ms1
93	75	BG61504-sd1 x5
94	76	BG61504-psd1
95	77	0607177-01 5/50
96	78	0607177-01
97	3	CCV ✓
98	1	ICCB ✓
99	79	0607184-01
100	80	0607188-01
101	81	0607188-02
102	82	BG61504-dup2
103	83	BG61504-ms2
104	84	BG61504-sd2 x5
105	85	BG61504-pds2
106	86	BG61505-blk1
107	87	BG61505-bs1
108	88	BG61505-bsd1
109	3	CCV ✓
110	1	ICCB ✓
111	89	0607159-01tclp
112	90	0607162-01tclp

Method : Everything-DV

Seq.	Loc.	Sample ID
113	91	0607162-02tclp
114	92	0607162-03tclp
115	93	0607162-04tclp
116	94	0607162-05tclp
117	95	BG61505-dup1
118	96	BG61505-ms1
119	97	BG61505-sd1 x5
120	98	BG61505-pds1
121	3	CCV ✓
122	1	ICCB ✓
123	99	BG61506-blk1
124	100	BG61506-bs1
125	101	BG61506-bsd1
126	102	0607178-01splp
127	103	0607178-02splp
128	104	0607178-03splp
129	105	0607179-01splp
130	106	0607179-02splp
131	107	0607179-03splp
132	108	0607180-01splp
133	3	CCV ✓
134	1	ICCB ✓
135	109	0607180-02splp
136	110	0607180-03splp
137	111	0607180-04splp
138	112	BG61506-dup1
139	113	BG61506-ms1
140	114	BG61506-sd1 x5
141	115	BG61506-pds1
142	116	0607173-05 x5
143	117	0607173-07 x5
144	118	0607173-07
145	3	CCV ✓
146	1	ICCB ✓
147	119	0607173-08
148	120	0607173-09 x10
149	121	0607173-10
150	122	BG61408-dup1
151	123	BG61408-ms1
152	124	BG61408-sd1 x5
153	125	BG61408-pds1
154	126	0607173-11
155	127	0607173-12 x10
156	128	0607173-13
157	3	CCV ✓
158	1	ICCB ✓
159	129	0607173-14
160	130	0607173-15
161	131	0607173-16
162	132	0607173-17
163	133	0607173-18
164	134	BG61408-dup2
165	135	BG61408-ms2
166	136	BG61408-sd2 x5
167	137	BG61408-pds2
168	3	CCV

RR

Method : Everything-DV

Seq.	Loc.		Sample ID
169	1	00	ICCB
170	160	00	ICSA
171	159	00	ICSAB
172	0		wash

0.5	15.0	139510.0
1.0	15.0	152750.9
1.5	15.0	142709.3
2.0	15.0	135029.1
2.5	15.0	128761.3
3.0	15.0	108754.2
3.5	15.0	77358.2
4.0	15.0	56085.9
4.5	15.0	65070.7
5.0	15.0	67305.5
5.5	15.0	47774.4
6.0	15.0	29368.2
6.5	15.0	18343.5
7.0	15.0	11180.2

7/15/2006 4:53:18 PM aligned for analyte Mn 257.610
 X viewing position set to 1.0 mm having Peak intensity 152750.9 for Radial viewing

=====
 Analysis Begun

Start Time: 7/15/2006 5:06:22 PM Plasma On Time: 7/15/2006 2:28:01 PM
 Logged In Analyst: ICP3 Technique: ICP Continuous
 Spectrometer Model: Optima 4300 DV, S/N 077N1032302 Autosampler Model: AS-91

Sample Information File: C:\pe\Administrator\Sample Information\071506na.sif
 Batch ID:
 Results Data Set: 071506nad
 Results Library: Q:\Metals\Results\ICP3\Results\Results.mdb

=====
 Method Loaded

Method Name: Everything-DV Method Last Saved: 6/29/2006 10:24:35 AM
 IEC File: 122905.iec MSF File:
 Method Description: Everything

=====
 Sequence No.: 1 Autosampler Location: 1
 Sample ID: Calib Blank 1 Date Collected: 7/15/2006 5:06:23 PM
 Analyst: Data Type: Original
 Initial Sample Wt: Initial Sample Vol:
 Dilution: Sample Prep Vol:

=====
 Replicate Data: Calib Blank 1

Repl#	Analyte	Net Intensity	Corrected Intensity	Conc.	Calib. Units	Analysis Time
1	K 766.490†	515.2	513.3	[0.00]	mg/L	17:07:57
1	Li 670.784†	60.5	60.3	[0.00]	mg/L	17:07:57
1	Na 589.592	-1156.7	-1156.7	[0.00]	mg/L	17:07:57
1	Y 371.029	3336644.0	3336644.0	1.00	mg/L	17:08:11
1	Ag 328.068†	-2476.3	-2467.0	[0.00]	mg/L	17:08:16
1	Al 237.313†	-85.7	-85.3	[0.00]	mg/L	17:08:36
1	As 188.979†	8.4	8.4	[0.00]	mg/L	17:08:36
1	B 182.528†	-4.2	-4.1	[0.00]	mg/L	17:08:36
1	Ba 233.527†	-139.3	-138.8	[0.00]	mg/L	17:08:36
1	Be 313.107†	2409.4	2400.3	[0.00]	mg/L	17:08:16
1	Ca 315.886†	238.2	237.3	[0.00]	mg/L	17:08:16
1	Cd 228.802†	114.2	113.8	[0.00]	mg/L	17:08:36
1	Co 228.616†	-171.8	-171.2	[0.00]	mg/L	17:08:36
1	Cr 267.716†	878.0	874.7	[0.00]	mg/L	17:08:16
1	Cu 324.752†	6659.7	6634.5	[0.00]	mg/L	17:08:16
1	Fe 234.349†	977.3	973.6	[0.00]	mg/L	17:08:36
1	Fe 238.204†	1041.8	1037.8	[0.00]	mg/L	17:08:36
1	Mg 279.077†	458.6	456.8	[0.00]	mg/L	17:08:16
1	Mn 257.610†	1676.0	1669.7	[0.00]	mg/L	17:08:36
1	Mo 202.031†	38.5	38.4	[0.00]	mg/L	17:08:36
1	Ni 231.604†	30.2	30.1	[0.00]	mg/L	17:08:36
1	P 214.914†	81.2	80.9	[0.00]	mg/L	17:08:36
1	Pb 220.353†	-149.3	-148.7	[0.00]	mg/L	17:08:36
1	Sb 206.836†	6.1	6.1	[0.00]	mg/L	17:08:36

1	Se 196.026†	-7.9	-7.8	[0.00] mg/L	17:08:36
1	Sn 189.927†	86.0	85.7	[0.00] mg/L	17:08:36
1	Sr 407.771†	6274.0	6250.3	[0.00] mg/L	17:08:11
1	Ti 337.279†	-2073.6	-2065.8	[0.00] mg/L	17:08:16
1	Tl 190.801†	0.7	0.7	[0.00] mg/L	17:08:36
1	V 292.402†	-1561.4	-1555.5	[0.00] mg/L	17:08:16
1	Zn 213.857†	623.1	620.8	[0.00] mg/L	17:08:36
2	K 766.490†	487.3	489.2	[0.00] mg/L	17:08:03
2	Li 670.784†	84.4	84.7	[0.00] mg/L	17:08:03
2	Na 589.592	-1217.1	-1217.1	[0.00] mg/L	17:08:03
2	Y 371.029	3311434.0	3311434.0	0.996 mg/L	17:08:42
2	Ag 328.068†	-2264.3	-2272.9	[0.00] mg/L	17:08:47
2	Al 237.313†	-70.8	-71.1	[0.00] mg/L	17:09:08
2	As 188.979†	2.8	2.8	[0.00] mg/L	17:09:08
2	B 182.528†	-6.4	-6.4	[0.00] mg/L	17:09:08
2	Ba 233.527†	-128.0	-128.5	[0.00] mg/L	17:09:08
2	Be 313.107†	2493.7	2503.2	[0.00] mg/L	17:08:47
2	Ca 315.886†	227.8	228.7	[0.00] mg/L	17:08:47
2	Cd 228.802†	126.7	127.2	[0.00] mg/L	17:09:08
2	Co 228.616†	-189.2	-190.0	[0.00] mg/L	17:09:08
2	Cr 267.716†	875.5	878.9	[0.00] mg/L	17:08:47
2	Cu 324.752†	6616.5	6641.7	[0.00] mg/L	17:08:47
2	Fe 234.349†	997.8	1001.6	[0.00] mg/L	17:09:08
2	Fe 238.204†	1057.1	1061.2	[0.00] mg/L	17:09:08
2	Mg 279.077†	379.8	381.3	[0.00] mg/L	17:08:47
2	Mn 257.610†	1632.5	1638.7	[0.00] mg/L	17:09:08
2	Mo 202.031†	36.6	36.7	[0.00] mg/L	17:09:08
2	Ni 231.604†	13.9	14.0	[0.00] mg/L	17:09:08
2	P 214.914†	78.2	78.5	[0.00] mg/L	17:09:08
2	Pb 220.353†	-154.5	-155.0	[0.00] mg/L	17:09:08
2	Sb 206.836†	8.7	8.7	[0.00] mg/L	17:09:08
2	Se 196.026†	-8.6	-8.7	[0.00] mg/L	17:09:08
2	Sn 189.927†	79.9	80.2	[0.00] mg/L	17:09:08
2	Sr 407.771†	6351.3	6375.4	[0.00] mg/L	17:08:42
2	Ti 337.279†	-2144.3	-2152.5	[0.00] mg/L	17:08:47
2	Tl 190.801†	-0.6	-0.6	[0.00] mg/L	17:09:08
2	V 292.402†	-1524.8	-1530.7	[0.00] mg/L	17:08:47
2	Zn 213.857†	639.5	642.0	[0.00] mg/L	17:09:08

Mean Data: Calib Blank 1

Analyte	Mean Corrected Intensity	Std.Dev.	RSD	Calib Conc.	Calib Units
Y 371.029	3324039.0	17826.19	0.54%	1.00	mg/L
Ag 328.068†	-2369.9	137.22	5.79%	[0.00]	mg/L
Al 237.313†	-78.2	10.08	12.89%	[0.00]	mg/L
As 188.979†	5.6	3.96	70.67%	[0.00]	mg/L
B 182.528†	-5.3	1.61	30.50%	[0.00]	mg/L
Ba 233.527†	-133.6	7.30	5.46%	[0.00]	mg/L
Be 313.107†	2451.8	72.77	2.97%	[0.00]	mg/L
Ca 315.886†	233.0	6.08	2.61%	[0.00]	mg/L
Cd 228.802†	120.5	9.50	7.89%	[0.00]	mg/L
Co 228.616†	-180.6	13.29	7.36%	[0.00]	mg/L
Cr 267.716†	876.8	2.98	0.34%	[0.00]	mg/L
Cu 324.752†	6638.1	5.10	0.08%	[0.00]	mg/L
Fe 234.349†	987.6	19.82	2.01%	[0.00]	mg/L
Fe 238.204†	1049.5	16.51	1.57%	[0.00]	mg/L
K 766.490†	501.2	17.02	3.40%	[0.00]	mg/L
Li 670.784†	72.5	17.27	23.83%	[0.00]	mg/L
Mg 279.077†	419.1	53.45	12.75%	[0.00]	mg/L
Mn 257.610†	1654.2	21.93	1.33%	[0.00]	mg/L
Mo 202.031†	37.5	1.16	3.10%	[0.00]	mg/L
Na 589.592	-1186.9	42.68	3.60%	[0.00]	mg/L
Ni 231.604†	22.0	11.38	51.66%	[0.00]	mg/L
P 214.914†	79.7	1.69	2.12%	[0.00]	mg/L
Pb 220.353†	-151.9	4.49	2.95%	[0.00]	mg/L
Sb 206.836†	7.4	1.85	25.09%	[0.00]	mg/L
Se 196.026†	-8.2	0.58	7.01%	[0.00]	mg/L
Sn 189.927†	82.9	3.86	4.65%	[0.00]	mg/L
Sr 407.771†	6312.9	88.47	1.40%	[0.00]	mg/L
Ti 337.279†	-2109.1	61.31	2.91%	[0.00]	mg/L
Tl 190.801†	0.1	0.93	>999.9%	[0.00]	mg/L

V 292.402† -1543.1 17.58 1.14% [0.00] mg/L
 Zn 213.857† 631.4 14.99 2.37% [0.00] mg/L

Sequence No.: 2 Autosampler Location: 2
 Sample ID: Calib Std 1 Date Collected: 7/15/2006 5:10:45 PM
 Analyst: Data Type: Original
 Initial Sample Wt: Initial Sample Vol:
 Dilution: Sample Prep Vol:

Replicate Data: Calib Std 1

Repl#	Analyte	Net Intensity	Corrected Intensity	Conc.	Calib. Units	Analysis Time
1	K 766.490†	10694.2	10213.9	[5.0000]	mg/L	17:12:22
1	Li 670.784†	3657.8	3592.5	[0.1]	mg/L	17:12:22
1	Na 589.592	40677.9	41864.7	[5.0000]	mg/L	17:12:22
1	Y 371.029	3317547.9	3317547.9	0.998	mg/L	17:12:36
1	Ag 328.068†	12101.8	14495.5	[0.05]	mg/L	17:12:41
1	Al 237.313†	4115.6	4201.8	[0.5]	mg/L	17:12:41
1	As 188.979†	77.5	72.1	[0.1000]	mg/L	17:13:01
1	B 182.528†	33.7	39.1	[0.1000]	mg/L	17:13:01
1	Ba 233.527†	10920.9	11075.9	[0.1000]	mg/L	17:12:41
1	Be 313.107†	51402.5	49051.3	[0.0100]	mg/L	17:12:41
1	Ca 315.886†	134730.0	134760.6	[1.0000]	mg/L	17:12:36
1	Cd 228.802†	2050.5	1934.0	[0.0500]	mg/L	17:13:01
1	Co 228.616†	3385.8	3572.9	[0.1000]	mg/L	17:13:01
1	Cr 267.716†	16020.8	15175.4	[0.1000]	mg/L	17:12:41
1	Cu 324.752†	35014.2	28444.6	[0.1000]	mg/L	17:12:41
1	Fe 234.349†	24494.3	23554.6	[0.5]	mg/L	17:12:41
1	Fe 238.204†	59490.4	58557.4	[0.5]	mg/L	17:12:41
1	Mg 279.077†	26288.2	25920.6	[1.0000]	mg/L	17:12:41
1	Mn 257.610†	84056.8	82567.1	[0.1000]	mg/L	17:12:41
1	Mo 202.031†	1337.8	1302.9	[0.1000]	mg/L	17:13:01
1	Ni 231.604†	3076.4	3060.4	[0.1000]	mg/L	17:12:41
1	P 214.914†	1449.2	1372.3	[1]	mg/L	17:13:01
1	Pb 220.353†	695.3	848.5	[0.1000]	mg/L	17:13:01
1	Sb 206.836†	205.6	198.6	[0.1000]	mg/L	17:13:01
1	Se 196.026†	147.6	156.1	[0.2000]	mg/L	17:13:01
1	Sn 189.927†	430.9	348.8	[0.1000]	mg/L	17:13:01
1	Sr 407.771†	241636.4	235796.3	[0.0100]	mg/L	17:12:36
1	Ti 337.279†	71313.7	73562.3	[0.1000]	mg/L	17:12:41
1	Tl 190.801†	130.0	130.1	[0.1000]	mg/L	17:13:01
1	V 292.402†	23927.4	25517.3	[0.1000]	mg/L	17:12:41
1	Zn 213.857†	7955.5	7339.7	[0.1000]	mg/L	17:12:41
2	K 766.490†	10670.4	10227.6	[5.0000]	mg/L	17:12:27
2	Li 670.784†	3664.1	3611.8	[0.1]	mg/L	17:12:27
2	Na 589.592	40927.6	42114.5	[5.0000]	mg/L	17:12:27
2	Y 371.029	3305923.1	3305923.1	0.995	mg/L	17:13:07
2	Ag 328.068†	12165.4	14602.0	[0.05]	mg/L	17:13:13
2	Al 237.313†	4145.0	4245.9	[0.5]	mg/L	17:13:13
2	As 188.979†	73.7	68.5	[0.1000]	mg/L	17:13:33
2	B 182.528†	34.5	40.0	[0.1000]	mg/L	17:13:33
2	Ba 233.527†	10963.5	11157.2	[0.1000]	mg/L	17:13:13
2	Be 313.107†	51455.7	49285.9	[0.0100]	mg/L	17:13:13
2	Ca 315.886†	134003.8	134505.1	[1.0000]	mg/L	17:13:07
2	Cd 228.802†	2058.6	1949.4	[0.0500]	mg/L	17:13:33
2	Co 228.616†	3395.9	3595.0	[0.1000]	mg/L	17:13:33
2	Cr 267.716†	16178.3	15390.2	[0.1000]	mg/L	17:13:13
2	Cu 324.752†	35165.0	28719.6	[0.1000]	mg/L	17:13:13
2	Fe 234.349†	24589.3	23736.4	[0.5]	mg/L	17:13:13
2	Fe 238.204†	59936.0	59215.0	[0.5]	mg/L	17:13:13
2	Mg 279.077†	26446.7	26172.6	[1.0000]	mg/L	17:13:13
2	Mn 257.610†	84537.8	83346.9	[0.1000]	mg/L	17:13:13
2	Mo 202.031†	1342.8	1312.7	[0.1000]	mg/L	17:13:33
2	Ni 231.604†	3072.4	3067.2	[0.1000]	mg/L	17:13:13
2	P 214.914†	1465.4	1393.7	[1]	mg/L	17:13:33
2	Pb 220.353†	709.0	864.7	[0.1000]	mg/L	17:13:33
2	Sb 206.836†	202.0	195.7	[0.1000]	mg/L	17:13:33
2	Se 196.026†	143.3	152.3	[0.2000]	mg/L	17:13:33
2	Sn 189.927†	449.3	368.9	[0.1000]	mg/L	17:13:33
2	Sr 407.771†	240691.0	235697.1	[0.0100]	mg/L	17:13:07

2	Ti 337.279†	71565.9	74067.2	[0.1000] mg/L	17:13:13
2	Tl 190.801†	115.9	116.4	[0.1000] mg/L	17:13:33
2	V 292.402†	24101.4	25776.5	[0.1000] mg/L	17:13:13
2	Zn 213.857†	8013.7	7426.3	[0.1000] mg/L	17:13:13

Mean Data: Calib Std 1

Analyte	Mean Corrected			Calib	
	Intensity	Std.Dev.	RSD	Conc.	Units
Y 371.029	3311735.5	8219.99	0.25%	0.996	mg/L
Ag 328.068†	14548.7	75.31	0.52%	[0.05]	mg/L
Al 237.313†	4223.9	31.14	0.74%	[0.5]	mg/L
As 188.979†	70.3	2.57	3.66%	[0.1000]	mg/L
B 182.528†	39.5	0.66	1.67%	[0.1000]	mg/L
Ba 233.527†	11116.5	57.48	0.52%	[0.1000]	mg/L
Be 313.107†	49168.6	165.85	0.34%	[0.0100]	mg/L
Ca 315.886†	134632.8	180.68	0.13%	[1.0000]	mg/L
Cd 228.802†	1941.7	10.88	0.56%	[0.0500]	mg/L
Co 228.616†	3584.0	15.62	0.44%	[0.1000]	mg/L
Cr 267.716†	15282.8	151.90	0.99%	[0.1000]	mg/L
Cu 324.752†	28582.1	194.47	0.68%	[0.1000]	mg/L
Fe 234.349†	23645.5	128.52	0.54%	[0.5]	mg/L
Fe 238.204†	58886.2	465.01	0.79%	[0.5]	mg/L
K 766.490†	10220.8	9.68	0.09%	[5.0000]	mg/L
Li 670.784†	3602.1	13.64	0.38%	[0.1]	mg/L
Mg 279.077†	26046.6	178.15	0.68%	[1.0000]	mg/L
Mn 257.610†	82957.0	551.40	0.66%	[0.1000]	mg/L
Mo 202.031†	1307.8	6.91	0.53%	[0.1000]	mg/L
Na 589.592	41989.6	176.60	0.42%	[5.0000]	mg/L
Ni 231.604†	3063.8	4.80	0.16%	[0.1000]	mg/L
P 214.914†	1383.0	15.13	1.09%	[1]	mg/L
Pb 220.353†	856.6	11.48	1.34%	[0.1000]	mg/L
Sb 206.836†	197.2	2.06	1.04%	[0.1000]	mg/L
Se 196.026†	154.2	2.67	1.73%	[0.2000]	mg/L
Sn 189.927†	358.8	14.20	3.96%	[0.1000]	mg/L
Sr 407.771†	235746.7	70.16	0.03%	[0.0100]	mg/L
Ti 337.279†	73814.8	357.02	0.48%	[0.1000]	mg/L
Tl 190.801†	123.3	9.69	7.86%	[0.1000]	mg/L
V 292.402†	25646.9	183.32	0.71%	[0.1000]	mg/L
Zn 213.857†	7383.0	61.21	0.83%	[0.1000]	mg/L

=====

Sequence No.: 3
Sample ID: Calib Std 2
Analyst:
Initial Sample Wt:
Dilution:

Autosampler Location: 3
Date Collected: 7/15/2006 5:15:10 PM
Data Type: Original
Initial Sample Vol:
Sample Prep Vol:

Replicate Data: Calib Std 2

Repl#	Analyte	Net		Calib.	Analysis
		Intensity	Corrected Intensity		
1	K 766.490†	51013.2	51222.7	[25.0000] mg/L	17:16:45
1	Li 670.784†	17845.9	18022.0	[0.5] mg/L	17:16:45
1	Na 589.592	198490.9	199677.8	[25.000] mg/L	17:16:45
1	Y 371.029	3278367.7	3278367.7	0.986 mg/L	17:16:59
1	Ag 328.068†	67432.4	70741.7	[0.25] mg/L	17:17:05
1	Al 237.313†	20236.3	20596.4	[2.5] mg/L	17:17:05
1	As 188.979†	345.4	344.6	[0.5000] mg/L	17:17:25
1	B 182.528†	190.1	198.0	[0.5000] mg/L	17:17:25
1	Ba 233.527†	53040.2	53912.8	[0.5000] mg/L	17:17:05
1	Be 313.107†	239551.6	240437.1	[0.0500] mg/L	17:16:59
1	Ca 315.886†	649387.0	658200.7	[5.0000] mg/L	17:16:59
1	Cd 228.802†	9495.3	9507.1	[0.2500] mg/L	17:17:25
1	Co 228.616†	16644.7	17057.1	[0.5000] mg/L	17:17:05
1	Cr 267.716†	73657.0	73806.4	[0.5000] mg/L	17:17:05
1	Cu 324.752†	144802.8	140181.9	[0.5000] mg/L	17:17:05
1	Fe 234.349†	114044.5	114645.7	[2.5] mg/L	17:17:05
1	Fe 238.204†	281132.5	283999.5	[2.5] mg/L	17:17:05
1	Mg 279.077†	124483.0	125798.1	[5.0000] mg/L	17:17:05
1	Mn 257.610†	396582.6	400453.2	[0.5000] mg/L	17:17:05
1	Mo 202.031†	6369.5	6420.7	[0.5000] mg/L	17:17:25

1	Ni 231.604†	14420.2	14599.1	[0.5000]	mg/L	17:17:05
1	P 214.914†	6870.9	6886.9	[5]	mg/L	17:17:25
1	Pb 220.353†	4020.7	4228.6	[0.5000]	mg/L	17:17:25
1	Sb 206.836†	942.8	948.6	[0.5000]	mg/L	17:17:25
1	Se 196.026†	733.4	751.9	[1.0000]	mg/L	17:17:25
1	Sn 189.927†	1787.0	1728.9	[0.5000]	mg/L	17:17:25
1	Sr 407.771†	1118003.8	1127265.9	[0.0500]	mg/L	17:16:59
1	Ti 337.279†	353818.0	360856.2	[0.5000]	mg/L	17:17:05
1	Tl 190.801†	616.6	625.1	[0.5000]	mg/L	17:17:25
1	V 292.402†	122019.3	125262.3	[0.5000]	mg/L	17:17:05
1	Zn 213.857†	36256.2	36129.9	[0.5000]	mg/L	17:17:05
2	K 766.490†	51446.5	51460.6	[25.0000]	mg/L	17:16:50
2	Li 670.784†	18093.2	18202.0	[0.5]	mg/L	17:16:50
2	Na 589.592	198031.8	199218.7	[25.000]	mg/L	17:16:50
2	Y 371.029	3291073.2	3291073.2	0.990	mg/L	17:17:31
2	Ag 328.068†	68243.9	71297.5	[0.25]	mg/L	17:17:37
2	Al 237.313†	20409.4	20692.0	[2.5]	mg/L	17:17:37
2	As 188.979†	347.4	345.3	[0.5000]	mg/L	17:17:57
2	B 182.528†	194.5	201.7	[0.5000]	mg/L	17:17:57
2	Ba 233.527†	53707.0	54378.5	[0.5000]	mg/L	17:17:37
2	Be 313.107†	240405.0	240361.3	[0.0500]	mg/L	17:17:31
2	Ca 315.886†	652877.0	659183.7	[5.0000]	mg/L	17:17:31
2	Cd 228.802†	9516.2	9491.0	[0.2500]	mg/L	17:17:57
2	Co 228.616†	16918.2	17268.2	[0.5000]	mg/L	17:17:37
2	Cr 267.716†	74520.9	74390.6	[0.5000]	mg/L	17:17:37
2	Cu 324.752†	146724.0	141555.6	[0.5000]	mg/L	17:17:37
2	Fe 234.349†	115046.8	115211.6	[2.5]	mg/L	17:17:37
2	Fe 238.204†	284234.2	286031.8	[2.5]	mg/L	17:17:37
2	Mg 279.077†	125842.4	126683.9	[5.0000]	mg/L	17:17:37
2	Mn 257.610†	400577.2	402935.4	[0.5000]	mg/L	17:17:37
2	Mo 202.031†	6400.2	6426.7	[0.5000]	mg/L	17:17:57
2	Ni 231.604†	14650.4	14775.1	[0.5000]	mg/L	17:17:37
2	P 214.914†	6898.9	6888.2	[5]	mg/L	17:17:57
2	Pb 220.353†	4027.2	4219.4	[0.5000]	mg/L	17:17:57
2	Sb 206.836†	943.7	945.7	[0.5000]	mg/L	17:17:57
2	Se 196.026†	753.0	768.8	[1.0000]	mg/L	17:17:57
2	Sn 189.927†	1793.1	1728.1	[0.5000]	mg/L	17:17:57
2	Sr 407.771†	1121889.1	1126813.9	[0.0500]	mg/L	17:17:31
2	Ti 337.279†	357282.0	362969.9	[0.5000]	mg/L	17:17:37
2	Tl 190.801†	616.1	622.2	[0.5000]	mg/L	17:17:57
2	V 292.402†	123139.5	125916.1	[0.5000]	mg/L	17:17:37
2	Zn 213.857†	36599.0	36334.2	[0.5000]	mg/L	17:17:37

Mean Data: Calib Std 2

Analyte	Mean Corrected Intensity	Std.Dev.	RSD	Conc.	Calib Units
Y 371.029	3284720.4	8984.14	0.27%	0.988	mg/L
Ag 328.068†	71019.6	392.96	0.55%	[0.25]	mg/L
Al 237.313†	20644.2	67.61	0.33%	[2.5]	mg/L
As 188.979†	345.0	0.46	0.13%	[0.5000]	mg/L
B 182.528†	199.9	2.62	1.31%	[0.5000]	mg/L
Ba 233.527†	54145.7	329.35	0.61%	[0.5000]	mg/L
Be 313.107†	240399.2	53.57	0.02%	[0.0500]	mg/L
Ca 315.886†	658692.2	695.10	0.11%	[5.0000]	mg/L
Cd 228.802†	9499.0	11.33	0.12%	[0.2500]	mg/L
Co 228.616†	17162.7	149.30	0.87%	[0.5000]	mg/L
Cr 267.716†	74098.5	413.13	0.56%	[0.5000]	mg/L
Cu 324.752†	140868.7	971.29	0.69%	[0.5000]	mg/L
Fe 234.349†	114928.6	400.15	0.35%	[2.5]	mg/L
Fe 238.204†	285015.6	1437.06	0.50%	[2.5]	mg/L
K 766.490†	51341.6	168.27	0.33%	[25.0000]	mg/L
Li 670.784†	18112.0	127.25	0.70%	[0.5]	mg/L
Mg 279.077†	126241.0	626.37	0.50%	[5.0000]	mg/L
Mn 257.610†	401694.3	1755.18	0.44%	[0.5000]	mg/L
Mo 202.031†	6423.7	4.25	0.07%	[0.5000]	mg/L
Na 589.592	199448.2	324.61	0.16%	[25.000]	mg/L
Ni 231.604†	14687.1	124.46	0.85%	[0.5000]	mg/L
P 214.914†	6887.6	0.95	0.01%	[5]	mg/L
Pb 220.353†	4224.0	6.50	0.15%	[0.5000]	mg/L
Sb 206.836†	947.1	2.00	0.21%	[0.5000]	mg/L
Se 196.026†	760.4	11.98	1.58%	[1.0000]	mg/L

Sn 189.927†	1728.5	0.60	0.03%	[0.5000]	mg/L
Sr 407.771†	1127039.9	319.62	0.03%	[0.0500]	mg/L
Ti 337.279†	361913.0	1494.61	0.41%	[0.5000]	mg/L
Tl 190.801†	623.7	2.05	0.33%	[0.5000]	mg/L
V 292.402†	125589.2	462.31	0.37%	[0.5000]	mg/L
Zn 213.857†	36232.1	144.46	0.40%	[0.5000]	mg/L

Sequence No.: 4

Sample ID: Calib Std 3

Analyst:

Initial Sample Wt:

Dilution:

Autosampler Location: 4

Date Collected: 7/15/2006 5:19:36 PM

Data Type: Original

Initial Sample Vol:

Sample Prep Vol:

Replicate Data: Calib Std 3

Repl#	Analyte	Net Intensity	Corrected Intensity	Conc.	Calib. Units	Analysis Time
1	K 766.490†	100079.4	101899.8	[50.0000]	mg/L	17:21:11
1	Li 670.784†	34490.4	35218.0	[1]	mg/L	17:21:11
1	Na 589.592	392122.7	393309.6	[50.000]	mg/L	17:21:11
1	Y 371.029	3248678.7	3248678.7	0.977	mg/L	17:21:27
1	Ag 328.068†	135409.6	140920.6	[0.5]	mg/L	17:21:33
1	Al 237.313†	40427.9	41443.9	[5]	mg/L	17:21:33
1	As 188.979†	680.0	690.2	[1.0000]	mg/L	17:21:54
1	B 182.528†	380.2	394.3	[1.0000]	mg/L	17:21:54
1	Ba 233.527†	105506.9	108087.9	[1.0000]	mg/L	17:21:33
1	Be 313.107†	478453.4	487100.4	[0.1000]	mg/L	17:21:33
1	Ca 315.886†	1292190.8	1321932.9	[10.0000]	mg/L	17:21:27
1	Cd 228.802†	18745.5	19059.9	[0.5000]	mg/L	17:21:54
1	Co 228.616†	33519.9	34478.0	[1.0000]	mg/L	17:21:54
1	Cr 267.716†	145054.4	147542.5	[1.0000]	mg/L	17:21:33
1	Cu 324.752†	280997.3	280877.5	[1.0000]	mg/L	17:21:33
1	Fe 234.349†	224388.3	228605.9	[5.0]	mg/L	17:21:33
1	Fe 238.204†	554744.8	566563.8	[5.0]	mg/L	17:21:33
1	Mg 279.077†	245456.6	250731.4	[10.0000]	mg/L	17:21:33
1	Mn 257.610†	782530.4	799028.7	[1.0000]	mg/L	17:21:33
1	Mo 202.031†	12670.2	12926.6	[1.0000]	mg/L	17:21:54
1	Ni 231.604†	28427.2	29064.6	[1.0000]	mg/L	17:21:33
1	P 214.914†	13709.8	13948.1	[10]	mg/L	17:21:54
1	Pb 220.353†	8148.5	8489.4	[1.0000]	mg/L	17:21:54
1	Sb 206.836†	1857.3	1893.0	[1.0000]	mg/L	17:21:54
1	Se 196.026†	1480.4	1523.0	[2.0000]	mg/L	17:21:54
1	Sn 189.927†	3439.6	3436.5	[1.0000]	mg/L	17:21:54
1	Sr 407.771†	2191799.7	2236330.4	[0.1000]	mg/L	17:21:27
1	Ti 337.279†	706557.2	725056.4	[1.0000]	mg/L	17:21:33
1	Tl 190.801†	1204.7	1232.6	[1.0000]	mg/L	17:21:54
1	V 292.402†	244238.1	251446.9	[1.0000]	mg/L	17:21:33
1	Zn 213.857†	71258.2	72279.8	[1.0000]	mg/L	17:21:33
2	K 766.490†	100984.3	102317.9	[50.0000]	mg/L	17:21:17
2	Li 670.784†	34754.9	35313.9	[1]	mg/L	17:21:17
2	Na 589.592	397090.7	398277.6	[50.000]	mg/L	17:21:17
2	Y 371.029	3264718.8	3264718.8	0.982	mg/L	17:22:00
2	Ag 328.068†	135010.5	139833.6	[0.5]	mg/L	17:22:06
2	Al 237.313†	40730.3	41548.6	[5]	mg/L	17:22:06
2	As 188.979†	679.2	685.9	[1.0000]	mg/L	17:22:27
2	B 182.528†	388.1	400.4	[1.0000]	mg/L	17:22:27
2	Ba 233.527†	106317.3	108382.7	[1.0000]	mg/L	17:22:06
2	Be 313.107†	479473.7	485734.0	[0.1000]	mg/L	17:22:06
2	Ca 315.886†	1299148.0	1322520.6	[10.0000]	mg/L	17:22:00
2	Cd 228.802†	18733.8	18953.7	[0.5000]	mg/L	17:22:27
2	Co 228.616†	33505.8	34295.1	[1.0000]	mg/L	17:22:27
2	Cr 267.716†	145852.2	147625.6	[1.0000]	mg/L	17:22:06
2	Cu 324.752†	281445.2	279921.0	[1.0000]	mg/L	17:22:06
2	Fe 234.349†	225132.9	228236.0	[5.0]	mg/L	17:22:06
2	Fe 238.204†	557983.4	567072.5	[5.0]	mg/L	17:22:06
2	Mg 279.077†	246762.8	250827.4	[10.0000]	mg/L	17:22:06
2	Mn 257.610†	785766.9	798390.1	[1.0000]	mg/L	17:22:06
2	Mo 202.031†	12639.9	12832.0	[1.0000]	mg/L	17:22:27
2	Ni 231.604†	28865.8	29368.2	[1.0000]	mg/L	17:22:06
2	P 214.914†	13718.3	13887.8	[10]	mg/L	17:22:27
2	Pb 220.353†	8104.4	8403.5	[1.0000]	mg/L	17:22:27

2	Sb 206.836†	1867.6	1894.2	[1.0000]	mg/L	17:22:27
2	Se 196.026†	1495.5	1531.0	[2.0000]	mg/L	17:22:27
2	Sn 189.927†	3448.5	3428.2	[1.0000]	mg/L	17:22:27
2	Sr 407.771†	2200402.2	2234070.8	[0.1000]	mg/L	17:22:00
2	Ti 337.279†	708923.8	723914.1	[1.0000]	mg/L	17:22:06
2	Tl 190.801†	1202.1	1223.9	[1.0000]	mg/L	17:22:27
2	V 292.402†	246177.0	252193.2	[1.0000]	mg/L	17:22:06
2	Zn 213.857†	71786.0	72459.0	[1.0000]	mg/L	17:22:06

Mean Data: Calib Std 3

Analyte	Mean Corrected Intensity	Std.Dev.	RSD	Conc.	Calib Units
Y 371.029	3256698.8	11342.06	0.35%	0.980	mg/L
Ag 328.068†	140377.1	768.66	0.55%	[0.5]	mg/L
Al 237.313†	41496.2	74.04	0.18%	[5]	mg/L
As 188.979†	688.1	3.04	0.44%	[1.0000]	mg/L
B 182.528†	397.4	4.30	1.08%	[1.0000]	mg/L
Ba 233.527†	108235.3	208.47	0.19%	[1.0000]	mg/L
Be 313.107†	486417.2	966.23	0.20%	[0.1000]	mg/L
Ca 315.886†	1322226.8	415.50	0.03%	[10.0000]	mg/L
Cd 228.802†	19006.8	75.06	0.39%	[0.5000]	mg/L
Co 228.616†	34386.6	129.29	0.38%	[1.0000]	mg/L
Cr 267.716†	147584.1	58.73	0.04%	[1.0000]	mg/L
Cu 324.752†	280399.2	676.37	0.24%	[1.0000]	mg/L
Fe 234.349†	228420.9	261.55	0.11%	[5.0]	mg/L
Fe 238.204†	566818.2	359.67	0.06%	[5.0]	mg/L
K 766.490†	102108.9	295.68	0.29%	[50.0000]	mg/L
Li 670.784†	35266.0	67.85	0.19%	[1]	mg/L
Mg 279.077†	250779.4	67.86	0.03%	[10.0000]	mg/L
Mn 257.610†	798709.4	451.59	0.06%	[1.0000]	mg/L
Mo 202.031†	12879.3	66.87	0.52%	[1.0000]	mg/L
Na 589.592	395793.6	3512.91	0.89%	[50.000]	mg/L
Ni 231.604†	29216.4	214.72	0.73%	[1.0000]	mg/L
P 214.914†	13918.0	42.62	0.31%	[10]	mg/L
Pb 220.353†	8446.4	60.73	0.72%	[1.0000]	mg/L
Sb 206.836†	1893.6	0.84	0.04%	[1.0000]	mg/L
Se 196.026†	1527.0	5.61	0.37%	[2.0000]	mg/L
Sn 189.927†	3432.4	5.82	0.17%	[1.0000]	mg/L
Sr 407.771†	2235200.6	1597.79	0.07%	[0.1000]	mg/L
Ti 337.279†	724485.3	807.74	0.11%	[1.0000]	mg/L
Tl 190.801†	1228.3	6.14	0.50%	[1.0000]	mg/L
V 292.402†	251820.0	527.70	0.21%	[1.0000]	mg/L
Zn 213.857†	72369.4	126.69	0.18%	[1.0000]	mg/L

Calibration Summary

Analyte	Stds.	Equation	Intercept	Slope	Curvature	Corr. Coef.	Reslope
Ag 328.068	3	Lin, Calc Int	380.8	280500	0.00000	0.999980	
Al 237.313	3	Lin, Calc Int	13.6	8289	0.00000	0.999993	
As 188.979	3	Lin, Calc Int	0.8	687.5	0.00000	0.999998	
B 182.528	3	Lin, Calc Int	0.1	397.6	0.00000	0.999994	
Ba 233.527	3	Lin, Calc Int	135.2	108100	0.00000	0.999997	
Be 313.107	3	Lin, Calc Int	-287.4	4857000	0.00000	0.999978	
Ca 315.886	3	Lin, Calc Int	619.9	132100	0.00000	0.999995	
Cd 228.802	3	Lin, Calc Int	17.4	37970	0.00000	0.999998	
Co 228.616	3	Lin, Calc Int	58.8	34310	0.00000	0.999990	
Cr 267.716	3	Lin, Calc Int	289.4	147400	0.00000	0.999994	
Cu 324.752	3	Lin, Calc Int	364.6	280200	0.00000	0.999996	
Fe 234.349	3	Lin, Calc Int	489.6	45630	0.00000	0.999992	
Fe 238.204	3	Lin, Calc Int	1275.7	113200	0.00000	0.999991	
K 766.490	3	Lin, Calc Int	57.7	2043	0.00000	0.999995	
Li 670.784	3	Lin, Calc Int	122.3	35310	0.00000	0.999898	
Mg 279.077	3	Lin, Calc Int	587.5	25040	0.00000	0.999990	
Mn 257.610	3	Lin, Calc Int	1802.8	797600	0.00000	0.999991	
Mo 202.031	3	Lin, Calc Int	5.8	12870	0.00000	0.999997	
Na 589.592	3	Lin, Calc Int	1356.8	7898	0.00000	0.999980	
Ni 231.604	3	Lin, Calc Int	77.7	29160	0.00000	0.999888	
P 214.914	3	Lin, Calc Int	-17.1	1391	0.00000	0.999985	
Pb 220.353	3	Lin, Calc Int	5.5	8441	0.00000	0.999999	
Sb 206.836	3	Lin, Calc Int	3.5	1890	0.00000	0.999992	

Element	Count	Lin	Calc	Int	Value 1	Value 2	Value 3	Value 4
Se 196.026	3	Lin	Calc	Int	0.1	762.9	0.00000	0.999996
Sn 189.927	3	Lin	Calc	Int	9.2	3427	0.00000	0.999988
Sr 407.771	3	Lin	Calc	Int	7174.0	22310000	0.00000	0.999982
Ti 337.279	3	Lin	Calc	Int	544.9	723800	0.00000	0.999998
Tl 190.801	3	Lin	Calc	Int	2.0	1230	0.00000	0.999965
V 292.402	3	Lin	Calc	Int	146.7	251500	0.00000	0.999997
Zn 213.857	3	Lin	Calc	Int	73.6	72310	0.00000	0.999998

Sequence No.: 5
Sample ID: STD2
Analyst:
Initial Sample Wt:
Dilution:

Autosampler Location: 3
Date Collected: 7/15/2006 5:24:05 PM
Data Type: Original
Initial Sample Vol:
Sample Prep Vol:

Replicate Data: STD2

Repl#	Analyte	Net Intensity	Corrected Intensity	Calib. Conc.	Units	Sample Conc.	Units	Analysis Time
1	K 766.490†	50555.6	51081.2	24.97	mg/L	24.97	mg/L	17:25:42
1	Li 670.784†	17873.9	18164.4	0.5110	mg/L	0.5110	mg/L	17:25:42
1	Na 589.592	197817.9	199004.8	25.03	mg/L	25.03	mg/L	17:25:42
1	Y 371.029	3257873.1	3257873.1	0.980	mg/L			17:25:56
1	Ag 328.068†	67215.4	70950.4	0.2520	mg/L	0.2520	mg/L	17:26:02
1	Al 237.313†	20107.6	20594.2	2.474	mg/L	2.474	mg/L	17:26:02
1	As 188.979†	335.6	336.8	0.4876	mg/L	0.4876	mg/L	17:26:22
1	B 182.528†	193.4	202.7	0.5093	mg/L	0.5093	mg/L	17:26:22
1	Ba 233.527†	52928.4	54137.0	0.4995	mg/L	0.4995	mg/L	17:26:02
1	Be 313.107†	239452.7	241864.1	0.0495	mg/L	0.0495	mg/L	17:25:56
1	Ca 315.886†	650907.3	663893.9	5.025	mg/L	5.025	mg/L	17:25:56
1	Cd 228.802†	9430.5	9501.6	0.2496	mg/L	0.2496	mg/L	17:26:22
1	Co 228.616†	16661.0	17179.9	0.4978	mg/L	0.4978	mg/L	17:26:02
1	Cr 267.716†	73347.2	73960.1	0.4995	mg/L	0.4995	mg/L	17:26:02
1	Cu 324.752†	145158.3	141468.3	0.5042	mg/L	0.5042	mg/L	17:26:02
1	Fe 234.349†	113636.9	114957.2	2.503	mg/L	2.503	mg/L	17:26:02
1	Fe 238.204†	280290.5	284933.6	2.506	mg/L	2.506	mg/L	17:26:02
1	Mg 279.077†	124143.0	126245.2	5.021	mg/L	5.021	mg/L	17:26:02
1	Mn 257.610†	395548.8	401928.0	0.5018	mg/L	0.5018	mg/L	17:26:02
1	Mo 202.031†	6382.4	6474.5	0.5027	mg/L	0.5027	mg/L	17:26:22
1	Ni 231.604†	14497.3	14769.7	0.5044	mg/L	0.5044	mg/L	17:26:02
1	P 214.914†	6847.8	6907.2	4.978	mg/L	4.978	mg/L	17:26:22
1	Pb 220.353†	3998.7	4231.7	0.5019	mg/L	0.5019	mg/L	17:26:22
1	Sb 206.836†	943.7	955.4	0.4931	mg/L	0.4931	mg/L	17:26:22
1	Se 196.026†	738.1	761.3	0.9979	mg/L	0.9979	mg/L	17:26:22
1	Sn 189.927†	1786.7	1740.0	0.5057	mg/L	0.5057	mg/L	17:26:22
1	Sr 407.771†	1118484.9	1134887.9	0.0506	mg/L	0.0506	mg/L	17:25:56
1	Ti 337.279†	352583.4	361853.3	0.4992	mg/L	0.4992	mg/L	17:26:02
1	Tl 190.801†	603.8	616.0	0.5020	mg/L	0.5020	mg/L	17:26:22
1	V 292.402†	121653.0	125666.8	0.5061	mg/L	0.5061	mg/L	17:26:02
1	Zn 213.857†	36257.4	36362.4	0.4994	mg/L	0.4994	mg/L	17:26:02
2	K 766.490†	50857.1	51519.9	25.19	mg/L	25.19	mg/L	17:25:47
2	Li 670.784†	17724.3	18057.5	0.5080	mg/L	0.5080	mg/L	17:25:47
2	Na 589.592	197016.7	198203.6	24.93	mg/L	24.93	mg/L	17:25:47
2	Y 371.029	3249659.2	3249659.2	0.978	mg/L			17:26:28
2	Ag 328.068†	67242.3	71151.4	0.2527	mg/L	0.2527	mg/L	17:26:34
2	Al 237.313†	20121.0	20659.8	2.482	mg/L	2.482	mg/L	17:26:34
2	As 188.979†	347.0	349.3	0.5058	mg/L	0.5058	mg/L	17:26:54
2	B 182.528†	195.5	205.2	0.5158	mg/L	0.5158	mg/L	17:26:54
2	Ba 233.527†	53073.8	54422.2	0.5021	mg/L	0.5021	mg/L	17:26:34
2	Be 313.107†	239033.0	242052.4	0.0496	mg/L	0.0496	mg/L	17:26:28
2	Ca 315.886†	646971.6	661546.8	5.007	mg/L	5.007	mg/L	17:26:28
2	Cd 228.802†	9521.5	9618.9	0.2526	mg/L	0.2526	mg/L	17:26:54
2	Co 228.616†	16652.4	17214.1	0.4988	mg/L	0.4988	mg/L	17:26:34
2	Cr 267.716†	73561.2	74368.1	0.5022	mg/L	0.5022	mg/L	17:26:34
2	Cu 324.752†	144979.4	141659.7	0.5049	mg/L	0.5049	mg/L	17:26:34
2	Fe 234.349†	113712.3	115327.4	2.511	mg/L	2.511	mg/L	17:26:34
2	Fe 238.204†	281100.9	286485.4	2.520	mg/L	2.520	mg/L	17:26:34
2	Mg 279.077†	124024.9	126444.6	5.029	mg/L	5.029	mg/L	17:26:34
2	Mn 257.610†	396299.7	403716.2	0.5040	mg/L	0.5040	mg/L	17:26:34
2	Mo 202.031†	6419.3	6528.7	0.5069	mg/L	0.5069	mg/L	17:26:54
2	Ni 231.604†	14389.6	14696.9	0.5020	mg/L	0.5020	mg/L	17:26:34
2	P 214.914†	6898.9	6977.0	5.028	mg/L	5.028	mg/L	17:26:54

2	Pb 220.353†	4037.8	4282.1	0.5078 mg/L	0.5078 mg/L	17:26:5
2	Sb 206.836†	950.7	965.0	0.4981 mg/L	0.4981 mg/L	17:26:5
2	Se 196.026†	746.8	772.2	1.012 mg/L	1.012 mg/L	17:26:5
2	Sn 189.927†	1803.7	1762.1	0.5121 mg/L	0.5121 mg/L	17:26:5
2	Sr 407.771†	1113580.5	1132755.8	0.0505 mg/L	0.0505 mg/L	17:26:2
2	Ti 337.279†	353424.7	363623.2	0.5016 mg/L	0.5016 mg/L	17:26:3
2	Tl 190.801†	611.2	625.1	0.5094 mg/L	0.5094 mg/L	17:26:5
2	V 292.402†	121832.1	126163.8	0.5082 mg/L	0.5082 mg/L	17:26:3
2	Zn 213.857†	36250.5	36448.9	0.5006 mg/L	0.5006 mg/L	17:26:3

Mean Data: STD2

Analyte	Mean Corrected Intensity	Conc. Units	Calib	Std.Dev.	Sample Conc. Units	Std.Dev.	RSD
Y 371.029	3253766.2	0.979 mg/L		0.0017			0.18%
Ag 328.068†	71050.9	0.2524 mg/L		0.00051	0.2524 mg/L	0.00051	0.20%
	QC value within limits for Ag 328.068	Recovery = 100.95%					
Al 237.313†	20627.0	2.478 mg/L		0.0056	2.478 mg/L	0.0056	0.22%
	QC value within limits for Al 237.313	Recovery = 99.12%					
As 188.979†	343.0	0.4967 mg/L		0.01286	0.4967 mg/L	0.01286	2.59%
	QC value within limits for As 188.979	Recovery = 99.33%					
B 182.528†	203.9	0.5125 mg/L		0.00459	0.5125 mg/L	0.00459	0.90%
	QC value within limits for B 182.528	Recovery = 102.51%					
Ba 233.527†	54279.6	0.5008 mg/L		0.00187	0.5008 mg/L	0.00187	0.37%
	QC value within limits for Ba 233.527	Recovery = 100.16%					
Be 313.107†	241958.2	0.0496 mg/L		0.00003	0.0496 mg/L	0.00003	0.05%
	QC value within limits for Be 313.107	Recovery = 99.11%					
Ca 315.886†	662720.4	5.016 mg/L		0.0126	5.016 mg/L	0.0126	0.25%
	QC value within limits for Ca 315.886	Recovery = 100.32%					
Cd 228.802†	9560.2	0.2511 mg/L		0.00212	0.2511 mg/L	0.00212	0.84%
	QC value within limits for Cd 228.802	Recovery = 100.44%					
Co 228.616†	17197.0	0.4983 mg/L		0.00070	0.4983 mg/L	0.00070	0.14%
	QC value within limits for Co 228.616	Recovery = 99.66%					
Cr 267.716†	74164.1	0.5008 mg/L		0.00196	0.5008 mg/L	0.00196	0.39%
	QC value within limits for Cr 267.716	Recovery = 100.17%					
Cu 324.752†	141564.0	0.5046 mg/L		0.00048	0.5046 mg/L	0.00048	0.10%
	QC value within limits for Cu 324.752	Recovery = 100.92%					
Fe 234.349†	115142.3	2.507 mg/L		0.0058	2.507 mg/L	0.0058	0.23%
	QC value within limits for Fe 234.349	Recovery = 100.29%					
Fe 238.204†	285709.5	2.513 mg/L		0.0097	2.513 mg/L	0.0097	0.39%
	QC value within limits for Fe 238.204	Recovery = 100.53%					
K 766.490†	51300.5	25.08 mg/L		0.152	25.08 mg/L	0.152	0.61%
	QC value within limits for K 766.490	Recovery = 100.33%					
Li 670.784†	18111.0	0.5095 mg/L		0.00214	0.5095 mg/L	0.00214	0.42%
	QC value within limits for Li 670.784	Recovery = 101.90%					
Mg 279.077†	126344.9	5.025 mg/L		0.0056	5.025 mg/L	0.0056	0.11%
	QC value within limits for Mg 279.077	Recovery = 100.51%					
Mn 257.610†	402822.1	0.5029 mg/L		0.00159	0.5029 mg/L	0.00159	0.32%
	QC value within limits for Mn 257.610	Recovery = 100.58%					
Mo 202.031†	6501.6	0.5048 mg/L		0.00298	0.5048 mg/L	0.00298	0.59%
	QC value within limits for Mo 202.031	Recovery = 100.97%					
Na 589.592	198604.2	24.98 mg/L		0.072	24.98 mg/L	0.072	0.29%
	QC value within limits for Na 589.592	Recovery = 99.90%					
Ni 231.604†	14733.3	0.5032 mg/L		0.00176	0.5032 mg/L	0.00176	0.35%
	QC value within limits for Ni 231.604	Recovery = 100.64%					
P 214.914†	6942.1	5.003 mg/L		0.0355	5.003 mg/L	0.0355	0.71%
	QC value within limits for P 214.914	Recovery = 100.06%					
Pb 220.353†	4256.9	0.5049 mg/L		0.00423	0.5049 mg/L	0.00423	0.84%
	QC value within limits for Pb 220.353	Recovery = 100.97%					
Sb 206.836†	960.2	0.4956 mg/L		0.00354	0.4956 mg/L	0.00354	0.71%
	QC value within limits for Sb 206.836	Recovery = 99.11%					
Se 196.026†	766.8	1.005 mg/L		0.0100	1.005 mg/L	0.0100	1.00%
	QC value within limits for Se 196.026	Recovery = 100.50%					
Sn 189.927†	1751.1	0.5089 mg/L		0.00455	0.5089 mg/L	0.00455	0.89%
	QC value within limits for Sn 189.927	Recovery = 101.78%					
Sr 407.771†	1133821.9	0.0505 mg/L		0.00007	0.0505 mg/L	0.00007	0.13%
	QC value within limits for Sr 407.771	Recovery = 101.01%					
Ti 337.279†	362738.3	0.5004 mg/L		0.00173	0.5004 mg/L	0.00173	0.35%
	QC value within limits for Ti 337.279	Recovery = 100.09%					
Tl 190.801†	620.6	0.5057 mg/L		0.00524	0.5057 mg/L	0.00524	1.04%
	QC value within limits for Tl 190.801	Recovery = 101.15%					
V 292.402†	125915.3	0.5072 mg/L		0.00144	0.5072 mg/L	0.00144	0.28%

QC value within limits for V 292.402 Recovery = 101.43%
 Zn 213.857† 36405.6 0.5000 mg/L 0.00086 0.5000 mg/L 0.00086 0.17%
 QC value within limits for Zn 213.857 Recovery = 100.00%
 All analyte(s) passed QC.

Sequence No.: 6

Autosampler Location: 5

Sample ID: ICV

Date Collected: 7/15/2006 5:28:33 PM

Analyst:

Data Type: Original

Initial Sample Wt:

Initial Sample Vol:

Dilution:

Sample Prep Vol:

Replicate Data: ICV

Repl#	Analyte	Net Intensity	Corrected Intensity	Calib. Conc. Units	Sample Conc. Units	Analysis Time
1	K 766.490†	50539.1	51040.0	24.95 mg/L	24.95 mg/L	17:30:09
1	Li 670.784†	17594.7	17871.1	0.5027 mg/L	0.5027 mg/L	17:30:09
1	Na 589.592	197351.7	198538.6	24.97 mg/L	24.97 mg/L	17:30:09
1	Y 371.029	3259415.6	3259415.6	0.981 mg/L		17:30:24
1	Ag 328.068†	68520.9	72249.4	0.2567 mg/L	0.2567 mg/L	17:30:29
1	Al 237.313†	20172.6	20650.8	2.481 mg/L	2.481 mg/L	17:30:29
1	As 188.979†	332.8	333.8	0.4833 mg/L	0.4833 mg/L	17:30:49
1	B 182.528†	189.9	198.9	0.4999 mg/L	0.4999 mg/L	17:30:49
1	Ba 233.527†	52848.9	54030.3	0.4985 mg/L	0.4985 mg/L	17:30:29
1	Be 313.107†	243999.6	246385.5	0.0505 mg/L	0.0505 mg/L	17:30:24
1	Ca 315.886†	656775.4	669564.1	5.068 mg/L	5.068 mg/L	17:30:24
1	Cd 228.802†	9535.1	9603.7	0.2523 mg/L	0.2523 mg/L	17:30:49
1	Co 228.616†	16661.6	17172.5	0.4977 mg/L	0.4977 mg/L	17:30:29
1	Cr 267.716†	74675.1	75278.9	0.5084 mg/L	0.5084 mg/L	17:30:29
1	Cu 324.752†	146331.2	142594.4	0.5082 mg/L	0.5082 mg/L	17:30:29
1	Fe 234.349†	116033.1	117346.0	2.555 mg/L	2.555 mg/L	17:30:29
1	Fe 238.204†	286676.0	291310.4	2.563 mg/L	2.563 mg/L	17:30:29
1	Mg 279.077†	123823.4	125859.3	5.006 mg/L	5.006 mg/L	17:30:29
1	Mn 257.610†	393779.2	399323.3	0.4993 mg/L	0.4993 mg/L	17:30:24
1	Mo 202.031†	6338.5	6426.6	0.4990 mg/L	0.4990 mg/L	17:30:49
1	Ni 231.604†	14632.7	14900.8	0.5089 mg/L	0.5089 mg/L	17:30:29
1	P 214.914†	6753.4	6807.5	4.906 mg/L	4.906 mg/L	17:30:49
1	Pb 220.353†	3983.4	4214.3	0.4998 mg/L	0.4998 mg/L	17:30:49
1	Sb 206.836†	933.1	944.3	0.4870 mg/L	0.4870 mg/L	17:30:49
1	Se 196.026†	743.8	766.8	1.005 mg/L	1.005 mg/L	17:30:49
1	Sn 189.927†	1800.8	1753.5	0.5096 mg/L	0.5096 mg/L	17:30:49
1	Sr 407.771†	1120739.2	1136646.9	0.0506 mg/L	0.0506 mg/L	17:30:24
1	Ti 337.279†	333418.1	342137.8	0.4720 mg/L	0.4720 mg/L	17:30:29
1	Tl 190.801†	601.8	613.7	0.5001 mg/L	0.5001 mg/L	17:30:49
1	V 292.402†	122617.3	126591.5	0.5098 mg/L	0.5098 mg/L	17:30:29
1	Zn 213.857†	36668.1	36763.8	0.5049 mg/L	0.5049 mg/L	17:30:29
2	K 766.490†	50842.8	51244.1	25.05 mg/L	25.05 mg/L	17:30:14
2	Li 670.784†	17728.7	17971.0	0.5055 mg/L	0.5055 mg/L	17:30:14
2	Na 589.592	198804.7	199991.5	25.15 mg/L	25.15 mg/L	17:30:14
2	Y 371.029	3266057.5	3266057.5	0.983 mg/L		17:30:56
2	Ag 328.068†	68432.8	72017.6	0.2558 mg/L	0.2558 mg/L	17:31:02
2	Al 237.313†	20242.9	20680.5	2.484 mg/L	2.484 mg/L	17:31:02
2	As 188.979†	334.9	335.2	0.4853 mg/L	0.4853 mg/L	17:31:22
2	B 182.528†	187.6	196.2	0.4930 mg/L	0.4930 mg/L	17:31:22
2	Ba 233.527†	52888.4	53960.9	0.4979 mg/L	0.4979 mg/L	17:31:02
2	Be 313.107†	244334.0	246219.8	0.0505 mg/L	0.0505 mg/L	17:30:56
2	Ca 315.886†	659421.3	670894.8	5.078 mg/L	5.078 mg/L	17:30:56
2	Cd 228.802†	9591.6	9641.4	0.2533 mg/L	0.2533 mg/L	17:31:22
2	Co 228.616†	16723.0	17200.4	0.4985 mg/L	0.4985 mg/L	17:31:02
2	Cr 267.716†	74563.4	75100.3	0.5066 mg/L	0.5066 mg/L	17:31:02
2	Cu 324.752†	146973.4	142944.5	0.5095 mg/L	0.5095 mg/L	17:31:02
2	Fe 234.349†	115979.5	117050.8	2.549 mg/L	2.549 mg/L	17:31:02
2	Fe 238.204†	287011.4	291057.1	2.560 mg/L	2.560 mg/L	17:31:02
2	Mg 279.077†	123754.9	125532.8	4.993 mg/L	4.993 mg/L	17:31:02
2	Mn 257.610†	394987.8	400345.7	0.4998 mg/L	0.4998 mg/L	17:30:56
2	Mo 202.031†	6433.8	6510.5	0.5055 mg/L	0.5055 mg/L	17:31:22
2	Ni 231.604†	14674.0	14912.5	0.5093 mg/L	0.5093 mg/L	17:31:02
2	P 214.914†	6802.5	6843.5	4.932 mg/L	4.932 mg/L	17:31:22
2	Pb 220.353†	4041.4	4265.0	0.5058 mg/L	0.5058 mg/L	17:31:22
2	Sb 206.836†	931.5	940.7	0.4851 mg/L	0.4851 mg/L	17:31:22
2	Se 196.026†	751.3	772.9	1.013 mg/L	1.013 mg/L	17:31:22

2	Sn 189.927†	1834.5	1784.2	0.5186 mg/L	0.5186 mg/L	17:31:22
2	Sr 407.771†	1123306.2	1136935.1	0.0506 mg/L	0.0506 mg/L	17:30:56
2	Ti 337.279†	330622.2	338600.8	0.4671 mg/L	0.4671 mg/L	17:31:02
2	Tl 190.801†	611.5	622.3	0.5072 mg/L	0.5072 mg/L	17:31:22
2	V 292.402†	122205.7	125918.2	0.5072 mg/L	0.5072 mg/L	17:31:02
2	Zn 213.857†	36698.0	36718.2	0.5042 mg/L	0.5042 mg/L	17:31:02

Mean Data: ICV

Analyte	Mean Corrected Intensity	Conc. Units	Calib	Std.Dev.	Sample Conc. Units	Std.Dev.	RSD
Y 371.029	3262736.6	0.982 mg/L		0.0014			0.14%
Ag 328.068†	72133.5	0.2562 mg/L		0.00058	0.2562 mg/L	0.00058	0.23%
			QC value within limits for Ag 328.068	Recovery = 102.50%			
Al 237.313†	20665.7	2.482 mg/L		0.0026	2.482 mg/L	0.0026	0.10%
			QC value within limits for Al 237.313	Recovery = 99.29%			
As 188.979†	334.5	0.4843 mg/L		0.00143	0.4843 mg/L	0.00143	0.30%
			QC value within limits for As 188.979	Recovery = 96.86%			
B 182.528†	197.5	0.4964 mg/L		0.00488	0.4964 mg/L	0.00488	0.98%
			QC value within limits for B 182.528	Recovery = 99.29%			
Ba 233.527†	53995.6	0.4982 mg/L		0.00045	0.4982 mg/L	0.00045	0.09%
			QC value within limits for Ba 233.527	Recovery = 99.63%			
Be 313.107†	246302.7	0.0505 mg/L		0.00002	0.0505 mg/L	0.00002	0.04%
			QC value within limits for Be 313.107	Recovery = 100.96%			
Ca 315.886†	670229.5	5.073 mg/L		0.0071	5.073 mg/L	0.0071	0.14%
			QC value within limits for Ca 315.886	Recovery = 101.46%			
Cd 228.802†	9622.5	0.2528 mg/L		0.00070	0.2528 mg/L	0.00070	0.28%
			QC value within limits for Cd 228.802	Recovery = 101.12%			
Co 228.616†	17186.5	0.4981 mg/L		0.00058	0.4981 mg/L	0.00058	0.12%
			QC value within limits for Co 228.616	Recovery = 99.61%			
Cr 267.716†	75144.6	0.5075 mg/L		0.00129	0.5075 mg/L	0.00129	0.25%
			QC value within limits for Cr 267.716	Recovery = 101.50%			
Cu 324.752†	142769.4	0.5089 mg/L		0.00088	0.5089 mg/L	0.00088	0.17%
			QC value within limits for Cu 324.752	Recovery = 101.77%			
Fe 234.349†	117198.4	2.552 mg/L		0.0046	2.552 mg/L	0.0046	0.18%
			QC value within limits for Fe 234.349	Recovery = 102.09%			
Fe 238.204†	291183.7	2.562 mg/L		0.0016	2.562 mg/L	0.0016	0.06%
			QC value within limits for Fe 238.204	Recovery = 102.46%			
K 766.490†	51142.0	25.00 mg/L		0.071	25.00 mg/L	0.071	0.28%
			QC value within limits for K 766.490	Recovery = 100.02%			
Li 670.784†	17921.1	0.5041 mg/L		0.00200	0.5041 mg/L	0.00200	0.40%
			QC value within limits for Li 670.784	Recovery = 100.82%			
Mg 279.077†	125696.1	4.999 mg/L		0.0092	4.999 mg/L	0.0092	0.18%
			QC value within limits for Mg 279.077	Recovery = 99.99%			
Mn 257.610†	400139.0	0.4995 mg/L		0.00037	0.4995 mg/L	0.00037	0.07%
			QC value within limits for Mn 257.610	Recovery = 99.90%			
Mo 202.031†	6468.5	0.5023 mg/L		0.00461	0.5023 mg/L	0.00461	0.92%
			QC value within limits for Mo 202.031	Recovery = 100.45%			
Na 589.592	199265.1	25.06 mg/L		0.130	25.06 mg/L	0.130	0.52%
			QC value within limits for Na 589.592	Recovery = 100.24%			
Ni 231.604†	14906.7	0.5091 mg/L		0.00029	0.5091 mg/L	0.00029	0.06%
			QC value within limits for Ni 231.604	Recovery = 101.83%			
P 214.914†	6825.5	4.919 mg/L		0.0183	4.919 mg/L	0.0183	0.37%
			QC value within limits for P 214.914	Recovery = 98.38%			
Pb 220.353†	4239.6	0.5028 mg/L		0.00426	0.5028 mg/L	0.00426	0.85%
			QC value within limits for Pb 220.353	Recovery = 100.56%			
Sb 206.836†	942.5	0.4861 mg/L		0.00134	0.4861 mg/L	0.00134	0.28%
			QC value within limits for Sb 206.836	Recovery = 97.21%			
Se 196.026†	769.8	1.009 mg/L		0.0056	1.009 mg/L	0.0056	0.56%
			QC value within limits for Se 196.026	Recovery = 100.90%			
Sn 189.927†	1768.8	0.5141 mg/L		0.00632	0.5141 mg/L	0.00632	1.23%
			QC value within limits for Sn 189.927	Recovery = 102.82%			
Sr 407.771†	1136791.0	0.0506 mg/L		0.00001	0.0506 mg/L	0.00001	0.02%
			QC value within limits for Sr 407.771	Recovery = 101.27%			
Ti 337.279†	340369.3	0.4695 mg/L		0.00346	0.4695 mg/L	0.00346	0.74%
			QC value within limits for Ti 337.279	Recovery = 93.90%			
Tl 190.801†	618.0	0.5036 mg/L		0.00498	0.5036 mg/L	0.00498	0.99%
			QC value within limits for Tl 190.801	Recovery = 100.73%			
V 292.402†	126254.9	0.5085 mg/L		0.00181	0.5085 mg/L	0.00181	0.36%
			QC value within limits for V 292.402	Recovery = 101.70%			
Zn 213.857†	36741.0	0.5046 mg/L		0.00045	0.5046 mg/L	0.00045	0.09%
			QC value within limits for Zn 213.857	Recovery = 100.91%			

All analyte(s) passed QC.

Sequence No.: 7

Sample ID: ICCB

Analyst:

Initial Sample Wt:

Dilution:

Autosampler Location: 1

Date Collected: 7/15/2006 5:33:01 PM

Data Type: Original

Initial Sample Vol:

Sample Prep Vol:

Replicate Data: ICCB

Repl#	Analyte	Net Intensity	Corrected Intensity	Calib. Conc. Units	Sample Conc. Units	Analysis Time
1	K 766.490†	530.9	34.3	-0.0114 mg/L	-0.0114 mg/L	17:34:34
1	Li 670.784†	110.0	38.5	-0.0024 mg/L	-0.0024 mg/L	17:34:34
1	Na 589.592	-737.4	449.5	-0.1149 mg/L	-0.1149 mg/L	17:34:34
1	Y 371.029	3295644.4	3295644.4	0.991 mg/L		17:34:47
1	Ag 328.068†	-2053.7	298.5	-0.0003 mg/L	-0.0003 mg/L	17:34:52
1	Al 237.313†	-55.5	22.2	0.0011 mg/L	0.0011 mg/L	17:35:13
1	As 188.979†	6.1	0.6	-0.0004 mg/L	-0.0004 mg/L	17:35:13
1	B 182.528†	-2.3	3.0	0.0071 mg/L	0.0071 mg/L	17:35:13
1	Ba 233.527†	-137.2	-4.8	-0.0013 mg/L	-0.0013 mg/L	17:35:13
1	Be 313.107†	2389.9	-41.2	0.0001 mg/L	0.0001 mg/L	17:34:52
1	Ca 315.886†	228.0	-3.1	-0.0047 mg/L	-0.0047 mg/L	17:34:52
1	Cd 228.802†	138.3	19.0	0.0000 mg/L	0.0000 mg/L	17:35:13
1	Co 228.616†	-178.5	0.5	-0.0017 mg/L	-0.0017 mg/L	17:35:13
1	Cr 267.716†	857.4	-12.0	-0.0020 mg/L	-0.0020 mg/L	17:34:52
1	Cu 324.752†	7564.5	991.5	0.0022 mg/L	0.0022 mg/L	17:34:52
1	Fe 234.349†	1002.1	23.1	-0.0102 mg/L	-0.0102 mg/L	17:35:13
1	Fe 238.204†	1143.2	103.6	-0.0104 mg/L	-0.0104 mg/L	17:35:13
1	Mg 279.077†	360.1	-55.9	-0.0257 mg/L	-0.0257 mg/L	17:34:52
1	Mn 257.610†	1646.7	6.7	-0.0023 mg/L	-0.0023 mg/L	17:34:52
1	Mo 202.031†	49.1	12.0	0.0005 mg/L	0.0005 mg/L	17:35:13
1	Ni 231.604†	17.7	-4.2	-0.0028 mg/L	-0.0028 mg/L	17:35:13
1	P 214.914†	81.7	2.7	0.0142 mg/L	0.0142 mg/L	17:35:13
1	Pb 220.353†	-149.0	1.5	-0.0005 mg/L	-0.0005 mg/L	17:35:13
1	Sb 206.836†	11.0	3.7	0.0001 mg/L	0.0001 mg/L	17:35:13
1	Se 196.026†	-10.3	-2.1	-0.0029 mg/L	-0.0029 mg/L	17:35:13
1	Sn 189.927†	89.3	7.1	-0.0006 mg/L	-0.0006 mg/L	17:35:13
1	Sr 407.771†	6498.1	241.2	-0.0003 mg/L	-0.0003 mg/L	17:34:47
1	Ti 337.279†	-1871.2	221.8	-0.0004 mg/L	-0.0004 mg/L	17:34:52
1	Tl 190.801†	-0.2	-0.3	-0.0019 mg/L	-0.0019 mg/L	17:35:13
1	V 292.402†	-1530.0	-0.1	-0.0006 mg/L	-0.0006 mg/L	17:34:52
1	Zn 213.857†	657.3	31.6	-0.0006 mg/L	-0.0006 mg/L	17:35:13
2	K 766.490†	525.8	26.9	-0.0151 mg/L	-0.0151 mg/L	17:34:39
2	Li 670.784†	75.8	3.6	-0.0034 mg/L	-0.0034 mg/L	17:34:39
2	Na 589.592	-661.9	525.0	-0.1053 mg/L	-0.1053 mg/L	17:34:39
2	Y 371.029	3309667.9	3309667.9	0.996 mg/L		17:35:19
2	Ag 328.068†	-2139.4	221.2	-0.0006 mg/L	-0.0006 mg/L	17:35:24
2	Al 237.313†	-75.4	2.4	-0.0013 mg/L	-0.0013 mg/L	17:35:44
2	As 188.979†	8.5	3.0	0.0031 mg/L	0.0031 mg/L	17:35:44
2	B 182.528†	-3.8	1.5	0.0033 mg/L	0.0033 mg/L	17:35:44
2	Ba 233.527†	-144.9	-11.9	-0.0014 mg/L	-0.0014 mg/L	17:35:44
2	Be 313.107†	2452.5	11.3	0.0001 mg/L	0.0001 mg/L	17:35:24
2	Ca 315.886†	364.1	132.7	-0.0037 mg/L	-0.0037 mg/L	17:35:24
2	Cd 228.802†	127.5	7.6	-0.0003 mg/L	-0.0003 mg/L	17:35:44
2	Co 228.616†	-187.1	-7.3	-0.0019 mg/L	-0.0019 mg/L	17:35:44
2	Cr 267.716†	857.0	-16.0	-0.0021 mg/L	-0.0021 mg/L	17:35:24
2	Cu 324.752†	7392.6	786.6	0.0015 mg/L	0.0015 mg/L	17:35:24
2	Fe 234.349†	1024.3	41.1	-0.0098 mg/L	-0.0098 mg/L	17:35:44
2	Fe 238.204†	1118.5	73.8	-0.0106 mg/L	-0.0106 mg/L	17:35:44
2	Mg 279.077†	487.6	70.6	-0.0207 mg/L	-0.0207 mg/L	17:35:24
2	Mn 257.610†	1607.4	-39.8	-0.0023 mg/L	-0.0023 mg/L	17:35:24
2	Mo 202.031†	56.4	19.1	0.0010 mg/L	0.0010 mg/L	17:35:44
2	Ni 231.604†	32.6	10.7	-0.0023 mg/L	-0.0023 mg/L	17:35:44
2	P 214.914†	72.0	-7.5	0.0070 mg/L	0.0070 mg/L	17:35:44
2	Pb 220.353†	-152.9	-1.7	-0.0008 mg/L	-0.0008 mg/L	17:35:44
2	Sb 206.836†	12.1	4.8	0.0007 mg/L	0.0007 mg/L	17:35:44
2	Se 196.026†	-4.4	3.8	0.0048 mg/L	0.0048 mg/L	17:35:44
2	Sn 189.927†	87.5	4.9	-0.0012 mg/L	-0.0012 mg/L	17:35:44
2	Sr 407.771†	6521.7	237.1	-0.0003 mg/L	-0.0003 mg/L	17:35:19
2	Ti 337.279†	-2025.9	74.4	-0.0006 mg/L	-0.0006 mg/L	17:35:24

2	Tl 190.801†	-2.6	-2.7	-0.0038 mg/L	-0.0038 mg/L	17:35:44
2	V 292.402†	-1557.5	-21.2	-0.0006 mg/L	-0.0006 mg/L	17:35:24
2	Zn 213.857†	651.9	23.4	-0.0007 mg/L	-0.0007 mg/L	17:35:44

Mean Data: ICCB

Analyte	Mean Corrected Intensity	Calib Conc. Units	Std.Dev.	Sample Conc. Units	Std.Dev.	RSD
Y 371.029	3302656.1	0.994 mg/L	0.0030			0.30%
Ag 328.068†	259.9	-0.0004 mg/L	0.00019	-0.0004 mg/L	0.00019	45.13%
QC value within limits for Ag 328.068 Recovery = Not calculated						
Al 237.313†	12.3	-0.0001 mg/L	0.00169	-0.0001 mg/L	0.00169	>999.9%
QC value within limits for Al 237.313 Recovery = Not calculated						
As 188.979†	1.8	0.0014 mg/L	0.00247	0.0014 mg/L	0.00247	180.50%
QC value within limits for As 188.979 Recovery = Not calculated						
B 182.528†	2.2	0.0052 mg/L	0.00268	0.0052 mg/L	0.00268	51.16%
QC value within limits for B 182.528 Recovery = Not calculated						
Ba 233.527†	-8.4	-0.0013 mg/L	0.00005	-0.0013 mg/L	0.00005	3.51%
QC value within limits for Ba 233.527 Recovery = Not calculated						
Be 313.107†	-14.9	0.0001 mg/L	0.00001	0.0001 mg/L	0.00001	13.89%
QC value within limits for Be 313.107 Recovery = Not calculated						
Ca 315.886†	64.8	-0.0042 mg/L	0.00073	-0.0042 mg/L	0.00073	17.26%
QC value within limits for Ca 315.886 Recovery = Not calculated						
Cd 228.802†	13.3	-0.0001 mg/L	0.00023	-0.0001 mg/L	0.00023	181.20%
QC value within limits for Cd 228.802 Recovery = Not calculated						
Co 228.616†	-3.4	-0.0018 mg/L	0.00016	-0.0018 mg/L	0.00016	8.92%
QC value within limits for Co 228.616 Recovery = Not calculated						
Cr 267.716†	-14.0	-0.0021 mg/L	0.00002	-0.0021 mg/L	0.00002	0.94%
QC value within limits for Cr 267.716 Recovery = Not calculated						
Cu 324.752†	889.0	0.0019 mg/L	0.00052	0.0019 mg/L	0.00052	27.68%
QC value within limits for Cu 324.752 Recovery = Not calculated						
Fe 234.349†	32.1	-0.0100 mg/L	0.00027	-0.0100 mg/L	0.00027	2.74%
QC value within limits for Fe 234.349 Recovery = Not calculated						
Fe 238.204†	88.7	-0.0105 mg/L	0.00019	-0.0105 mg/L	0.00019	1.77%
QC value within limits for Fe 238.204 Recovery = Not calculated						
K 766.490†	30.6	-0.0133 mg/L	0.00256	-0.0133 mg/L	0.00256	19.30%
QC value within limits for K 766.490 Recovery = Not calculated						
Li 670.784†	21.1	-0.0029 mg/L	0.00070	-0.0029 mg/L	0.00070	24.37%
QC value within limits for Li 670.784 Recovery = Not calculated						
Mg 279.077†	7.4	-0.0232 mg/L	0.00357	-0.0232 mg/L	0.00357	15.41%
QC value less than the lower limit for Mg 279.077 Recovery = Not calculated						
Mn 257.610†	-16.6	-0.0023 mg/L	0.00004	-0.0023 mg/L	0.00004	1.81%
QC value within limits for Mn 257.610 Recovery = Not calculated						
Mo 202.031†	15.5	0.0008 mg/L	0.00039	0.0008 mg/L	0.00039	51.96%
QC value within limits for Mo 202.031 Recovery = Not calculated						
Na 589.592	487.2	-0.1101 mg/L	0.00676	-0.1101 mg/L	0.00676	6.14%
QC value within limits for Na 589.592 Recovery = Not calculated						
Ni 231.604†	3.3	-0.0026 mg/L	0.00036	-0.0026 mg/L	0.00036	14.10%
QC value less than the lower limit for Ni 231.604 Recovery = Not calculated						
P 214.914†	-2.4	0.0106 mg/L	0.00515	0.0106 mg/L	0.00515	48.64%
QC value within limits for P 214.914 Recovery = Not calculated						
Pb 220.353†	-0.1	-0.0007 mg/L	0.00027	-0.0007 mg/L	0.00027	41.46%
QC value within limits for Pb 220.353 Recovery = Not calculated						
Sb 206.836†	4.2	0.0004 mg/L	0.00041	0.0004 mg/L	0.00041	102.46%
QC value within limits for Sb 206.836 Recovery = Not calculated						
Se 196.026†	0.8	0.0010 mg/L	0.00548	0.0010 mg/L	0.00548	572.37%
QC value within limits for Se 196.026 Recovery = Not calculated						
Sn 189.927†	6.0	-0.0009 mg/L	0.00045	-0.0009 mg/L	0.00045	47.98%
QC value within limits for Sn 189.927 Recovery = Not calculated						
Sr 407.771†	239.1	-0.0003 mg/L	0.00000	-0.0003 mg/L	0.00000	0.04%
QC value within limits for Sr 407.771 Recovery = Not calculated						
Ti 337.279†	148.1	-0.0005 mg/L	0.00014	-0.0005 mg/L	0.00014	26.27%
QC value within limits for Ti 337.279 Recovery = Not calculated						
Tl 190.801†	-1.5	-0.0028 mg/L	0.00136	-0.0028 mg/L	0.00136	47.83%
QC value within limits for Tl 190.801 Recovery = Not calculated						
V 292.402†	-10.6	-0.0006 mg/L	0.00005	-0.0006 mg/L	0.00005	8.66%
QC value within limits for V 292.402 Recovery = Not calculated						
Zn 213.857†	27.5	-0.0006 mg/L	0.00008	-0.0006 mg/L	0.00008	13.41%
QC value within limits for Zn 213.857 Recovery = Not calculated						
QC Failed. Continue with analysis.						

Sequence No.: 8
 Sample ID: CR11
 Analyst:
 Initial Sample Wt:
 Dilution:

Autosampler Location: 6
 Date Collected: 7/15/2006 5:37:21 PM
 Data Type: Original
 Initial Sample Vol:
 Sample Prep Vol:

 Replicate Data: CR11

Repl#	Analyte	Net Intensity	Corrected Intensity	Calib. Conc.	Units	Sample Conc.	Units	Analysis Time
1	K 766.490†	5819.0	5403.0	2.616	mg/L	2.616	mg/L	17:39:00
1	Li 670.784†	2008.5	1965.4	0.0522	mg/L	0.0522	mg/L	17:39:00
1	Na 589.592	19838.9	21025.7	2.491	mg/L	2.491	mg/L	17:39:00
1	Y 371.029	3276078.4	3276078.4	0.986	mg/L			17:39:14
1	Ag 328.068†	5030.7	7474.2	0.0253	mg/L	0.0253	mg/L	17:39:19
1	Al 237.313†	2051.8	2160.0	0.2581	mg/L	0.2581	mg/L	17:39:19
1	As 188.979†	37.5	32.5	0.0459	mg/L	0.0459	mg/L	17:39:39
1	B 182.528†	19.0	24.5	0.0614	mg/L	0.0614	mg/L	17:39:39
1	Ba 233.527†	5386.3	5598.8	0.0505	mg/L	0.0505	mg/L	17:39:19
1	Be 313.107†	27020.9	24964.7	0.0052	mg/L	0.0052	mg/L	17:39:19
1	Ca 315.886†	68547.6	69318.1	0.5204	mg/L	0.5204	mg/L	17:39:19
1	Cd 228.802†	1088.3	983.8	0.0255	mg/L	0.0255	mg/L	17:39:39
1	Co 228.616†	1599.4	1803.4	0.0507	mg/L	0.0507	mg/L	17:39:39
1	Cr 267.716†	8437.0	7683.8	0.0501	mg/L	0.0501	mg/L	17:39:19
1	Cu 324.752†	21199.0	14871.2	0.0518	mg/L	0.0518	mg/L	17:39:19
1	Fe 234.349†	12688.5	11886.7	0.2492	mg/L	0.2492	mg/L	17:39:19
1	Fe 238.204†	30418.7	29814.5	0.2522	mg/L	0.2522	mg/L	17:39:19
1	Mg 279.077†	13371.6	13148.3	0.5019	mg/L	0.5019	mg/L	17:39:19
1	Mn 257.610†	42997.1	41972.4	0.0504	mg/L	0.0504	mg/L	17:39:19
1	Mo 202.031†	707.3	680.1	0.0524	mg/L	0.0524	mg/L	17:39:39
1	Ni 231.604†	1534.8	1535.3	0.0500	mg/L	0.0500	mg/L	17:39:39
1	P 214.914†	772.5	704.1	0.5185	mg/L	0.5185	mg/L	17:39:39
1	Pb 220.353†	278.5	434.4	0.0509	mg/L	0.0509	mg/L	17:39:39
1	Sb 206.836†	105.9	100.0	0.0500	mg/L	0.0500	mg/L	17:39:39
1	Se 196.026†	67.9	77.1	0.1009	mg/L	0.1009	mg/L	17:39:39
1	Sn 189.927†	256.9	177.7	0.0492	mg/L	0.0492	mg/L	17:39:39
1	Sr 407.771†	123873.3	119373.8	0.0050	mg/L	0.0050	mg/L	17:39:14
1	Ti 337.279†	34580.2	37195.6	0.0506	mg/L	0.0506	mg/L	17:39:19
1	Tl 190.801†	59.0	59.8	0.0473	mg/L	0.0473	mg/L	17:39:39
1	V 292.402†	11154.9	12861.2	0.0513	mg/L	0.0513	mg/L	17:39:19
1	Zn 213.857†	4317.4	3749.3	0.0506	mg/L	0.0506	mg/L	17:39:39
2	K 766.490†	5751.0	5323.6	2.578	mg/L	2.578	mg/L	17:39:06
2	Li 670.784†	1960.7	1913.4	0.0507	mg/L	0.0507	mg/L	17:39:06
2	Na 589.592	19849.8	21036.6	2.492	mg/L	2.492	mg/L	17:39:06
2	Y 371.029	3281892.3	3281892.3	0.987	mg/L			17:39:45
2	Ag 328.068†	4927.0	7360.2	0.0249	mg/L	0.0249	mg/L	17:39:51
2	Al 237.313†	2008.5	2112.5	0.2523	mg/L	0.2523	mg/L	17:39:51
2	As 188.979†	44.2	39.2	0.0557	mg/L	0.0557	mg/L	17:40:11
2	B 182.528†	17.0	22.5	0.0562	mg/L	0.0562	mg/L	17:40:11
2	Ba 233.527†	5369.6	5572.2	0.0503	mg/L	0.0503	mg/L	17:39:51
2	Be 313.107†	26929.6	24823.7	0.0051	mg/L	0.0051	mg/L	17:39:51
2	Ca 315.886†	68944.5	69596.9	0.5226	mg/L	0.5226	mg/L	17:39:51
2	Cd 228.802†	1096.3	989.9	0.0256	mg/L	0.0256	mg/L	17:40:11
2	Co 228.616†	1598.9	1800.0	0.0506	mg/L	0.0506	mg/L	17:40:11
2	Cr 267.716†	8504.1	7736.5	0.0505	mg/L	0.0505	mg/L	17:39:51
2	Cu 324.752†	21274.1	14909.1	0.0520	mg/L	0.0520	mg/L	17:39:51
2	Fe 234.349†	12877.5	12055.2	0.2529	mg/L	0.2529	mg/L	17:39:51
2	Fe 238.204†	30643.6	29987.6	0.2537	mg/L	0.2537	mg/L	17:39:51
2	Mg 279.077†	13437.9	13191.4	0.5037	mg/L	0.5037	mg/L	17:39:51
2	Mn 257.610†	43133.8	42033.5	0.0504	mg/L	0.0504	mg/L	17:39:51
2	Mo 202.031†	679.6	650.8	0.0501	mg/L	0.0501	mg/L	17:40:11
2	Ni 231.604†	1556.0	1554.0	0.0507	mg/L	0.0507	mg/L	17:40:11
2	P 214.914†	778.4	708.6	0.5217	mg/L	0.5217	mg/L	17:40:11
2	Pb 220.353†	275.4	430.8	0.0505	mg/L	0.0505	mg/L	17:40:11
2	Sb 206.836†	113.1	107.2	0.0538	mg/L	0.0538	mg/L	17:40:11
2	Se 196.026†	68.5	77.7	0.1017	mg/L	0.1017	mg/L	17:40:11
2	Sn 189.927†	260.6	181.0	0.0502	mg/L	0.0502	mg/L	17:40:11
2	Sr 407.771†	124117.4	119398.5	0.0050	mg/L	0.0050	mg/L	17:39:45
2	Ti 337.279†	34725.7	37280.8	0.0508	mg/L	0.0508	mg/L	17:39:51
2	Tl 190.801†	65.6	66.4	0.0526	mg/L	0.0526	mg/L	17:40:11
2	V 292.402†	11151.8	12838.1	0.0512	mg/L	0.0512	mg/L	17:39:51
2	Zn 213.857†	4354.6	3779.2	0.0510	mg/L	0.0510	mg/L	17:40:11

Mean Data: CR11

Analyte	Mean Corrected Intensity	Conc. Units	Calib	Std.Dev.	Sample Conc. Units	Std.Dev.	RSD
Y 371.029	3278985.4	0.986 mg/L		0.0012			
Ag 328.068†	7417.2	0.0251 mg/L		0.00029	0.0251 mg/L	0.00029	0.13%
	QC value within limits for Ag 328.068	Recovery = 100.52%					1.15%
Al 237.313†	2136.3	0.2552 mg/L		0.00406	0.2552 mg/L	0.00406	1.59%
	QC value within limits for Al 237.313	Recovery = 102.07%					
As 188.979†	35.8	0.0508 mg/L		0.00690	0.0508 mg/L	0.00690	13.59%
	QC value within limits for As 188.979	Recovery = 101.59%					
B 182.528†	23.5	0.0588 mg/L		0.00368	0.0588 mg/L	0.00368	6.26%
	QC value within limits for B 182.528	Recovery = 117.55%					
Ba 233.527†	5585.5	0.0504 mg/L		0.00017	0.0504 mg/L	0.00017	0.35%
	QC value within limits for Ba 233.527	Recovery = 100.82%					
Be 313.107†	24894.2	0.0052 mg/L		0.00002	0.0052 mg/L	0.00002	0.40%
	QC value within limits for Be 313.107	Recovery = 103.04%					
Ca 315.886†	69457.5	0.5215 mg/L		0.00149	0.5215 mg/L	0.00149	0.29%
	QC value within limits for Ca 315.886	Recovery = 104.30%					
Cd 228.802†	986.8	0.0255 mg/L		0.00007	0.0255 mg/L	0.00007	0.29%
	QC value within limits for Cd 228.802	Recovery = 102.03%					
Co 228.616†	1801.7	0.0507 mg/L		0.00007	0.0507 mg/L	0.00007	0.14%
	QC value within limits for Co 228.616	Recovery = 101.36%					
Cr 267.716†	7710.1	0.0503 mg/L		0.00025	0.0503 mg/L	0.00025	0.50%
	QC value within limits for Cr 267.716	Recovery = 100.62%					
Cu 324.752†	14890.2	0.0519 mg/L		0.00010	0.0519 mg/L	0.00010	0.19%
	QC value within limits for Cu 324.752	Recovery = 103.81%					
Fe 234.349†	11971.0	0.2511 mg/L		0.00261	0.2511 mg/L	0.00261	1.04%
	QC value within limits for Fe 234.349	Recovery = 100.43%					
Fe 238.204†	29901.1	0.2529 mg/L		0.00108	0.2529 mg/L	0.00108	0.43%
	QC value within limits for Fe 238.204	Recovery = 101.17%					
K 766.490†	5363.3	2.597 mg/L		0.0275	2.597 mg/L	0.0275	1.06%
	QC value within limits for K 766.490	Recovery = 103.88%					
Li 670.784†	1939.4	0.0515 mg/L		0.00104	0.0515 mg/L	0.00104	2.02%
	QC value within limits for Li 670.784	Recovery = 102.93%					
Mg 279.077†	13169.8	0.5028 mg/L		0.00122	0.5028 mg/L	0.00122	0.24%
	QC value within limits for Mg 279.077	Recovery = 100.56%					
Mn 257.610†	42002.9	0.0504 mg/L		0.00005	0.0504 mg/L	0.00005	0.11%
	QC value within limits for Mn 257.610	Recovery = 100.82%					
Mo 202.031†	665.5	0.0513 mg/L		0.00161	0.0513 mg/L	0.00161	3.14%
	QC value within limits for Mo 202.031	Recovery = 102.53%					
Na 589.592	21031.2	2.491 mg/L		0.0010	2.491 mg/L	0.0010	0.04%
	QC value within limits for Na 589.592	Recovery = 99.65%					
Ni 231.604†	1544.6	0.0504 mg/L		0.00045	0.0504 mg/L	0.00045	0.90%
	QC value within limits for Ni 231.604	Recovery = 100.74%					
P 214.914†	706.4	0.5201 mg/L		0.00230	0.5201 mg/L	0.00230	0.44%
	QC value within limits for P 214.914	Recovery = 104.02%					
Pb 220.353†	432.6	0.0507 mg/L		0.00031	0.0507 mg/L	0.00031	0.61%
	QC value within limits for Pb 220.353	Recovery = 101.44%					
Sb 206.836†	103.6	0.0519 mg/L		0.00267	0.0519 mg/L	0.00267	5.16%
	QC value within limits for Sb 206.836	Recovery = 103.76%					
Se 196.026†	77.4	0.1013 mg/L		0.00052	0.1013 mg/L	0.00052	0.51%
	QC value within limits for Se 196.026	Recovery = 101.31%					
Sn 189.927†	179.4	0.0497 mg/L		0.00068	0.0497 mg/L	0.00068	1.36%
	QC value within limits for Sn 189.927	Recovery = 99.44%					
Sr 407.771†	119386.2	0.0050 mg/L		0.00000	0.0050 mg/L	0.00000	0.02%
	QC value within limits for Sr 407.771	Recovery = 100.60%					
Ti 337.279†	37238.2	0.0507 mg/L		0.00008	0.0507 mg/L	0.00008	0.16%
	QC value within limits for Ti 337.279	Recovery = 101.39%					
Tl 190.801†	63.1	0.0500 mg/L		0.00380	0.0500 mg/L	0.00380	7.60%
	QC value within limits for Tl 190.801	Recovery = 99.92%					
V 292.402†	12849.7	0.0512 mg/L		0.00009	0.0512 mg/L	0.00009	0.18%
	QC value within limits for V 292.402	Recovery = 102.46%					
Zn 213.857†	3764.2	0.0508 mg/L		0.00029	0.0508 mg/L	0.00029	0.57%
	QC value within limits for Zn 213.857	Recovery = 101.59%					

All analyte(s) passed QC.

Sequence No.: 9

Sample ID: CR12

Analyst:

Autosampler Location: 7

Date Collected: 7/15/2006 5:41:51 PM

Data Type: Original

Initial Sample Wt:
Dilution:

Initial Sample Vol:
Sample Prep Vol:

Replicate Data: CRI2

Repl#	Analyte	Net		Corrected		Calib.		Sample		Analysis Time
		Intensity	Conc. Units	Intensity	Conc. Units	Conc. Units	Sample	Conc. Units		
1	K 766.490†	2538.2	0.9798 mg/L	2059.4	0.9798 mg/L	0.9798	mg/L	0.9798	mg/L	17:43:27
1	Li 670.784†	889.5	0.0199 mg/L	824.9	0.0199 mg/L	0.0199	mg/L	0.0199	mg/L	17:43:27
1	Na 589.592	7362.9	0.9108 mg/L	8549.7	0.9108 mg/L	0.9108	mg/L	0.9108	mg/L	17:43:27
1	Y 371.029	3294867.9	0.991 mg/L	3294867.9	0.991 mg/L	0.991	mg/L			17:43:41
1	Ag 328.068†	545.6	0.0091 mg/L	2920.4	0.0091 mg/L	0.0091	mg/L	0.0091	mg/L	17:43:46
1	Al 237.313†	787.3	0.1033 mg/L	872.4	0.1033 mg/L	0.1033	mg/L	0.1033	mg/L	17:44:06
1	As 188.979†	19.5	0.0192 mg/L	14.1	0.0192 mg/L	0.0192	mg/L	0.0192	mg/L	17:44:06
1	B 182.528†	2.2	0.0186 mg/L	7.5	0.0186 mg/L	0.0186	mg/L	0.0186	mg/L	17:44:06
1	Ba 233.527†	2095.6	0.0195 mg/L	2247.8	0.0195 mg/L	0.0195	mg/L	0.0195	mg/L	17:44:06
1	Be 313.107†	12194.7	0.0021 mg/L	9850.9	0.0021 mg/L	0.0021	mg/L	0.0021	mg/L	17:43:46
1	Ca 315.886†	27562.8	0.2042 mg/L	27573.8	0.2042 mg/L	0.2042	mg/L	0.2042	mg/L	17:43:46
1	Cd 228.802†	509.8	0.0099 mg/L	393.9	0.0099 mg/L	0.0099	mg/L	0.0099	mg/L	17:44:06
1	Co 228.616†	524.3	0.0189 mg/L	709.5	0.0189 mg/L	0.0189	mg/L	0.0189	mg/L	17:44:06
1	Cr 267.716†	4011.6	0.0195 mg/L	3170.3	0.0195 mg/L	0.0195	mg/L	0.0195	mg/L	17:43:46
1	Cu 324.752†	12318.4	0.0194 mg/L	5789.3	0.0194 mg/L	0.0194	mg/L	0.0194	mg/L	17:43:46
1	Fe 234.349†	5700.9	0.0935 mg/L	4763.7	0.0935 mg/L	0.0935	mg/L	0.0935	mg/L	17:43:46
1	Fe 238.204†	12821.9	0.0938 mg/L	11885.9	0.0938 mg/L	0.0938	mg/L	0.0938	mg/L	17:43:46
1	Mg 279.077†	5784.4	0.1930 mg/L	5416.5	0.1930 mg/L	0.1930	mg/L	0.1930	mg/L	17:43:46
1	Mn 257.610†	18123.6	0.0186 mg/L	16629.8	0.0186 mg/L	0.0186	mg/L	0.0186	mg/L	17:43:46
1	Mo 202.031†	302.9	0.0204 mg/L	268.1	0.0204 mg/L	0.0204	mg/L	0.0204	mg/L	17:44:06
1	Ni 231.604†	622.4	0.0181 mg/L	605.9	0.0181 mg/L	0.0181	mg/L	0.0181	mg/L	17:44:06
1	P 214.914†	347.0	0.2066 mg/L	270.3	0.2066 mg/L	0.2066	mg/L	0.2066	mg/L	17:44:06
1	Pb 220.353†	6.5	0.0182 mg/L	158.4	0.0182 mg/L	0.0182	mg/L	0.0182	mg/L	17:44:06
1	Sb 206.836†	55.3	0.0233 mg/L	48.4	0.0233 mg/L	0.0233	mg/L	0.0233	mg/L	17:44:06
1	Se 196.026†	27.1	0.0465 mg/L	35.6	0.0465 mg/L	0.0465	mg/L	0.0465	mg/L	17:44:06
1	Sn 189.927†	162.1	0.0209 mg/L	80.6	0.0209 mg/L	0.0209	mg/L	0.0209	mg/L	17:44:06
1	Sr 407.771†	53927.4	0.0018 mg/L	48091.9	0.0018 mg/L	0.0018	mg/L	0.0018	mg/L	17:43:41
1	Ti 337.279†	12604.2	0.0197 mg/L	14824.9	0.0197 mg/L	0.0197	mg/L	0.0197	mg/L	17:43:46
1	Tl 190.801†	19.8	0.0147 mg/L	19.9	0.0147 mg/L	0.0147	mg/L	0.0147	mg/L	17:44:06
1	V 292.402†	3525.3	0.0200 mg/L	5099.6	0.0200 mg/L	0.0200	mg/L	0.0200	mg/L	17:43:46
1	Zn 213.857†	2119.7	0.0197 mg/L	1507.1	0.0197 mg/L	0.0197	mg/L	0.0197	mg/L	17:44:06
2	K 766.490†	2483.7	0.9654 mg/L	2029.9	0.9654 mg/L	0.9654	mg/L	0.9654	mg/L	17:43:33
2	Li 670.784†	845.2	0.0189 mg/L	788.9	0.0189 mg/L	0.0189	mg/L	0.0189	mg/L	17:43:33
2	Na 589.592	7446.5	0.9214 mg/L	8633.4	0.9214 mg/L	0.9214	mg/L	0.9214	mg/L	17:43:33
2	Y 371.029	3261734.4	0.981 mg/L	3261734.4	0.981 mg/L	0.981	mg/L			17:44:12
2	Ag 328.068†	568.9	0.0092 mg/L	2949.7	0.0092 mg/L	0.0092	mg/L	0.0092	mg/L	17:44:17
2	Al 237.313†	786.8	0.1042 mg/L	880.0	0.1042 mg/L	0.1042	mg/L	0.1042	mg/L	17:44:38
2	As 188.979†	17.2	0.0160 mg/L	11.9	0.0160 mg/L	0.0160	mg/L	0.0160	mg/L	17:44:38
2	B 182.528†	6.1	0.0285 mg/L	11.5	0.0285 mg/L	0.0285	mg/L	0.0285	mg/L	17:44:38
2	Ba 233.527†	2082.0	0.0196 mg/L	2255.4	0.0196 mg/L	0.0196	mg/L	0.0196	mg/L	17:44:38
2	Be 313.107†	12108.7	0.0021 mg/L	9888.2	0.0021 mg/L	0.0021	mg/L	0.0021	mg/L	17:44:17
2	Ca 315.886†	27594.2	0.2066 mg/L	27888.3	0.2066 mg/L	0.2066	mg/L	0.2066	mg/L	17:44:17
2	Cd 228.802†	511.0	0.0101 mg/L	400.2	0.0101 mg/L	0.0101	mg/L	0.0101	mg/L	17:44:38
2	Co 228.616†	544.4	0.0197 mg/L	735.4	0.0197 mg/L	0.0197	mg/L	0.0197	mg/L	17:44:38
2	Cr 267.716†	3886.3	0.0189 mg/L	3083.8	0.0189 mg/L	0.0189	mg/L	0.0189	mg/L	17:44:17
2	Cu 324.752†	12422.4	0.0202 mg/L	6021.6	0.0202 mg/L	0.0202	mg/L	0.0202	mg/L	17:44:17
2	Fe 234.349†	5693.4	0.0946 mg/L	4814.6	0.0946 mg/L	0.0946	mg/L	0.0946	mg/L	17:44:17
2	Fe 238.204†	12858.7	0.0952 mg/L	12054.8	0.0952 mg/L	0.0952	mg/L	0.0952	mg/L	17:44:17
2	Mg 279.077†	5691.9	0.1916 mg/L	5381.6	0.1916 mg/L	0.1916	mg/L	0.1916	mg/L	17:44:17
2	Mn 257.610†	18200.7	0.0189 mg/L	16894.2	0.0189 mg/L	0.0189	mg/L	0.0189	mg/L	17:44:17
2	Mo 202.031†	310.5	0.0212 mg/L	278.9	0.0212 mg/L	0.0212	mg/L	0.0212	mg/L	17:44:38
2	Ni 231.604†	628.7	0.0186 mg/L	618.7	0.0186 mg/L	0.0186	mg/L	0.0186	mg/L	17:44:38
2	P 214.914†	355.1	0.2151 mg/L	282.1	0.2151 mg/L	0.2151	mg/L	0.2151	mg/L	17:44:38
2	Pb 220.353†	9.9	0.0186 mg/L	162.0	0.0186 mg/L	0.0186	mg/L	0.0186	mg/L	17:44:38
2	Sb 206.836†	49.5	0.0205 mg/L	43.1	0.0205 mg/L	0.0205	mg/L	0.0205	mg/L	17:44:38
2	Se 196.026†	25.8	0.0452 mg/L	34.5	0.0452 mg/L	0.0452	mg/L	0.0452	mg/L	17:44:38
2	Sn 189.927†	155.1	0.0193 mg/L	75.1	0.0193 mg/L	0.0193	mg/L	0.0193	mg/L	17:44:38
2	Sr 407.771†	53333.7	0.0018 mg/L	48039.6	0.0018 mg/L	0.0018	mg/L	0.0018	mg/L	17:44:12
2	Ti 337.279†	12685.3	0.0200 mg/L	15036.7	0.0200 mg/L	0.0200	mg/L	0.0200	mg/L	17:44:17
2	Tl 190.801†	24.9	0.0191 mg/L	25.3	0.0191 mg/L	0.0191	mg/L	0.0191	mg/L	17:44:38
2	V 292.402†	3451.9	0.0198 mg/L	5060.9	0.0198 mg/L	0.0198	mg/L	0.0198	mg/L	17:44:17
2	Zn 213.857†	2098.2	0.0197 mg/L	1506.9	0.0197 mg/L	0.0197	mg/L	0.0197	mg/L	17:44:38

Mean Data: CRI2

Analyte	Mean Corrected Intensity	Calib Conc. Units	Std.Dev.	Sample Conc. Units	Std.Dev.	RSD
Y 371.029	3278301.2	0.986 mg/L	0.0070			0.71%
Ag 328.068†	2935.0	0.0091 mg/L	0.00007	0.0091 mg/L	0.00007	0.81%
	QC value within limits for Ag 328.068	Recovery = 91.24%				
Al 237.313†	876.2	0.1037 mg/L	0.00064	0.1037 mg/L	0.00064	0.62%
	QC value within limits for Al 237.313	Recovery = 103.73%				
As 188.979†	13.0	0.0176 mg/L	0.00226	0.0176 mg/L	0.00226	12.82%
	QC value within limits for As 188.979	Recovery = 88.20%				
B 182.528†	9.5	0.0236 mg/L	0.00698	0.0236 mg/L	0.00698	29.60%
	QC value within limits for B 182.528	Recovery = 117.83%				
Ba 233.527†	2251.6	0.0196 mg/L	0.00005	0.0196 mg/L	0.00005	0.26%
	QC value within limits for Ba 233.527	Recovery = 97.88%				
Be 313.107†	9869.6	0.0021 mg/L	0.00001	0.0021 mg/L	0.00001	0.25%
	QC value within limits for Be 313.107	Recovery = 103.91%				
Ca 315.886†	27731.1	0.2054 mg/L	0.00168	0.2054 mg/L	0.00168	0.82%
	QC value within limits for Ca 315.886	Recovery = 102.69%				
Cd 228.802†	397.1	0.0100 mg/L	0.00013	0.0100 mg/L	0.00013	1.34%
	QC value within limits for Cd 228.802	Recovery = 99.99%				
Co 228.616†	722.4	0.0193 mg/L	0.00053	0.0193 mg/L	0.00053	2.76%
	QC value within limits for Co 228.616	Recovery = 96.48%				
Cr 267.716†	3127.1	0.0192 mg/L	0.00042	0.0192 mg/L	0.00042	2.16%
	QC value within limits for Cr 267.716	Recovery = 96.19%				
Cu 324.752†	5905.4	0.0198 mg/L	0.00059	0.0198 mg/L	0.00059	2.96%
	QC value within limits for Cu 324.752	Recovery = 99.00%				
Fe 234.349†	4789.1	0.0940 mg/L	0.00078	0.0940 mg/L	0.00078	0.83%
	QC value within limits for Fe 234.349	Recovery = 94.03%				
Fe 238.204†	11970.4	0.0945 mg/L	0.00106	0.0945 mg/L	0.00106	1.12%
	QC value within limits for Fe 238.204	Recovery = 94.50%				
K 766.490†	2044.7	0.9726 mg/L	0.01020	0.9726 mg/L	0.01020	1.05%
	QC value within limits for K 766.490	Recovery = 97.26%				
Li 670.784†	806.9	0.0194 mg/L	0.00072	0.0194 mg/L	0.00072	3.72%
	QC value within limits for Li 670.784	Recovery = 96.95%				
Mg 279.077†	5399.0	0.1923 mg/L	0.00099	0.1923 mg/L	0.00099	0.51%
	QC value within limits for Mg 279.077	Recovery = 96.14%				
Mn 257.610†	16762.0	0.0188 mg/L	0.00023	0.0188 mg/L	0.00023	1.25%
	QC value within limits for Mn 257.610	Recovery = 93.79%				
Mo 202.031†	273.5	0.0208 mg/L	0.00059	0.0208 mg/L	0.00059	2.86%
	QC value within limits for Mo 202.031	Recovery = 104.00%				
Na 589.592	8591.5	0.9161 mg/L	0.00749	0.9161 mg/L	0.00749	0.82%
	QC value within limits for Na 589.592	Recovery = 91.61%				
Ni 231.604†	612.3	0.0184 mg/L	0.00031	0.0184 mg/L	0.00031	1.69%
	QC value within limits for Ni 231.604	Recovery = 91.79%				
P 214.914†	276.2	0.2109 mg/L	0.00600	0.2109 mg/L	0.00600	2.85%
	QC value within limits for P 214.914	Recovery = 105.45%				
Pb 220.353†	160.2	0.0184 mg/L	0.00030	0.0184 mg/L	0.00030	1.64%
	QC value within limits for Pb 220.353	Recovery = 91.90%				
Sb 206.836†	45.8	0.0219 mg/L	0.00200	0.0219 mg/L	0.00200	9.11%
	QC value within limits for Sb 206.836	Recovery = 109.68%				
Se 196.026†	35.0	0.0458 mg/L	0.00094	0.0458 mg/L	0.00094	2.05%
	QC value within limits for Se 196.026	Recovery = 114.54%				
Sn 189.927†	77.9	0.0201 mg/L	0.00113	0.0201 mg/L	0.00113	5.65%
	QC value within limits for Sn 189.927	Recovery = 100.33%				
Sr 407.771†	48065.7	0.0018 mg/L	0.00000	0.0018 mg/L	0.00000	0.09%
	QC value within limits for Sr 407.771	Recovery = 91.65%				
Ti 337.279†	14930.8	0.0199 mg/L	0.00021	0.0199 mg/L	0.00021	1.04%
	QC value within limits for Ti 337.279	Recovery = 99.38%				
Tl 190.801†	22.6	0.0169 mg/L	0.00311	0.0169 mg/L	0.00311	18.39%
	QC value within limits for Tl 190.801	Recovery = 84.47%				
V 292.402†	5080.2	0.0199 mg/L	0.00010	0.0199 mg/L	0.00010	0.50%
	QC value within limits for V 292.402	Recovery = 99.56%				
Zn 213.857†	1507.0	0.0197 mg/L	0.00000	0.0197 mg/L	0.00000	0.02%
	QC value within limits for Zn 213.857	Recovery = 98.69%				

All analyte(s) passed QC.

Sequence No.: 10
Sample ID: CRE3
Analyst:
Initial Sample Wt.:
Dilution:

Autosampler Location: 8
Date Collected: 7/15/2006 5:46:18 PM
Data Type: Original
Initial Sample Vol.:
Sample Prep Vol.:

 Replicate Data: CRI3

Repl#	Analyte	Net Intensity	Corrected Intensity	Calib. Conc.	Units	Sample Conc.	Units	Analysis Time
1	K 766.490†	1576.6	1114.6	0.5173	mg/L	0.5173	mg/L	17:47:54
1	Li 670.784†	460.8	399.8	0.0079	mg/L	0.0079	mg/L	17:47:54
1	Na 589.592	3059.3	4246.1	0.3658	mg/L	0.3658	mg/L	17:47:54
1	Y 371.029	3243414.4	3243414.4	0.976	mg/L			17:48:07
1	Ag 328.068†	-1020.5	1324.1	0.0034	mg/L	0.0034	mg/L	17:48:13
1	Al 237.313†	395.7	483.8	0.0566	mg/L	0.0566	mg/L	17:48:33
1	As 188.979†	12.8	7.5	0.0097	mg/L	0.0097	mg/L	17:48:33
1	B 182.528†	-0.8	4.4	0.0108	mg/L	0.0108	mg/L	17:48:33
1	Ba 233.527†	990.4	1148.6	0.0094	mg/L	0.0094	mg/L	17:48:33
1	Be 313.107†	7141.6	4867.4	0.0011	mg/L	0.0011	mg/L	17:48:13
1	Ca 315.886†	13932.9	14046.2	0.1017	mg/L	0.1017	mg/L	17:48:13
1	Cd 228.802†	327.0	214.7	0.0052	mg/L	0.0052	mg/L	17:48:33
1	Co 228.616†	187.9	373.1	0.0091	mg/L	0.0091	mg/L	17:48:33
1	Cr 267.716†	2347.6	1529.2	0.0084	mg/L	0.0084	mg/L	17:48:13
1	Cu 324.752†	9326.3	2920.0	0.0091	mg/L	0.0091	mg/L	17:48:13
1	Fe 234.349†	3318.4	2413.3	0.0421	mg/L	0.0421	mg/L	17:48:13
1	Fe 238.204†	6878.5	6000.0	0.0417	mg/L	0.0417	mg/L	17:48:13
1	Mg 279.077†	2998.4	2653.9	0.0826	mg/L	0.0826	mg/L	17:48:13
1	Mn 257.610†	9892.8	8484.5	0.0084	mg/L	0.0084	mg/L	17:48:13
1	Mo 202.031†	166.4	133.0	0.0099	mg/L	0.0099	mg/L	17:48:33
1	Ni 231.604†	312.2	297.9	0.0076	mg/L	0.0076	mg/L	17:48:33
1	P 214.914†	215.0	140.6	0.1134	mg/L	0.1134	mg/L	17:48:33
1	Pb 220.353†	-84.8	65.0	0.0071	mg/L	0.0071	mg/L	17:48:33
1	Sb 206.836†	31.0	24.4	0.0109	mg/L	0.0109	mg/L	17:48:33
1	Se 196.026†	5.6	14.0	0.0182	mg/L	0.0182	mg/L	17:48:33
1	Sr 189.927†	128.3	48.6	0.0115	mg/L	0.0115	mg/L	17:48:33
1	Sr 407.771†	29800.7	24228.6	0.0008	mg/L	0.0008	mg/L	17:48:07
1	Ti 337.279†	5385.6	7628.6	0.0098	mg/L	0.0098	mg/L	17:48:13
1	Tl 190.801†	16.3	16.7	0.0120	mg/L	0.0120	mg/L	17:48:33
1	V 292.402†	952.4	2519.1	0.0096	mg/L	0.0096	mg/L	17:48:13
1	Zn 213.857†	1376.7	779.6	0.0097	mg/L	0.0097	mg/L	17:48:33
2	K 766.490†	1530.0	1060.6	0.4909	mg/L	0.4909	mg/L	17:47:59
2	Li 670.784†	432.6	369.2	0.0070	mg/L	0.0070	mg/L	17:47:59
2	Na 589.592	3146.4	4333.3	0.3769	mg/L	0.3769	mg/L	17:47:59
2	Y 371.029	3256245.6	3256245.6	0.980	mg/L			17:48:39
2	Ag 328.068†	-882.2	1469.4	0.0039	mg/L	0.0039	mg/L	17:48:44
2	Al 237.313†	383.5	469.7	0.0549	mg/L	0.0549	mg/L	17:49:04
2	As 188.979†	12.6	7.2	0.0093	mg/L	0.0093	mg/L	17:49:04
2	B 182.528†	3.2	8.6	0.0212	mg/L	0.0212	mg/L	17:49:04
2	Ba 233.527†	991.1	1145.3	0.0093	mg/L	0.0093	mg/L	17:49:04
2	Be 313.107†	7255.6	4954.9	0.0011	mg/L	0.0011	mg/L	17:48:44
2	Ca 315.886†	14059.0	14118.7	0.1023	mg/L	0.1023	mg/L	17:48:44
2	Cd 228.802†	340.2	226.8	0.0055	mg/L	0.0055	mg/L	17:49:04
2	Co 228.616†	170.0	354.1	0.0086	mg/L	0.0086	mg/L	17:49:04
2	Cr 267.716†	2363.9	1536.3	0.0085	mg/L	0.0085	mg/L	17:48:44
2	Cu 324.752†	9424.6	2982.7	0.0094	mg/L	0.0094	mg/L	17:48:44
2	Fe 234.349†	3381.8	2464.6	0.0432	mg/L	0.0432	mg/L	17:48:44
2	Fe 238.204†	6927.4	6022.1	0.0419	mg/L	0.0419	mg/L	17:48:44
2	Mg 279.077†	3041.2	2685.5	0.0838	mg/L	0.0838	mg/L	17:48:44
2	Mn 257.610†	9893.3	8445.1	0.0083	mg/L	0.0083	mg/L	17:48:44
2	Mo 202.031†	182.2	148.4	0.0111	mg/L	0.0111	mg/L	17:49:04
2	Ni 231.604†	319.6	304.2	0.0078	mg/L	0.0078	mg/L	17:49:04
2	P 214.914†	219.1	144.0	0.1158	mg/L	0.1158	mg/L	17:49:04
2	Pb 220.353†	-68.8	81.6	0.0091	mg/L	0.0091	mg/L	17:49:04
2	Sb 206.836†	31.8	25.1	0.0112	mg/L	0.0112	mg/L	17:49:04
2	Se 196.026†	7.4	15.8	0.0206	mg/L	0.0206	mg/L	17:49:04
2	Sr 189.927†	115.1	34.5	0.0074	mg/L	0.0074	mg/L	17:49:04
2	Sr 407.771†	29942.5	24253.0	0.0008	mg/L	0.0008	mg/L	17:48:39
2	Ti 337.279†	5292.1	7511.4	0.0096	mg/L	0.0096	mg/L	17:48:44
2	Tl 190.801†	12.6	12.8	0.0088	mg/L	0.0088	mg/L	17:49:04
2	V 292.402†	939.2	2501.9	0.0095	mg/L	0.0095	mg/L	17:48:44
2	Zn 213.857†	1389.7	787.3	0.0098	mg/L	0.0098	mg/L	17:49:04

 Mean Data: CRI3

Analyte	Mean Corrected Intensity	Calib Conc. Units	Std.Dev.	Sample Conc. Units	Std.Dev.	RSD
Y 371.029	3249830.0	0.978 mg/L	0.0027			0.28%

Ag	328.068†	1396.7	0.0036 mg/L	0.00037	0.0036 mg/L	0.00037	10.10%
	QC value within limits for Ag 328.068 Recovery = 72.61%						
Al	237.313†	476.7	0.0557 mg/L	0.00121	0.0557 mg/L	0.00121	2.17%
	QC value within limits for Al 237.313 Recovery = 111.43%						
As	188.979†	7.4	0.0095 mg/L	0.00028	0.0095 mg/L	0.00028	2.93%
	QC value within limits for As 188.979 Recovery = 94.84%						
B	182.528†	6.5	0.0160 mg/L	0.00732	0.0160 mg/L	0.00732	45.69%
	QC value greater than the upper limit for B 182.528 Recovery = 160.10%						
Ba	233.527†	1147.0	0.0094 mg/L	0.00002	0.0094 mg/L	0.00002	0.22%
	QC value within limits for Ba 233.527 Recovery = 93.59%						
Be	313.107†	4911.1	0.0011 mg/L	0.00001	0.0011 mg/L	0.00001	1.21%
	QC value within limits for Be 313.107 Recovery = 106.37%						
Ca	315.886†	14082.5	0.1020 mg/L	0.00039	0.1020 mg/L	0.00039	0.38%
	QC value within limits for Ca 315.886 Recovery = 101.99%						
Cd	228.802†	220.7	0.0053 mg/L	0.00023	0.0053 mg/L	0.00023	4.22%
	QC value within limits for Cd 228.802 Recovery = 106.93%						
Co	228.616†	363.6	0.0089 mg/L	0.00039	0.0089 mg/L	0.00039	4.41%
	QC value within limits for Co 228.616 Recovery = 88.62%						
Cr	267.716†	1532.8	0.0084 mg/L	0.00003	0.0084 mg/L	0.00003	0.40%
	QC value within limits for Cr 267.716 Recovery = 84.29%						
Cu	324.752†	2951.3	0.0092 mg/L	0.00016	0.0092 mg/L	0.00016	1.71%
	QC value within limits for Cu 324.752 Recovery = 92.43%						
Fe	234.349†	2439.0	0.0426 mg/L	0.00079	0.0426 mg/L	0.00079	1.86%
	QC value within limits for Fe 234.349 Recovery = 85.28%						
Fe	238.204†	6011.1	0.0418 mg/L	0.00014	0.0418 mg/L	0.00014	0.33%
	QC value within limits for Fe 238.204 Recovery = 83.69%						
K	766.490†	1087.6	0.5041 mg/L	0.01869	0.5041 mg/L	0.01869	3.71%
	QC value within limits for K 766.490 Recovery = 100.82%						
Li	670.784†	384.5	0.0074 mg/L	0.00061	0.0074 mg/L	0.00061	8.26%
	QC value within limits for Li 670.784 Recovery = 74.24%						
Mg	279.077†	2669.7	0.0832 mg/L	0.00089	0.0832 mg/L	0.00089	1.07%
	QC value within limits for Mg 279.077 Recovery = 83.20%						
Mn	257.610†	8464.8	0.0084 mg/L	0.00003	0.0084 mg/L	0.00003	0.42%
	QC value within limits for Mn 257.610 Recovery = 83.54%						
Mo	202.031†	140.7	0.0105 mg/L	0.00085	0.0105 mg/L	0.00085	8.09%
	QC value within limits for Mo 202.031 Recovery = 104.82%						
Na	589.592	4289.7	0.3714 mg/L	0.00780	0.3714 mg/L	0.00780	2.10%
	QC value within limits for Na 589.592 Recovery = 74.27%						
Ni	231.604†	301.1	0.0077 mg/L	0.00015	0.0077 mg/L	0.00015	2.00%
	QC value within limits for Ni 231.604 Recovery = 76.72%						
P	214.914†	142.3	0.1146 mg/L	0.00169	0.1146 mg/L	0.00169	1.48%
	QC value within limits for P 214.914 Recovery = 114.61%						
Pb	220.353†	73.3	0.0081 mg/L	0.00140	0.0081 mg/L	0.00140	17.35%
	QC value within limits for Pb 220.353 Recovery = 80.63%						
Sb	206.836†	24.8	0.0110 mg/L	0.00024	0.0110 mg/L	0.00024	2.17%
	QC value within limits for Sb 206.836 Recovery = 110.50%						
Se	196.026†	14.9	0.0194 mg/L	0.00174	0.0194 mg/L	0.00174	8.97%
	QC value within limits for Se 196.026 Recovery = 97.01%						
Sn	189.927†	41.5	0.0095 mg/L	0.00290	0.0095 mg/L	0.00290	30.72%
	QC value within limits for Sn 189.927 Recovery = 94.51%						
Sr	407.771†	24240.8	0.0008 mg/L	0.00000	0.0008 mg/L	0.00000	0.10%
	QC value within limits for Sr 407.771 Recovery = 76.50%						
Ti	337.279†	7570.0	0.0097 mg/L	0.00011	0.0097 mg/L	0.00011	1.18%
	QC value within limits for Ti 337.279 Recovery = 97.06%						
Tl	190.801†	14.7	0.0104 mg/L	0.00222	0.0104 mg/L	0.00222	21.32%
	QC value within limits for Tl 190.801 Recovery = 103.99%						
V	292.402†	2510.5	0.0095 mg/L	0.00003	0.0095 mg/L	0.00003	0.36%
	QC value within limits for V 292.402 Recovery = 95.50%						
Zn	213.857†	783.5	0.0098 mg/L	0.00007	0.0098 mg/L	0.00007	0.76%
	QC value within limits for Zn 213.857 Recovery = 97.84%						
QC Failed. Continue with analysis.							

Sequence No.: 11
 Sample ID: ICSA
 Analyst:
 Initial Sample Wt:
 Dilution:
 User canceled analysis.

Autosampler Location: 160
 Date Collected: 7/15/2006 5:50:46 PM
 Data Type: Original
 Initial Sample Vol:
 Sample Prep Vol:

Analysis Begun

Start Time: 7/15/2006 5:52:54 PM

Plasma On Time: 7/15/2006 2:28:01 PM

Logged In Analyst: ICP3

Technique: ICP Continuous

Spectrometer Model: Optima 4300 DV, S/N 077N1032302 Autosampler Model: AS-91

Sample Information File: C:\pe\Administrator\Sample Information\071506na.sif

Batch ID:

Results Data Set: 071506nad

Results Library: Q:\Metals\Results\ICP3\Results\Results.mdb

Sequence No.: 11

Autosampler Location: 160

Sample ID: ICSA

Date Collected: 7/15/2006 5:52:54 PM

Analyst:

Data Type: Original

Initial Sample Wt:

Initial Sample Vol:

Dilution:

Sample Prep Vol:

Replicate Data: ICSA

Repl#	Analyte	Net Intensity	Corrected Intensity	Calib. Conc.	Units	Sample Conc.	Units	Analysis Time
1	K 766.490†	484.8	34.0	-0.0116	mg/L	-0.0116	mg/L	17:54:32
1	Li 670.784†	141.0	83.1	-0.0011	mg/L	-0.0011	mg/L	17:54:32
1	Na 589.592	-646.0	540.9	-0.1033	mg/L	-0.1033	mg/L	17:54:32
1	Y 371.029	3011141.3	3011141.3	0.906	mg/L			17:54:59
1	Ag 328.068†	-2821.4	-744.6	-0.0002	mg/L	-0.0002	mg/L	17:55:04
1	Al 237.313†	1961295.5	2165178.4	260.8	mg/L	260.8	mg/L	17:54:59
1	As 188.979†	12.5	8.2	0.0107	mg/L	0.0107	mg/L	17:55:25
1	B 182.528†	11.1	17.6	0.0439	mg/L	0.0439	mg/L	17:55:25
1	Ba 233.527†	107.6	252.4	0.0011	mg/L	0.0011	mg/L	17:55:25
1	Be 313.107†	4.1	-2447.2	0.0001	mg/L	0.0001	mg/L	17:55:04
1	Ca 315.886†	29958726.8	33071604.7	250.4	mg/L	250.4	mg/L	17:54:52
1	Cd 228.802†	101.1	-8.8	-0.0001	mg/L	-0.0001	mg/L	17:55:25
1	Co 228.616†	-127.9	39.4	-0.0006	mg/L	-0.0006	mg/L	17:55:25
1	Cr 267.716†	539.6	-281.1	0.0018	mg/L	0.0018	mg/L	17:55:04
1	Cu 324.752†	3946.0	-2282.0	0.0075	mg/L	0.0075	mg/L	17:55:04
1	Fe 234.349†	3891580.8	4294980.3	94.12	mg/L	94.12	mg/L	17:54:59
1	Fe 238.204†	9266949.9	10228860.0	90.35	mg/L	90.35	mg/L	17:54:52
1	Mg 279.077†	5557674.2	6134771.6	244.9	mg/L	244.9	mg/L	17:54:59
1	Mn 257.610†	5665.3	4599.8	0.0035	mg/L	0.0035	mg/L	17:55:04
1	Mo 202.031†	216.6	201.6	0.0152	mg/L	0.0152	mg/L	17:55:25
1	Ni 231.604†	11.6	-9.2	-0.0030	mg/L	-0.0030	mg/L	17:55:25
1	P 214.914†	-43.4	-127.7	-0.0795	mg/L	-0.0795	mg/L	17:55:25
1	Pb 220.353†	-563.9	-470.7	-0.0088	mg/L	-0.0088	mg/L	17:55:25
1	Sb 206.836†	13.9	7.9	0.0024	mg/L	0.0024	mg/L	17:55:25
1	Se 196.026†	18.6	28.8	0.0376	mg/L	0.0376	mg/L	17:55:25
1	Sr 189.927†	-20.3	-105.3	-0.0297	mg/L	-0.0297	mg/L	17:55:25
1	Sr 407.771†	22734.9	18784.5	0.0005	mg/L	0.0005	mg/L	17:55:04
1	Ti 337.279†	1823.6	4122.2	0.0049	mg/L	0.0049	mg/L	17:55:04
1	Tl 190.801†	52.6	58.0	0.0456	mg/L	0.0456	mg/L	17:55:25
1	V 292.402†	1371.4	3057.0	-0.0004	mg/L	-0.0004	mg/L	17:55:04
1	Zn 213.857†	2210.0	1808.2	0.0156	mg/L	0.0156	mg/L	17:55:25
2	K 766.490†	435.7	-22.4	-0.0392	mg/L	-0.0392	mg/L	17:54:38
2	Li 670.784†	129.5	69.8	-0.0015	mg/L	-0.0015	mg/L	17:54:38
2	Na 589.592	-615.8	571.1	-0.0995	mg/L	-0.0995	mg/L	17:54:38
2	Y 371.029	3025269.5	3025269.5	0.910	mg/L			17:55:43
2	Ag 328.068†	-2737.4	-637.7	0.0002	mg/L	0.0002	mg/L	17:55:48
2	Al 237.313†	1975020.0	2170147.2	261.4	mg/L	261.4	mg/L	17:55:43
2	As 188.979†	14.1	9.9	0.0131	mg/L	0.0131	mg/L	17:56:09
2	B 182.528†	6.4	12.3	0.0305	mg/L	0.0305	mg/L	17:56:09
2	Ba 233.527†	83.3	225.1	0.0008	mg/L	0.0008	mg/L	17:56:09
2	Be 313.107†	4.2	-2447.2	0.0001	mg/L	0.0001	mg/L	17:55:48
2	Ca 315.886†	29856829.4	32805196.0	248.4	mg/L	248.4	mg/L	17:55:36
2	Cd 228.802†	101.7	-8.7	-0.0001	mg/L	-0.0001	mg/L	17:56:09
2	Co 228.616†	-149.1	16.7	-0.0012	mg/L	-0.0012	mg/L	17:56:09
2	Cr 267.716†	510.2	-316.2	0.0015	mg/L	0.0015	mg/L	17:55:48
2	Cu 324.752†	4275.4	-1940.5	0.0088	mg/L	0.0088	mg/L	17:55:48
2	Fe 234.349†	3922042.5	4308387.9	94.41	mg/L	94.41	mg/L	17:55:43
2	Fe 238.204†	9228340.0	10138662.6	89.55	mg/L	89.55	mg/L	17:55:36
2	Mg 279.077†	5601754.6	6154553.4	245.7	mg/L	245.7	mg/L	17:55:43
2	Mn 257.610†	5758.8	4673.3	0.0036	mg/L	0.0036	mg/L	17:55:48
2	Mo 202.031†	244.4	231.0	0.0175	mg/L	0.0175	mg/L	17:56:09

2	Ni 231.604†	29.0	9.9	-0.0023 mg/L	-0.0023 mg/L	17:56:09
2	P 214.914†	-31.0	-113.8	-0.0695 mg/L	-0.0695 mg/L	17:56:09
2	Pb 220.353†	-564.6	-468.5	-0.0085 mg/L	-0.0085 mg/L	17:56:09
2	Sb 206.836†	13.0	6.9	0.0019 mg/L	0.0019 mg/L	17:56:09
2	Se 196.026†	8.4	17.4	0.0227 mg/L	0.0227 mg/L	17:56:09
2	Sn 189.927†	-7.8	-91.5	-0.0256 mg/L	-0.0256 mg/L	17:56:09
2	Sr 407.771†	22956.2	18910.4	0.0005 mg/L	0.0005 mg/L	17:55:48
2	Ti 337.279†	1860.9	4153.8	0.0050 mg/L	0.0050 mg/L	17:55:48
2	Tl 190.801†	67.0	73.5	0.0582 mg/L	0.0582 mg/L	17:56:09
2	V 292.402†	1456.0	3142.9	-0.0001 mg/L	-0.0001 mg/L	17:55:48
2	Zn 213.857†	2238.9	1828.6	0.0158 mg/L	0.0158 mg/L	17:56:09

Mean Data: ICSA

Analyte	Mean Corrected Intensity	Conc.	Calib Units	Std.Dev.	Sample Conc. Units	Std.Dev.	RSD
Y 371.029	3018205.4	0.908 mg/L		0.0030			
Ag 328.068†	-691.2	0.0000 mg/L		0.00028	0.0000 mg/L	0.00028	697.17%
QC value within limits for Ag 328.068			Recovery =	Not calculated			
Al 237.313†	2167662.8	261.1 mg/L		0.42	261.1 mg/L	0.42	0.16%
QC value within limits for Al 237.313			Recovery =	104.44%			
As 188.979†	9.0	0.0119 mg/L		0.00167	0.0119 mg/L	0.00167	14.03%
QC value within limits for As 188.979			Recovery =	Not calculated			
B 182.528†	14.9	0.0372 mg/L		0.00947	0.0372 mg/L	0.00947	25.46%
QC value within limits for B 182.528			Recovery =	Not calculated			
Ba 233.527†	238.7	0.0010 mg/L		0.00018	0.0010 mg/L	0.00018	18.49%
QC value within limits for Ba 233.527			Recovery =	Not calculated			
Be 313.107†	-2447.2	0.0001 mg/L		0.00000	0.0001 mg/L	0.00000	1.02%
QC value within limits for Be 313.107			Recovery =	Not calculated			
Ca 315.886†	32938400.4	249.4 mg/L		1.43	249.4 mg/L	1.43	0.57%
QC value within limits for Ca 315.886			Recovery =	99.76%			
Cd 228.802†	-8.8	-0.0001 mg/L		0.00001	-0.0001 mg/L	0.00001	7.39%
QC value within limits for Cd 228.802			Recovery =	Not calculated			
Co 228.616†	28.0	-0.0009 mg/L		0.00047	-0.0009 mg/L	0.00047	51.65%
QC value within limits for Co 228.616			Recovery =	Not calculated			
Cr 267.716†	-298.6	0.0017 mg/L		0.00016	0.0017 mg/L	0.00016	9.45%
QC value within limits for Cr 267.716			Recovery =	Not calculated			
Cu 324.752†	-2111.3	0.0081 mg/L		0.00090	0.0081 mg/L	0.00090	11.05%
QC value within limits for Cu 324.752			Recovery =	Not calculated			
Fe 234.349†	4301684.1	94.26 mg/L		0.208	94.26 mg/L	0.208	0.22%
QC value within limits for Fe 234.349			Recovery =	94.26%			
Fe 238.204†	10183761.3	89.95 mg/L		0.563	89.95 mg/L	0.563	0.63%
QC value within limits for Fe 238.204			Recovery =	89.95%			
K 766.490†	5.8	-0.0254 mg/L		0.01952	-0.0254 mg/L	0.01952	76.85%
QC value within limits for K 766.490			Recovery =	Not calculated			
Li 670.784†	76.5	-0.0013 mg/L		0.00027	-0.0013 mg/L	0.00027	20.56%
QC value within limits for Li 670.784			Recovery =	Not calculated			
Mg 279.077†	6144662.5	245.3 mg/L		0.56	245.3 mg/L	0.56	0.23%
QC value within limits for Mg 279.077			Recovery =	98.11%			
Mn 257.610†	4636.6	0.0036 mg/L		0.00007	0.0036 mg/L	0.00007	1.84%
QC value within limits for Mn 257.610			Recovery =	Not calculated			
Mo 202.031†	216.3	0.0164 mg/L		0.00162	0.0164 mg/L	0.00162	9.88%
QC value within limits for Mo 202.031			Recovery =	Not calculated			
Na 589.592	556.0	-0.1014 mg/L		0.00271	-0.1014 mg/L	0.00271	2.67%
QC value within limits for Na 589.592			Recovery =	Not calculated			
Ni 231.604†	0.3	-0.0026 mg/L		0.00046	-0.0026 mg/L	0.00046	17.49%
QC value within limits for Ni 231.604			Recovery =	Not calculated			
P 214.914†	-120.8	-0.0745 mg/L		0.00703	-0.0745 mg/L	0.00703	9.43%
QC value within limits for P 214.914			Recovery =	Not calculated			
Pb 220.353†	-469.6	-0.0086 mg/L		0.00026	-0.0086 mg/L	0.00026	3.02%
QC value within limits for Pb 220.353			Recovery =	Not calculated			
Sb 206.836†	7.4	0.0021 mg/L		0.00038	0.0021 mg/L	0.00038	18.00%
QC value within limits for Sb 206.836			Recovery =	Not calculated			
Se 196.026†	23.1	0.0302 mg/L		0.01048	0.0302 mg/L	0.01048	34.77%
QC value within limits for Se 196.026			Recovery =	Not calculated			
Sn 189.927†	-98.4	-0.0276 mg/L		0.00287	-0.0276 mg/L	0.00287	10.38%
QC value within limits for Sn 189.927			Recovery =	Not calculated			
Sr 407.771†	18847.5	0.0005 mg/L		0.00000	0.0005 mg/L	0.00000	0.76%
QC value within limits for Sr 407.771			Recovery =	Not calculated			
Ti 337.279†	4138.0	0.0050 mg/L		0.00003	0.0050 mg/L	0.00003	0.62%
QC value within limits for Ti 337.279			Recovery =	Not calculated			
Tl 190.801†	65.8	0.0519 mg/L		0.00896	0.0519 mg/L	0.00896	17.26%

QC value greater than the upper limit for Tl 190.801 Recovery = Not calculated
 V 292.402† 3099.9 -0.0002 mg/L 0.00024 -0.0002 mg/L 0.00024 100.56%
 QC value within limits for V 292.402 Recovery = Not calculated
 Zn 213.857† 1818.4 0.0157 mg/L 0.00018 0.0157 mg/L 0.00018 1.13%
 QC value within limits for Zn 213.857 Recovery = Not calculated
 QC Failed. Continue with analysis.

Sequence No.: 12

Autosampler Location: 159

Sample ID: ICSAB

Date Collected: 7/15/2006 5:57:47 PM

Analyst:

Data Type: Original

Initial Sample Wt:

Initial Sample Vol:

Dilution:

Sample Prep Vol:

Replicate Data: ICSAB

Repl#	Analyte	Net Intensity	Corrected Intensity	Calib. Conc. Units	Sample Conc. Units	Analysis Time
1	K 766.490†	508.1	51.3	-0.0031 mg/L	-0.0031 mg/L	17:59:25
1	Li 670.784†	125.1	63.6	-0.0017 mg/L	-0.0017 mg/L	17:59:25
1	Na 589.592	-592.5	594.4	-0.0965 mg/L	-0.0965 mg/L	17:59:25
1	Y 371.029	3056912.0	3056912.0	0.920 mg/L	0.920 mg/L	17:59:53
1	Ag 328.068†	134054.3	148138.5	0.5305 mg/L	0.5305 mg/L	17:59:58
1	Al 237.313†	1958937.1	2130196.2	256.6 mg/L	256.6 mg/L	17:59:53
1	As 188.979†	11.1	6.5	0.0079 mg/L	0.0079 mg/L	18:00:18
1	B 182.528†	7.2	13.1	0.0325 mg/L	0.0325 mg/L	18:00:18
1	Ba 233.527†	24230.4	26481.4	0.2436 mg/L	0.2436 mg/L	17:59:58
1	Be 313.107†	1150797.3	1248907.5	0.2578 mg/L	0.2578 mg/L	17:59:53
1	Ca 315.886†	29643199.0	32233324.3	244.1 mg/L	244.1 mg/L	17:59:45
1	Cd 228.802†	16452.2	17769.4	0.4693 mg/L	0.4693 mg/L	17:59:58
1	Co 228.616†	6896.7	7679.9	0.2220 mg/L	0.2220 mg/L	18:00:18
1	Cr 267.716†	33163.7	35184.9	0.2421 mg/L	0.2421 mg/L	17:59:58
1	Cu 324.752†	66360.1	65520.8	0.2492 mg/L	0.2492 mg/L	17:59:58
1	Fe 234.349†	3893522.3	4232768.5	92.75 mg/L	92.75 mg/L	17:59:53
1	Fe 238.204†	9174555.4	9975220.5	88.11 mg/L	88.11 mg/L	17:59:45
1	Mg 279.077†	5564422.4	6050248.0	241.5 mg/L	241.5 mg/L	17:59:53
1	Mn 257.610†	180780.0	194923.2	0.2422 mg/L	0.2422 mg/L	17:59:58
1	Mo 202.031†	216.2	197.6	0.0149 mg/L	0.0149 mg/L	18:00:18
1	Ni 231.604†	11982.9	13008.0	0.4436 mg/L	0.4436 mg/L	17:59:58
1	P 214.914†	11.1	-67.6	-0.0363 mg/L	-0.0363 mg/L	18:00:18
1	Pb 220.353†	3072.8	3493.2	0.4598 mg/L	0.4598 mg/L	18:00:18
1	Sb 206.836†	26.1	21.0	0.0054 mg/L	0.0054 mg/L	18:00:18
1	Se 196.026†	13.8	23.3	0.0304 mg/L	0.0304 mg/L	18:00:18
1	Sn 189.927†	-33.2	-119.0	-0.0337 mg/L	-0.0337 mg/L	18:00:18
1	Sr 407.771†	22733.7	18407.4	0.0005 mg/L	0.0005 mg/L	17:59:58
1	Ti 337.279†	1781.1	4045.8	0.0048 mg/L	0.0048 mg/L	17:59:58
1	Tl 190.801†	65.3	70.9	0.0578 mg/L	0.0578 mg/L	18:00:18
1	V 292.402†	57786.7	64379.5	0.2434 mg/L	0.2434 mg/L	17:59:58
1	Zn 213.857†	33958.0	36294.1	0.4900 mg/L	0.4900 mg/L	17:59:58
2	K 766.490†	379.7	-87.2	-0.0709 mg/L	-0.0709 mg/L	17:59:31
2	Li 670.784†	116.6	54.6	-0.0019 mg/L	-0.0019 mg/L	17:59:31
2	Na 589.592	-583.6	603.2	-0.0954 mg/L	-0.0954 mg/L	17:59:31
2	Y 371.029	3048446.2	3048446.2	0.917 mg/L	0.917 mg/L	18:00:37
2	Ag 328.068†	133948.5	148428.0	0.5315 mg/L	0.5315 mg/L	18:00:43
2	Al 237.313†	1959589.7	2136823.3	257.4 mg/L	257.4 mg/L	18:00:37
2	As 188.979†	12.6	8.2	0.0104 mg/L	0.0104 mg/L	18:01:03
2	B 182.528†	8.0	14.0	0.0349 mg/L	0.0349 mg/L	18:01:03
2	Ba 233.527†	24237.6	26562.4	0.2443 mg/L	0.2443 mg/L	18:00:43
2	Be 313.107†	1150057.3	1251575.7	0.2583 mg/L	0.2583 mg/L	18:00:37
2	Ca 315.886†	29632631.3	32311316.4	244.7 mg/L	244.7 mg/L	18:00:30
2	Cd 228.802†	16395.0	17756.7	0.4690 mg/L	0.4690 mg/L	18:00:43
2	Co 228.616†	6959.0	7768.7	0.2246 mg/L	0.2246 mg/L	18:01:03
2	Cr 267.716†	33074.9	35188.3	0.2421 mg/L	0.2421 mg/L	18:00:43
2	Cu 324.752†	66044.7	65377.3	0.2487 mg/L	0.2487 mg/L	18:00:43
2	Fe 234.349†	3892060.1	4242931.6	92.97 mg/L	92.97 mg/L	18:00:37
2	Fe 238.204†	9166656.0	9994311.9	88.28 mg/L	88.28 mg/L	18:00:30
2	Mg 279.077†	5562551.9	6065011.6	242.1 mg/L	242.1 mg/L	18:00:37
2	Mn 257.610†	180127.5	194757.6	0.2420 mg/L	0.2420 mg/L	18:00:43
2	Mo 202.031†	216.6	198.7	0.0150 mg/L	0.0150 mg/L	18:01:03
2	Ni 231.604†	11958.1	13017.1	0.4439 mg/L	0.4439 mg/L	18:00:43
2	P 214.914†	15.6	-62.8	-0.0328 mg/L	-0.0328 mg/L	18:01:03
2	Pb 220.353†	3136.7	3572.1	0.4693 mg/L	0.4693 mg/L	18:01:03

2	Sb 206.836†	18.4	12.7	0.0010 mg/L	0.0010 mg/L	18:01:03
2	Se 196.026†	4.4	13.1	0.0170 mg/L	0.0170 mg/L	18:01:03
2	Sn 189.927†	-15.7	-100.1	-0.0282 mg/L	-0.0282 mg/L	18:01:03
2	Sr 407.771†	22532.1	18256.2	0.0005 mg/L	0.0005 mg/L	18:00:43
2	Ti 337.279†	1800.8	4072.7	0.0049 mg/L	0.0049 mg/L	18:00:43
2	Tl 190.801†	54.5	59.3	0.0483 mg/L	0.0483 mg/L	18:01:03
2	V 292.402†	57493.5	64234.3	0.2427 mg/L	0.2427 mg/L	18:00:43
2	Zn 213.857†	33931.8	36368.1	0.4910 mg/L	0.4910 mg/L	18:00:43

Mean Data: ICSAB

Analyte	Mean Corrected Intensity	Conc. Units	Std.Dev.	Sample Conc. Units	Std.Dev.	RSD
Y 371.029	3052679.1	0.918 mg/L	0.0018			0.20%
Ag 328.068†	148283.2	0.5310 mg/L	0.00074	0.5310 mg/L	0.00074	0.14%
QC value within limits for Ag 328.068		Recovery = 106.20%				
Al 237.313†	2133509.7	257.0 mg/L	0.56	257.0 mg/L	0.56	0.22%
QC value within limits for Al 237.313		Recovery = 102.80%				
As 188.979†	7.3	0.0091 mg/L	0.00176	0.0091 mg/L	0.00176	19.34%
QC value within limits for As 188.979		Recovery = Not calculated				
B 182.528†	13.5	0.0337 mg/L	0.00170	0.0337 mg/L	0.00170	5.04%
QC value within limits for B 182.528		Recovery = Not calculated				
Ba 233.527†	26521.9	0.2439 mg/L	0.00053	0.2439 mg/L	0.00053	0.22%
QC value within limits for Ba 233.527		Recovery = 97.57%				
Be 313.107†	1250241.6	0.2581 mg/L	0.00039	0.2581 mg/L	0.00039	0.15%
QC value within limits for Be 313.107		Recovery = 103.22%				
Ca 315.886†	32272320.3	244.4 mg/L	0.42	244.4 mg/L	0.42	0.17%
QC value within limits for Ca 315.886		Recovery = 97.74%				
Cd 228.802†	17763.1	0.4691 mg/L	0.00024	0.4691 mg/L	0.00024	0.05%
QC value within limits for Cd 228.802		Recovery = 93.83%				
Co 228.616†	7724.3	0.2233 mg/L	0.00183	0.2233 mg/L	0.00183	0.82%
QC value within limits for Co 228.616		Recovery = 89.32%				
Cr 267.716†	35186.6	0.2421 mg/L	0.00003	0.2421 mg/L	0.00003	0.01%
QC value within limits for Cr 267.716		Recovery = 96.85%				
Cu 324.752†	65449.1	0.2490 mg/L	0.00033	0.2490 mg/L	0.00033	0.13%
QC value within limits for Cu 324.752		Recovery = 99.58%				
Fe 234.349†	4237850.1	92.86 mg/L	0.157	92.86 mg/L	0.157	0.17%
QC value within limits for Fe 234.349		Recovery = 92.86%				
Fe 238.204†	9984766.2	88.19 mg/L	0.119	88.19 mg/L	0.119	0.14%
QC value within limits for Fe 238.204		Recovery = 88.19%				
K 766.490†	-18.0	-0.0370 mg/L	0.04794	-0.0370 mg/L	0.04794	129.47%
QC value within limits for K 766.490		Recovery = Not calculated				
Li 670.784†	59.1	-0.0018 mg/L	0.00018	-0.0018 mg/L	0.00018	9.98%
QC value within limits for Li 670.784		Recovery = Not calculated				
Mg 279.077†	6057629.8	241.8 mg/L	0.42	241.8 mg/L	0.42	0.17%
QC value within limits for Mg 279.077		Recovery = 96.73%				
Mn 257.610†	194840.4	0.2421 mg/L	0.00015	0.2421 mg/L	0.00015	0.06%
QC value within limits for Mn 257.610		Recovery = 96.83%				
Mo 202.031†	198.1	0.0149 mg/L	0.00006	0.0149 mg/L	0.00006	0.41%
QC value within limits for Mo 202.031		Recovery = Not calculated				
Na 589.592	598.8	-0.0960 mg/L	0.00079	-0.0960 mg/L	0.00079	0.83%
QC value within limits for Na 589.592		Recovery = Not calculated				
Ni 231.604†	13012.6	0.4438 mg/L	0.00022	0.4438 mg/L	0.00022	0.05%
QC value within limits for Ni 231.604		Recovery = 88.75%				
P 214.914†	-65.2	-0.0346 mg/L	0.00247	-0.0346 mg/L	0.00247	7.14%
QC value within limits for P 214.914		Recovery = Not calculated				
Pb 220.353†	3532.7	0.4646 mg/L	0.00672	0.4646 mg/L	0.00672	1.45%
QC value within limits for Pb 220.353		Recovery = 92.91%				
Sb 206.836†	16.8	0.0032 mg/L	0.00310	0.0032 mg/L	0.00310	95.74%
QC value within limits for Sb 206.836		Recovery = Not calculated				
Se 196.026†	18.2	0.0237 mg/L	0.00948	0.0237 mg/L	0.00948	40.00%
QC value greater than the upper limit for Se 196.026		Recovery = Not calculated				
Sn 189.927†	-109.5	-0.0309 mg/L	0.00392	-0.0309 mg/L	0.00392	12.68%
QC value within limits for Sn 189.927		Recovery = Not calculated				
Sr 407.771†	18331.8	0.0005 mg/L	0.00000	0.0005 mg/L	0.00000	0.96%
QC value within limits for Sr 407.771		Recovery = Not calculated				
Ti 337.279†	4059.3	0.0049 mg/L	0.00003	0.0049 mg/L	0.00003	0.54%
QC value within limits for Ti 337.279		Recovery = Not calculated				
Tl 190.801†	65.1	0.0531 mg/L	0.00666	0.0531 mg/L	0.00666	12.56%
QC value greater than the upper limit for Tl 190.801		Recovery = Not calculated				
V 292.402†	64306.9	0.2431 mg/L	0.00043	0.2431 mg/L	0.00043	0.18%
QC value within limits for V 292.402		Recovery = 97.22%				

Zn 213.857† 36331.1 0.4905 mg/L 0.00071 0.4905 mg/L 0.00071 0.14%
 QC value within limits for Zn 213.857 Recovery = 98.11%
 QC Failed. Continue with analysis.

Sequence No.: 13

Sample ID: CCV

Analyst:

Initial Sample Wt:

Dilution:

Autosampler Location: 3

Date Collected: 7/15/2006 6:02:42 PM

Data Type: Original

Initial Sample Vol:

Sample Prep Vol:

Replicate Data: CCV

Repl#	Analyte	Net		Calib.	Sample		Analysis Time
		Intensity	Corrected Intensity		Conc. Units	Conc. Units	
1	K 766.490†	50613.5	51829.8	25.34 mg/L	25.34 mg/L	18:04:17	
1	Li 670.784†	17835.8	18368.6	0.5168 mg/L	0.5168 mg/L	18:04:17	
1	Na 589.592	195483.6	196670.4	24.73 mg/L	24.73 mg/L	18:04:17	
1	Y 371.029	3214938.1	3214938.1	0.967 mg/L		18:04:31	
1	Ag 328.068†	67384.7	72041.4	0.2559 mg/L	0.2559 mg/L	18:04:37	
1	Al 237.313†	20310.8	21078.2	2.532 mg/L	2.532 mg/L	18:04:37	
1	As 188.979†	348.4	354.7	0.5135 mg/L	0.5135 mg/L	18:04:57	
1	B 182.528†	191.5	203.3	0.5109 mg/L	0.5109 mg/L	18:04:57	
1	Ba 233.527†	53124.4	55060.9	0.5080 mg/L	0.5080 mg/L	18:04:37	
1	Be 313.107†	240056.7	245751.4	0.0503 mg/L	0.0503 mg/L	18:04:31	
1	Ca 315.886†	652370.4	674276.0	5.103 mg/L	5.103 mg/L	18:04:31	
1	Cd 228.802†	9510.6	9712.9	0.2551 mg/L	0.2551 mg/L	18:04:57	
1	Co 228.616†	16773.5	17523.3	0.5078 mg/L	0.5078 mg/L	18:04:37	
1	Cr 267.716†	73520.5	75138.7	0.5075 mg/L	0.5075 mg/L	18:04:37	
1	Cu 324.752†	146191.0	144513.9	0.5151 mg/L	0.5151 mg/L	18:04:37	
1	Fe 234.349†	114452.9	117349.3	2.555 mg/L	2.555 mg/L	18:04:37	
1	Fe 238.204†	283222.4	291784.2	2.567 mg/L	2.567 mg/L	18:04:37	
1	Mg 279.077†	125008.0	128831.2	5.125 mg/L	5.125 mg/L	18:04:37	
1	Mn 257.610†	397685.3	409526.8	0.5113 mg/L	0.5113 mg/L	18:04:37	
1	Mo 202.031†	6351.8	6529.8	0.5070 mg/L	0.5070 mg/L	18:04:57	
1	Ni 231.604†	14443.6	14911.7	0.5093 mg/L	0.5093 mg/L	18:04:37	
1	P 214.914†	6924.4	7079.6	5.102 mg/L	5.102 mg/L	18:04:57	
1	Pb 220.353†	4018.8	4307.0	0.5108 mg/L	0.5108 mg/L	18:04:57	
1	Sb 206.836†	948.0	972.8	0.5021 mg/L	0.5021 mg/L	18:04:57	
1	Se 196.026†	758.9	792.9	1.039 mg/L	1.039 mg/L	18:04:57	
1	Sn 189.927†	1796.0	1774.0	0.5156 mg/L	0.5156 mg/L	18:04:57	
1	Sr 407.771†	1109656.0	1140999.9	0.0508 mg/L	0.0508 mg/L	18:04:31	
1	Ti 337.279†	351125.8	365150.6	0.5038 mg/L	0.5038 mg/L	18:04:37	
1	Tl 190.801†	608.2	628.8	0.5125 mg/L	0.5125 mg/L	18:04:57	
1	V 292.402†	121200.7	126856.8	0.5109 mg/L	0.5109 mg/L	18:04:37	
1	Zn 213.857†	36337.1	36938.9	0.5073 mg/L	0.5073 mg/L	18:04:37	
2	K 766.490†	49884.7	51105.5	24.99 mg/L	24.99 mg/L	18:04:22	
2	Li 670.784†	17670.4	18208.0	0.5122 mg/L	0.5122 mg/L	18:04:22	
2	Na 589.592	195174.0	196360.9	24.69 mg/L	24.69 mg/L	18:04:22	
2	Y 371.029	3213116.5	3213116.5	0.967 mg/L		18:05:03	
2	Ag 328.068†	68133.4	72855.5	0.2588 mg/L	0.2588 mg/L	18:05:09	
2	Al 237.313†	20367.0	21148.4	2.541 mg/L	2.541 mg/L	18:05:09	
2	As 188.979†	347.0	353.4	0.5117 mg/L	0.5117 mg/L	18:05:29	
2	B 182.528†	194.4	206.4	0.5187 mg/L	0.5187 mg/L	18:05:29	
2	Ba 233.527†	53583.8	55567.2	0.5127 mg/L	0.5127 mg/L	18:05:09	
2	Be 313.107†	239423.4	245237.0	0.0502 mg/L	0.0502 mg/L	18:05:03	
2	Ca 315.886†	650422.1	672642.8	5.091 mg/L	5.091 mg/L	18:05:03	
2	Cd 228.802†	9473.8	9680.3	0.2542 mg/L	0.2542 mg/L	18:05:29	
2	Co 228.616†	16908.9	17673.2	0.5122 mg/L	0.5122 mg/L	18:05:09	
2	Cr 267.716†	74041.4	75720.7	0.5114 mg/L	0.5114 mg/L	18:05:09	
2	Cu 324.752†	146745.3	145173.1	0.5175 mg/L	0.5175 mg/L	18:05:09	
2	Fe 234.349†	114967.3	117948.5	2.569 mg/L	2.569 mg/L	18:05:09	
2	Fe 238.204†	285749.3	294564.4	2.591 mg/L	2.591 mg/L	18:05:09	
2	Mg 279.077†	126349.8	130292.6	5.183 mg/L	5.183 mg/L	18:05:09	
2	Mn 257.610†	400996.8	413185.8	0.5159 mg/L	0.5159 mg/L	18:05:09	
2	Mo 202.031†	6348.4	6530.0	0.5070 mg/L	0.5070 mg/L	18:05:29	
2	Ni 231.604†	14523.5	15002.9	0.5125 mg/L	0.5125 mg/L	18:05:09	
2	P 214.914†	6880.2	7038.0	5.072 mg/L	5.072 mg/L	18:05:29	
2	Pb 220.353†	4031.0	4322.1	0.5126 mg/L	0.5126 mg/L	18:05:29	
2	Sb 206.836†	945.6	970.9	0.5010 mg/L	0.5010 mg/L	18:05:29	
2	Se 196.026†	738.8	772.6	1.013 mg/L	1.013 mg/L	18:05:29	
2	Sn 189.927†	1775.7	1754.0	0.5098 mg/L	0.5098 mg/L	18:05:29	

2	Sr 407.771†	1108669.2	1140629.6	0.0508 mg/L	0.0508 mg/L	18:05:03
2	Ti 337.279†	354110.0	368443.7	0.5083 mg/L	0.5083 mg/L	18:05:09
2	Tl 190.801†	609.3	630.3	0.5137 mg/L	0.5137 mg/L	18:05:29
2	V 292.402†	122064.4	127821.3	0.5147 mg/L	0.5147 mg/L	18:05:09
2	Zn 213.857†	36497.7	37126.3	0.5099 mg/L	0.5099 mg/L	18:05:09

Mean Data: CCV

Analyte	Mean Corrected Intensity	Calib Conc. Units	Std.Dev.	Sample Conc. Units	Std.Dev.	RSD
Y 371.029	3214027.3	0.967 mg/L	0.0004			
Ag 328.068†	72448.4	0.2574 mg/L	0.00205	0.2574 mg/L	0.00205	0.04%
						0.80%
Al 237.313†	21113.3	2.536 mg/L	0.0059	2.536 mg/L	0.0059	0.23%
As 188.979†	354.0	0.5126 mg/L	0.00129	0.5126 mg/L	0.00129	0.25%
B 182.528†	204.8	0.5148 mg/L	0.00548	0.5148 mg/L	0.00548	1.06%
Ba 233.527†	55314.0	0.5104 mg/L	0.00331	0.5104 mg/L	0.00331	0.65%
Be 313.107†	245494.2	0.0503 mg/L	0.00008	0.0503 mg/L	0.00008	0.15%
Ca 315.886†	673459.4	5.097 mg/L	0.0087	5.097 mg/L	0.0087	0.17%
Cd 228.802†	9696.6	0.2547 mg/L	0.00058	0.2547 mg/L	0.00058	0.23%
Co 228.616†	17598.2	0.5100 mg/L	0.00308	0.5100 mg/L	0.00308	0.60%
Cr 267.716†	75429.7	0.5094 mg/L	0.00279	0.5094 mg/L	0.00279	0.55%
Cu 324.752†	144843.5	0.5163 mg/L	0.00167	0.5163 mg/L	0.00167	0.32%
Fe 234.349†	117648.9	2.562 mg/L	0.0093	2.562 mg/L	0.0093	0.36%
Fe 238.204†	293174.3	2.579 mg/L	0.0174	2.579 mg/L	0.0174	0.67%
K 766.490†	51467.7	25.16 mg/L	0.251	25.16 mg/L	0.251	1.00%
Li 670.784†	18288.3	0.5145 mg/L	0.00322	0.5145 mg/L	0.00322	0.63%
Mg 279.077†	129561.9	5.154 mg/L	0.0413	5.154 mg/L	0.0413	0.80%
Mn 257.610†	411356.3	0.5136 mg/L	0.00324	0.5136 mg/L	0.00324	0.63%
Mo 202.031†	6529.9	0.5070 mg/L	0.00001	0.5070 mg/L	0.00001	0.00%
Na 589.592	196515.7	24.71 mg/L	0.028	24.71 mg/L	0.028	0.11%
Ni 231.604†	14957.3	0.5109 mg/L	0.00221	0.5109 mg/L	0.00221	0.43%
P 214.914†	7058.8	5.087 mg/L	0.0212	5.087 mg/L	0.0212	0.42%
Pb 220.353†	4314.5	0.5117 mg/L	0.00126	0.5117 mg/L	0.00126	0.25%
Sb 206.836†	971.9	0.5015 mg/L	0.00076	0.5015 mg/L	0.00076	0.15%
Se 196.026†	782.7	1.026 mg/L	0.0188	1.026 mg/L	0.0188	1.84%
Sn 189.927†	1764.0	0.5127 mg/L	0.00413	0.5127 mg/L	0.00413	0.80%
Sr 407.771†	1140814.7	0.0508 mg/L	0.00001	0.0508 mg/L	0.00001	0.02%
Ti 337.279†	366797.2	0.5060 mg/L	0.00322	0.5060 mg/L	0.00322	0.64%
Tl 190.801†	629.5	0.5131 mg/L	0.00091	0.5131 mg/L	0.00091	0.18%
V 292.402†	127339.1	0.5128 mg/L	0.00270	0.5128 mg/L	0.00270	0.53%
Zn 213.857†	37032.6	0.5086 mg/L	0.00182	0.5086 mg/L	0.00182	0.36%

All analyte(s) passed QC.

Sequence No.: 14
 Sample ID: ICCB
 Analyst:
 Initial Sample Wt:
 Dilution:

Autosampler Location: 1
 Date Collected: 7/15/2006 6:07:08 PM
 Data Type: Original
 Initial Sample Vol:
 Sample Prep Vol:

Replicate Data: ICCB

Repl#	Analyte	Net Intensity	Corrected Intensity	Calib. Conc. Units	Sample Conc. Units	Analysis Time
1	K 766.490†	477.4	-11.7	-0.0340 mg/L	-0.0340 mg/L	18:08:41
1	Li 670.784†	102.4	32.6	-0.0025 mg/L	-0.0025 mg/L	18:08:41
1	Na 589.592	-786.1	400.8	-0.1211 mg/L	-0.1211 mg/L	18:08:41
1	Y 371.029	3241587.3	3241587.3	0.975 mg/L		18:08:54
1	Ag 328.068†	-2137.8	177.7	-0.0007 mg/L	-0.0007 mg/L	18:09:00
1	Al 237.313†	-62.5	14.1	0.0001 mg/L	0.0001 mg/L	18:09:20
1	As 188.979†	5.0	-0.5	-0.0019 mg/L	-0.0019 mg/L	18:09:20
1	B 182.528†	-2.4	2.8	0.0066 mg/L	0.0066 mg/L	18:09:20
1	Ba 233.527†	-120.1	10.4	-0.0012 mg/L	-0.0012 mg/L	18:09:20
1	Be 313.107†	2204.7	-191.0	0.0000 mg/L	0.0000 mg/L	18:09:00
1	Ca 315.886†	600.6	382.9	-0.0018 mg/L	-0.0018 mg/L	18:09:00
1	Cd 228.802†	127.2	9.9	-0.0002 mg/L	-0.0002 mg/L	18:09:20
1	Co 228.616†	-176.4	-0.3	-0.0017 mg/L	-0.0017 mg/L	18:09:20
1	Cr 267.716†	980.2	128.4	-0.0011 mg/L	-0.0011 mg/L	18:09:00
1	Cu 324.752†	7623.4	1179.2	0.0029 mg/L	0.0029 mg/L	18:09:00
1	Fe 234.349†	1076.7	116.5	-0.0081 mg/L	-0.0081 mg/L	18:09:20
1	Fe 238.204†	1330.1	314.5	-0.0085 mg/L	-0.0085 mg/L	18:09:20
1	Mg 279.077†	459.4	52.0	-0.0214 mg/L	-0.0214 mg/L	18:09:00
1	Mn 257.610†	1684.6	73.3	-0.0022 mg/L	-0.0022 mg/L	18:09:00
1	Mo 202.031†	52.8	16.6	0.0008 mg/L	0.0008 mg/L	18:09:20
1	Ni 231.604†	14.3	-7.4	-0.0029 mg/L	-0.0029 mg/L	18:09:20
1	P 214.914†	83.6	6.0	0.0167 mg/L	0.0167 mg/L	18:09:20
1	Pb 220.353†	-154.2	-6.2	-0.0014 mg/L	-0.0014 mg/L	18:09:20
1	Sb 206.836†	18.0	11.0	0.0040 mg/L	0.0040 mg/L	18:09:20
1	Se 196.026†	-4.6	3.5	0.0045 mg/L	0.0045 mg/L	18:09:20
1	Sn 189.927†	87.6	6.9	-0.0007 mg/L	-0.0007 mg/L	18:09:20
1	Sr 407.771†	6458.9	310.3	-0.0003 mg/L	-0.0003 mg/L	18:08:54
1	Ti 337.279†	-1992.1	66.4	-0.0007 mg/L	-0.0007 mg/L	18:09:00
1	Tl 190.801†	9.4	9.6	0.0062 mg/L	0.0062 mg/L	18:09:20
1	V 292.402†	-1576.4	-73.4	-0.0009 mg/L	-0.0009 mg/L	18:09:00
1	Zn 213.857†	657.0	42.4	-0.0004 mg/L	-0.0004 mg/L	18:09:20
2	K 766.490†	532.3	45.5	-0.0059 mg/L	-0.0059 mg/L	18:08:46
2	Li 670.784†	61.9	-8.9	-0.0037 mg/L	-0.0037 mg/L	18:08:46
2	Na 589.592	-967.4	219.5	-0.1440 mg/L	-0.1440 mg/L	18:08:46
2	Y 371.029	3236217.3	3236217.3	0.974 mg/L		18:09:26
2	Ag 328.068†	-2177.2	133.6	-0.0009 mg/L	-0.0009 mg/L	18:09:31
2	Al 237.313†	-85.9	-10.1	-0.0028 mg/L	-0.0028 mg/L	18:09:51
2	As 188.979†	8.7	3.3	0.0036 mg/L	0.0036 mg/L	18:09:51
2	B 182.528†	-2.4	2.8	0.0068 mg/L	0.0068 mg/L	18:09:51
2	Ba 233.527†	-129.3	0.8	-0.0012 mg/L	-0.0012 mg/L	18:09:51
2	Be 313.107†	2301.6	-87.7	0.0000 mg/L	0.0000 mg/L	18:09:31
2	Ca 315.886†	574.5	357.1	-0.0020 mg/L	-0.0020 mg/L	18:09:31
2	Cd 228.802†	130.9	14.0	-0.0001 mg/L	-0.0001 mg/L	18:09:51
2	Co 228.616†	-176.8	-1.1	-0.0017 mg/L	-0.0017 mg/L	18:09:51
2	Cr 267.716†	896.6	44.1	-0.0017 mg/L	-0.0017 mg/L	18:09:31
2	Cu 324.752†	7565.4	1132.6	0.0027 mg/L	0.0027 mg/L	18:09:31
2	Fe 234.349†	1051.6	92.6	-0.0087 mg/L	-0.0087 mg/L	18:09:51
2	Fe 238.204†	1324.2	310.7	-0.0085 mg/L	-0.0085 mg/L	18:09:51
2	Mg 279.077†	581.6	178.3	-0.0164 mg/L	-0.0164 mg/L	18:09:31
2	Mn 257.610†	1629.7	19.7	-0.0022 mg/L	-0.0022 mg/L	18:09:31
2	Mo 202.031†	37.3	0.8	-0.0004 mg/L	-0.0004 mg/L	18:09:51
2	Ni 231.604†	17.7	-3.9	-0.0028 mg/L	-0.0028 mg/L	18:09:51
2	P 214.914†	73.5	-4.2	0.0093 mg/L	0.0093 mg/L	18:09:51
2	Pb 220.353†	-161.3	-13.8	-0.0023 mg/L	-0.0023 mg/L	18:09:51
2	Sb 206.836†	17.3	10.4	0.0036 mg/L	0.0036 mg/L	18:09:51
2	Se 196.026†	-4.6	3.5	0.0045 mg/L	0.0045 mg/L	18:09:51
2	Sn 189.927†	84.3	3.7	-0.0016 mg/L	-0.0016 mg/L	18:09:51
2	Sr 407.771†	6498.1	361.6	-0.0003 mg/L	-0.0003 mg/L	18:09:26
2	Ti 337.279†	-1881.6	176.5	-0.0005 mg/L	-0.0005 mg/L	18:09:31
2	Tl 190.801†	-0.3	-0.4	-0.0019 mg/L	-0.0019 mg/L	18:09:51

2	V 292.402†	-1566.9	-66.3	-0.0009 mg/L	-0.0009 mg/L	18:09:31
2	Zn 213.857†	668.4	55.2	-0.0002 mg/L	-0.0002 mg/L	18:09:51

Mean Data: ICCB

Analyte	Mean Corrected Intensity	Conc. Units	Calib	Std.Dev.	Sample Conc. Units	Std.Dev.	RSD
Y 371.029	3238902.3	0.974 mg/L		0.0011			0.12%
Ag 328.068†	155.7	-0.0008 mg/L		0.00011	-0.0008 mg/L	0.00011	13.90%
QC value within limits for Ag 328.068 Recovery = Not calculated							
Al 237.313†	2.0	-0.0014 mg/L		0.00206	-0.0014 mg/L	0.00206	150.08%
QC value within limits for Al 237.313 Recovery = Not calculated							
As 188.979†	1.4	0.0009 mg/L		0.00392	0.0009 mg/L	0.00392	452.13%
QC value within limits for As 188.979 Recovery = Not calculated							
B 182.528†	2.8	0.0067 mg/L		0.00010	0.0067 mg/L	0.00010	1.53%
QC value within limits for B 182.528 Recovery = Not calculated							
Ba 233.527†	5.6	-0.0012 mg/L		0.00006	-0.0012 mg/L	0.00006	5.30%
QC value within limits for Ba 233.527 Recovery = Not calculated							
Be 313.107†	-139.3	0.0000 mg/L		0.00001	0.0000 mg/L	0.00001	48.41%
QC value within limits for Be 313.107 Recovery = Not calculated							
Ca 315.886†	370.0	-0.0019 mg/L		0.00014	-0.0019 mg/L	0.00014	7.23%
QC value within limits for Ca 315.886 Recovery = Not calculated							
Cd 228.802†	12.0	-0.0002 mg/L		0.00005	-0.0002 mg/L	0.00005	34.07%
QC value within limits for Cd 228.802 Recovery = Not calculated							
Co 228.616†	-0.7	-0.0017 mg/L		0.00002	-0.0017 mg/L	0.00002	0.91%
QC value within limits for Co 228.616 Recovery = Not calculated							
Cr 267.716†	86.3	-0.0014 mg/L		0.00040	-0.0014 mg/L	0.00040	29.34%
QC value within limits for Cr 267.716 Recovery = Not calculated							
Cu 324.752†	1155.9	0.0028 mg/L		0.00012	0.0028 mg/L	0.00012	4.16%
QC value greater than the upper limit for Cu 324.752 Recovery = Not calculated							
Fe 234.349†	104.5	-0.0084 mg/L		0.00037	-0.0084 mg/L	0.00037	4.42%
QC value within limits for Fe 234.349 Recovery = Not calculated							
Fe 238.204†	312.6	-0.0085 mg/L		0.00002	-0.0085 mg/L	0.00002	0.28%
QC value within limits for Fe 238.204 Recovery = Not calculated							
K 766.490†	16.9	-0.0199 mg/L		0.01981	-0.0199 mg/L	0.01981	99.31%
QC value within limits for K 766.490 Recovery = Not calculated							
Li 670.784†	11.8	-0.0031 mg/L		0.00083	-0.0031 mg/L	0.00083	26.56%
QC value within limits for Li 670.784 Recovery = Not calculated							
Mg 279.077†	115.2	-0.0189 mg/L		0.00357	-0.0189 mg/L	0.00357	18.89%
QC value less than the lower limit for Mg 279.077 Recovery = Not calculated							
Mn 257.610†	46.5	-0.0022 mg/L		0.00005	-0.0022 mg/L	0.00005	2.16%
QC value within limits for Mn 257.610 Recovery = Not calculated							
Mo 202.031†	8.7	0.0002 mg/L		0.00087	0.0002 mg/L	0.00087	394.73%
QC value within limits for Mo 202.031 Recovery = Not calculated							
Na 589.592	310.1	-0.1325 mg/L		0.01623	-0.1325 mg/L	0.01623	12.24%
QC value within limits for Na 589.592 Recovery = Not calculated							
Ni 231.604†	-5.6	-0.0029 mg/L		0.00008	-0.0029 mg/L	0.00008	2.92%
QC value less than the lower limit for Ni 231.604 Recovery = Not calculated							
P 214.914†	0.9	0.0130 mg/L		0.00521	0.0130 mg/L	0.00521	40.13%
QC value within limits for P 214.914 Recovery = Not calculated							
Pb 220.353†	-10.0	-0.0018 mg/L		0.00064	-0.0018 mg/L	0.00064	34.87%
QC value within limits for Pb 220.353 Recovery = Not calculated							
Sb 206.836†	10.7	0.0038 mg/L		0.00024	0.0038 mg/L	0.00024	6.34%
QC value within limits for Sb 206.836 Recovery = Not calculated							
Se 196.026†	3.5	0.0045 mg/L		0.00004	0.0045 mg/L	0.00004	0.91%
QC value within limits for Se 196.026 Recovery = Not calculated							
Sn 189.927†	5.3	-0.0011 mg/L		0.00067	-0.0011 mg/L	0.00067	58.76%
QC value within limits for Sn 189.927 Recovery = Not calculated							
Sr 407.771†	335.9	-0.0003 mg/L		0.00000	-0.0003 mg/L	0.00000	0.53%
QC value within limits for Sr 407.771 Recovery = Not calculated							
Ti 337.279†	121.4	-0.0006 mg/L		0.00011	-0.0006 mg/L	0.00011	18.39%
QC value within limits for Ti 337.279 Recovery = Not calculated							
Tl 190.801†	4.6	0.0021 mg/L		0.00575	0.0021 mg/L	0.00575	270.15%
QC value within limits for Tl 190.801 Recovery = Not calculated							
V 292.402†	-69.9	-0.0009 mg/L		0.00001	-0.0009 mg/L	0.00001	0.64%
QC value within limits for V 292.402 Recovery = Not calculated							
Zn 213.857†	48.8	-0.0003 mg/L		0.00012	-0.0003 mg/L	0.00012	38.43%
QC value within limits for Zn 213.857 Recovery = Not calculated							
QC Failed. Continue with analysis.							

Sample ID: BG61321-blk1
 Analyst:
 Initial Sample Wt:
 Dilution:

Date Collected: 7/15/2006 6:11:29 PM
 Data Type: Original
 Initial Sample Vol:
 Sample Prep Vol:

Replicate Data: BG61321-blk1

Repl#	Analyte	Net Intensity	Corrected Intensity	Calib. Conc. Units	Sample Conc. Units	Analysis Time
1	K 766.490†	458.1	-31.0	-0.0434 mg/L	-0.0434 mg/L	18:13:05
1	Li 670.784†	81.5	11.2	-0.0031 mg/L	-0.0031 mg/L	18:13:05
1	Na 589.592	12481.1	13668.0	1.559 mg/L	1.559 mg/L	18:13:05
1	Y 371.029	3238443.6	3238443.6	0.974 mg/L	0.974 mg/L	18:13:19
1	Ag 328.068†	-2204.1	107.6	-0.0010 mg/L	-0.0010 mg/L	18:13:24
1	Al 237.313†	-39.5	37.6	0.0028 mg/L	0.0028 mg/L	18:13:44
1	As 188.979†	5.5	0.0	-0.0011 mg/L	-0.0011 mg/L	18:13:44
1	B 182.528†	-2.7	2.5	0.0060 mg/L	0.0060 mg/L	18:13:44
1	Ba 233.527†	-108.4	22.4	-0.0010 mg/L	-0.0010 mg/L	18:13:44
1	Be 313.107†	2267.7	-124.1	0.0000 mg/L	0.0000 mg/L	18:13:24
1	Ca 315.886†	10251.7	10289.6	0.0732 mg/L	0.0732 mg/L	18:13:24
1	Cd 228.802†	141.9	25.1	0.0002 mg/L	0.0002 mg/L	18:13:44
1	Co 228.616†	-188.1	-12.5	-0.0021 mg/L	-0.0021 mg/L	18:13:44
1	Cr 267.716†	1795.1	965.8	0.0046 mg/L	0.0046 mg/L	18:13:24
1	Cu 324.752†	8138.1	1715.1	0.0048 mg/L	0.0048 mg/L	18:13:24
1	Fe 234.349†	2040.5	1106.9	0.0135 mg/L	0.0135 mg/L	18:13:44
1	Fe 238.204†	3539.4	2583.5	0.0116 mg/L	0.0116 mg/L	18:13:44
1	Mg 279.077†	558.9	154.6	-0.0173 mg/L	-0.0173 mg/L	18:13:24
1	Mn 257.610†	2341.4	749.1	-0.0013 mg/L	-0.0013 mg/L	18:13:24
1	Mo 202.031†	44.2	7.9	0.0002 mg/L	0.0002 mg/L	18:13:44
1	Ni 231.604†	88.4	68.7	-0.0003 mg/L	-0.0003 mg/L	18:13:44
1	P 214.914†	1498.5	1458.4	1.061 mg/L	1.061 mg/L	18:13:44
1	Pb 220.353†	-145.7	2.3	-0.0004 mg/L	-0.0004 mg/L	18:13:44
1	Sb 206.836†	15.2	8.2	0.0024 mg/L	0.0024 mg/L	18:13:44
1	Se 196.026†	-10.4	-2.4	-0.0033 mg/L	-0.0033 mg/L	18:13:44
1	Sn 189.927†	112.1	32.2	0.0067 mg/L	0.0067 mg/L	18:13:44
1	Sr 407.771†	7475.2	1359.9	-0.0003 mg/L	-0.0003 mg/L	18:13:19
1	Ti 337.279†	-1793.2	268.5	-0.0004 mg/L	-0.0004 mg/L	18:13:24
1	Tl 190.801†	1.9	1.9	-0.0001 mg/L	-0.0001 mg/L	18:13:44
1	V 292.402†	-1605.2	-104.6	-0.0010 mg/L	-0.0010 mg/L	18:13:24
1	Zn 213.857†	993.4	388.3	0.0044 mg/L	0.0044 mg/L	18:13:44
2	K 766.490†	531.8	47.4	-0.0050 mg/L	-0.0050 mg/L	18:13:11
2	Li 670.784†	106.8	37.7	-0.0024 mg/L	-0.0024 mg/L	18:13:11
2	Na 589.592	12540.5	13727.4	1.566 mg/L	1.566 mg/L	18:13:11
2	Y 371.029	3222024.9	3222024.9	0.969 mg/L	0.969 mg/L	18:13:50
2	Ag 328.068†	-2265.1	33.1	-0.0012 mg/L	-0.0012 mg/L	18:13:55
2	Al 237.313†	-53.1	23.5	0.0011 mg/L	0.0011 mg/L	18:14:16
2	As 188.979†	4.8	-0.7	-0.0022 mg/L	-0.0022 mg/L	18:14:16
2	B 182.528†	-2.4	2.8	0.0067 mg/L	0.0067 mg/L	18:14:16
2	Ba 233.527†	-130.2	-0.7	-0.0013 mg/L	-0.0013 mg/L	18:14:16
2	Be 313.107†	2214.4	-167.2	0.0000 mg/L	0.0000 mg/L	18:13:55
2	Ca 315.886†	10159.5	10248.2	0.0729 mg/L	0.0729 mg/L	18:13:55
2	Cd 228.802†	144.2	28.3	0.0003 mg/L	0.0003 mg/L	18:14:16
2	Co 228.616†	-166.5	8.7	-0.0015 mg/L	-0.0015 mg/L	18:14:16
2	Cr 267.716†	1794.1	974.2	0.0046 mg/L	0.0046 mg/L	18:13:55
2	Cu 324.752†	8045.4	1662.0	0.0046 mg/L	0.0046 mg/L	18:13:55
2	Fe 234.349†	2031.9	1108.6	0.0136 mg/L	0.0136 mg/L	18:14:16
2	Fe 238.204†	3547.5	2610.4	0.0118 mg/L	0.0118 mg/L	18:14:16
2	Mg 279.077†	598.0	197.9	-0.0156 mg/L	-0.0156 mg/L	18:13:55
2	Mn 257.610†	2269.6	687.3	-0.0014 mg/L	-0.0014 mg/L	18:13:55
2	Mo 202.031†	53.8	18.0	0.0009 mg/L	0.0009 mg/L	18:14:16
2	Ni 231.604†	93.0	73.9	-0.0001 mg/L	-0.0001 mg/L	18:14:16
2	P 214.914†	1511.6	1479.7	1.076 mg/L	1.076 mg/L	18:14:16
2	Pb 220.353†	-164.8	-18.1	-0.0028 mg/L	-0.0028 mg/L	18:14:16
2	Sb 206.836†	5.7	-1.5	-0.0028 mg/L	-0.0028 mg/L	18:14:16
2	Se 196.026†	-7.1	0.9	0.0011 mg/L	0.0011 mg/L	18:14:16
2	Sn 189.927†	107.3	27.7	0.0054 mg/L	0.0054 mg/L	18:14:16
2	Sr 407.771†	7166.0	1080.0	-0.0003 mg/L	-0.0003 mg/L	18:13:50
2	Ti 337.279†	-1697.0	358.4	-0.0003 mg/L	-0.0003 mg/L	18:13:55
2	Tl 190.801†	-2.3	-2.4	-0.0036 mg/L	-0.0036 mg/L	18:14:16
2	V 292.402†	-1496.6	-0.9	-0.0006 mg/L	-0.0006 mg/L	18:13:55
2	Zn 213.857†	989.3	389.3	0.0044 mg/L	0.0044 mg/L	18:14:16

 Mean Data: BG61321-blk1

Analyte	Mean Corrected Intensity	Conc.	Calib Units	Std.Dev.	Conc. Sample Units	Std.Dev.	RSD
Y 371.029	3230234.3	0.972	mg/L	0.0035			0.36%
Ag 328.068†	70.3	-0.0011	mg/L	0.00019	-0.0011 mg/L	0.00019	16.95%
Al 237.313†	30.5	0.0020	mg/L	0.00121	0.0020 mg/L	0.00121	60.81%
As 188.979†	-0.3	-0.0017	mg/L	0.00074	-0.0017 mg/L	0.00074	44.93%
B 182.528†	2.7	0.0063	mg/L	0.00052	0.0063 mg/L	0.00052	8.18%
Ba 233.527†	10.9	-0.0011	mg/L	0.00015	-0.0011 mg/L	0.00015	13.12%
Be 313.107†	-145.7	0.0000	mg/L	0.00001	0.0000 mg/L	0.00001	20.65%
Ca 315.886†	10268.9	0.0731	mg/L	0.00022	0.0731 mg/L	0.00022	0.30%
Cd 228.802†	26.7	0.0002	mg/L	0.00007	0.0002 mg/L	0.00007	26.90%
Co 228.616†	-1.9	-0.0018	mg/L	0.00044	-0.0018 mg/L	0.00044	24.76%
Cr 267.716†	970.0	0.0046	mg/L	0.00004	0.0046 mg/L	0.00004	0.86%
Cu 324.752†	1688.5	0.0047	mg/L	0.00013	0.0047 mg/L	0.00013	2.84%
Fe 234.349†	1107.8	0.0136	mg/L	0.00003	0.0136 mg/L	0.00003	0.19%
Fe 238.204†	2596.9	0.0117	mg/L	0.00017	0.0117 mg/L	0.00017	1.44%
K 766.490†	8.2	-0.0242	mg/L	0.02714	-0.0242 mg/L	0.02714	112.05%
Li 670.784†	24.4	-0.0028	mg/L	0.00053	-0.0028 mg/L	0.00053	19.14%
Mg 279.077†	176.2	-0.0164	mg/L	0.00122	-0.0164 mg/L	0.00122	7.43%
Mn 257.610†	718.2	-0.0014	mg/L	0.00005	-0.0014 mg/L	0.00005	4.02%
Mo 202.031†	12.9	0.0005	mg/L	0.00056	0.0005 mg/L	0.00056	101.32%
Na 589.592	13697.7	1.563	mg/L	0.0053	1.563 mg/L	0.0053	0.34%
Ni 231.604†	71.3	-0.0002	mg/L	0.00013	-0.0002 mg/L	0.00013	58.67%
P 214.914†	1469.1	1.068	mg/L	0.0108	1.068 mg/L	0.0108	1.01%
Pb 220.353†	-7.9	-0.0016	mg/L	0.00171	-0.0016 mg/L	0.00171	108.29%
Sb 206.836†	3.3	-0.0002	mg/L	0.00365	-0.0002 mg/L	0.00365	>999.9%
Se 196.026†	-0.8	-0.0011	mg/L	0.00312	-0.0011 mg/L	0.00312	280.51%
Sn 189.927†	30.0	0.0061	mg/L	0.00092	0.0061 mg/L	0.00092	15.12%
Sr 407.771†	1219.9	-0.0003	mg/L	0.00001	-0.0003 mg/L	0.00001	3.32%
Ti 337.279†	313.5	-0.0003	mg/L	0.00009	-0.0003 mg/L	0.00009	27.48%
Tl 190.801†	-0.3	-0.0018	mg/L	0.00248	-0.0018 mg/L	0.00248	136.41%
V 292.402†	-52.7	-0.0008	mg/L	0.00030	-0.0008 mg/L	0.00030	38.13%
Zn 213.857†	388.8	0.0044	mg/L	0.00001	0.0044 mg/L	0.00001	0.22%

Sequence No.: 16

Sample ID: BG61320-blk1

Analyst:

Initial Sample Wt:

Dilution:

Autosampler Location: 10

Date Collected: 7/15/2006 6:15:53 PM

Data Type: Original

Initial Sample Vol:

Sample Prep Vol:

 Replicate Data: BG61320-blk1

Repl#	Analyte	Net		Corrected		Calib.		Sample		Analysis Time
		Intensity	Conc.	Intensity	Conc.	Conc. Units	Conc. Units			
1	K 766.490†	481.6	0.6	0.6	-0.0279	mg/L	-0.0279	mg/L	18:17:26	
1	Li 670.784†	102.2	34.1	34.1	-0.0025	mg/L	-0.0025	mg/L	18:17:26	
1	Na 589.592	11889.5	13076.3	13076.3	1.484	mg/L	1.484	mg/L	18:17:26	
1	Y 371.029	3189821.1	3189821.1	3189821.1	0.960	mg/L	0.960	mg/L	18:17:39	
1	Ag 328.068†	-2349.9	-78.8	-78.8	-0.0016	mg/L	-0.0016	mg/L	18:17:44	
1	Al 237.313†	14.6	93.4	93.4	0.0095	mg/L	0.0095	mg/L	18:18:05	
1	As 188.979†	4.4	-1.0	-1.0	-0.0027	mg/L	-0.0027	mg/L	18:18:05	
1	B 182.528†	-2.1	3.1	3.1	0.0075	mg/L	0.0075	mg/L	18:18:05	
1	Ba 233.527†	370.2	519.4	519.4	0.0036	mg/L	0.0036	mg/L	18:18:05	
1	Be 313.107†	2263.0	-93.6	-93.6	0.0000	mg/L	0.0000	mg/L	18:17:44	
1	Ca 315.886†	11496.5	11747.3	11747.3	0.0843	mg/L	0.0843	mg/L	18:17:44	
1	Cd 228.802†	145.9	31.6	31.6	0.0004	mg/L	0.0004	mg/L	18:18:05	
1	Co 228.616†	-175.7	-2.6	-2.6	-0.0018	mg/L	-0.0018	mg/L	18:18:05	
1	Cr 267.716†	1804.8	1004.0	1004.0	0.0049	mg/L	0.0049	mg/L	18:17:44	
1	Cu 324.752†	8372.3	2086.5	2086.5	0.0061	mg/L	0.0061	mg/L	18:17:44	
1	Fe 234.349†	2517.6	1636.0	1636.0	0.0251	mg/L	0.0251	mg/L	18:17:44	
1	Fe 238.204†	4796.4	3948.7	3948.7	0.0236	mg/L	0.0236	mg/L	18:17:44	
1	Mg 279.077†	603.4	209.8	209.8	-0.0151	mg/L	-0.0151	mg/L	18:17:44	
1	Mn 257.610†	2760.7	1222.6	1222.6	-0.0007	mg/L	-0.0007	mg/L	18:17:44	
1	Mo 202.031†	28.3	-8.0	-8.0	-0.0011	mg/L	-0.0011	mg/L	18:18:05	
1	Ni 231.604†	96.0	78.0	78.0	0.0000	mg/L	0.0000	mg/L	18:18:05	
1	P 214.914†	1445.4	1426.5	1426.5	1.038	mg/L	1.038	mg/L	18:18:05	
1	Pb 220.353†	-108.0	39.3	39.3	0.0040	mg/L	0.0040	mg/L	18:18:05	
1	Sb 206.836†	9.5	2.5	2.5	-0.0007	mg/L	-0.0007	mg/L	18:18:05	
1	Se 196.026†	-11.3	-3.5	-3.5	-0.0047	mg/L	-0.0047	mg/L	18:18:05	

1	Sn 189.927†	112.0	33.7	0.0072 mg/L	0.0072 mg/L	18:18:05
1	Sr 407.771†	9564.0	3653.6	-0.0002 mg/L	-0.0002 mg/L	18:17:39
1	Ti 337.279†	-1723.7	312.9	-0.0003 mg/L	-0.0003 mg/L	18:17:44
1	Tl 190.801†	-2.6	-2.7	-0.0038 mg/L	-0.0038 mg/L	18:18:05
1	V 292.402†	-1557.1	-79.5	-0.0009 mg/L	-0.0009 mg/L	18:17:44
1	Zn 213.857†	1372.1	798.4	0.0100 mg/L	0.0100 mg/L	18:18:05
2	K 766.490†	451.7	-38.1	-0.0469 mg/L	-0.0469 mg/L	18:17:31
2	Li 670.784†	82.3	11.9	-0.0031 mg/L	-0.0031 mg/L	18:17:31
2	Na 589.592	12101.1	13288.0	1.511 mg/L	1.511 mg/L	18:17:31
2	Y 371.029	3242226.3	3242226.3	0.975 mg/L		18:18:11
2	Ag 328.068†	-2334.6	-23.6	-0.0014 mg/L	-0.0014 mg/L	18:18:16
2	Al 237.313†	-7.6	70.4	0.0067 mg/L	0.0067 mg/L	18:18:36
2	As 188.979†	6.7	1.3	0.0006 mg/L	0.0006 mg/L	18:18:36
2	B 182.528†	-3.4	1.8	0.0042 mg/L	0.0042 mg/L	18:18:36
2	Ba 233.527†	374.4	517.5	0.0035 mg/L	0.0035 mg/L	18:18:36
2	Be 313.107†	2327.6	-65.4	0.0000 mg/L	0.0000 mg/L	18:18:16
2	Ca 315.886†	11411.6	11466.6	0.0821 mg/L	0.0821 mg/L	18:18:16
2	Cd 228.802†	144.4	27.6	0.0003 mg/L	0.0003 mg/L	18:18:36
2	Co 228.616†	-180.1	-4.1	-0.0018 mg/L	-0.0018 mg/L	18:18:36
2	Cr 267.716†	1721.2	887.8	0.0041 mg/L	0.0041 mg/L	18:18:16
2	Cu 324.752†	8400.8	1974.7	0.0057 mg/L	0.0057 mg/L	18:18:16
2	Fe 234.349†	2520.5	1596.5	0.0243 mg/L	0.0243 mg/L	18:18:16
2	Fe 238.204†	4860.1	3933.2	0.0235 mg/L	0.0235 mg/L	18:18:16
2	Mg 279.077†	650.1	247.5	-0.0136 mg/L	-0.0136 mg/L	18:18:16
2	Mn 257.610†	2728.0	1142.7	-0.0008 mg/L	-0.0008 mg/L	18:18:16
2	Mo 202.031†	55.7	19.6	0.0011 mg/L	0.0011 mg/L	18:18:36
2	Ni 231.604†	92.1	72.4	-0.0002 mg/L	-0.0002 mg/L	18:18:36
2	P 214.914†	1447.9	1404.7	1.022 mg/L	1.022 mg/L	18:18:36
2	Pb 220.353†	-125.8	22.9	0.0021 mg/L	0.0021 mg/L	18:18:36
2	Sb 206.836†	20.1	13.2	0.0050 mg/L	0.0050 mg/L	18:18:36
2	Se 196.026†	-7.8	0.3	0.0003 mg/L	0.0003 mg/L	18:18:36
2	Sn 189.927†	125.4	45.6	0.0106 mg/L	0.0106 mg/L	18:18:36
2	Sr 407.771†	9661.2	3592.1	-0.0002 mg/L	-0.0002 mg/L	18:18:11
2	Ti 337.279†	-1759.6	305.1	-0.0003 mg/L	-0.0003 mg/L	18:18:16
2	Tl 190.801†	-6.1	-6.3	-0.0067 mg/L	-0.0067 mg/L	18:18:36
2	V 292.402†	-1505.3	-0.2	-0.0006 mg/L	-0.0006 mg/L	18:18:16
2	Zn 213.857†	1370.2	773.4	0.0097 mg/L	0.0097 mg/L	18:18:36

Mean Data: BG61320-blki

Analyte	Mean Corrected Intensity	Conc. Units	Calib	Std.Dev.	Sample Conc. Units	Std.Dev.	RSD
Y 371.029	3216023.7	0.968 mg/L		0.0111			1.15%
Ag 328.068†	-51.2	-0.0015 mg/L		0.00014	-0.0015 mg/L	0.00014	9.10%
Al 237.313†	81.9	0.0081 mg/L		0.00196	0.0081 mg/L	0.00196	24.13%
As 188.979†	0.1	-0.0010 mg/L		0.00234	-0.0010 mg/L	0.00234	230.04%
B 182.528†	2.5	0.0058 mg/L		0.00236	0.0058 mg/L	0.00236	40.49%
Ba 233.527†	518.5	0.0035 mg/L		0.00001	0.0035 mg/L	0.00001	0.34%
Be 313.107†	-79.5	0.0000 mg/L		0.00000	0.0000 mg/L	0.00000	8.88%
Ca 315.886†	11606.9	0.0832 mg/L		0.00150	0.0832 mg/L	0.00150	1.81%
Cd 228.802†	29.6	0.0003 mg/L		0.00009	0.0003 mg/L	0.00009	27.67%
Co 228.616†	-3.4	-0.0018 mg/L		0.00003	-0.0018 mg/L	0.00003	1.76%
Cr 267.716†	945.9	0.0045 mg/L		0.00056	0.0045 mg/L	0.00056	12.51%
Cu 324.752†	2030.6	0.0059 mg/L		0.00028	0.0059 mg/L	0.00028	4.75%
Fe 234.349†	1616.2	0.0247 mg/L		0.00061	0.0247 mg/L	0.00061	2.47%
Fe 238.204†	3941.0	0.0235 mg/L		0.00010	0.0235 mg/L	0.00010	0.41%
K 766.490†	-18.8	-0.0374 mg/L		0.01340	-0.0374 mg/L	0.01340	35.82%
Li 670.784†	23.0	-0.0028 mg/L		0.00044	-0.0028 mg/L	0.00044	15.76%
Mg 279.077†	228.6	-0.0143 mg/L		0.00106	-0.0143 mg/L	0.00106	7.41%
Mn 257.610†	1182.7	-0.0008 mg/L		0.00007	-0.0008 mg/L	0.00007	9.11%
Mo 202.031†	5.8	0.0000 mg/L		0.00152	0.0000 mg/L	0.00152	>999.9%
Na 589.592	13182.2	1.497 mg/L		0.0189	1.497 mg/L	0.0189	1.27%
Ni 231.604†	75.2	-0.0001 mg/L		0.00014	-0.0001 mg/L	0.00014	156.61%
P 214.914†	1415.6	1.030 mg/L		0.0111	1.030 mg/L	0.0111	1.08%
Pb 220.353†	31.1	0.0030 mg/L		0.00138	0.0030 mg/L	0.00138	45.30%
Sb 206.836†	7.8	0.0022 mg/L		0.00401	0.0022 mg/L	0.00401	183.89%
Se 196.026†	-1.6	-0.0022 mg/L		0.00352	-0.0022 mg/L	0.00352	158.78%
Sn 189.927†	39.7	0.0089 mg/L		0.00245	0.0089 mg/L	0.00245	27.58%
Sr 407.771†	3622.8	-0.0002 mg/L		0.00000	-0.0002 mg/L	0.00000	1.22%
Ti 337.279†	309.0	-0.0003 mg/L		0.00001	-0.0003 mg/L	0.00001	2.34%
Tl 190.801†	-4.5	-0.0053 mg/L		0.00204	-0.0053 mg/L	0.00204	38.63%
V 292.402†	-39.9	-0.0007 mg/L		0.00025	-0.0007 mg/L	0.00025	33.31%

Zn 213.857† 785.9 0.0098 mg/L 0.00024 0.0098 mg/L 0.00024 2.47%

Sequence No.: 17
 Sample ID: BG61320-bs1
 Analyst:
 Initial Sample Wt:
 Dilution:

Autosampler Location: 11
 Date Collected: 7/15/2006 6:20:14 PM
 Data Type: Original
 Initial Sample Vol:
 Sample Prep Vol:

Replicate Data: BG61320-bs1

Repl#	Analyte	Net Intensity	Corrected Intensity	Calib. Conc. Units	Sample Conc. Units	Analysis Time
1	K 766.490†	49043.2	50911.7	24.89 mg/L	24.89 mg/L	18:21:52
1	Li 670.784†	17147.5	17903.6	0.5036 mg/L	0.5036 mg/L	18:21:52
1	Na 589.592	190512.6	191699.5	24.10 mg/L	24.10 mg/L	18:21:52
1	Y 371.029	3170826.8	3170826.8	0.954 mg/L		18:22:06
1	Ag 328.068†	64578.7	70069.0	0.2489 mg/L	0.2489 mg/L	18:22:12
1	Al 237.313†	19244.3	20252.4	2.432 mg/L	2.432 mg/L	18:22:12
1	As 188.979†	309.2	318.6	0.4611 mg/L	0.4611 mg/L	18:22:32
1	B 182.528†	170.3	183.8	0.4618 mg/L	0.4618 mg/L	18:22:32
1	Ba 233.527†	51170.3	53776.4	0.4961 mg/L	0.4961 mg/L	18:22:12
1	Be 313.107†	229663.2	238308.6	0.0488 mg/L	0.0488 mg/L	18:22:06
1	Ca 315.886†	642804.7	673631.5	5.099 mg/L	5.099 mg/L	18:22:06
1	Cd 228.802†	8945.6	9257.4	0.2433 mg/L	0.2433 mg/L	18:22:32
1	Co 228.616†	16107.3	17066.1	0.4945 mg/L	0.4945 mg/L	18:22:12
1	Cr 267.716†	72186.0	74797.2	0.5051 mg/L	0.5051 mg/L	18:22:12
1	Cu 324.752†	142825.2	143088.3	0.5100 mg/L	0.5100 mg/L	18:22:12
1	Fe 234.349†	112565.2	117016.6	2.548 mg/L	2.548 mg/L	18:22:12
1	Fe 238.204†	278779.4	291200.4	2.562 mg/L	2.562 mg/L	18:22:12
1	Mg 279.077†	118699.5	124015.9	4.932 mg/L	4.932 mg/L	18:22:12
1	Mn 257.610†	389573.4	406743.1	0.5078 mg/L	0.5078 mg/L	18:22:12
1	Mo 202.031†	6193.0	6454.7	0.5012 mg/L	0.5012 mg/L	18:22:32
1	Ni 231.604†	13825.2	14471.2	0.4942 mg/L	0.4942 mg/L	18:22:12
1	P 214.914†	6388.3	6617.3	4.769 mg/L	4.769 mg/L	18:22:32
1	Pb 220.353†	3805.6	4141.4	0.4911 mg/L	0.4911 mg/L	18:22:32
1	Sb 206.836†	882.2	917.5	0.4728 mg/L	0.4728 mg/L	18:22:32
1	Se 196.026†	673.5	714.3	0.9362 mg/L	0.9362 mg/L	18:22:32
1	Sn 189.927†	1767.9	1770.4	0.5146 mg/L	0.5146 mg/L	18:22:32
1	Sr 407.771†	1076872.6	1122593.5	0.0500 mg/L	0.0500 mg/L	18:22:06
1	Ti 337.279†	343259.5	361954.7	0.4993 mg/L	0.4993 mg/L	18:22:12
1	Tl 190.801†	564.6	591.8	0.4825 mg/L	0.4825 mg/L	18:22:32
1	V 292.402†	117686.5	124916.1	0.5031 mg/L	0.5031 mg/L	18:22:12
1	Zn 213.857†	34686.7	35731.4	0.4907 mg/L	0.4907 mg/L	18:22:12
2	K 766.490†	48595.1	50398.5	24.64 mg/L	24.64 mg/L	18:21:57
2	Li 670.784†	16913.6	17643.2	0.4962 mg/L	0.4962 mg/L	18:21:57
2	Na 589.592	188223.5	189410.4	23.81 mg/L	23.81 mg/L	18:21:57
2	Y 371.029	3173529.2	3173529.2	0.955 mg/L		18:22:38
2	Ag 328.068†	64348.8	69770.5	0.2478 mg/L	0.2478 mg/L	18:22:44
2	Al 237.313†	19204.6	20193.6	2.425 mg/L	2.425 mg/L	18:22:44
2	As 188.979†	312.4	321.7	0.4656 mg/L	0.4656 mg/L	18:23:04
2	B 182.528†	172.9	186.4	0.4684 mg/L	0.4684 mg/L	18:23:04
2	Ba 233.527†	50764.0	53305.2	0.4918 mg/L	0.4918 mg/L	18:22:44
2	Be 313.107†	229955.1	238409.3	0.0488 mg/L	0.0488 mg/L	18:22:38
2	Ca 315.886†	642819.7	673073.4	5.094 mg/L	5.094 mg/L	18:22:38
2	Cd 228.802†	8962.6	9267.2	0.2435 mg/L	0.2435 mg/L	18:23:04
2	Co 228.616†	15986.9	16925.7	0.4904 mg/L	0.4904 mg/L	18:22:44
2	Cr 267.716†	71714.1	74238.5	0.5014 mg/L	0.5014 mg/L	18:22:44
2	Cu 324.752†	141992.4	142088.5	0.5065 mg/L	0.5065 mg/L	18:22:44
2	Fe 234.349†	111656.2	115964.1	2.525 mg/L	2.525 mg/L	18:22:44
2	Fe 238.204†	276745.3	288820.9	2.541 mg/L	2.541 mg/L	18:22:44
2	Mg 279.077†	117493.7	122647.0	4.878 mg/L	4.878 mg/L	18:22:44
2	Mn 257.610†	386785.5	403475.2	0.5037 mg/L	0.5037 mg/L	18:22:44
2	Mo 202.031†	6194.0	6450.2	0.5008 mg/L	0.5008 mg/L	18:23:04
2	Ni 231.604†	13744.0	14373.8	0.4909 mg/L	0.4909 mg/L	18:22:44
2	P 214.914†	6402.4	6626.3	4.776 mg/L	4.776 mg/L	18:23:04
2	Pb 220.353†	3782.5	4113.8	0.4879 mg/L	0.4879 mg/L	18:23:04
2	Sb 206.836†	887.1	921.8	0.4752 mg/L	0.4752 mg/L	18:23:04
2	Se 196.026†	679.1	719.6	0.9431 mg/L	0.9431 mg/L	18:23:04
2	Sn 189.927†	1771.8	1772.9	0.5153 mg/L	0.5153 mg/L	18:23:04
2	Sr 407.771†	1077483.0	1122271.5	0.0500 mg/L	0.0500 mg/L	18:22:38
2	Ti 337.279†	341125.3	359412.8	0.4958 mg/L	0.4958 mg/L	18:22:44

2	Tl 190.801†	568.9	595.9	0.4857 mg/L	0.4857 mg/L	18:23:04
2	V 292.402†	116861.9	123947.3	0.4993 mg/L	0.4993 mg/L	18:22:44
2	Zn 213.857†	34319.6	35315.9	0.4850 mg/L	0.4850 mg/L	18:22:44

Mean Data: BG61320-bs1

Analyte	Mean Corrected		Calib Units	Std.Dev.	Sample		RSD
	Intensity	Conc.			Conc.	Units	
Y 371.029	3172178.0	0.954	mg/L	0.0006			0.06%
Ag 328.068†	69919.8	0.2483	mg/L	0.00075	0.2483	mg/L	0.30%
Al 237.313†	20223.0	2.429	mg/L	0.0050	2.429	mg/L	0.20%
As 188.979†	320.1	0.4633	mg/L	0.00316	0.4633	mg/L	0.68%
B 182.528†	185.1	0.4651	mg/L	0.00465	0.4651	mg/L	1.00%
Ba 233.527†	53540.8	0.4940	mg/L	0.00308	0.4940	mg/L	0.62%
Be 313.107†	238358.9	0.0488	mg/L	0.00002	0.0488	mg/L	0.03%
Ca 315.886†	673352.5	5.096	mg/L	0.0030	5.096	mg/L	0.06%
Cd 228.802†	9262.3	0.2434	mg/L	0.00015	0.2434	mg/L	0.06%
Co 228.616†	16995.9	0.4925	mg/L	0.00289	0.4925	mg/L	0.59%
Cr 267.716†	74517.9	0.5032	mg/L	0.00268	0.5032	mg/L	0.53%
Cu 324.752†	142588.4	0.5082	mg/L	0.00253	0.5082	mg/L	0.50%
Fe 234.349†	116490.4	2.537	mg/L	0.0163	2.537	mg/L	0.64%
Fe 238.204†	290010.6	2.551	mg/L	0.0149	2.551	mg/L	0.58%
K 766.490†	50655.1	24.77	mg/L	0.178	24.77	mg/L	0.72%
Li 670.784†	17773.4	0.4999	mg/L	0.00521	0.4999	mg/L	1.04%
Mg 279.077†	123331.5	4.905	mg/L	0.0387	4.905	mg/L	0.79%
Mn 257.610†	405109.2	0.5057	mg/L	0.00290	0.5057	mg/L	0.57%
Mo 202.031†	6452.5	0.5010	mg/L	0.00025	0.5010	mg/L	0.05%
Na 589.592	190554.9	23.96	mg/L	0.205	23.96	mg/L	0.86%
Ni 231.604†	14422.5	0.4925	mg/L	0.00237	0.4925	mg/L	0.48%
P 214.914†	6621.8	4.773	mg/L	0.0046	4.773	mg/L	0.10%
Pb 220.353†	4127.6	0.4895	mg/L	0.00231	0.4895	mg/L	0.47%
Sb 206.836†	919.6	0.4740	mg/L	0.00165	0.4740	mg/L	0.35%
Se 196.026†	716.9	0.9396	mg/L	0.00491	0.9396	mg/L	0.52%
Sn 189.927†	1771.7	0.5149	mg/L	0.00051	0.5149	mg/L	0.10%
Sr 407.771†	1122432.5	0.0500	mg/L	0.00001	0.0500	mg/L	0.02%
Ti 337.279†	360683.8	0.4976	mg/L	0.00248	0.4976	mg/L	0.50%
Tl 190.801†	593.8	0.4841	mg/L	0.00231	0.4841	mg/L	0.48%
V 292.402†	124431.7	0.5012	mg/L	0.00272	0.5012	mg/L	0.54%
Zn 213.857†	35523.7	0.4878	mg/L	0.00405	0.4878	mg/L	0.83%

Matrix Recovery Check: BG61320-bs1

Analyte	Expected	Measured	Std. Dev.	Units	Recovery (%)
	Conc.	Conc.			
K 766.490	24.96	24.77	0.178	mg/L	99.2
Li 670.784	0.4972	0.4999	0.005	mg/L	100.5
Na 589.592	26.50	23.96	0.205	mg/L	89.8
Ag 328.068	0.2485	0.2483	0.001	mg/L	100.0
Al 237.313	2.508	2.429	0.005	mg/L	96.8
As 188.979	0.4990	0.4633	0.003	mg/L	92.9
B 182.528	0.5058	0.4651	0.005	mg/L	91.9
Ba 233.527	0.5035	0.4940	0.003	mg/L	98.1
Be 313.107	0.0500	0.0488	0.000	mg/L	97.5
Ca 315.886	5.083	5.096	0.003	mg/L	100.3
Cd 228.802	0.2503	0.2434	0.000	mg/L	97.2
Co 228.616	0.4982	0.4925	0.003	mg/L	98.9
Cr 267.716	0.5045	0.5032	0.003	mg/L	99.8
Cu 324.752	0.5059	0.5082	0.003	mg/L	100.5
Fe 234.349	2.525	2.537	0.016	mg/L	100.5
Fe 238.204	2.524	2.551	0.015	mg/L	101.1
Mg 279.077	4.986	4.905	0.039	mg/L	98.4
Mn 257.610	0.4992	0.5057	0.003	mg/L	101.3
Mo 202.031	0.5000	0.5010	0.000	mg/L	100.2
Ni 231.604	0.4999	0.4925	0.002	mg/L	98.5
P 214.914	6.030	4.773	0.005	mg/L	74.9
Pb 220.353	0.5030	0.4895	0.002	mg/L	97.3
Sb 206.836	0.5022	0.4740	0.002	mg/L	94.4
Se 196.026	0.9978	0.9396	0.005	mg/L	94.2
Sn 189.927	0.5089	0.5149	0.001	mg/L	101.2
Sr 407.771	0.0498	0.0500	0.000	mg/L	100.3
Ti 337.279	0.4997	0.4976	0.002	mg/L	99.6
Tl 190.801	0.4947	0.4841	0.002	mg/L	97.9

V 292.402 0.4993 0.5012 0.003 mg/L 100.4
 Zn 213.857 0.5098 0.4878 0.004 mg/L 95.6

Sequence No.: 18
 Sample ID: BG61320-bsd1
 Analyst:
 Initial Sample Wt:
 Dilution:

Autosampler Location: 12
 Date Collected: 7/15/2006 6:24:42 PM
 Data Type: Original
 Initial Sample Vol:
 Sample Prep Vol:

Replicate Data: BG61320-bsd1

Repl#	Analyte	Net Intensity	Corrected Intensity	Calib. Conc. Units	Sample Conc. Units	Analysis Time
1	K 766.490†	50798.1	52722.4	25.78 mg/L	25.78 mg/L	18:26:17
1	Li 670.784†	17396.2	18154.4	0.5107 mg/L	0.5107 mg/L	18:26:17
1	Na 589.592	193177.0	194363.9	24.44 mg/L	24.44 mg/L	18:26:17
1	Y 371.029	3172554.2	3172554.2	0.954 mg/L	0.954 mg/L	18:26:32
1	Ag 328.068†	65218.7	70702.7	0.2511 mg/L	0.2511 mg/L	18:26:37
1	Al 237.313†	19480.0	20488.3	2.461 mg/L	2.461 mg/L	18:26:37
1	As 188.979†	312.3	321.6	0.4654 mg/L	0.4654 mg/L	18:26:57
1	B 182.528†	178.5	192.4	0.4834 mg/L	0.4834 mg/L	18:26:57
1	Ba 233.527†	51493.4	54085.8	0.4990 mg/L	0.4990 mg/L	18:26:37
1	Be 313.107†	233267.4	241953.9	0.0496 mg/L	0.0496 mg/L	18:26:32
1	Ca 315.886†	652109.8	683014.1	5.170 mg/L	5.170 mg/L	18:26:32
1	Cd 228.802†	9049.2	9360.8	0.2460 mg/L	0.2460 mg/L	18:26:57
1	Co 228.616†	16236.9	17192.7	0.4982 mg/L	0.4982 mg/L	18:26:37
1	Cr 267.716†	72560.4	75148.3	0.5075 mg/L	0.5075 mg/L	18:26:37
1	Cu 324.752†	143821.9	144051.0	0.5135 mg/L	0.5135 mg/L	18:26:37
1	Fe 234.349†	112889.9	117292.7	2.554 mg/L	2.554 mg/L	18:26:37
1	Fe 238.204†	280398.1	292737.2	2.575 mg/L	2.575 mg/L	18:26:37
1	Mg 279.077†	118891.8	124149.6	4.938 mg/L	4.938 mg/L	18:26:37
1	Mn 257.610†	385821.8	402590.0	0.5026 mg/L	0.5026 mg/L	18:26:32
1	Mo 202.031†	6275.4	6537.5	0.5076 mg/L	0.5076 mg/L	18:26:57
1	Ni 231.604†	14042.0	14690.5	0.5017 mg/L	0.5017 mg/L	18:26:37
1	P 214.914†	6470.5	6699.7	4.829 mg/L	4.829 mg/L	18:26:57
1	Pb 220.353†	3847.2	4182.7	0.4961 mg/L	0.4961 mg/L	18:26:57
1	Sb 206.836†	889.0	924.1	0.4763 mg/L	0.4763 mg/L	18:26:57
1	Se 196.026†	672.4	712.8	0.9342 mg/L	0.9342 mg/L	18:26:57
1	Sn 189.927†	1787.6	1790.0	0.5203 mg/L	0.5203 mg/L	18:26:57
1	Sr 407.771†	1092420.0	1138268.6	0.0507 mg/L	0.0507 mg/L	18:26:32
1	Ti 337.279†	344412.4	362966.7	0.5007 mg/L	0.5007 mg/L	18:26:37
1	Tl 190.801†	575.4	602.8	0.4913 mg/L	0.4913 mg/L	18:26:57
1	V 292.402†	118423.0	125620.6	0.5060 mg/L	0.5060 mg/L	18:26:37
1	Zn 213.857†	34683.9	35708.7	0.4903 mg/L	0.4903 mg/L	18:26:37
2	K 766.490†	49359.7	51240.1	25.05 mg/L	25.05 mg/L	18:26:22
2	Li 670.784†	17130.8	17885.0	0.5031 mg/L	0.5031 mg/L	18:26:22
2	Na 589.592	192857.4	194044.3	24.40 mg/L	24.40 mg/L	18:26:22
2	Y 371.029	3171032.1	3171032.1	0.954 mg/L	0.954 mg/L	18:27:04
2	Ag 328.068†	65013.7	70520.6	0.2505 mg/L	0.2505 mg/L	18:27:10
2	Al 237.313†	19577.1	20600.0	2.474 mg/L	2.474 mg/L	18:27:10
2	As 188.979†	317.7	327.4	0.4739 mg/L	0.4739 mg/L	18:27:30
2	B 182.528†	177.1	190.9	0.4797 mg/L	0.4797 mg/L	18:27:30
2	Ba 233.527†	51661.8	54288.2	0.5009 mg/L	0.5009 mg/L	18:27:10
2	Be 313.107†	232928.9	241716.2	0.0495 mg/L	0.0495 mg/L	18:27:04
2	Ca 315.886†	650400.3	681550.1	5.159 mg/L	5.159 mg/L	18:27:04
2	Cd 228.802†	9048.3	9364.5	0.2461 mg/L	0.2461 mg/L	18:27:30
2	Co 228.616†	16284.8	17251.1	0.4999 mg/L	0.4999 mg/L	18:27:10
2	Cr 267.716†	72991.3	75636.5	0.5108 mg/L	0.5108 mg/L	18:27:10
2	Cu 324.752†	144532.1	144867.8	0.5164 mg/L	0.5164 mg/L	18:27:10
2	Fe 234.349†	113693.5	118191.7	2.574 mg/L	2.574 mg/L	18:27:10
2	Fe 238.204†	281599.7	294137.8	2.588 mg/L	2.588 mg/L	18:27:10
2	Mg 279.077†	119654.1	125008.5	4.972 mg/L	4.972 mg/L	18:27:10
2	Mn 257.610†	384772.2	401683.8	0.5014 mg/L	0.5014 mg/L	18:27:04
2	Mo 202.031†	6272.7	6537.9	0.5077 mg/L	0.5077 mg/L	18:27:30
2	Ni 231.604†	14080.9	14738.3	0.5034 mg/L	0.5034 mg/L	18:27:10
2	P 214.914†	6456.9	6688.7	4.821 mg/L	4.821 mg/L	18:27:30
2	Pb 220.353†	3828.2	4164.7	0.4939 mg/L	0.4939 mg/L	18:27:30
2	Sb 206.836†	884.8	920.1	0.4741 mg/L	0.4741 mg/L	18:27:30
2	Se 196.026†	680.5	721.6	0.9458 mg/L	0.9458 mg/L	18:27:30
2	Sn 189.927†	1802.5	1806.5	0.5251 mg/L	0.5251 mg/L	18:27:30
2	Sr 407.771†	1091353.0	1137699.5	0.0507 mg/L	0.0507 mg/L	18:27:04

2	Ti 337.279†	345794.8	364589.0	0.5030 mg/L	0.5030 mg/L	18:27:10
2	Tl 190.801†	577.9	605.8	0.4936 mg/L	0.4936 mg/L	18:27:30
2	V 292.402†	119218.7	126514.2	0.5096 mg/L	0.5096 mg/L	18:27:10
2	Zn 213.857†	34892.8	35945.1	0.4936 mg/L	0.4936 mg/L	18:27:10

Mean Data: BG61320-bsd1

Analyte	Mean Corrected Intensity	Conc. Units	Calib	Std.Dev.	Sample Conc. Units	Std.Dev.	RSD
Y 371.029	3171793.2	0.954 mg/L		0.0003			0.03%
Ag 328.068†	70611.7	0.2508 mg/L		0.00046	0.2508 mg/L	0.00046	0.18%
Al 237.313†	20544.2	2.468 mg/L		0.0095	2.468 mg/L	0.0095	0.38%
As 188.979†	324.5	0.4696 mg/L		0.00598	0.4696 mg/L	0.00598	1.27%
B 182.528†	191.6	0.4816 mg/L		0.00259	0.4816 mg/L	0.00259	0.54%
Ba 233.527†	54187.0	0.4999 mg/L		0.00132	0.4999 mg/L	0.00132	0.26%
Be 313.107†	241835.0	0.0495 mg/L		0.00004	0.0495 mg/L	0.00004	0.07%
Ca 315.886†	682282.1	5.164 mg/L		0.0078	5.164 mg/L	0.0078	0.15%
Cd 228.802†	9362.6	0.2460 mg/L		0.00004	0.2460 mg/L	0.00004	0.02%
Co 228.616†	17221.9	0.4990 mg/L		0.00120	0.4990 mg/L	0.00120	0.24%
Cr 267.716†	75392.4	0.5092 mg/L		0.00234	0.5092 mg/L	0.00234	0.46%
Cu 324.752†	144459.4	0.5149 mg/L		0.00206	0.5149 mg/L	0.00206	0.40%
Fe 234.349†	117742.2	2.564 mg/L		0.0139	2.564 mg/L	0.0139	0.54%
Fe 238.204†	293437.5	2.582 mg/L		0.0088	2.582 mg/L	0.0088	0.34%
K 766.490†	51981.3	25.42 mg/L		0.513	25.42 mg/L	0.513	2.02%
Li 670.784†	18019.7	0.5069 mg/L		0.00540	0.5069 mg/L	0.00540	1.06%
Mg 279.077†	124579.1	4.955 mg/L		0.0242	4.955 mg/L	0.0242	0.49%
Mn 257.610†	402136.9	0.5020 mg/L		0.00080	0.5020 mg/L	0.00080	0.16%
Mo 202.031†	6537.7	0.5076 mg/L		0.00002	0.5076 mg/L	0.00002	0.00%
Na 589.592	194204.1	24.42 mg/L		0.029	24.42 mg/L	0.029	0.12%
Ni 231.604†	14714.4	0.5026 mg/L		0.00116	0.5026 mg/L	0.00116	0.23%
P 214.914†	6694.2	4.825 mg/L		0.0056	4.825 mg/L	0.0056	0.12%
Pb 220.353†	4173.7	0.4950 mg/L		0.00151	0.4950 mg/L	0.00151	0.30%
Sb 206.836†	922.1	0.4752 mg/L		0.00154	0.4752 mg/L	0.00154	0.32%
Se 196.026†	717.2	0.9400 mg/L		0.00819	0.9400 mg/L	0.00819	0.87%
Sn 189.927†	1798.3	0.5227 mg/L		0.00341	0.5227 mg/L	0.00341	0.65%
Sr 407.771†	1137984.0	0.0507 mg/L		0.00002	0.0507 mg/L	0.00002	0.04%
Ti 337.279†	363777.9	0.5019 mg/L		0.00158	0.5019 mg/L	0.00158	0.32%
Tl 190.801†	604.3	0.4925 mg/L		0.00166	0.4925 mg/L	0.00166	0.34%
V 292.402†	126067.4	0.5078 mg/L		0.00251	0.5078 mg/L	0.00251	0.49%
Zn 213.857†	35826.9	0.4920 mg/L		0.00231	0.4920 mg/L	0.00231	0.47%

Duplicate Check: BG61320-bsd1

Analyte	Expected Conc.	Measured Conc.	Std. Dev.	Units	Difference (%)
K 766.490	24.77	25.42	0.513	mg/L	2.6
Li 670.784	0.4999	0.5069	0.005	mg/L	1.4
Na 589.592	23.96	24.42	0.029	mg/L	1.9
Y 371.029			0.000	mg/L	Not calculated
Ag 328.068	0.2483	0.2508	0.000	mg/L	1.0
Al 237.313	2.429	2.468	0.009	mg/L	1.6
As 188.979	0.4633	0.4696	0.006	mg/L	1.4
B 182.528	0.4651	0.4816	0.003	mg/L	3.5
Ba 233.527	0.4940	0.4999	0.001	mg/L	1.2
Be 313.107	0.0488	0.0495	0.000	mg/L	1.5
Ca 315.886	5.096	5.164	0.008	mg/L	1.3
Cd 228.802	0.2434	0.2460	0.000	mg/L	1.1
Co 228.616	0.4925	0.4990	0.001	mg/L	1.3
Cr 267.716	0.5032	0.5092	0.002	mg/L	1.2
Cu 324.752	0.5082	0.5149	0.002	mg/L	1.3
Fe 234.349	2.537	2.564	0.014	mg/L	1.1
Fe 238.204	2.551	2.582	0.009	mg/L	1.2
Mg 279.077	4.905	4.955	0.024	mg/L	1.0
Mn 257.610	0.5057	0.5020	0.001	mg/L	0.7
Mo 202.031	0.5010	0.5076	0.000	mg/L	1.3
Ni 231.604	0.4925	0.5026	0.001	mg/L	2.0
P 214.914	4.773	4.825	0.006	mg/L	1.1
Pb 220.353	0.4895	0.4950	0.002	mg/L	1.1
Sb 206.836	0.4740	0.4752	0.002	mg/L	0.2
Se 196.026	0.9396	0.9400	0.008	mg/L	0.0
Sn 189.927	0.5149	0.5227	0.003	mg/L	1.5
Sr 407.771	0.0500	0.0507	0.000	mg/L	1.4

Ti 337.279	0.4976	0.5019	0.002	mg/L	0.9
Tl 190.801	0.4841	0.4925	0.002	mg/L	1.7
V 292.402	0.5012	0.5078	0.003	mg/L	1.3
Zn 213.857	0.4878	0.4920	0.002	mg/L	0.8

Sequence No.: 19

Sample ID: BG61320-srml

Analyst:

Initial Sample Wt:

Dilution:

Autosampler Location: 13

Date Collected: 7/15/2006 6:29:07 PM

Data Type: Original

Initial Sample Vol:

Sample Prep Vol:

Replicate Data: BG61320-srml

Repl#	Analyte	Net Intensity	Corrected Intensity	Calib. Conc. Units	Sample Conc. Units	Analysis Time
1	K 766.490†	40337.8	39558.0	19.33 mg/L	19.33 mg/L	18:30:41
1	Li 670.784†	1937.4	1851.6	0.0490 mg/L	0.0490 mg/L	18:30:41
1	Na 589.592	72432.3	73619.2	9.150 mg/L	9.150 mg/L	18:30:41
1	Y 371.029	3347148.9	3347148.9	1.01 mg/L		18:31:08
1	Ag 328.068†	217615.2	218482.7	0.7813 mg/L	0.7813 mg/L	18:31:08
1	Al 237.313†	423361.0	420516.2	50.35 mg/L	50.35 mg/L	18:31:08
1	As 188.979†	501.4	492.3	0.7127 mg/L	0.7127 mg/L	18:31:28
1	B 182.528†	348.2	351.1	0.8825 mg/L	0.8825 mg/L	18:31:28
1	Ba 233.527†	151064.9	150155.5	1.388 mg/L	1.388 mg/L	18:31:08
1	Be 313.107†	6603975.2	6555927.3	1.349 mg/L	1.349 mg/L	18:30:59
1	Ca 315.886†	5311107.1	5274204.4	39.93 mg/L	39.93 mg/L	18:30:59
1	Cd 228.802†	76611.9	75962.5	2.000 mg/L	2.000 mg/L	18:31:08
1	Co 228.616†	21620.6	21651.9	0.6259 mg/L	0.6259 mg/L	18:31:28
1	Cr 267.716†	79971.7	78542.8	0.5341 mg/L	0.5341 mg/L	18:31:08
1	Cu 324.752†	349760.8	340707.8	1.231 mg/L	1.231 mg/L	18:31:08
1	Fe 234.349†	3969508.5	3941114.0	86.36 mg/L	86.36 mg/L	18:31:08
1	Fe 238.204†	9465171.2	9398770.9	83.02 mg/L	83.02 mg/L	18:30:59
1	Mg 279.077†	445665.6	442169.5	17.63 mg/L	17.63 mg/L	18:31:08
1	Mn 257.610†	2154510.2	2137980.5	2.678 mg/L	2.678 mg/L	18:31:08
1	Mo 202.031†	7144.1	7057.2	0.5480 mg/L	0.5480 mg/L	18:31:28
1	Ni 231.604†	13391.8	13277.3	0.4534 mg/L	0.4534 mg/L	18:31:28
1	P 214.914†	13401.5	13229.2	9.522 mg/L	9.522 mg/L	18:31:28
1	Pb 220.353†	5797.4	5909.3	0.7058 mg/L	0.7058 mg/L	18:31:28
1	Sb 206.836†	1299.6	1283.3	0.6648 mg/L	0.6648 mg/L	18:31:28
1	Se 196.026†	580.3	584.6	0.7662 mg/L	0.7662 mg/L	18:31:28
1	Sn 189.927†	6013.2	5888.7	1.721 mg/L	1.721 mg/L	18:31:28
1	Sr 407.771†	Saturated2	Saturated2			18:31:28
Saturated in preshot (code 2)						
1	Ti 337.279†	1133955.8	1128235.7	1.558 mg/L	1.558 mg/L	18:31:08
1	Tl 190.801†	1759.3	1747.1	1.456 mg/L	1.456 mg/L	18:31:28
1	V 292.402†	142809.3	143366.3	0.5650 mg/L	0.5650 mg/L	18:31:08
1	Zn 213.857†	74686.8	73539.7	1.007 mg/L	1.007 mg/L	18:31:08
2	K 766.490†	40546.6	39973.9	19.54 mg/L	19.54 mg/L	18:30:47
2	Li 670.784†	1928.6	1852.7	0.0490 mg/L	0.0490 mg/L	18:30:47
2	Na 589.592	72660.0	73846.9	9.179 mg/L	9.179 mg/L	18:30:47
2	Y 371.029	3329902.7	3329902.7	1.00 mg/L		18:31:45
2	Ag 328.068†	217290.1	219277.4	0.7842 mg/L	0.7842 mg/L	18:31:45
2	Al 237.313†	420864.9	420202.0	50.31 mg/L	50.31 mg/L	18:31:45
2	As 188.979†	497.3	490.8	0.7105 mg/L	0.7105 mg/L	18:32:05
2	B 182.528†	347.6	352.3	0.8855 mg/L	0.8855 mg/L	18:32:05
2	Ba 233.527†	150320.4	150189.3	1.388 mg/L	1.388 mg/L	18:31:45
2	Be 313.107†	6590575.4	6576518.1	1.353 mg/L	1.353 mg/L	18:31:37
2	Ca 315.886†	5294793.4	5285236.7	40.02 mg/L	40.02 mg/L	18:31:37
2	Cd 228.802†	76323.1	76068.2	2.003 mg/L	2.003 mg/L	18:31:45
2	Co 228.616†	21727.9	21870.2	0.6323 mg/L	0.6323 mg/L	18:32:05
2	Cr 267.716†	79503.4	78486.7	0.5338 mg/L	0.5338 mg/L	18:31:45
2	Cu 324.752†	349003.1	341750.4	1.235 mg/L	1.235 mg/L	18:31:45
2	Fe 234.349†	3944675.7	3936741.8	86.26 mg/L	86.26 mg/L	18:31:45
2	Fe 238.204†	9438949.2	9421278.5	83.21 mg/L	83.21 mg/L	18:31:37
2	Mg 279.077†	443391.4	442191.6	17.63 mg/L	17.63 mg/L	18:31:45
2	Mn 257.610†	2146157.8	2140724.4	2.682 mg/L	2.682 mg/L	18:31:45
2	Mo 202.031†	7208.4	7158.2	0.5559 mg/L	0.5559 mg/L	18:32:05
2	Ni 231.604†	13313.6	13268.2	0.4531 mg/L	0.4531 mg/L	18:32:05
2	P 214.914†	13487.9	13384.5	9.634 mg/L	9.634 mg/L	18:32:05
2	Pb 220.353†	5867.7	6009.2	0.7177 mg/L	0.7177 mg/L	18:32:05
2	Sb 206.836†	1308.7	1299.0	0.6731 mg/L	0.6731 mg/L	18:32:05

2	Se 196.026†	585.9	593.1	0.7773 mg/L	0.7773 mg/L	18:32:05
2	Sn 189.927†	6049.1	5955.5	1.740 mg/L	1.740 mg/L	18:32:05
2	Sr 407.771†	Saturated2	Saturated2			18:32:05
Saturated in preshot (code 2)						
2	Ti 337.279†	1129774.0	1129893.7	1.560 mg/L	1.560 mg/L	18:31:45
2	Tl 190.801†	1779.3	1776.1	1.480 mg/L	1.480 mg/L	18:32:05
2	V 292.402†	141799.4	143092.8	0.5640 mg/L	0.5640 mg/L	18:31:45
2	Zn 213.857†	74141.6	73379.7	1.005 mg/L	1.005 mg/L	18:31:45

Mean Data: BG61320-srml

Analyte	Mean Corrected Intensity	Calib Conc. Units	Std.Dev.	Sample Conc. Units	Std.Dev.	RSD
Y 371.029	3338525.8	1.00 mg/L	0.004			0.37%
Ag 328.068†	218880.0	0.7827 mg/L	0.00200	0.7827 mg/L	0.00200	0.26%
Al 237.313†	420359.1	50.33 mg/L	0.026	50.33 mg/L	0.026	0.05%
As 188.979†	491.6	0.7116 mg/L	0.00151	0.7116 mg/L	0.00151	0.21%
B 182.528†	351.7	0.8840 mg/L	0.00214	0.8840 mg/L	0.00214	0.24%
Ba 233.527†	150172.4	1.388 mg/L	0.0002	1.388 mg/L	0.0002	0.02%
Be 313.107†	6566222.7	1.351 mg/L	0.0030	1.351 mg/L	0.0030	0.22%
Ca 315.886†	5279720.5	39.98 mg/L	0.059	39.98 mg/L	0.059	0.15%
Cd 228.802†	76015.4	2.001 mg/L	0.0020	2.001 mg/L	0.0020	0.10%
Co 228.616†	21761.0	0.6291 mg/L	0.00450	0.6291 mg/L	0.00450	0.71%
Cr 267.716†	78514.7	0.5339 mg/L	0.00028	0.5339 mg/L	0.00028	0.05%
Cu 324.752†	341229.1	1.233 mg/L	0.0026	1.233 mg/L	0.0026	0.21%
Fe 234.349†	3938927.9	86.31 mg/L	0.068	86.31 mg/L	0.068	0.08%
Fe 238.204†	9410024.7	83.12 mg/L	0.141	83.12 mg/L	0.141	0.17%
K 766.490†	39766.0	19.44 mg/L	0.144	19.44 mg/L	0.144	0.74%
Li 670.784†	1852.2	0.0490 mg/L	0.00002	0.0490 mg/L	0.00002	0.05%
Mg 279.077†	442180.5	17.63 mg/L	0.001	17.63 mg/L	0.001	0.00%
Mn 257.610†	2139352.5	2.680 mg/L	0.0024	2.680 mg/L	0.0024	0.09%
Mo 202.031†	7107.7	0.5519 mg/L	0.00555	0.5519 mg/L	0.00555	1.01%
Na 589.592	73733.0	9.164 mg/L	0.0204	9.164 mg/L	0.0204	0.22%
Ni 231.604†	13272.7	0.4532 mg/L	0.00022	0.4532 mg/L	0.00022	0.05%
P 214.914†	13306.9	9.578 mg/L	0.0789	9.578 mg/L	0.0789	0.82%
Pb 220.353†	5959.3	0.7117 mg/L	0.00838	0.7117 mg/L	0.00838	1.18%
Sb 206.836†	1291.1	0.6689 mg/L	0.00585	0.6689 mg/L	0.00585	0.87%
Se 196.026†	588.8	0.7717 mg/L	0.00790	0.7717 mg/L	0.00790	1.02%
Sn 189.927†	5922.1	1.731 mg/L	0.0138	1.731 mg/L	0.0138	0.80%
Sr 407.771†	Saturated2					
Ti 337.279†	1129064.7	1.559 mg/L	0.0016	1.559 mg/L	0.0016	0.10%
Tl 190.801†	1761.6	1.468 mg/L	0.0167	1.468 mg/L	0.0167	1.13%
V 292.402†	143229.6	0.5645 mg/L	0.00067	0.5645 mg/L	0.00067	0.12%
Zn 213.857†	73459.7	1.006 mg/L	0.0016	1.006 mg/L	0.0016	0.15%

Sequence No.: 20
 Sample ID: 0607134-01
 Analyst:
 Initial Sample Wt:
 Dilution:

Autosampler Location: 14
 Date Collected: 7/15/2006 6:33:44 PM
 Data Type: Original
 Initial Sample Vol:
 Sample Prep Vol:

Replicate Data: 0607134-01

Repl#	Analyte	Net Intensity	Corrected Intensity	Calib. Conc. Units	Sample Conc. Units	Analysis Time
1	K 766.490†	7863.4	7570.2	3.677 mg/L	3.677 mg/L	18:35:21
1	Li 670.784†	708.4	654.7	0.0151 mg/L	0.0151 mg/L	18:35:21
1	Na 589.592	56395.1	57581.9	7.119 mg/L	7.119 mg/L	18:35:21
1	Y 371.029	3238348.9	3238348.9	0.974 mg/L		18:35:45
1	Ag 328.068†	95960.9	100870.1	0.3612 mg/L	0.3612 mg/L	18:35:50
1	Al 237.313†	136045.2	139723.3	16.53 mg/L	16.53 mg/L	18:35:50
1	As 188.979†	19.7	14.7	0.0189 mg/L	0.0189 mg/L	18:36:11
1	B 182.528†	19.2	25.0	0.0625 mg/L	0.0625 mg/L	18:36:11
1	Ba 233.527†	129891.6	133462.3	1.233 mg/L	1.233 mg/L	18:35:50
1	Be 313.107†	8420.6	6191.6	0.0013 mg/L	0.0013 mg/L	18:35:50
1	Ca 315.886†	5812838.0	5966418.7	45.17 mg/L	45.17 mg/L	18:35:38
1	Cd 228.802†	461.0	352.7	0.0093 mg/L	0.0093 mg/L	18:36:11
1	Co 228.616†	178.6	363.8	0.0070 mg/L	0.0070 mg/L	18:36:11
1	Cr 267.716†	172041.5	175717.1	1.194 mg/L	1.194 mg/L	18:35:50
1	Cu 324.752†	2198959.4	2250508.1	8.043 mg/L	8.043 mg/L	18:35:45
1	Fe 234.349†	3250720.5	3335750.3	73.09 mg/L	73.09 mg/L	18:35:45

Mean Data: 0607164-04

Analyte	Mean Corrected		Calib	Std.Dev.	Sample		Std.Dev.	RSD
	Intensity	Conc. Units			Conc. Units	Units		
Y 371.029	3285978.6	0.989 mg/L	0.0023					0.23%
Ag 328.068†	372987.4	1.334 mg/L	0.0041		1.334 mg/L	0.0041		0.31%
Al 237.313†	482647.4	57.59 mg/L	0.076		57.59 mg/L	0.076		0.13%
As 188.979†	114.0	0.1618 mg/L	0.00201		0.1618 mg/L	0.00201		1.24%
B 182.528†	59.0	0.1480 mg/L	0.00150		0.1480 mg/L	0.00150		1.02%
Ba 233.527†	86223.6	0.7963 mg/L	0.00372		0.7963 mg/L	0.00372		0.47%
Be 313.107†	28452.1	0.0045 mg/L	0.00005		0.0045 mg/L	0.00005		1.10%
Ca 315.886†	8846336.2	66.98 mg/L	0.390		66.98 mg/L	0.390		0.58%
Cd 228.802†	9002.3	0.2372 mg/L	0.00053		0.2372 mg/L	0.00053		0.22%
Co 228.616†	2408.3	0.0626 mg/L	0.00003		0.0626 mg/L	0.00003		0.05%
Cr 267.716†	29913.9	0.2073 mg/L	0.00056		0.2073 mg/L	0.00056		0.27%
Cu 324.752†	2028409.2	7.265 mg/L	0.0003		7.265 mg/L	0.0003		0.00%
Fe 234.349†	6582714.2	144.2 mg/L	1.03		144.2 mg/L	1.03		0.71%
Fe 238.204†	15278978.5	135.0 mg/L	0.74		135.0 mg/L	0.74		0.55%
K 766.490†	13771.1	6.712 mg/L	0.1116		6.712 mg/L	0.1116		1.66%
Li 670.784†	3518.9	0.0962 mg/L	0.00186		0.0962 mg/L	0.00186		1.94%
Mg 279.077†	373630.5	14.88 mg/L	0.074		14.88 mg/L	0.074		0.50%
Mn 257.610†	2847345.6	3.568 mg/L	0.0042		3.568 mg/L	0.0042		0.12%
Mo 202.031†	288.3	0.0220 mg/L	0.00018		0.0220 mg/L	0.00018		0.80%
Na 589.592	66937.9	8.304 mg/L	0.0854		8.304 mg/L	0.0854		1.03%
Ni 231.604†	21834.1	0.7462 mg/L	0.00733		0.7462 mg/L	0.00733		0.98%
P 214.914†	11731.9	8.446 mg/L	0.1397		8.446 mg/L	0.1397		1.65%
Pb 220.353†	674352.3	79.89 mg/L	0.375		79.89 mg/L	0.375		0.47%
Sb 206.836†	133.3	0.0624 mg/L	0.00100		0.0624 mg/L	0.00100		1.60%
Se 196.026†	11.9	0.0155 mg/L	0.00093		0.0155 mg/L	0.00093		6.04%
Sn 189.927†	2941.2	0.8641 mg/L	0.00339		0.8641 mg/L	0.00339		0.39%
Sr 407.771†	Saturated2							
Ti 337.279†	1936869.8	2.675 mg/L	0.0002		2.675 mg/L	0.0002		0.01%
Tl 190.801†	-16.8	0.0399 mg/L	0.00501		0.0399 mg/L	0.00501		12.56%
V 292.402†	53139.3	0.1887 mg/L	0.00121		0.1887 mg/L	0.00121		0.64%
Zn 213.857†	562065.5	7.756 mg/L	0.0147		7.756 mg/L	0.0147		0.19%

Sequence No.: 37
 Sample ID: CCV
 Analyst:
 Initial Sample Wt:
 Dilution:

Autosampler Location: 3
 Date Collected: 7/15/2006 7:53:05 PM
 Data Type: Original
 Initial Sample Vol:
 Sample Prep Vol:

Replicate Data: CCV

Repl#	Analyte	Net		Calib.	Sample		Analysis Time
		Intensity	Corrected Intensity		Conc. Units	Conc. Units	
1	K 766.490†	49079.2	50550.7	24.72 mg/L	24.72 mg/L	19:54:40	
1	Li 670.784†	17292.3	17914.9	0.5039 mg/L	0.5039 mg/L	19:54:40	
1	Na 589.592	196333.5	197520.4	24.84 mg/L	24.84 mg/L	19:54:40	
1	Y 371.029	3195593.0	3195593.0	0.961 mg/L		19:54:54	
1	Ag 328.068†	67116.4	72184.1	0.2564 mg/L	0.2564 mg/L	19:55:00	
1	Al 237.313†	19983.1	20864.5	2.506 mg/L	2.506 mg/L	19:55:00	
1	As 188.979†	315.7	322.8	0.4672 mg/L	0.4672 mg/L	19:55:20	
1	B 182.528†	172.0	184.2	0.4628 mg/L	0.4628 mg/L	19:55:20	
1	Ba 233.527†	52405.5	54645.5	0.5042 mg/L	0.5042 mg/L	19:55:00	
1	Be 313.107†	235378.5	242387.7	0.0496 mg/L	0.0496 mg/L	19:54:54	
1	Ca 315.886†	638842.0	664287.0	5.028 mg/L	5.028 mg/L	19:54:54	
1	Cd 228.802†	9335.5	9590.2	0.2521 mg/L	0.2521 mg/L	19:55:20	
1	Co 228.616†	16588.7	17436.0	0.5053 mg/L	0.5053 mg/L	19:55:00	
1	Cr 267.716†	72130.0	74152.5	0.5008 mg/L	0.5008 mg/L	19:55:00	
1	Cu 324.752†	145278.9	144480.2	0.5150 mg/L	0.5150 mg/L	19:55:00	
1	Fe 234.349†	112931.5	116483.2	2.537 mg/L	2.537 mg/L	19:55:00	
1	Fe 238.204†	279954.9	290158.2	2.553 mg/L	2.553 mg/L	19:55:00	
1	Mg 279.077†	123112.1	127641.5	5.077 mg/L	5.077 mg/L	19:55:00	
1	Mn 257.610†	393750.3	407922.8	0.5093 mg/L	0.5093 mg/L	19:55:00	
1	Mo 202.031†	6314.9	6531.2	0.5071 mg/L	0.5071 mg/L	19:55:20	
1	Ni 231.604†	13545.3	14067.7	0.4804 mg/L	0.4804 mg/L	19:55:00	
1	P 214.914†	6806.4	7000.3	5.045 mg/L	5.045 mg/L	19:55:20	
1	Pb 220.353†	4162.3	4481.4	0.5315 mg/L	0.5315 mg/L	19:55:20	
1	Sb 206.836†	957.0	988.1	0.5103 mg/L	0.5103 mg/L	19:55:20	
1	Se 196.026†	709.5	746.3	0.9781 mg/L	0.9781 mg/L	19:55:20	
1	Sn 189.927†	1742.2	1729.3	0.5026 mg/L	0.5026 mg/L	19:55:20	

Mean Data: 0607164-04

Analyte	Mean Corrected		Calib	Std.Dev.	Sample		Std.Dev.	RSD
	Intensity	Conc. Units			Conc. Units	Units		
Y 371.029	3285978.6	0.989 mg/L	0.0023					0.23%
Ag 328.068†	372987.4	1.334 mg/L	0.0041		1.334 mg/L	0.0041		0.31%
Al 237.313†	482647.4	57.59 mg/L	0.076		57.59 mg/L	0.076		0.13%
As 188.979†	114.0	0.1618 mg/L	0.00201		0.1618 mg/L	0.00201		1.24%
B 182.528†	59.0	0.1480 mg/L	0.00150		0.1480 mg/L	0.00150		1.02%
Ba 233.527†	86223.6	0.7963 mg/L	0.00372		0.7963 mg/L	0.00372		0.47%
Be 313.107†	28452.1	0.0045 mg/L	0.00005		0.0045 mg/L	0.00005		1.10%
Ca 315.886†	8846336.2	66.98 mg/L	0.390		66.98 mg/L	0.390		0.58%
Cd 228.802†	9002.3	0.2372 mg/L	0.00053		0.2372 mg/L	0.00053		0.22%
Co 228.616†	2408.3	0.0626 mg/L	0.00003		0.0626 mg/L	0.00003		0.05%
Cr 267.716†	29913.9	0.2073 mg/L	0.00056		0.2073 mg/L	0.00056		0.27%
Cu 324.752†	2028409.2	7.265 mg/L	0.0003		7.265 mg/L	0.0003		0.00%
Fe 234.349†	6582714.2	144.2 mg/L	1.03		144.2 mg/L	1.03		0.71%
Fe 238.204†	15278978.5	135.0 mg/L	0.74		135.0 mg/L	0.74		0.55%
K 766.490†	13771.1	6.712 mg/L	0.1116		6.712 mg/L	0.1116		1.66%
Li 670.784†	3518.9	0.0962 mg/L	0.00186		0.0962 mg/L	0.00186		1.94%
Mg 279.077†	373630.5	14.88 mg/L	0.074		14.88 mg/L	0.074		0.50%
Mn 257.610†	2847345.6	3.568 mg/L	0.0042		3.568 mg/L	0.0042		0.12%
Mo 202.031†	288.3	0.0220 mg/L	0.00018		0.0220 mg/L	0.00018		0.80%
Na 589.592	66937.9	8.304 mg/L	0.0854		8.304 mg/L	0.0854		1.03%
Ni 231.604†	21834.1	0.7462 mg/L	0.00733		0.7462 mg/L	0.00733		0.98%
P 214.914†	11731.9	8.446 mg/L	0.1397		8.446 mg/L	0.1397		1.65%
Pb 220.353†	674352.3	79.89 mg/L	0.375		79.89 mg/L	0.375		0.47%
Sb 206.836†	133.3	0.0624 mg/L	0.00100		0.0624 mg/L	0.00100		1.60%
Se 196.026†	11.9	0.0155 mg/L	0.00093		0.0155 mg/L	0.00093		6.04%
Sn 189.927†	2941.2	0.8641 mg/L	0.00339		0.8641 mg/L	0.00339		0.39%
Sr 407.771†	Saturated2							
Ti 337.279†	1936869.8	2.675 mg/L	0.0002		2.675 mg/L	0.0002		0.01%
Tl 190.801†	-16.8	0.0399 mg/L	0.00501		0.0399 mg/L	0.00501		12.56%
V 292.402†	53139.3	0.1887 mg/L	0.00121		0.1887 mg/L	0.00121		0.64%
Zn 213.857†	562065.5	7.756 mg/L	0.0147		7.756 mg/L	0.0147		0.19%

Sequence No.: 37

Sample ID: CCV

Analyst:

Initial Sample Wt:

Dilution:

Autosampler Location: 3

Date Collected: 7/15/2006 7:53:05 PM

Data Type: Original

Initial Sample Vol:

Sample Prep Vol:

Replicate Data: CCV

Repl#	Analyte	Net		Calib.	Sample		Analysis Time
		Intensity	Corrected Intensity		Conc. Units	Conc. Units	
1	K 766.490†	49079.2	50550.7	24.72 mg/L	24.72 mg/L		19:54:40
1	Li 670.784†	17292.3	17914.9	0.5039 mg/L	0.5039 mg/L		19:54:40
1	Na 589.592	196333.5	197520.4	24.84 mg/L	24.84 mg/L		19:54:40
1	Y 371.029	3195593.0	3195593.0	0.961 mg/L			19:54:54
1	Ag 328.068†	67116.4	72184.1	0.2564 mg/L	0.2564 mg/L		19:55:00
1	Al 237.313†	19983.1	20864.5	2.506 mg/L	2.506 mg/L		19:55:00
1	As 188.979†	315.7	322.8	0.4672 mg/L	0.4672 mg/L		19:55:20
1	B 182.528†	172.0	184.2	0.4628 mg/L	0.4628 mg/L		19:55:20
1	Ba 233.527†	52405.5	54645.5	0.5042 mg/L	0.5042 mg/L		19:55:00
1	Be 313.107†	235378.5	242387.7	0.0496 mg/L	0.0496 mg/L		19:54:54
1	Ca 315.886†	638842.0	664287.0	5.028 mg/L	5.028 mg/L		19:54:54
1	Cd 228.802†	9335.5	9590.2	0.2521 mg/L	0.2521 mg/L		19:55:20
1	Co 228.616†	16588.7	17436.0	0.5053 mg/L	0.5053 mg/L		19:55:00
1	Cr 267.716†	72130.0	74152.5	0.5008 mg/L	0.5008 mg/L		19:55:00
1	Cu 324.752†	145278.9	144480.2	0.5150 mg/L	0.5150 mg/L		19:55:00
1	Fe 234.349†	112931.5	116483.2	2.537 mg/L	2.537 mg/L		19:55:00
1	Fe 238.204†	279954.9	290158.2	2.553 mg/L	2.553 mg/L		19:55:00
1	Mg 279.077†	123112.1	127641.5	5.077 mg/L	5.077 mg/L		19:55:00
1	Mn 257.610†	393750.3	407922.8	0.5093 mg/L	0.5093 mg/L		19:55:00
1	Mo 202.031†	6314.9	6531.2	0.5071 mg/L	0.5071 mg/L		19:55:20
1	Ni 231.604†	13545.3	14067.7	0.4804 mg/L	0.4804 mg/L		19:55:00
1	P 214.914†	6806.4	7000.3	5.045 mg/L	5.045 mg/L		19:55:20
1	Pb 220.353†	4162.3	4481.4	0.5315 mg/L	0.5315 mg/L		19:55:20
1	Sb 206.836†	957.0	988.1	0.5103 mg/L	0.5103 mg/L		19:55:20
1	Se 196.026†	709.5	746.3	0.9781 mg/L	0.9781 mg/L		19:55:20
1	Sn 189.927†	1742.2	1729.3	0.5026 mg/L	0.5026 mg/L		19:55:20

1	Sr 407.771†	1090352.0	1127865.5	0.0502 mg/L	0.0502 mg/L	19:54:54
1	Ti 337.279†	347610.2	363691.4	0.5017 mg/L	0.5017 mg/L	19:55:00
1	Tl 190.801†	596.9	620.8	0.5060 mg/L	0.5060 mg/L	19:55:20
1	V 292.402†	118588.7	124898.4	0.5031 mg/L	0.5031 mg/L	19:55:00
1	Zn 213.857†	36464.0	37298.3	0.5125 mg/L	0.5125 mg/L	19:55:00
2	K 766.490†	49551.1	51130.6	25.00 mg/L	25.00 mg/L	19:54:45
2	Li 670.784†	17288.2	17941.7	0.5047 mg/L	0.5047 mg/L	19:54:45
2	Na 589.592	196641.2	197828.1	24.88 mg/L	24.88 mg/L	19:54:45
2	Y 371.029	3190083.8	3190083.8	0.960 mg/L		19:55:26
2	Ag 328.068†	66485.5	71647.2	0.2545 mg/L	0.2545 mg/L	19:55:32
2	Al 237.313†	19959.2	20875.5	2.508 mg/L	2.508 mg/L	19:55:32
2	As 188.979†	315.2	322.9	0.4673 mg/L	0.4673 mg/L	19:55:52
2	B 182.528†	179.8	192.6	0.4841 mg/L	0.4841 mg/L	19:55:52
2	Ba 233.527†	52171.2	54495.5	0.5028 mg/L	0.5028 mg/L	19:55:32
2	Be 313.107†	235943.3	243399.1	0.0499 mg/L	0.0499 mg/L	19:55:26
2	Ca 315.886†	639465.6	666084.5	5.041 mg/L	5.041 mg/L	19:55:26
2	Cd 228.802†	9307.1	9577.5	0.2517 mg/L	0.2517 mg/L	19:55:52
2	Co 228.616†	16523.6	17398.0	0.5042 mg/L	0.5042 mg/L	19:55:32
2	Cr 267.716†	72093.9	74244.4	0.5014 mg/L	0.5014 mg/L	19:55:32
2	Cu 324.752†	144474.8	143903.4	0.5129 mg/L	0.5129 mg/L	19:55:32
2	Fe 234.349†	112593.0	116333.3	2.533 mg/L	2.533 mg/L	19:55:32
2	Fe 238.204†	278688.1	289341.1	2.545 mg/L	2.545 mg/L	19:55:32
2	Mg 279.077†	122235.6	126949.4	5.050 mg/L	5.050 mg/L	19:55:32
2	Mn 257.610†	392252.2	407069.2	0.5082 mg/L	0.5082 mg/L	19:55:32
2	Mo 202.031†	6284.9	6511.3	0.5056 mg/L	0.5056 mg/L	19:55:52
2	Ni 231.604†	13671.5	14223.5	0.4857 mg/L	0.4857 mg/L	19:55:32
2	P 214.914†	6777.5	6982.4	5.032 mg/L	5.032 mg/L	19:55:52
2	Pb 220.353†	4122.0	4447.0	0.5274 mg/L	0.5274 mg/L	19:55:52
2	Sb 206.836†	945.5	977.8	0.5048 mg/L	0.5048 mg/L	19:55:52
2	Se 196.026†	709.5	747.6	0.9798 mg/L	0.9798 mg/L	19:55:52
2	Sn 189.927†	1740.3	1730.5	0.5029 mg/L	0.5029 mg/L	19:55:52
2	Sr 407.771†	1092552.5	1132117.2	0.0504 mg/L	0.0504 mg/L	19:55:26
2	Ti 337.279†	345502.4	362119.5	0.4996 mg/L	0.4996 mg/L	19:55:32
2	Tl 190.801†	600.3	625.5	0.5098 mg/L	0.5098 mg/L	19:55:52
2	V 292.402†	118050.5	124550.7	0.5017 mg/L	0.5017 mg/L	19:55:32
2	Zn 213.857†	36302.3	37195.3	0.5110 mg/L	0.5110 mg/L	19:55:32

Mean Data: CCV

Analyte	Mean Corrected Intensity	Calib Conc. Units	Std.Dev.	Sample Conc. Units	Std.Dev.	RSD
Y 371.029	3192838.4	0.961 mg/L	0.0012			
Ag 328.068†	71915.7	0.2555 mg/L	0.00135	0.2555 mg/L	0.00135	0.53%
QC value within limits for Ag 328.068		Recovery = 102.19%				
Al 237.313†	20870.0	2.507 mg/L	0.0009	2.507 mg/L	0.0009	0.04%
QC value within limits for Al 237.313		Recovery = 100.28%				
As 188.979†	322.8	0.4673 mg/L	0.00006	0.4673 mg/L	0.00006	0.01%
QC value within limits for As 188.979		Recovery = 93.46%				
B 182.528†	188.4	0.4734 mg/L	0.01502	0.4734 mg/L	0.01502	3.17%
QC value within limits for B 182.528		Recovery = 94.69%				
Ba 233.527†	54570.5	0.5035 mg/L	0.00098	0.5035 mg/L	0.00098	0.19%
QC value within limits for Ba 233.527		Recovery = 100.70%				
Be 313.107†	242893.4	0.0497 mg/L	0.00015	0.0497 mg/L	0.00015	0.30%
QC value within limits for Be 313.107		Recovery = 99.50%				
Ca 315.886†	665185.8	5.035 mg/L	0.0096	5.035 mg/L	0.0096	0.19%
QC value within limits for Ca 315.886		Recovery = 100.69%				
Cd 228.802†	9583.8	0.2519 mg/L	0.00024	0.2519 mg/L	0.00024	0.10%
QC value within limits for Cd 228.802		Recovery = 100.76%				
Co 228.616†	17417.0	0.5047 mg/L	0.00078	0.5047 mg/L	0.00078	0.15%
QC value within limits for Co 228.616		Recovery = 100.95%				
Cr 267.716†	74198.5	0.5011 mg/L	0.00044	0.5011 mg/L	0.00044	0.09%
QC value within limits for Cr 267.716		Recovery = 100.21%				
Cu 324.752†	144191.8	0.5140 mg/L	0.00146	0.5140 mg/L	0.00146	0.28%
QC value within limits for Cu 324.752		Recovery = 102.79%				
Fe 234.349†	116408.2	2.535 mg/L	0.0024	2.535 mg/L	0.0024	0.09%
QC value within limits for Fe 234.349		Recovery = 101.40%				
Fe 238.204†	289749.6	2.549 mg/L	0.0051	2.549 mg/L	0.0051	0.20%
QC value within limits for Fe 238.204		Recovery = 101.96%				
K 766.490†	50840.7	24.86 mg/L	0.201	24.86 mg/L	0.201	0.81%
QC value within limits for K 766.490		Recovery = 99.43%				
Li 670.784†	17928.3	0.5043 mg/L	0.00054	0.5043 mg/L	0.00054	0.11%
QC value within limits for Li 670.784		Recovery = 100.86%				

Mg 279.077†	127295.5	5.063 mg/L	0.0195	5.063 mg/L	0.0195	0.39%
QC value within limits for Mg 279.077 Recovery = 101.27%						
Mn 257.610†	407496.0	0.5087 mg/L	0.00076	0.5087 mg/L	0.00076	0.15%
QC value within limits for Mn 257.610 Recovery = 101.75%						
Mo 202.031†	6521.2	0.5064 mg/L	0.00110	0.5064 mg/L	0.00110	0.22%
QC value within limits for Mo 202.031 Recovery = 101.27%						
Na 589.592	197674.2	24.86 mg/L	0.028	24.86 mg/L	0.028	0.11%
QC value within limits for Na 589.592 Recovery = 99.43%						
Ni 231.604†	14145.6	0.4831 mg/L	0.00378	0.4831 mg/L	0.00378	0.78%
QC value within limits for Ni 231.604 Recovery = 96.61%						
P 214.914†	6991.3	5.038 mg/L	0.0091	5.038 mg/L	0.0091	0.18%
QC value within limits for P 214.914 Recovery = 100.76%						
Pb 220.353†	4464.2	0.5294 mg/L	0.00289	0.5294 mg/L	0.00289	0.55%
QC value within limits for Pb 220.353 Recovery = 105.88%						
Sb 206.836†	982.9	0.5075 mg/L	0.00384	0.5075 mg/L	0.00384	0.76%
QC value within limits for Sb 206.836 Recovery = 101.51%						
Se 196.026†	746.9	0.9790 mg/L	0.00120	0.9790 mg/L	0.00120	0.12%
QC value within limits for Se 196.026 Recovery = 97.90%						
Sn 189.927†	1729.9	0.5027 mg/L	0.00023	0.5027 mg/L	0.00023	0.05%
QC value within limits for Sn 189.927 Recovery = 100.55%						
Sr 407.771†	1129991.3	0.0503 mg/L	0.00013	0.0503 mg/L	0.00013	0.27%
QC value within limits for Sr 407.771 Recovery = 100.66%						
Ti 337.279†	362905.5	0.5007 mg/L	0.00154	0.5007 mg/L	0.00154	0.31%
QC value within limits for Ti 337.279 Recovery = 100.13%						
Tl 190.801†	623.1	0.5079 mg/L	0.00270	0.5079 mg/L	0.00270	0.53%
QC value within limits for Tl 190.801 Recovery = 101.58%						
V 292.402†	124724.5	0.5024 mg/L	0.00099	0.5024 mg/L	0.00099	0.20%
QC value within limits for V 292.402 Recovery = 100.49%						
Zn 213.857†	37246.8	0.5117 mg/L	0.00104	0.5117 mg/L	0.00104	0.20%
QC value within limits for Zn 213.857 Recovery = 102.35%						

All analyte(s) passed QC.

Sequence No.: 38

Sample ID: ICCB

Analyst:

Initial Sample Wt:

Dilution:

Autosampler Location: 1

Date Collected: 7/15/2006 7:57:31 PM

Data Type: Original

Initial Sample Vol:

Sample Prep Vol:

Replicate Data: ICCB

Repl#	Analyte	Net Intensity	Corrected Intensity	Calib. Conc. Units	Sample Conc. Units	Analysis Time
1	K 766.490†	536.0	52.2	-0.0027 mg/L	-0.0027 mg/L	19:59:07
1	Li 670.784†	157.6	90.3	-0.0009 mg/L	-0.0009 mg/L	19:59:07
1	Na 589.592	-813.0	373.9	-0.1245 mg/L	-0.1245 mg/L	19:59:07
1	Y 371.029	3219317.2	3219317.2	0.968 mg/L		19:59:21
1	Ag 328.068†	-2256.8	39.8	-0.0012 mg/L	-0.0012 mg/L	19:59:26
1	Al 237.313†	-30.7	46.5	0.0040 mg/L	0.0040 mg/L	19:59:46
1	As 188.979†	5.1	-0.4	-0.0017 mg/L	-0.0017 mg/L	19:59:46
1	B 182.528†	-1.0	4.2	0.0102 mg/L	0.0102 mg/L	19:59:46
1	Ba 233.527†	-125.7	3.9	-0.0012 mg/L	-0.0012 mg/L	19:59:46
1	Be 313.107†	2141.9	-240.2	0.0000 mg/L	0.0000 mg/L	19:59:26
1	Ca 315.886†	750.3	541.7	-0.0006 mg/L	-0.0006 mg/L	19:59:26
1	Cd 228.802†	131.8	15.6	0.0000 mg/L	0.0000 mg/L	19:59:46
1	Co 228.616†	-180.3	-5.6	-0.0019 mg/L	-0.0019 mg/L	19:59:46
1	Cr 267.716†	909.9	62.7	-0.0015 mg/L	-0.0015 mg/L	19:59:26
1	Cu 324.752†	8538.1	2177.7	0.0065 mg/L	0.0065 mg/L	19:59:26
1	Fe 234.349†	1114.2	162.9	-0.0071 mg/L	-0.0071 mg/L	19:59:46
1	Fe 238.204†	1441.6	439.0	-0.0074 mg/L	-0.0074 mg/L	19:59:46
1	Mg 279.077†	500.2	97.4	-0.0196 mg/L	-0.0196 mg/L	19:59:26
1	Mn 257.610†	1676.9	77.2	-0.0022 mg/L	-0.0022 mg/L	19:59:46
1	Mo 202.031†	61.0	25.5	0.0015 mg/L	0.0015 mg/L	19:59:46
1	Ni 231.604†	21.7	0.3	-0.0027 mg/L	-0.0027 mg/L	19:59:46
1	P 214.914†	90.6	13.8	0.0223 mg/L	0.0223 mg/L	19:59:46
1	Pb 220.353†	-83.0	66.2	0.0072 mg/L	0.0072 mg/L	19:59:46
1	Sb 206.836†	9.9	2.8	-0.0004 mg/L	-0.0004 mg/L	19:59:46
1	Se 196.026†	-5.3	2.8	0.0035 mg/L	0.0035 mg/L	19:59:46
1	Sn 189.927†	73.9	-6.6	-0.0046 mg/L	-0.0046 mg/L	19:59:46
1	Sr 407.771†	6270.9	162.0	-0.0003 mg/L	-0.0003 mg/L	19:59:21
1	Ti 337.279†	-1705.8	347.9	-0.0003 mg/L	-0.0003 mg/L	19:59:26
1	Tl 190.801†	3.5	3.5	0.0012 mg/L	0.0012 mg/L	19:59:46

1	V 292.402†	-1398.3	99.3	-0.0002 mg/L	-0.0002 mg/L	19:59:26
1	Zn 213.857†	1038.3	440.7	0.0051 mg/L	0.0051 mg/L	19:59:46
2	K 766.490†	498.7	11.5	-0.0226 mg/L	-0.0226 mg/L	19:59:13
2	Li 670.784†	90.0	20.0	-0.0029 mg/L	-0.0029 mg/L	19:59:13
2	Na 589.592	-823.5	363.4	-0.1258 mg/L	-0.1258 mg/L	19:59:13
2	Y 371.029	3232847.5	3232847.5	0.973 mg/L	0.973 mg/L	19:59:52
2	Ag 328.068†	-2319.9	-15.4	-0.0014 mg/L	-0.0014 mg/L	19:59:57
2	Al 237.313†	-71.5	4.7	-0.0010 mg/L	-0.0010 mg/L	20:00:18
2	As 188.979†	4.5	-1.0	-0.0027 mg/L	-0.0027 mg/L	20:00:18
2	B 182.528†	-3.0	2.2	0.0051 mg/L	0.0051 mg/L	20:00:18
2	Ba 233.527†	-145.5	-15.9	-0.0014 mg/L	-0.0014 mg/L	20:00:18
2	Be 313.107†	2224.5	-164.5	0.0000 mg/L	0.0000 mg/L	19:59:57
2	Ca 315.886†	768.9	557.6	-0.0005 mg/L	-0.0005 mg/L	19:59:57
2	Cd 228.802†	136.1	19.4	0.0001 mg/L	0.0001 mg/L	20:00:18
2	Co 228.616†	-184.7	-9.3	-0.0020 mg/L	-0.0020 mg/L	20:00:18
2	Cr 267.716†	931.2	80.7	-0.0014 mg/L	-0.0014 mg/L	19:59:57
2	Cu 324.752†	8391.1	1989.6	0.0058 mg/L	0.0058 mg/L	19:59:57
2	Fe 234.349†	1065.4	107.9	-0.0083 mg/L	-0.0083 mg/L	20:00:18
2	Fe 238.204†	1443.7	435.0	-0.0074 mg/L	-0.0074 mg/L	20:00:18
2	Mg 279.077†	466.5	60.6	-0.0211 mg/L	-0.0211 mg/L	19:59:57
2	Mn 257.610†	1673.7	66.8	-0.0022 mg/L	-0.0022 mg/L	20:00:18
2	Mo 202.031†	50.0	13.9	0.0006 mg/L	0.0006 mg/L	20:00:18
2	Ni 231.604†	6.9	-14.9	-0.0032 mg/L	-0.0032 mg/L	20:00:18
2	P 214.914†	88.5	11.3	0.0204 mg/L	0.0204 mg/L	20:00:18
2	Pb 220.353†	-77.7	72.0	0.0079 mg/L	0.0079 mg/L	20:00:18
2	Sb 206.836†	16.9	10.0	0.0034 mg/L	0.0034 mg/L	20:00:18
2	Se 196.026†	-8.4	-0.4	-0.0006 mg/L	-0.0006 mg/L	20:00:18
2	Sn 189.927†	72.8	-8.1	-0.0050 mg/L	-0.0050 mg/L	20:00:18
2	Sr 407.771†	6498.6	369.0	-0.0003 mg/L	-0.0003 mg/L	19:59:52
2	Ti 337.279†	-1663.5	398.7	-0.0002 mg/L	-0.0002 mg/L	19:59:57
2	Tl 190.801†	3.5	3.5	0.0013 mg/L	0.0013 mg/L	20:00:18
2	V 292.402†	-1496.6	4.3	-0.0006 mg/L	-0.0006 mg/L	19:59:57
2	Zn 213.857†	987.0	383.5	0.0043 mg/L	0.0043 mg/L	20:00:18

Mean Data: ICCB

Analyte	Mean Corrected Intensity	Calib Conc. Units	Std.Dev.	Sample Conc. Units	Std.Dev.	RSD
Y 371.029	3226082.4	0.971 mg/L	0.0029			
Ag 328.068†	12.2	-0.0013 mg/L	0.00014	-0.0013 mg/L	0.00014	10.62%
QC value within limits for Ag 328.068 Recovery = Not calculated						
Al 237.313†	25.6	0.0015 mg/L	0.00357	0.0015 mg/L	0.00357	241.48%
QC value within limits for Al 237.313 Recovery = Not calculated						
As 188.979†	-0.7	-0.0022 mg/L	0.00065	-0.0022 mg/L	0.00065	29.70%
QC value within limits for As 188.979 Recovery = Not calculated						
B 182.528†	3.2	0.0077 mg/L	0.00361	0.0077 mg/L	0.00361	46.86%
QC value within limits for B 182.528 Recovery = Not calculated						
Ba 233.527†	-6.0	-0.0013 mg/L	0.00013	-0.0013 mg/L	0.00013	9.93%
QC value within limits for Ba 233.527 Recovery = Not calculated						
Be 313.107†	-202.3	0.0000 mg/L	0.00001	0.0000 mg/L	0.00001	63.62%
QC value within limits for Be 313.107 Recovery = Not calculated						
Ca 315.886†	549.6	-0.0005 mg/L	0.00008	-0.0005 mg/L	0.00008	15.71%
QC value within limits for Ca 315.886 Recovery = Not calculated						
Cd 228.802†	17.5	0.0000 mg/L	0.00007	0.0000 mg/L	0.00007	>999.9%
QC value within limits for Cd 228.802 Recovery = Not calculated						
Co 228.616†	-7.5	-0.0019 mg/L	0.00008	-0.0019 mg/L	0.00008	3.94%
QC value within limits for Co 228.616 Recovery = Not calculated						
Cr 267.716†	71.7	-0.0015 mg/L	0.00009	-0.0015 mg/L	0.00009	5.84%
QC value within limits for Cr 267.716 Recovery = Not calculated						
Cu 324.752†	2083.7	0.0061 mg/L	0.00047	0.0061 mg/L	0.00047	7.74%
QC value greater than the upper limit for Cu 324.752 Recovery = Not calculated						
Fe 234.349†	135.4	-0.0077 mg/L	0.00085	-0.0077 mg/L	0.00085	10.97%
QC value within limits for Fe 234.349 Recovery = Not calculated						
Fe 238.204†	437.0	-0.0074 mg/L	0.00003	-0.0074 mg/L	0.00003	0.35%
QC value within limits for Fe 238.204 Recovery = Not calculated						
K 766.490†	31.9	-0.0126 mg/L	0.01409	-0.0126 mg/L	0.01409	111.66%
QC value within limits for K 766.490 Recovery = Not calculated						
Li 670.784†	55.2	-0.0019 mg/L	0.00141	-0.0019 mg/L	0.00141	73.91%
QC value within limits for Li 670.784 Recovery = Not calculated						
Mg 279.077†	79.0	-0.0203 mg/L	0.00104	-0.0203 mg/L	0.00104	5.11%
QC value less than the lower limit for Mg 279.077 Recovery = Not calculated						
Mn 257.610†	72.0	-0.0022 mg/L	0.00001	-0.0022 mg/L	0.00001	0.43%

Mo	202.031†	19.7	0.0011 mg/L	0.00064	0.0011 mg/L	0.00064	59.18%
QC value within limits for Mo 202.031 Recovery = Not calculated							
Na	589.592	368.6	-0.1251 mg/L	0.00094	-0.1251 mg/L	0.00094	0.75%
QC value within limits for Na 589.592 Recovery = Not calculated							
Ni	231.604†	-7.3	-0.0029 mg/L	0.00037	-0.0029 mg/L	0.00037	12.73%
QC value less than the lower limit for Ni 231.604 Recovery = Not calculated							
P	214.914†	12.5	0.0213 mg/L	0.00129	0.0213 mg/L	0.00129	6.06%
QC value within limits for P 214.914 Recovery = Not calculated							
Pb	220.353†	69.1	0.0075 mg/L	0.00049	0.0075 mg/L	0.00049	6.45%
QC value within limits for Pb 220.353 Recovery = Not calculated							
Sb	206.836†	6.4	0.0015 mg/L	0.00269	0.0015 mg/L	0.00269	174.46%
QC value within limits for Sb 206.836 Recovery = Not calculated							
Se	196.026†	1.2	0.0014 mg/L	0.00294	0.0014 mg/L	0.00294	203.23%
QC value within limits for Se 196.026 Recovery = Not calculated							
Sn	189.927†	-7.3	-0.0048 mg/L	0.00030	-0.0048 mg/L	0.00030	6.15%
QC value within limits for Sn 189.927 Recovery = Not calculated							
Sr	407.771†	265.5	-0.0003 mg/L	0.00001	-0.0003 mg/L	0.00001	2.12%
QC value within limits for Sr 407.771 Recovery = Not calculated							
Ti	337.279†	373.3	-0.0002 mg/L	0.00005	-0.0002 mg/L	0.00005	20.94%
QC value within limits for Ti 337.279 Recovery = Not calculated							
Tl	190.801†	3.5	0.0012 mg/L	0.00001	0.0012 mg/L	0.00001	1.14%
QC value within limits for Tl 190.801 Recovery = Not calculated							
V	292.402†	51.8	-0.0004 mg/L	0.00028	-0.0004 mg/L	0.00028	77.95%
QC value within limits for V 292.402 Recovery = Not calculated							
Zn	213.857†	412.1	0.0047 mg/L	0.00056	0.0047 mg/L	0.00056	11.87%
QC value within limits for Zn 213.857 Recovery = Not calculated							
QC Failed. Continue with analysis.							

Sequence No.: 39

Sample ID: 0607164-04 x10

Analyst:

Initial Sample Wt:

Dilution:

Autosampler Location: 29

Date Collected: 7/15/2006 8:01:55 PM

Data Type: Original

Initial Sample Vol:

Sample Prep Vol:

Replicate Data: 0607164-04 x10

Repl#	Analyte	Net Intensity	Corrected Intensity	Calib. Conc.	Units	Sample Conc.	Units	Analysis Time
1	K 766.490†	1917.7	1465.3	0.6890	mg/L	0.6890	mg/L	20:03:29
1	Li 670.784†	495.2	435.3	0.0089	mg/L	0.0089	mg/L	20:03:29
1	Na 589.592	5811.6	6998.5	0.7144	mg/L	0.7144	mg/L	20:03:29
1	Y 371.029	3241410.2	3241410.2	0.975	mg/L			20:03:44
1	Ag 328.068†	59294.8	63176.3	0.2245	mg/L	0.2245	mg/L	20:03:49
1	Al 237.313†	48377.8	49689.2	5.922	mg/L	5.922	mg/L	20:03:49
1	As 188.979†	20.8	15.8	0.0215	mg/L	0.0215	mg/L	20:04:09
1	B 182.528†	5.0	10.4	0.0259	mg/L	0.0259	mg/L	20:04:09
1	Ba 233.527†	8562.2	8914.0	0.0812	mg/L	0.0812	mg/L	20:03:49
1	Be 313.107†	5134.4	2813.5	0.0005	mg/L	0.0005	mg/L	20:03:49
1	Ca 315.886†	906922.0	929807.9	7.036	mg/L	7.036	mg/L	20:03:44
1	Cd 228.802†	1048.2	954.5	0.0247	mg/L	0.0247	mg/L	20:04:09
1	Co 228.616†	78.6	261.1	0.0053	mg/L	0.0053	mg/L	20:04:09
1	Cr 267.716†	4001.2	3226.4	0.0206	mg/L	0.0206	mg/L	20:03:49
1	Cu 324.752†	209294.7	207991.9	0.7440	mg/L	0.7440	mg/L	20:03:44
1	Fe 234.349†	710055.3	727168.1	15.92	mg/L	15.92	mg/L	20:03:44
1	Fe 238.204†	1763969.7	1807886.6	15.96	mg/L	15.96	mg/L	20:03:44
1	Mg 279.077†	39066.3	39643.2	1.557	mg/L	1.557	mg/L	20:03:49
1	Mn 257.610†	295144.6	301014.1	0.3751	mg/L	0.3751	mg/L	20:03:44
1	Mo 202.031†	76.8	41.2	0.0027	mg/L	0.0027	mg/L	20:04:09
1	Ni 231.604†	2297.5	2334.1	0.0774	mg/L	0.0774	mg/L	20:03:49
1	P 214.914†	1276.2	1229.0	0.8958	mg/L	0.8958	mg/L	20:04:09
1	Pb 220.353†	70597.1	72548.6	8.594	mg/L	8.594	mg/L	20:03:49
1	Sb 206.836†	30.2	23.6	0.0100	mg/L	0.0100	mg/L	20:04:09
1	Se 196.026†	-8.0	0.0	-0.0001	mg/L	-0.0001	mg/L	20:04:09
1	Sn 189.927†	384.5	311.3	0.0891	mg/L	0.0891	mg/L	20:04:09
1	Sr 407.771†	1325381.8	1352855.0	0.0603	mg/L	0.0603	mg/L	20:03:44
1	Ti 337.279†	192689.4	199710.5	0.2752	mg/L	0.2752	mg/L	20:03:44
1	Tl 190.801†	0.8	0.8	0.0048	mg/L	0.0048	mg/L	20:04:09
1	V 292.402†	3841.1	5482.1	0.0188	mg/L	0.0188	mg/L	20:03:49
1	Zn 213.857†	59212.3	60090.4	0.8282	mg/L	0.8282	mg/L	20:03:49
2	K 766.490†	1927.1	1479.5	0.6959	mg/L	0.6959	mg/L	20:03:34

2	Li 670.784†	456.4	396.7	0.0078 mg/L	0.0078 mg/L	20:03:34
2	Na 589.592	5901.1	7088.0	0.7257 mg/L	0.7257 mg/L	20:03:34
2	Y 371.029	3234131.3	3234131.3	0.973 mg/L		20:04:17
2	Ag 328.068†	59576.8	63603.0	0.2260 mg/L	0.2260 mg/L	20:04:22
2	Al 237.313†	48651.2	50081.9	5.970 mg/L	5.970 mg/L	20:04:22
2	As 188.979†	17.3	12.2	0.0162 mg/L	0.0162 mg/L	20:04:42
2	B 182.528†	2.2	7.6	0.0187 mg/L	0.0187 mg/L	20:04:42
2	Ba 233.527†	8682.0	9057.0	0.0825 mg/L	0.0825 mg/L	20:04:22
2	Be 313.107†	5065.4	2754.5	0.0005 mg/L	0.0005 mg/L	20:04:22
2	Ca 315.886†	905401.6	930338.4	7.040 mg/L	7.040 mg/L	20:04:17
2	Cd 228.802†	1052.7	961.5	0.0249 mg/L	0.0249 mg/L	20:04:42
2	Co 228.616†	72.9	255.5	0.0051 mg/L	0.0051 mg/L	20:04:42
2	Cr 267.716†	3994.9	3229.2	0.0206 mg/L	0.0206 mg/L	20:04:22
2	Cu 324.752†	209279.5	208459.3	0.7456 mg/L	0.7456 mg/L	20:04:17
2	Fe 234.349†	705496.3	724121.2	15.86 mg/L	15.86 mg/L	20:04:17
2	Fe 238.204†	1757901.7	1805721.3	15.94 mg/L	15.94 mg/L	20:04:17
2	Mg 279.077†	39536.8	40216.9	1.580 mg/L	1.580 mg/L	20:04:22
2	Mn 257.610†	294401.0	300931.1	0.3750 mg/L	0.3750 mg/L	20:04:17
2	Mo 202.031†	79.9	44.6	0.0030 mg/L	0.0030 mg/L	20:04:42
2	Ni 231.604†	2330.7	2373.4	0.0787 mg/L	0.0787 mg/L	20:04:22
2	P 214.914†	1310.3	1267.0	0.9231 mg/L	0.9231 mg/L	20:04:42
2	Pb 220.353†	71140.9	73270.4	8.680 mg/L	8.680 mg/L	20:04:22
2	Sb 206.836†	29.6	23.0	0.0097 mg/L	0.0097 mg/L	20:04:42
2	Se 196.026†	-10.4	-2.4	-0.0033 mg/L	-0.0033 mg/L	20:04:42
2	Sn 189.927†	389.1	317.0	0.0907 mg/L	0.0907 mg/L	20:04:42
2	Sr 407.771†	1321051.4	1351463.2	0.0603 mg/L	0.0603 mg/L	20:04:17
2	Ti 337.279†	191817.0	199258.5	0.2746 mg/L	0.2746 mg/L	20:04:17
2	Tl 190.801†	4.2	4.2	0.0077 mg/L	0.0077 mg/L	20:04:42
2	V 292.402†	3884.8	5535.8	0.0190 mg/L	0.0190 mg/L	20:04:22
2	Zn 213.857†	59627.2	60653.5	0.8360 mg/L	0.8360 mg/L	20:04:22

Mean Data: 0607164-04 x10

Analyte	Mean Corrected Intensity	Conc. Units	Calib	Std.Dev.	Conc. Units	Std.Dev.	RSD
Y 371.029	3237770.8	0.974 mg/L		0.0015			0.16%
Ag 328.068†	63389.6	0.2252 mg/L		0.00107	0.2252 mg/L	0.00107	0.48%
Al 237.313†	49885.5	5.946 mg/L		0.0337	5.946 mg/L	0.0337	0.57%
As 188.979†	14.0	0.0189 mg/L		0.00369	0.0189 mg/L	0.00369	19.60%
B 182.528†	9.0	0.0223 mg/L		0.00513	0.0223 mg/L	0.00513	23.02%
Ba 233.527†	8985.5	0.0819 mg/L		0.00094	0.0819 mg/L	0.00094	1.14%
Be 313.107†	2784.0	0.0005 mg/L		0.00001	0.0005 mg/L	0.00001	1.72%
Ca 315.886†	930073.2	7.038 mg/L		0.0028	7.038 mg/L	0.0028	0.04%
Cd 228.802†	958.0	0.0248 mg/L		0.00015	0.0248 mg/L	0.00015	0.61%
Co 228.616†	258.3	0.0052 mg/L		0.00012	0.0052 mg/L	0.00012	2.23%
Cr 267.716†	3227.8	0.0206 mg/L		0.00001	0.0206 mg/L	0.00001	0.05%
Cu 324.752†	208225.6	0.7448 mg/L		0.00117	0.7448 mg/L	0.00117	0.16%
Fe 234.349†	725644.6	15.89 mg/L		0.047	15.89 mg/L	0.047	0.30%
Fe 238.204†	1806803.9	15.95 mg/L		0.014	15.95 mg/L	0.014	0.08%
K 766.490†	1472.4	0.6925 mg/L		0.00489	0.6925 mg/L	0.00489	0.71%
Li 670.784†	416.0	0.0083 mg/L		0.00077	0.0083 mg/L	0.00077	9.31%
Mg 279.077†	39930.0	1.569 mg/L		0.0162	1.569 mg/L	0.0162	1.03%
Mn 257.610†	300972.6	0.3751 mg/L		0.00007	0.3751 mg/L	0.00007	0.02%
Mo 202.031†	42.9	0.0029 mg/L		0.00019	0.0029 mg/L	0.00019	6.46%
Na 589.592	7043.2	0.7200 mg/L		0.00801	0.7200 mg/L	0.00801	1.11%
Ni 231.604†	2353.7	0.0781 mg/L		0.00095	0.0781 mg/L	0.00095	1.22%
P 214.914†	1248.0	0.9095 mg/L		0.01929	0.9095 mg/L	0.01929	2.12%
Pb 220.353†	72909.5	8.637 mg/L		0.0605	8.637 mg/L	0.0605	0.70%
Sb 206.836†	23.3	0.0098 mg/L		0.00020	0.0098 mg/L	0.00020	2.01%
Se 196.026†	-1.2	-0.0017 mg/L		0.00228	-0.0017 mg/L	0.00228	134.66%
Sn 189.927†	314.2	0.0899 mg/L		0.00117	0.0899 mg/L	0.00117	1.30%
Sr 407.771†	1352159.1	0.0603 mg/L		0.00004	0.0603 mg/L	0.00004	0.07%
Ti 337.279†	199484.5	0.2749 mg/L		0.00044	0.2749 mg/L	0.00044	0.16%
Tl 190.801†	2.5	0.0063 mg/L		0.00199	0.0063 mg/L	0.00199	31.82%
V 292.402†	5508.9	0.0189 mg/L		0.00016	0.0189 mg/L	0.00016	0.85%
Zn 213.857†	60371.9	0.8321 mg/L		0.00550	0.8321 mg/L	0.00550	0.66%

Sequence No.: 40
 Sample ID: 0607164-05
 Analyst:
 Initial Sample Wt:

Autosampler Location: 30
 Date Collected: 7/15/2006 8:06:20 PM
 Data Type: Original
 Initial Sample Vol:

Dilution:

Sample Prep Vol:

Replicate Data: 0607164-05

Repl#	Analyte	Net Intensity	Corrected Intensity	Calib. Conc. Units	Sample Conc. Units	Analysis Time
1	K 766.490†	14515.6	14111.6	6.879 mg/L	6.879 mg/L	20:07:58
1	Li 670.784†	3424.0	3374.5	0.0921 mg/L	0.0921 mg/L	20:07:58
1	Na 589.592	58854.7	60041.6	7.431 mg/L	7.431 mg/L	20:07:58
1	Y 371.029	3301918.4	3301918.4	0.993 mg/L		20:08:22
1	Ag 328.068†	316040.0	320527.2	1.148 mg/L	1.148 mg/L	20:08:27
1	Al 237.313†	515352.8	518883.5	61.90 mg/L	61.90 mg/L	20:08:22
1	As 188.979†	98.2	93.3	0.1314 mg/L	0.1314 mg/L	20:08:47
1	B 182.528†	34.9	40.4	0.1013 mg/L	0.1013 mg/L	20:08:47
1	Ba 233.527†	116121.4	117032.9	1.081 mg/L	1.081 mg/L	20:08:27
1	Be 313.107†	37900.2	35702.4	0.0061 mg/L	0.0061 mg/L	20:08:27
1	Ca 315.886†	15391230.1	15494107.5	117.3 mg/L	117.3 mg/L	20:08:15
1	Cd 228.802†	3424.4	3326.9	0.0879 mg/L	0.0879 mg/L	20:08:47
1	Co 228.616†	1853.9	2046.8	0.0517 mg/L	0.0517 mg/L	20:08:47
1	Cr 267.716†	105064.3	104891.4	0.7177 mg/L	0.7177 mg/L	20:08:27
1	Cu 324.752†	2012342.2	2019185.3	7.235 mg/L	7.235 mg/L	20:08:22
1	Fe 234.349†	7233897.3	7281371.7	159.6 mg/L	159.6 mg/L	20:08:15
1	Fe 238.204†	16628454.7	16738804.2	147.9 mg/L	147.9 mg/L	20:08:15
1	Mg 279.077†	466225.7	468930.1	18.66 mg/L	18.66 mg/L	20:08:22
1	Mn 257.610†	1789770.0	1800106.0	2.255 mg/L	2.255 mg/L	20:08:22
1	Mo 202.031†	376.5	341.5	0.0261 mg/L	0.0261 mg/L	20:08:47
1	Ni 231.604†	19136.5	19242.7	0.6573 mg/L	0.6573 mg/L	20:08:27
1	P 214.914†	12544.3	12548.6	9.033 mg/L	9.033 mg/L	20:08:27
1	Pb 220.353†	318623.0	320909.4	38.02 mg/L	38.02 mg/L	20:08:27
1	Sb 206.836†	266.2	260.6	0.1198 mg/L	0.1198 mg/L	20:08:47
1	Se 196.026†	-9.7	-1.6	-0.0022 mg/L	-0.0022 mg/L	20:08:47
1	Sn 189.927†	1692.3	1620.7	0.4796 mg/L	0.4796 mg/L	20:08:47
1	Sr 407.771†	Saturated2	Saturated2			20:08:47
Saturated in preshot (code 2)						
1	Ti 337.279†	2062664.7	2078592.3	2.871 mg/L	2.871 mg/L	20:08:22
1	Tl 190.801†	12.2	12.2	0.0402 mg/L	0.0402 mg/L	20:08:47
1	V 292.402†	84046.3	86152.4	0.3174 mg/L	0.3174 mg/L	20:08:27
1	Zn 213.857†	412906.7	415041.5	5.722 mg/L	5.722 mg/L	20:08:27
2	K 766.490†	14240.7	13843.4	6.748 mg/L	6.748 mg/L	20:08:03
2	Li 670.784†	3354.9	3306.9	0.0902 mg/L	0.0902 mg/L	20:08:03
2	Na 589.592	58098.2	59285.1	7.335 mg/L	7.335 mg/L	20:08:03
2	Y 371.029	3299962.6	3299962.6	0.993 mg/L		20:09:02
2	Ag 328.068†	314310.9	318974.0	1.142 mg/L	1.142 mg/L	20:09:08
2	Al 237.313†	514470.3	518302.0	61.83 mg/L	61.83 mg/L	20:09:02
2	As 188.979†	99.2	94.3	0.1329 mg/L	0.1329 mg/L	20:09:28
2	B 182.528†	32.7	38.3	0.0959 mg/L	0.0959 mg/L	20:09:28
2	Ba 233.527†	115928.9	116908.3	1.080 mg/L	1.080 mg/L	20:09:08
2	Be 313.107†	37654.8	35477.8	0.0060 mg/L	0.0060 mg/L	20:09:08
2	Ca 315.886†	15330351.0	15441967.6	116.9 mg/L	116.9 mg/L	20:08:56
2	Cd 228.802†	3413.1	3317.5	0.0877 mg/L	0.0877 mg/L	20:09:28
2	Co 228.616†	1868.6	2062.8	0.0521 mg/L	0.0521 mg/L	20:09:28
2	Cr 267.716†	104853.7	104741.9	0.7167 mg/L	0.7167 mg/L	20:09:08
2	Cu 324.752†	2020572.7	2028676.6	7.269 mg/L	7.269 mg/L	20:09:02
2	Fe 234.349†	7220876.2	7272571.8	159.4 mg/L	159.4 mg/L	20:08:56
2	Fe 238.204†	16599025.7	16719082.0	147.7 mg/L	147.7 mg/L	20:08:56
2	Mg 279.077†	465354.5	468330.6	18.64 mg/L	18.64 mg/L	20:09:02
2	Mn 257.610†	1786037.6	1797414.3	2.251 mg/L	2.251 mg/L	20:09:02
2	Mo 202.031†	386.5	351.8	0.0269 mg/L	0.0269 mg/L	20:09:28
2	Ni 231.604†	18991.4	19107.9	0.6527 mg/L	0.6527 mg/L	20:09:08
2	P 214.914†	12608.4	12620.7	9.085 mg/L	9.085 mg/L	20:09:08
2	Pb 220.353†	317023.0	319487.8	37.85 mg/L	37.85 mg/L	20:09:08
2	Sb 206.836†	269.4	264.0	0.1216 mg/L	0.1216 mg/L	20:09:28
2	Se 196.026†	1.2	9.4	0.0122 mg/L	0.0122 mg/L	20:09:28
2	Sn 189.927†	1690.0	1619.4	0.4792 mg/L	0.4792 mg/L	20:09:28
2	Sr 407.771†	Saturated2	Saturated2			20:09:28
Saturated in preshot (code 2)						
2	Ti 337.279†	2061399.1	2078548.1	2.871 mg/L	2.871 mg/L	20:09:02
2	Tl 190.801†	8.2	8.2	0.0369 mg/L	0.0369 mg/L	20:09:28
2	V 292.402†	83743.1	85897.1	0.3164 mg/L	0.3164 mg/L	20:09:08
2	Zn 213.857†	411303.7	413673.2	5.703 mg/L	5.703 mg/L	20:09:08

Mean Data: 0607164-05

Analyte	Mean Corrected Intensity	Calib Conc. Units	Std.Dev.	Sample Conc. Units	Std.Dev.	RSD
Y 371.029	3300940.5	0.993 mg/L	0.0004			0.04%
Ag 328.068†	319750.6	1.145 mg/L	0.0039	1.145 mg/L	0.0039	0.34%
Al 237.313†	518592.8	61.86 mg/L	0.049	61.86 mg/L	0.049	0.08%
As 188.979†	93.8	0.1321 mg/L	0.00107	0.1321 mg/L	0.00107	0.81%
B 182.528†	39.3	0.0986 mg/L	0.00383	0.0986 mg/L	0.00383	3.88%
Ba 233.527†	116970.6	1.081 mg/L	0.0008	1.081 mg/L	0.0008	0.08%
Be 313.107†	35590.1	0.0060 mg/L	0.00003	0.0060 mg/L	0.00003	0.56%
Ca 315.886†	15468037.5	117.1 mg/L	0.28	117.1 mg/L	0.28	0.24%
Cd 228.802†	3322.2	0.0878 mg/L	0.00018	0.0878 mg/L	0.00018	0.21%
Co 228.616†	2054.8	0.0519 mg/L	0.00033	0.0519 mg/L	0.00033	0.63%
Cr 267.716†	104816.6	0.7172 mg/L	0.00072	0.7172 mg/L	0.00072	0.10%
Cu 324.752†	2023931.0	7.252 mg/L	0.0239	7.252 mg/L	0.0239	0.33%
Fe 234.349†	7276971.7	159.5 mg/L	0.14	159.5 mg/L	0.14	0.09%
Fe 238.204†	16728943.1	147.8 mg/L	0.12	147.8 mg/L	0.12	0.08%
K 766.490†	13977.5	6.813 mg/L	0.0928	6.813 mg/L	0.0928	1.36%
Li 670.784†	3340.7	0.0912 mg/L	0.00135	0.0912 mg/L	0.00135	1.49%
Mg 279.077†	468630.4	18.65 mg/L	0.017	18.65 mg/L	0.017	0.09%
Mn 257.610†	1798760.2	2.253 mg/L	0.0024	2.253 mg/L	0.0024	0.11%
Mo 202.031†	346.7	0.0265 mg/L	0.00056	0.0265 mg/L	0.00056	2.13%
Na 589.592	59663.3	7.383 mg/L	0.0677	7.383 mg/L	0.0677	0.92%
Ni 231.604†	19175.3	0.6550 mg/L	0.00327	0.6550 mg/L	0.00327	0.50%
P 214.914†	12584.6	9.059 mg/L	0.0366	9.059 mg/L	0.0366	0.40%
Pb 220.353†	320198.6	37.94 mg/L	0.119	37.94 mg/L	0.119	0.31%
Sb 206.836†	262.3	0.1207 mg/L	0.00130	0.1207 mg/L	0.00130	1.08%
Se 196.026†	3.9	0.0050 mg/L	0.01018	0.0050 mg/L	0.01018	202.16%
Sn 189.927†	1620.0	0.4794 mg/L	0.00028	0.4794 mg/L	0.00028	0.06%
Sr 407.771†	Saturated2					
Ti 337.279†	2078570.2	2.871 mg/L	0.0000	2.871 mg/L	0.0000	0.00%
Tl 190.801†	10.2	0.0386 mg/L	0.00231	0.0386 mg/L	0.00231	5.99%
V 292.402†	86024.8	0.3169 mg/L	0.00069	0.3169 mg/L	0.00069	0.22%
Zn 213.857†	414357.3	5.712 mg/L	0.0133	5.712 mg/L	0.0133	0.23%

Sequence No.: 41

Sample ID: 0607164-05 x10

Analyst:

Initial Sample Wt:

Dilution:

Autosampler Location: 31

Date Collected: 7/15/2006 8:11:06 PM

Data Type: Original

Initial Sample Vol:

Sample Prep Vol:

Replicate Data: 0607164-05 x10

Repl#	Analyte	Net Intensity	Corrected Intensity	Calib. Conc. Units	Sample Conc. Units	Analysis Time
1	K 766.490†	1866.4	1426.4	0.6700 mg/L	0.6700 mg/L	20:12:42
1	Li 670.784†	459.0	401.6	0.0079 mg/L	0.0079 mg/L	20:12:42
1	Na 589.592	5085.9	6272.8	0.6225 mg/L	0.6225 mg/L	20:12:42
1	Y 371.029	3218551.8	3218551.8	0.968 mg/L		20:12:57
1	Ag 328.068†	70005.9	74670.3	0.2656 mg/L	0.2656 mg/L	20:13:03
1	Al 237.313†	52637.2	54440.5	6.487 mg/L	6.487 mg/L	20:13:03
1	As 188.979†	15.3	10.2	0.0133 mg/L	0.0133 mg/L	20:13:23
1	B 182.528†	0.5	5.8	0.0143 mg/L	0.0143 mg/L	20:13:23
1	Ba 233.527†	11941.5	12466.5	0.1141 mg/L	0.1141 mg/L	20:13:03
1	Be 313.107†	5973.0	3716.9	0.0007 mg/L	0.0007 mg/L	20:13:03
1	Ca 315.886†	1600439.7	1652660.7	12.51 mg/L	12.51 mg/L	20:12:57
1	Cd 228.802†	467.8	362.6	0.0092 mg/L	0.0092 mg/L	20:13:23
1	Co 228.616†	31.0	212.6	0.0038 mg/L	0.0038 mg/L	20:13:23
1	Cr 267.716†	11705.4	11212.3	0.0750 mg/L	0.0750 mg/L	20:13:03
1	Cu 324.752†	212482.2	212808.1	0.7616 mg/L	0.7616 mg/L	20:13:03
1	Fe 234.349†	800789.5	826047.5	18.09 mg/L	18.09 mg/L	20:12:57
1	Fe 238.204†	1990652.5	2054846.1	18.14 mg/L	18.14 mg/L	20:12:57
1	Mg 279.077†	50880.2	52128.8	2.053 mg/L	2.053 mg/L	20:13:03
1	Mn 257.610†	192206.9	196852.2	0.2446 mg/L	0.2446 mg/L	20:13:03
1	Mo 202.031†	93.7	59.2	0.0041 mg/L	0.0041 mg/L	20:13:23
1	Ni 231.604†	2067.0	2112.7	0.0698 mg/L	0.0698 mg/L	20:13:03
1	P 214.914†	1417.3	1384.0	1.007 mg/L	1.007 mg/L	20:13:23
1	Pb 220.353†	34064.4	35332.7	4.185 mg/L	4.185 mg/L	20:13:03
1	Sb 206.836†	44.6	38.6	0.0169 mg/L	0.0169 mg/L	20:13:23
1	Se 196.026†	-8.5	-0.5	-0.0008 mg/L	-0.0008 mg/L	20:13:23
1	Sn 189.927†	256.4	181.9	0.0514 mg/L	0.0514 mg/L	20:13:23

1	Sr 407.771†	2146984.0	2211038.0	0.0988 mg/L	0.0988 mg/L	20:12:57
1	Ti 337.279†	211416.5	220454.7	0.3038 mg/L	0.3038 mg/L	20:13:03
1	Tl 190.801†	9.1	9.3	0.0094 mg/L	0.0094 mg/L	20:13:23
1	V 292.402†	7260.9	9042.0	0.0326 mg/L	0.0326 mg/L	20:13:03
1	Zn 213.857†	44522.8	45350.7	0.6243 mg/L	0.6243 mg/L	20:13:03
2	K 766.490†	1879.3	1427.0	0.6702 mg/L	0.6702 mg/L	20:12:47
2	Li 670.784†	436.5	375.4	0.0072 mg/L	0.0072 mg/L	20:12:47
2	Na 589.592	5157.8	6344.7	0.6316 mg/L	0.6316 mg/L	20:12:47
2	Y 371.029	3239784.4	3239784.4	0.975 mg/L		20:13:31
2	Ag 328.068†	69551.6	73730.3	0.2622 mg/L	0.2622 mg/L	20:13:36
2	Al 237.313†	52192.8	53628.4	6.388 mg/L	6.388 mg/L	20:13:36
2	As 188.979†	16.3	11.1	0.0146 mg/L	0.0146 mg/L	20:13:56
2	B 182.528†	-1.4	3.8	0.0092 mg/L	0.0092 mg/L	20:13:56
2	Ba 233.527†	11910.5	12353.8	0.1130 mg/L	0.1130 mg/L	20:13:36
2	Be 313.107†	5912.9	3614.9	0.0007 mg/L	0.0007 mg/L	20:13:36
2	Ca 315.886†	1611249.0	1652918.6	12.51 mg/L	12.51 mg/L	20:13:31
2	Cd 228.802†	484.6	376.7	0.0095 mg/L	0.0095 mg/L	20:13:56
2	Co 228.616†	39.7	221.3	0.0041 mg/L	0.0041 mg/L	20:13:56
2	Cr 267.716†	11689.7	11116.9	0.0744 mg/L	0.0744 mg/L	20:13:36
2	Cu 324.752†	211088.2	209939.7	0.7513 mg/L	0.7513 mg/L	20:13:36
2	Fe 234.349†	807696.8	827714.4	18.13 mg/L	18.13 mg/L	20:13:31
2	Fe 238.204†	2005973.6	2057092.0	18.16 mg/L	18.16 mg/L	20:13:31
2	Mg 279.077†	50345.0	51235.2	2.018 mg/L	2.018 mg/L	20:13:36
2	Mn 257.610†	190862.7	194172.1	0.2412 mg/L	0.2412 mg/L	20:13:36
2	Mo 202.031†	92.0	56.9	0.0040 mg/L	0.0040 mg/L	20:13:56
2	Ni 231.604†	2021.8	2052.3	0.0677 mg/L	0.0677 mg/L	20:13:36
2	P 214.914†	1422.5	1379.7	1.004 mg/L	1.004 mg/L	20:13:56
2	Pb 220.353†	33758.9	34788.7	4.121 mg/L	4.121 mg/L	20:13:36
2	Sb 206.836†	57.3	51.4	0.0236 mg/L	0.0236 mg/L	20:13:56
2	Se 196.026†	-7.6	0.4	0.0004 mg/L	0.0004 mg/L	20:13:56
2	Sn 189.927†	258.6	182.4	0.0516 mg/L	0.0516 mg/L	20:13:56
2	Sr 407.771†	2159399.9	2209244.8	0.0987 mg/L	0.0987 mg/L	20:13:31
2	Ti 337.279†	209884.5	217451.9	0.2997 mg/L	0.2997 mg/L	20:13:36
2	Tl 190.801†	7.5	7.6	0.0080 mg/L	0.0080 mg/L	20:13:56
2	V 292.402†	7173.8	8903.5	0.0321 mg/L	0.0321 mg/L	20:13:36
2	Zn 213.857†	44063.1	44577.7	0.6136 mg/L	0.6136 mg/L	20:13:36

Mean Data: 0607164-05 x10

Analyte	Mean Corrected		Calib Units	Std.Dev.	Sample		Std.Dev.	RSD
	Intensity	Conc.			Conc.	Units		
Y 371.029	3229168.1	0.971 mg/L	mg/L	0.0045				0.46%
Ag 328.068†	74200.3	0.2639 mg/L	mg/L	0.00237	0.2639 mg/L	0.00237	0.00237	0.90%
Al 237.313†	54034.4	6.438 mg/L	mg/L	0.0694	6.438 mg/L	0.0694	0.0694	1.08%
As 188.979†	10.6	0.0139 mg/L	mg/L	0.00094	0.0139 mg/L	0.00094	0.00094	6.72%
B 182.528†	4.8	0.0118 mg/L	mg/L	0.00354	0.0118 mg/L	0.00354	0.00354	30.13%
Ba 233.527†	12410.2	0.1135 mg/L	mg/L	0.00074	0.1135 mg/L	0.00074	0.00074	0.65%
Be 313.107†	3665.9	0.0007 mg/L	mg/L	0.00001	0.0007 mg/L	0.00001	0.00001	1.81%
Ca 315.886†	1652789.6	12.51 mg/L	mg/L	0.001	12.51 mg/L	0.001	0.001	0.01%
Cd 228.802†	369.7	0.0094 mg/L	mg/L	0.00026	0.0094 mg/L	0.00026	0.00026	2.76%
Co 228.616†	216.9	0.0040 mg/L	mg/L	0.00019	0.0040 mg/L	0.00019	0.00019	4.70%
Cr 267.716†	11164.6	0.0747 mg/L	mg/L	0.00045	0.0747 mg/L	0.00045	0.00045	0.61%
Cu 324.752†	211373.9	0.7565 mg/L	mg/L	0.00724	0.7565 mg/L	0.00724	0.00724	0.96%
Fe 234.349†	826880.9	18.11 mg/L	mg/L	0.026	18.11 mg/L	0.026	0.026	0.14%
Fe 238.204†	2055969.0	18.15 mg/L	mg/L	0.014	18.15 mg/L	0.014	0.014	0.08%
K 766.490†	1426.7	0.6701 mg/L	mg/L	0.00019	0.6701 mg/L	0.00019	0.00019	0.03%
Li 670.784†	388.5	0.0075 mg/L	mg/L	0.00052	0.0075 mg/L	0.00052	0.00052	6.95%
Mg 279.077†	51682.0	2.036 mg/L	mg/L	0.0253	2.036 mg/L	0.0253	0.0253	1.24%
Mn 257.610†	195512.2	0.2429 mg/L	mg/L	0.00238	0.2429 mg/L	0.00238	0.00238	0.98%
Mo 202.031†	58.1	0.0041 mg/L	mg/L	0.00013	0.0041 mg/L	0.00013	0.00013	3.17%
Na 589.592	6308.7	0.6270 mg/L	mg/L	0.00644	0.6270 mg/L	0.00644	0.00644	1.03%
Ni 231.604†	2082.5	0.0688 mg/L	mg/L	0.00146	0.0688 mg/L	0.00146	0.00146	2.13%
P 214.914†	1381.9	1.006 mg/L	mg/L	0.0022	1.006 mg/L	0.0022	0.0022	0.22%
Pb 220.353†	35060.7	4.153 mg/L	mg/L	0.0456	4.153 mg/L	0.0456	0.0456	1.10%
Sb 206.836†	45.0	0.0203 mg/L	mg/L	0.00477	0.0203 mg/L	0.00477	0.00477	23.57%
Se 196.026†	-0.0	-0.0002 mg/L	mg/L	0.00084	-0.0002 mg/L	0.00084	0.00084	518.13%
Sn 189.927†	182.2	0.0515 mg/L	mg/L	0.00010	0.0515 mg/L	0.00010	0.00010	0.20%
Sr 407.771†	2210141.4	0.0988 mg/L	mg/L	0.00006	0.0988 mg/L	0.00006	0.00006	0.06%
Ti 337.279†	218953.3	0.3018 mg/L	mg/L	0.00293	0.3018 mg/L	0.00293	0.00293	0.97%
Tl 190.801†	8.4	0.0087 mg/L	mg/L	0.00102	0.0087 mg/L	0.00102	0.00102	11.66%
V 292.402†	8972.7	0.0324 mg/L	mg/L	0.00039	0.0324 mg/L	0.00039	0.00039	1.21%
Zn 213.857†	44964.2	0.6189 mg/L	mg/L	0.00755	0.6189 mg/L	0.00755	0.00755	1.22%

Sequence No.: 42
 Sample ID: 0607164-06
 Analyst:
 Initial Sample Wt:
 Dilution:

Autosampler Location: 32
 Date Collected: 7/15/2006 8:15:35 PM
 Data Type: Original
 Initial Sample Vol:
 Sample Prep Vol:

Replicate Data: 0607164-06

Repl#	Analyte	Net Intensity	Corrected Intensity	Calib. Conc.	Units	Sample Conc.	Units	Analysis Time
1	K 766.490†	13394.2	13135.8	6.401	mg/L	6.401	mg/L	20:17:10
1	Li 670.784†	2961.3	2942.5	0.0799	mg/L	0.0799	mg/L	20:17:10
1	Na 589.592	81573.0	82759.9	10.31	mg/L	10.31	mg/L	20:17:10
1	Y 371.029	3264853.4	3264853.4	0.982	mg/L			20:17:42
1	Ag 328.068†	344902.6	353525.0	1.267	mg/L	1.267	mg/L	20:17:42
1	Al 237.313†	460737.3	469167.8	55.76	mg/L	55.76	mg/L	20:17:42
1	As 188.979†	77.5	73.3	0.1026	mg/L	0.1026	mg/L	20:18:08
1	B 182.528†	64.4	70.9	0.1779	mg/L	0.1779	mg/L	20:18:08
1	Ba 233.527†	87131.4	88844.5	0.8203	mg/L	0.8203	mg/L	20:17:47
1	Be 313.107†	23632.2	21608.9	0.0044	mg/L	0.0044	mg/L	20:17:47
1	Ca 315.886†	13851405.0	14102271.6	106.8	mg/L	106.8	mg/L	20:17:32
1	Cd 228.802†	4976.7	4946.5	0.1309	mg/L	0.1309	mg/L	20:18:08
1	Co 228.616†	1664.2	1875.0	0.0479	mg/L	0.0479	mg/L	20:18:08
1	Cr 267.716†	432581.6	439546.7	2.990	mg/L	2.990	mg/L	20:17:42
1	Cu 324.752†	3761885.1	3823442.8	13.68	mg/L	13.68	mg/L	20:17:42
1	Fe 234.349†	8563346.8	8717596.4	191.0	mg/L	191.0	mg/L	20:17:32
1	Fe 238.204†	19281614.2	19630103.7	173.4	mg/L	173.4	mg/L	20:17:32
1	Mg 279.077†	399613.9	406439.1	16.15	mg/L	16.15	mg/L	20:17:42
1	Mn 257.610†	1522650.2	1548598.8	1.939	mg/L	1.939	mg/L	20:17:42
1	Mo 202.031†	690.3	665.3	0.0513	mg/L	0.0513	mg/L	20:17:47
1	Ni 231.604†	22543.9	22930.5	0.7838	mg/L	0.7838	mg/L	20:17:47
1	P 214.914†	12357.6	12501.9	9.000	mg/L	9.000	mg/L	20:17:47
1	Pb 220.353†	273131.1	278234.4	32.96	mg/L	32.96	mg/L	20:17:47
1	Sb 206.836†	158.4	153.9	0.0192	mg/L	0.0192	mg/L	20:18:08
1	Se 196.026†	-3.0	5.2	0.0067	mg/L	0.0067	mg/L	20:18:08
1	Sn 189.927†	2722.3	2688.7	0.7920	mg/L	0.7920	mg/L	20:18:08
1	Sr 407.771†	Saturated2	Saturated2					20:18:08
Saturated in preshot (code 2)								
1	Ti 337.279†	1630331.2	1661995.2	2.296	mg/L	2.296	mg/L	20:17:42
1	Tl 190.801†	-13.7	-14.0	0.0135	mg/L	0.0135	mg/L	20:18:08
1	V 292.402†	141814.1	145928.0	0.5503	mg/L	0.5503	mg/L	20:17:47
1	Zn 213.857†	902745.8	918479.5	12.68	mg/L	12.68	mg/L	20:17:42
2	K 766.490†	13260.5	13061.0	6.365	mg/L	6.365	mg/L	20:17:15
2	Li 670.784†	3010.0	3006.0	0.0817	mg/L	0.0817	mg/L	20:17:15
2	Na 589.592	81717.4	82904.3	10.33	mg/L	10.33	mg/L	20:17:15
2	Y 371.029	3250103.0	3250103.0	0.978	mg/L			20:18:31
2	Ag 328.068†	341189.6	351321.2	1.259	mg/L	1.259	mg/L	20:18:31
2	Al 237.313†	457074.0	467550.1	55.57	mg/L	55.57	mg/L	20:18:31
2	As 188.979†	79.4	75.7	0.1060	mg/L	0.1060	mg/L	20:18:56
2	B 182.528†	63.7	70.4	0.1767	mg/L	0.1767	mg/L	20:18:56
2	Ba 233.527†	86775.4	88883.0	0.8206	mg/L	0.8206	mg/L	20:18:36
2	Be 313.107†	23580.7	21665.4	0.0044	mg/L	0.0044	mg/L	20:18:36
2	Ca 315.886†	13821927.3	14136126.7	107.0	mg/L	107.0	mg/L	20:18:21
2	Cd 228.802†	4972.4	4965.0	0.1314	mg/L	0.1314	mg/L	20:18:56
2	Co 228.616†	1680.5	1899.2	0.0486	mg/L	0.0486	mg/L	20:18:56
2	Cr 267.716†	429024.1	437907.1	2.979	mg/L	2.979	mg/L	20:18:31
2	Cu 324.752†	3731832.5	3810089.1	13.63	mg/L	13.63	mg/L	20:18:31
2	Fe 234.349†	8537847.0	8731085.3	191.3	mg/L	191.3	mg/L	20:18:21
2	Fe 238.204†	19238962.6	19675576.7	173.8	mg/L	173.8	mg/L	20:18:21
2	Mg 279.077†	395241.1	403813.3	16.05	mg/L	16.05	mg/L	20:18:31
2	Mn 257.610†	1509270.3	1541950.2	1.931	mg/L	1.931	mg/L	20:18:31
2	Mo 202.031†	721.8	700.7	0.0540	mg/L	0.0540	mg/L	20:18:36
2	Ni 231.604†	22676.8	23170.7	0.7920	mg/L	0.7920	mg/L	20:18:36
2	P 214.914†	12075.9	12270.9	8.834	mg/L	8.834	mg/L	20:18:36
2	Pb 220.353†	271301.0	277624.6	32.89	mg/L	32.89	mg/L	20:18:36
2	Sb 206.836†	154.6	150.8	0.0178	mg/L	0.0178	mg/L	20:18:56
2	Se 196.026†	-6.2	1.9	0.0024	mg/L	0.0024	mg/L	20:18:56
2	Sn 189.927†	2714.8	2693.6	0.7934	mg/L	0.7934	mg/L	20:18:56
2	Sr 407.771†	Saturated2	Saturated2					20:18:56
Saturated in preshot (code 2)								

2	Ti 337.279†	1618303.8	1657227.4	2.289 mg/L	2.289 mg/L	20:18:31
2	Tl 190.801†	-0.5	-0.6	0.0243 mg/L	0.0243 mg/L	20:18:56
2	V 292.402†	140973.8	145723.9	0.5495 mg/L	0.5495 mg/L	20:18:36
2	Zn 213.857†	896370.0	916130.0	12.65 mg/L	12.65 mg/L	20:18:31

Mean Data: 0607164-06

Analyte	Mean Corrected Intensity	Conc. Units	Calib	Std.Dev.	Sample Conc. Units	Std.Dev.	RSD
Y 371.029	3257478.2	0.980 mg/L		0.0031			0.32%
Ag 328.068†	352423.1	1.263 mg/L		0.0055	1.263 mg/L	0.0055	0.44%
Al 237.313†	468358.9	55.67 mg/L		0.139	55.67 mg/L	0.139	0.25%
As 188.979†	74.5	0.1043 mg/L		0.00238	0.1043 mg/L	0.00238	2.29%
B 182.528†	70.6	0.1773 mg/L		0.00085	0.1773 mg/L	0.00085	0.48%
Ba 233.527†	88863.8	0.8204 mg/L		0.00025	0.8204 mg/L	0.00025	0.03%
Be 313.107†	21637.1	0.0044 mg/L		0.00001	0.0044 mg/L	0.00001	0.26%
Ca 315.886†	14119199.2	106.9 mg/L		0.18	106.9 mg/L	0.18	0.17%
Cd 228.802†	4955.7	0.1312 mg/L		0.00034	0.1312 mg/L	0.00034	0.26%
Co 228.616†	1887.1	0.0482 mg/L		0.00051	0.0482 mg/L	0.00051	1.06%
Cr 267.716†	438726.9	2.985 mg/L		0.0079	2.985 mg/L	0.0079	0.26%
Cu 324.752†	3816766.0	13.65 mg/L		0.034	13.65 mg/L	0.034	0.25%
Fe 234.349†	8724340.8	191.2 mg/L		0.21	191.2 mg/L	0.21	0.11%
Fe 238.204†	19652840.2	173.6 mg/L		0.28	173.6 mg/L	0.28	0.16%
K 766.490†	13098.4	6.383 mg/L		0.0259	6.383 mg/L	0.0259	0.41%
Li 670.784†	2974.3	0.0808 mg/L		0.00127	0.0808 mg/L	0.00127	1.57%
Mg 279.077†	405126.2	16.10 mg/L		0.074	16.10 mg/L	0.074	0.46%
Mn 257.610†	1545274.5	1.935 mg/L		0.0059	1.935 mg/L	0.0059	0.30%
Mo 202.031†	683.0	0.0526 mg/L		0.00194	0.0526 mg/L	0.00194	3.69%
Na 589.592	82832.1	10.32 mg/L		0.013	10.32 mg/L	0.013	0.13%
Ni 231.604†	23050.6	0.7879 mg/L		0.00582	0.7879 mg/L	0.00582	0.74%
P 214.914†	12386.4	8.917 mg/L		0.1174	8.917 mg/L	0.1174	1.32%
Pb 220.353†	277929.5	32.92 mg/L		0.051	32.92 mg/L	0.051	0.16%
Sb 206.836†	152.3	0.0185 mg/L		0.00103	0.0185 mg/L	0.00103	5.55%
Se 196.026†	3.6	0.0046 mg/L		0.00304	0.0046 mg/L	0.00304	66.35%
Sn 189.927†	2691.2	0.7927 mg/L		0.00102	0.7927 mg/L	0.00102	0.13%
Sr 407.771†	Saturated2						
Ti 337.279†	1659611.3	2.292 mg/L		0.0047	2.292 mg/L	0.0047	0.20%
Tl 190.801†	-7.3	0.0189 mg/L		0.00765	0.0189 mg/L	0.00765	40.41%
V 292.402†	145825.9	0.5499 mg/L		0.00056	0.5499 mg/L	0.00056	0.10%
Zn 213.857†	917304.7	12.66 mg/L		0.023	12.66 mg/L	0.023	0.18%

=====

Sequence No.: 43

Sample ID: 0607164-06 x5

Analyst:

Initial Sample Wt:

Dilution:

Autosampler Location: 33

Date Collected: 7/15/2006 8:20:35 PM

Data Type: Original

Initial Sample Vol:

Sample Prep Vol:

Replicate Data: 0607164-06 x5

Repl#	Analyte	Net Intensity	Corrected Intensity	Calib Conc. Units	Sample Conc. Units	Analysis Time
1	K 766.490†	3099.1	2678.1	1.283 mg/L	1.283 mg/L	20:22:10
1	Li 670.784†	726.0	672.3	0.0156 mg/L	0.0156 mg/L	20:22:10
1	Na 589.592	15983.7	17170.6	2.002 mg/L	2.002 mg/L	20:22:10
1	Y 371.029	3240185.3	3240185.3	0.975 mg/L		20:22:26
1	Ag 328.068†	71993.4	76226.5	0.2721 mg/L	0.2721 mg/L	20:22:32
1	Al 237.313†	93218.6	95709.2	11.36 mg/L	11.36 mg/L	20:22:32
1	As 188.979†	20.1	15.0	0.0201 mg/L	0.0201 mg/L	20:22:52
1	B 182.528†	10.2	15.7	0.0392 mg/L	0.0392 mg/L	20:22:52
1	Ba 233.527†	17876.5	18472.8	0.1696 mg/L	0.1696 mg/L	20:22:32
1	Be 313.107†	6587.0	4305.7	0.0009 mg/L	0.0009 mg/L	20:22:32
1	Ca 315.886†	2945930.4	3021936.0	22.88 mg/L	22.88 mg/L	20:22:26
1	Cd 228.802†	1146.6	1055.8	0.0276 mg/L	0.0276 mg/L	20:22:52
1	Co 228.616†	209.2	395.2	0.0088 mg/L	0.0088 mg/L	20:22:52
1	Cr 267.716†	90637.1	92105.9	0.6253 mg/L	0.6253 mg/L	20:22:32
1	Cu 324.752†	772418.5	785770.1	2.811 mg/L	2.811 mg/L	20:22:26
1	Fe 234.349†	1908323.4	1956721.8	42.87 mg/L	42.87 mg/L	20:22:26
1	Fe 238.204†	4675658.1	4795611.3	42.35 mg/L	42.35 mg/L	20:22:26
1	Mg 279.077†	85374.6	87164.9	3.444 mg/L	3.444 mg/L	20:22:32
1	Mn 257.610†	321068.6	327723.4	0.4087 mg/L	0.4087 mg/L	20:22:32
1	Mo 202.031†	207.5	175.3	0.0132 mg/L	0.0132 mg/L	20:22:52

1	Ni 231.604†	4853.9	4957.5	0.1674 mg/L	0.1674 mg/L	20:22:32
1	P 214.914†	2642.0	2630.6	1.903 mg/L	1.903 mg/L	20:22:52
1	Pb 220.353†	57821.9	59470.1	7.044 mg/L	7.044 mg/L	20:22:32
1	Sb 206.836†	49.3	43.2	0.0084 mg/L	0.0084 mg/L	20:22:52
1	Se 196.026†	-13.4	-5.5	-0.0073 mg/L	-0.0073 mg/L	20:22:52
1	Sn 189.927†	661.9	596.1	0.1735 mg/L	0.1735 mg/L	20:22:52
1	Sr 407.771†	2178093.5	2228148.1	0.0996 mg/L	0.0996 mg/L	20:22:26
1	Ti 337.279†	332263.8	342971.7	0.4731 mg/L	0.4731 mg/L	20:22:32
1	Tl 190.801†	15.3	15.7	0.0168 mg/L	0.0168 mg/L	20:22:52
1	V 292.402†	27719.4	29979.8	0.1121 mg/L	0.1121 mg/L	20:22:32
1	Zn 213.857†	193068.2	197433.3	2.725 mg/L	2.725 mg/L	20:22:32
2	K 766.490†	3184.3	2781.3	1.333 mg/L	1.333 mg/L	20:22:15
2	Li 670.784†	717.7	667.4	0.0154 mg/L	0.0154 mg/L	20:22:15
2	Na 589.592	16002.3	17189.1	2.005 mg/L	2.005 mg/L	20:22:15
2	Y 371.029	3224597.7	3224597.7	0.970 mg/L		20:23:00
2	Ag 328.068†	72310.1	76910.0	0.2745 mg/L	0.2745 mg/L	20:23:05
2	Al 237.313†	93652.0	96618.3	11.47 mg/L	11.47 mg/L	20:23:05
2	As 188.979†	21.7	16.7	0.0225 mg/L	0.0225 mg/L	20:23:26
2	B 182.528†	9.8	15.4	0.0384 mg/L	0.0384 mg/L	20:23:26
2	Ba 233.527†	17913.8	18599.9	0.1707 mg/L	0.1707 mg/L	20:23:05
2	Be 313.107†	6669.1	4423.0	0.0010 mg/L	0.0010 mg/L	20:23:05
2	Ca 315.886†	2922595.5	3012490.5	22.81 mg/L	22.81 mg/L	20:23:00
2	Cd 228.802†	1155.7	1070.9	0.0280 mg/L	0.0280 mg/L	20:23:26
2	Co 228.616†	198.4	385.1	0.0085 mg/L	0.0085 mg/L	20:23:26
2	Cr 267.716†	90983.9	92912.9	0.6307 mg/L	0.6307 mg/L	20:23:05
2	Cu 324.752†	764230.7	781160.2	2.794 mg/L	2.794 mg/L	20:23:00
2	Fe 234.349†	1894092.4	1951515.5	42.76 mg/L	42.76 mg/L	20:23:00
2	Fe 238.204†	4639856.4	4781892.4	42.23 mg/L	42.23 mg/L	20:23:00
2	Mg 279.077†	85493.2	87710.7	3.466 mg/L	3.466 mg/L	20:23:05
2	Mn 257.610†	322022.4	330298.9	0.4119 mg/L	0.4119 mg/L	20:23:05
2	Mo 202.031†	205.6	174.4	0.0131 mg/L	0.0131 mg/L	20:23:26
2	Ni 231.604†	4893.0	5021.8	0.1696 mg/L	0.1696 mg/L	20:23:05
2	P 214.914†	2617.1	2618.0	1.894 mg/L	1.894 mg/L	20:23:26
2	Pb 220.353†	58001.0	59941.5	7.100 mg/L	7.100 mg/L	20:23:05
2	Sb 206.836†	38.0	31.7	0.0022 mg/L	0.0022 mg/L	20:23:26
2	Se 196.026†	-14.8	-7.0	-0.0093 mg/L	-0.0093 mg/L	20:23:26
2	Sn 189.927†	659.9	597.3	0.1738 mg/L	0.1738 mg/L	20:23:26
2	Sr 407.771†	2166677.0	2227180.9	0.0995 mg/L	0.0995 mg/L	20:23:00
2	Ti 337.279†	332539.3	344903.4	0.4758 mg/L	0.4758 mg/L	20:23:05
2	Tl 190.801†	8.1	8.3	0.0108 mg/L	0.0108 mg/L	20:23:26
2	V 292.402†	27844.3	30246.1	0.1132 mg/L	0.1132 mg/L	20:23:05
2	Zn 213.857†	194342.5	199704.4	2.756 mg/L	2.756 mg/L	20:23:05

Mean Data: 0607164-06 x5

Analyte	Mean Corrected Intensity	Conc. Units	Calib	Std.Dev.	Sample Conc. Units	Std.Dev.	RSD
Y 371.029	3232391.5	0.972 mg/L		0.0033			0.34%
Ag 328.068†	76568.3	0.2733 mg/L		0.00172	0.2733 mg/L	0.00172	0.63%
Al 237.313†	96163.8	11.41 mg/L		0.078	11.41 mg/L	0.078	0.68%
As 188.979†	15.9	0.0213 mg/L		0.00177	0.0213 mg/L	0.00177	8.29%
B 182.528†	15.6	0.0388 mg/L		0.00062	0.0388 mg/L	0.00062	1.59%
Ba 233.527†	18536.3	0.1701 mg/L		0.00083	0.1701 mg/L	0.00083	0.49%
Be 313.107†	4364.4	0.0010 mg/L		0.00002	0.0010 mg/L	0.00002	1.66%
Ca 315.886†	3017213.2	22.84 mg/L		0.051	22.84 mg/L	0.051	0.22%
Cd 228.802†	1063.3	0.0278 mg/L		0.00027	0.0278 mg/L	0.00027	0.97%
Co 228.616†	390.1	0.0086 mg/L		0.00021	0.0086 mg/L	0.00021	2.46%
Cr 267.716†	92509.4	0.6280 mg/L		0.00387	0.6280 mg/L	0.00387	0.62%
Cu 324.752†	783465.1	2.802 mg/L		0.0116	2.802 mg/L	0.0116	0.42%
Fe 234.349†	1954118.6	42.81 mg/L		0.081	42.81 mg/L	0.081	0.19%
Fe 238.204†	4788751.8	42.29 mg/L		0.086	42.29 mg/L	0.086	0.20%
K 766.490†	2729.7	1.308 mg/L		0.0357	1.308 mg/L	0.0357	2.73%
Li 670.784†	669.9	0.0155 mg/L		0.00010	0.0155 mg/L	0.00010	0.63%
Mg 279.077†	87437.8	3.455 mg/L		0.0155	3.455 mg/L	0.0155	0.45%
Mn 257.610†	329011.1	0.4103 mg/L		0.00228	0.4103 mg/L	0.00228	0.56%
Mo 202.031†	174.9	0.0131 mg/L		0.00005	0.0131 mg/L	0.00005	0.38%
Na 589.592	17179.9	2.004 mg/L		0.0017	2.004 mg/L	0.0017	0.08%
Ni 231.604†	4989.7	0.1685 mg/L		0.00156	0.1685 mg/L	0.00156	0.93%
P 214.914†	2624.3	1.899 mg/L		0.0064	1.899 mg/L	0.0064	0.34%
Pb 220.353†	59705.8	7.072 mg/L		0.0395	7.072 mg/L	0.0395	0.56%
Sb 206.836†	37.5	0.0053 mg/L		0.00436	0.0053 mg/L	0.00436	82.69%
Se 196.026†	-6.2	-0.0083 mg/L		0.00145	-0.0083 mg/L	0.00145	17.51%

Sn 189.927†	596.7	0.1736 mg/L	0.00024	0.1736 mg/L	0.00024	0.14%
Sr 407.771†	2227664.5	0.0995 mg/L	0.00003	0.0995 mg/L	0.00003	0.03%
Ti 337.279†	343937.6	0.4744 mg/L	0.00189	0.4744 mg/L	0.00189	0.40%
Tl 190.801†	12.0	0.0138 mg/L	0.00423	0.0138 mg/L	0.00423	30.67%
V 292.402†	30112.9	0.1127 mg/L	0.00075	0.1127 mg/L	0.00075	0.67%
Zn 213.857†	198568.8	2.741 mg/L	0.0222	2.741 mg/L	0.0222	0.81%

Sequence No.: 44

Sample ID: 0607164-07

Analyst:

Initial Sample Wt:

Dilution:

Autosampler Location: 34

Date Collected: 7/15/2006 8:25:04 PM

Data Type: Original

Initial Sample Vol:

Sample Prep Vol:

Replicate Data: 0607164-07

Repl#	Analyte	Net Intensity	Corrected Intensity	Calib. Conc. Units	Sample Conc. Units	Analysis Time
1	K 766.490†	16353.0	16309.7	7.955 mg/L	7.955 mg/L	20:26:40
1	Li 670.784†	3213.9	3231.4	0.0881 mg/L	0.0881 mg/L	20:26:40
1	Na 589.592	72076.8	73263.7	9.105 mg/L	9.105 mg/L	20:26:40
1	Y 371.029	3233502.7	3233502.7	0.973 mg/L		20:27:05
1	Ag 328.068†	134685.6	140826.6	0.5070 mg/L	0.5070 mg/L	20:27:10
1	Al 237.313†	477851.0	491308.8	58.57 mg/L	58.57 mg/L	20:27:05
1	As 188.979†	42.7	38.3	0.0517 mg/L	0.0517 mg/L	20:27:30
1	B 182.528†	63.6	70.7	0.1774 mg/L	0.1774 mg/L	20:27:30
1	Ba 233.527†	50125.9	51663.1	0.4766 mg/L	0.4766 mg/L	20:27:10
1	Be 313.107†	22898.7	21088.1	0.0030 mg/L	0.0030 mg/L	20:27:10
1	Ca 315.886†	7365072.5	7571057.4	57.32 mg/L	57.32 mg/L	20:26:58
1	Cd 228.802†	953.0	859.2	0.0233 mg/L	0.0233 mg/L	20:27:30
1	Co 228.616†	1744.2	1973.6	0.0499 mg/L	0.0499 mg/L	20:27:30
1	Cr 267.716†	45225.3	45614.8	0.3154 mg/L	0.3154 mg/L	20:27:10
1	Cu 324.752†	1039859.5	1062336.8	3.820 mg/L	3.820 mg/L	20:27:05
1	Fe 234.349†	7042464.9	7238662.3	158.6 mg/L	158.6 mg/L	20:26:58
1	Fe 238.204†	16252753.2	16706771.7	147.6 mg/L	147.6 mg/L	20:26:58
1	Mg 279.077†	400213.7	411000.4	16.35 mg/L	16.35 mg/L	20:27:05
1	Mn 257.610†	1949718.2	2002655.0	2.509 mg/L	2.509 mg/L	20:27:05
1	Mo 202.031†	240.4	209.6	0.0158 mg/L	0.0158 mg/L	20:27:30
1	Ni 231.604†	8750.0	8973.0	0.3051 mg/L	0.3051 mg/L	20:27:10
1	P 214.914†	8973.3	9144.8	6.586 mg/L	6.586 mg/L	20:27:30
1	Pb 220.353†	101147.4	104131.3	12.34 mg/L	12.34 mg/L	20:27:10
1	Sb 206.836†	46.7	40.7	0.0110 mg/L	0.0110 mg/L	20:27:30
1	Se 196.026†	-8.2	-0.2	-0.0004 mg/L	-0.0004 mg/L	20:27:30
1	Sn 189.927†	1412.2	1368.8	0.4060 mg/L	0.4060 mg/L	20:27:30
1	Sr 407.771†	5352761.2	5496322.6	0.2461 mg/L	0.2461 mg/L	20:26:58
1	Ti 337.279†	1943868.5	2000404.9	2.763 mg/L	2.763 mg/L	20:27:05
1	Tl 190.801†	-19.5	-20.1	0.0192 mg/L	0.0192 mg/L	20:27:30
1	V 292.402†	40147.9	42815.1	0.1455 mg/L	0.1455 mg/L	20:27:10
1	Zn 213.857†	259716.6	266357.1	3.668 mg/L	3.668 mg/L	20:27:10
2	K 766.490†	16215.6	16168.1	7.886 mg/L	7.886 mg/L	20:26:45
2	Li 670.784†	3298.3	3318.1	0.0905 mg/L	0.0905 mg/L	20:26:45
2	Na 589.592	71710.2	72897.1	9.059 mg/L	9.059 mg/L	20:26:45
2	Y 371.029	3233561.5	3233561.5	0.973 mg/L		20:27:46
2	Ag 328.068†	135984.0	142158.9	0.5118 mg/L	0.5118 mg/L	20:27:52
2	Al 237.313†	478051.6	491506.1	58.59 mg/L	58.59 mg/L	20:27:46
2	As 188.979†	49.0	44.7	0.0611 mg/L	0.0611 mg/L	20:28:12
2	B 182.528†	68.5	75.7	0.1901 mg/L	0.1901 mg/L	20:28:12
2	Ba 233.527†	50967.7	52527.4	0.4846 mg/L	0.4846 mg/L	20:27:52
2	Be 313.107†	23004.8	21196.7	0.0031 mg/L	0.0031 mg/L	20:27:52
2	Ca 315.886†	7387603.0	7594080.7	57.50 mg/L	57.50 mg/L	20:27:40
2	Cd 228.802†	945.5	851.5	0.0231 mg/L	0.0231 mg/L	20:28:12
2	Co 228.616†	1731.2	1960.2	0.0495 mg/L	0.0495 mg/L	20:28:12
2	Cr 267.716†	45730.5	46133.3	0.3189 mg/L	0.3189 mg/L	20:27:52
2	Cu 324.752†	1044130.9	1066708.4	3.836 mg/L	3.836 mg/L	20:27:46
2	Fe 234.349†	7076352.8	7273366.9	159.4 mg/L	159.4 mg/L	20:27:40
2	Fe 238.204†	16286312.4	16740966.2	147.9 mg/L	147.9 mg/L	20:27:40
2	Mg 279.077†	400746.9	411541.0	16.37 mg/L	16.37 mg/L	20:27:46
2	Mn 257.610†	1951516.2	2004466.9	2.511 mg/L	2.511 mg/L	20:27:46
2	Mo 202.031†	262.1	232.0	0.0176 mg/L	0.0176 mg/L	20:28:12
2	Ni 231.604†	9042.2	9273.1	0.3154 mg/L	0.3154 mg/L	20:27:52
2	P 214.914†	8938.5	9108.9	6.560 mg/L	6.560 mg/L	20:28:12
2	Pb 220.353†	102035.3	105042.2	12.45 mg/L	12.45 mg/L	20:27:52

2	Sb 206.836†	47.9	41.8	0.0115 mg/L	0.0115 mg/L	20:28:12
2	Se 196.026†	-2.3	5.8	0.0075 mg/L	0.0075 mg/L	20:28:12
2	Sn 189.927†	1409.7	1366.2	0.4053 mg/L	0.4053 mg/L	20:28:12
2	Sr 407.771†	5379151.1	5523350.9	0.2473 mg/L	0.2473 mg/L	20:27:40
2	Ti 337.279†	1946879.9	2003464.2	2.767 mg/L	2.767 mg/L	20:27:46
2	Tl 190.801†	-18.7	-19.3	0.0199 mg/L	0.0199 mg/L	20:28:12
2	V 292.402†	40541.2	43218.7	0.1470 mg/L	0.1470 mg/L	20:27:52
2	Zn 213.857†	263210.6	269944.1	3.717 mg/L	3.717 mg/L	20:27:52

Mean Data: 0607164-07

Analyte	Mean Corrected Intensity	Conc. Units	Calib	Std.Dev.	Sample Conc. Units	Std.Dev.	RSD
Y 371.029	3233532.1	0.973 mg/L		0.0000			0.00%
Ag 328.068†	141492.8	0.5094 mg/L		0.00338	0.5094 mg/L	0.00338	0.66%
Al 237.313†	491407.4	58.58 mg/L		0.014	58.58 mg/L	0.014	0.02%
As 188.979†	41.5	0.0564 mg/L		0.00664	0.0564 mg/L	0.00664	11.78%
B 182.528†	73.2	0.1838 mg/L		0.00895	0.1838 mg/L	0.00895	4.87%
Ba 233.527†	52095.2	0.4806 mg/L		0.00565	0.4806 mg/L	0.00565	1.18%
Be 313.107†	21142.4	0.0031 mg/L		0.00002	0.0031 mg/L	0.00002	0.56%
Ca 315.886†	7582569.0	57.41 mg/L		0.123	57.41 mg/L	0.123	0.21%
Cd 228.802†	855.4	0.0232 mg/L		0.00018	0.0232 mg/L	0.00018	0.77%
Co 228.616†	1966.9	0.0497 mg/L		0.00028	0.0497 mg/L	0.00028	0.57%
Cr 267.716†	45874.1	0.3172 mg/L		0.00252	0.3172 mg/L	0.00252	0.79%
Cu 324.752†	1064522.6	3.828 mg/L		0.0111	3.828 mg/L	0.0111	0.29%
Fe 234.349†	7256014.6	159.0 mg/L		0.54	159.0 mg/L	0.54	0.34%
Fe 238.204†	16723869.0	147.7 mg/L		0.21	147.7 mg/L	0.21	0.14%
K 766.490†	16238.9	7.920 mg/L		0.0490	7.920 mg/L	0.0490	0.62%
Li 670.784†	3274.8	0.0893 mg/L		0.00174	0.0893 mg/L	0.00174	1.94%
Mg 279.077†	411270.7	16.36 mg/L		0.015	16.36 mg/L	0.015	0.09%
Mn 257.610†	2003561.0	2.510 mg/L		0.0016	2.510 mg/L	0.0016	0.06%
Mo 202.031†	220.8	0.0167 mg/L		0.00123	0.0167 mg/L	0.00123	7.34%
Na 589.592	73080.4	9.082 mg/L		0.0328	9.082 mg/L	0.0328	0.36%
Ni 231.604†	9123.0	0.3102 mg/L		0.00728	0.3102 mg/L	0.00728	2.35%
P 214.914†	9126.9	6.573 mg/L		0.0183	6.573 mg/L	0.0183	0.28%
Pb 220.353†	104586.8	12.39 mg/L		0.076	12.39 mg/L	0.076	0.62%
Sb 206.836†	41.2	0.0113 mg/L		0.00038	0.0113 mg/L	0.00038	3.36%
Se 196.026†	2.8	0.0036 mg/L		0.00560	0.0036 mg/L	0.00560	157.01%
Sn 189.927†	1367.5	0.4056 mg/L		0.00050	0.4056 mg/L	0.00050	0.12%
Sr 407.771†	5509836.8	0.2467 mg/L		0.00086	0.2467 mg/L	0.00086	0.35%
Ti 337.279†	2001934.5	2.765 mg/L		0.0030	2.765 mg/L	0.0030	0.11%
Tl 190.801†	-19.7	0.0195 mg/L		0.00051	0.0195 mg/L	0.00051	2.59%
V 292.402†	43016.9	0.1463 mg/L		0.00108	0.1463 mg/L	0.00108	0.74%
Zn 213.857†	268150.6	3.692 mg/L		0.0350	3.692 mg/L	0.0350	0.95%

Sequence No.: 45
Sample ID: 0607164-08 x5
Analyst:
Initial Sample Wt:
Dilution:

Autosampler Location: 35
Date Collected: 7/15/2006 8:29:51 PM
Data Type: Original
Initial Sample Vol:
Sample Prep Vol:

Replicate Data: 0607164-08 x5

Repl#	Analyte	Net Intensity	Corrected Intensity	Calib. Conc. Units	Sample Conc. Units	Analysis Time
1	K 766.490†	5507.3	5138.7	2.487 mg/L	2.487 mg/L	20:31:29
1	Li 670.784†	733.0	678.1	0.0157 mg/L	0.0157 mg/L	20:31:29
1	Na 589.592	24829.2	26016.1	3.122 mg/L	3.122 mg/L	20:31:29
1	Y 371.029	3245901.8	3245901.8	0.976 mg/L		20:31:53
1	Ag 328.068†	71873.4	75973.5	0.2715 mg/L	0.2715 mg/L	20:31:58
1	Al 237.313†	130818.0	134045.4	15.95 mg/L	15.95 mg/L	20:31:58
1	As 188.979†	19.5	14.4	0.0191 mg/L	0.0191 mg/L	20:32:19
1	B 182.528†	22.1	27.9	0.0698 mg/L	0.0698 mg/L	20:32:19
1	Ba 233.527†	65526.8	67237.8	0.6207 mg/L	0.6207 mg/L	20:31:58
1	Be 313.107†	13367.5	11237.5	0.0023 mg/L	0.0023 mg/L	20:31:58
1	Ca 315.886†	4600725.5	4711243.8	35.67 mg/L	35.67 mg/L	20:31:46
1	Cd 228.802†	743.0	640.4	0.0168 mg/L	0.0168 mg/L	20:32:19
1	Co 228.616†	311.5	499.6	0.0116 mg/L	0.0116 mg/L	20:32:19
1	Cr 267.716†	63312.7	63960.0	0.4347 mg/L	0.4347 mg/L	20:31:58
1	Cu 324.752†	1350912.7	1376794.5	4.921 mg/L	4.921 mg/L	20:31:53
1	Fe 234.349†	2246982.4	2300085.4	50.39 mg/L	50.39 mg/L	20:31:53

1	Fe 238.204†	5480299.4	5611174.8	49.56 mg/L	49.56 mg/L	20:31:46
1	Mg 279.077†	124777.6	127362.2	5.048 mg/L	5.048 mg/L	20:31:58
1	Mn 257.610†	413262.5	421556.6	0.5263 mg/L	0.5263 mg/L	20:31:53
1	Mo 202.031†	252.0	220.6	0.0167 mg/L	0.0167 mg/L	20:32:19
1	Ni 231.604†	7197.5	7348.7	0.2494 mg/L	0.2494 mg/L	20:31:58
1	P 214.914†	3375.6	3377.1	2.440 mg/L	2.440 mg/L	20:32:19
1	Pb 220.353†	61401.5	63031.5	7.466 mg/L	7.466 mg/L	20:31:58
1	Sb 206.836†	19.5	12.6	-0.0042 mg/L	-0.0042 mg/L	20:32:19
1	Se 196.026†	-14.8	-6.9	-0.0092 mg/L	-0.0092 mg/L	20:32:19
1	Sn 189.927†	1031.5	973.4	0.2840 mg/L	0.2840 mg/L	20:32:19
1	Sr 407.771†	3290352.0	3363246.4	0.1504 mg/L	0.1504 mg/L	20:31:46
1	Ti 337.279†	409848.7	421824.0	0.5821 mg/L	0.5821 mg/L	20:31:53
1	Tl 190.801†	11.8	12.0	0.0157 mg/L	0.0157 mg/L	20:32:19
1	V 292.402†	21335.5	23392.2	0.0851 mg/L	0.0851 mg/L	20:31:58
1	Zn 213.857†	196723.2	200827.5	2.771 mg/L	2.771 mg/L	20:31:58
2	K 766.490†	5590.6	5276.3	2.554 mg/L	2.554 mg/L	20:31:35
2	Li 670.784†	679.1	629.3	0.0144 mg/L	0.0144 mg/L	20:31:35
2	Na 589.592	24978.5	26165.4	3.141 mg/L	3.141 mg/L	20:31:35
2	Y 371.029	3216518.0	3216518.0	0.968 mg/L	0.968 mg/L	20:32:34
2	Ag 328.068†	71928.4	76702.7	0.2741 mg/L	0.2741 mg/L	20:32:39
2	Al 237.313†	129822.6	134240.5	15.97 mg/L	15.97 mg/L	20:32:39
2	As 188.979†	21.2	16.3	0.0219 mg/L	0.0219 mg/L	20:32:59
2	B 182.528†	25.3	31.5	0.0788 mg/L	0.0788 mg/L	20:32:59
2	Ba 233.527†	64954.2	67259.1	0.6209 mg/L	0.6209 mg/L	20:32:39
2	Be 313.107†	13487.6	11486.6	0.0023 mg/L	0.0023 mg/L	20:32:39
2	Ca 315.886†	4521553.9	4672466.2	35.38 mg/L	35.38 mg/L	20:32:27
2	Cd 228.802†	721.4	625.1	0.0163 mg/L	0.0163 mg/L	20:32:59
2	Co 228.616†	319.1	510.3	0.0119 mg/L	0.0119 mg/L	20:32:59
2	Cr 267.716†	63103.3	64336.0	0.4372 mg/L	0.4372 mg/L	20:32:39
2	Cu 324.752†	1344330.0	1382629.8	4.942 mg/L	4.942 mg/L	20:32:34
2	Fe 234.349†	2222088.8	2295380.6	50.29 mg/L	50.29 mg/L	20:32:34
2	Fe 238.204†	5386461.0	5565468.8	49.15 mg/L	49.15 mg/L	20:32:27
2	Mg 279.077†	123611.9	127324.9	5.046 mg/L	5.046 mg/L	20:32:39
2	Mn 257.610†	410211.3	422269.5	0.5272 mg/L	0.5272 mg/L	20:32:34
2	Mo 202.031†	246.2	216.9	0.0164 mg/L	0.0164 mg/L	20:32:59
2	Ni 231.604†	7152.5	7369.6	0.2501 mg/L	0.2501 mg/L	20:32:39
2	P 214.914†	3341.1	3373.0	2.437 mg/L	2.437 mg/L	20:32:59
2	Pb 220.353†	60764.7	62947.8	7.456 mg/L	7.456 mg/L	20:32:39
2	Sb 206.836†	31.6	25.2	0.0024 mg/L	0.0024 mg/L	20:32:59
2	Se 196.026†	-9.5	-1.6	-0.0022 mg/L	-0.0022 mg/L	20:32:59
2	Sn 189.927†	1028.3	979.7	0.2858 mg/L	0.2858 mg/L	20:32:59
2	Sr 407.771†	3252168.3	3354568.1	0.1501 mg/L	0.1501 mg/L	20:32:27
2	Ti 337.279†	406243.4	421932.3	0.5822 mg/L	0.5822 mg/L	20:32:34
2	Tl 190.801†	6.5	6.7	0.0114 mg/L	0.0114 mg/L	20:32:59
2	V 292.402†	21284.5	23539.1	0.0856 mg/L	0.0856 mg/L	20:32:39
2	Zn 213.857†	195558.4	201464.1	2.779 mg/L	2.779 mg/L	20:32:39

Mean Data: 0607164-08 x5

Analyte	Mean Corrected		Calib	Std.Dev.	Sample		RSD
	Intensity	Conc. Units			Conc. Units	Std.Dev.	
Y 371.029	3231209.9	0.972 mg/L		0.0063			0.64%
Ag 328.068†	76338.1	0.2728 mg/L		0.00184	0.2728 mg/L	0.00184	0.67%
Al 237.313†	134142.9	15.96 mg/L		0.017	15.96 mg/L	0.017	0.11%
As 188.979†	15.4	0.0205 mg/L		0.00195	0.0205 mg/L	0.00195	9.51%
B 182.528†	29.7	0.0743 mg/L		0.00636	0.0743 mg/L	0.00636	8.57%
Ba 233.527†	67248.4	0.6208 mg/L		0.00014	0.6208 mg/L	0.00014	0.02%
Be 313.107†	11362.1	0.0023 mg/L		0.00004	0.0023 mg/L	0.00004	1.57%
Ca 315.886†	4691855.0	35.52 mg/L		0.208	35.52 mg/L	0.208	0.58%
Cd 228.802†	632.7	0.0166 mg/L		0.00030	0.0166 mg/L	0.00030	1.79%
Co 228.616†	504.9	0.0117 mg/L		0.00022	0.0117 mg/L	0.00022	1.89%
Cr 267.716†	64148.0	0.4359 mg/L		0.00180	0.4359 mg/L	0.00180	0.41%
Cu 324.752†	1379712.1	4.931 mg/L		0.0147	4.931 mg/L	0.0147	0.30%
Fe 234.349†	2297733.0	50.34 mg/L		0.073	50.34 mg/L	0.073	0.14%
Fe 238.204†	5588321.8	49.35 mg/L		0.285	49.35 mg/L	0.285	0.58%
K 766.490†	5207.5	2.521 mg/L		0.0476	2.521 mg/L	0.0476	1.89%
Li 670.784†	653.7	0.0151 mg/L		0.00098	0.0151 mg/L	0.00098	6.50%
Mg 279.077†	127343.6	5.047 mg/L		0.0010	5.047 mg/L	0.0010	0.02%
Mn 257.610†	421913.0	0.5267 mg/L		0.00063	0.5267 mg/L	0.00063	0.12%
Mo 202.031†	218.7	0.0165 mg/L		0.00020	0.0165 mg/L	0.00020	1.22%
Na 589.592	26090.7	3.132 mg/L		0.0134	3.132 mg/L	0.0134	0.43%
Ni 231.604†	7359.2	0.2497 mg/L		0.00051	0.2497 mg/L	0.00051	0.20%

P 214.914†	3375.1	2.439 mg/L	0.0021	2.439 mg/L	0.0021	0.09%
Pb 220.353†	62989.6	7.461 mg/L	0.0070	7.461 mg/L	0.0070	0.09%
Sb 206.836†	18.9	-0.0009 mg/L	0.00469	-0.0009 mg/L	0.00469	515.23%
Se 196.026†	-4.3	-0.0057 mg/L	0.00496	-0.0057 mg/L	0.00496	86.89%
Sn 189.927†	976.5	0.2849 mg/L	0.00130	0.2849 mg/L	0.00130	0.46%
Sr 407.771†	3358907.2	0.1502 mg/L	0.00028	0.1502 mg/L	0.00028	0.18%
Ti 337.279†	421878.1	0.5821 mg/L	0.00011	0.5821 mg/L	0.00011	0.02%
Tl 190.801†	9.3	0.0135 mg/L	0.00307	0.0135 mg/L	0.00307	22.68%
V 292.402†	23465.6	0.0853 mg/L	0.00042	0.0853 mg/L	0.00042	0.49%
Zn 213.857†	201145.8	2.775 mg/L	0.0062	2.775 mg/L	0.0062	0.22%

Sequence No.: 46

Sample ID: 0607164-09 x5

Analyst:

Initial Sample Wt:

Dilution:

Autosampler Location: 36

Date Collected: 7/15/2006 8:34:39 PM

Data Type: Original

Initial Sample Vol:

Sample Prep Vol:

Replicate Data: 0607164-09 x5

Repl#	Analyte	Net		Calib.	Sample		Analysis Time
		Intensity	Corrected Intensity		Conc.	Units	
1	K 766.490†	5755.0	5452.8	2.641	mg/L	2.641	20:36:17
1	Li 670.784†	946.8	907.1	0.0222	mg/L	0.0222	20:36:17
1	Na 589.592	14704.1	15891.0	1.840	mg/L	1.840	20:36:17
1	Y 371.029	3212928.9	3212928.9	0.967	mg/L		20:36:40
1	Ag 328.068†	80269.7	85415.6	0.3066	mg/L	0.3066	20:36:46
1	Al 237.313†	106181.6	109931.8	12.88	mg/L	12.88	20:36:46
1	As 188.979†	28.7	24.1	0.0329	mg/L	0.0329	20:37:06
1	B 182.528†	12.0	17.7	0.0441	mg/L	0.0441	20:37:06
1	Ba 233.527†	33092.0	34370.0	0.3166	mg/L	0.3166	20:36:46
1	Be 313.107†	26451.9	24914.9	0.0052	mg/L	0.0052	20:36:46
1	Ca 315.886†	3717860.0	3846198.6	29.12	mg/L	29.12	20:36:40
1	Cd 228.802†	1036.8	952.2	0.0252	mg/L	0.0252	20:37:06
1	Co 228.616†	508.1	706.2	0.0171	mg/L	0.0171	20:37:06
1	Cr 267.716†	76110.2	77865.5	0.5310	mg/L	0.5310	20:36:46
1	Cu 324.752†	2109332.2	2175639.4	7.778	mg/L	7.778	20:36:40
1	Fe 234.349†	3797271.1	3927601.3	86.06	mg/L	86.06	20:36:40
1	Fe 238.204†	9081364.3	9394368.0	82.98	mg/L	82.98	20:36:34
1	Mg 279.077†	115177.1	118741.1	4.692	mg/L	4.692	20:36:46
1	Mn 257.610†	567214.8	585176.1	0.7314	mg/L	0.7314	20:36:40
1	Mo 202.031†	236.6	207.2	0.0156	mg/L	0.0156	20:37:06
1	Ni 231.604†	6818.3	7032.0	0.2385	mg/L	0.2385	20:37:06
1	P 214.914†	4277.3	4345.4	3.136	mg/L	3.136	20:36:46
1	Pb 220.353†	53805.7	55818.2	6.607	mg/L	6.607	20:36:46
1	Sb 206.836†	40.0	34.0	0.0050	mg/L	0.0050	20:37:06
1	Se 196.026†	-6.6	1.4	0.0017	mg/L	0.0017	20:37:06
1	Sn 189.927†	988.2	939.4	0.2757	mg/L	0.2757	20:37:06
1	Sr 407.771†	3783370.9	3907895.1	0.1749	mg/L	0.1749	20:36:34
1	Ti 337.279†	547988.1	569047.9	0.7855	mg/L	0.7855	20:36:40
1	Tl 190.801†	1.1	1.1	0.0099	mg/L	0.0099	20:37:06
1	V 292.402†	22906.7	25242.0	0.0874	mg/L	0.0874	20:36:46
1	Zn 213.857†	248534.8	256498.3	3.537	mg/L	3.537	20:36:46
2	K 766.490†	5791.8	5456.0	2.642	mg/L	2.642	20:36:23
2	Li 670.784†	892.6	845.7	0.0205	mg/L	0.0205	20:36:23
2	Na 589.592	14809.5	15996.4	1.854	mg/L	1.854	20:36:23
2	Y 371.029	3231689.3	3231689.3	0.972	mg/L		20:37:21
2	Ag 328.068†	79976.6	84632.0	0.3038	mg/L	0.3038	20:37:26
2	Al 237.313†	106251.7	109366.1	12.81	mg/L	12.81	20:37:26
2	As 188.979†	25.4	20.5	0.0278	mg/L	0.0278	20:37:46
2	B 182.528†	11.4	17.0	0.0424	mg/L	0.0424	20:37:46
2	Ba 233.527†	33125.2	34205.4	0.3151	mg/L	0.3151	20:37:26
2	Be 313.107†	26537.7	24844.3	0.0051	mg/L	0.0051	20:37:26
2	Ca 315.886†	3740531.4	3847188.9	29.13	mg/L	29.13	20:37:21
2	Cd 228.802†	1042.6	951.9	0.0252	mg/L	0.0252	20:37:46
2	Co 228.616†	496.6	691.3	0.0167	mg/L	0.0167	20:37:46
2	Cr 267.716†	76038.0	77334.1	0.5274	mg/L	0.5274	20:37:26
2	Cu 324.752†	2111707.9	2165414.6	7.742	mg/L	7.742	20:37:21
2	Fe 234.349†	3819944.3	3928116.6	86.07	mg/L	86.07	20:37:21
2	Fe 238.204†	9056235.5	9313979.7	82.27	mg/L	82.27	20:37:14
2	Mg 279.077†	115184.5	118057.0	4.664	mg/L	4.664	20:37:26
2	Mn 257.610†	570091.6	584728.5	0.7309	mg/L	0.7309	20:37:21

2	Mo 202.031†	232.7	201.8	0.0152 mg/L	0.0152 mg/L	20:37:46
2	Ni 231.604†	6782.9	6954.7	0.2359 mg/L	0.2359 mg/L	20:37:46
2	P 214.914†	4321.2	4364.9	3.150 mg/L	3.150 mg/L	20:37:26
2	Pb 220.353†	53918.6	55611.3	6.583 mg/L	6.583 mg/L	20:37:26
2	Sb 206.836†	35.9	29.5	0.0027 mg/L	0.0027 mg/L	20:37:46
2	Se 196.026†	-13.5	-5.6	-0.0075 mg/L	-0.0075 mg/L	20:37:46
2	Sn 189.927†	993.6	939.1	0.2756 mg/L	0.2756 mg/L	20:37:46
2	Sr 407.771†	3777383.5	3879014.2	0.1736 mg/L	0.1736 mg/L	20:37:14
2	Ti 337.279†	550977.1	568831.2	0.7852 mg/L	0.7852 mg/L	20:37:21
2	Tl 190.801†	-5.2	-5.4	0.0047 mg/L	0.0047 mg/L	20:37:46
2	V 292.402†	22873.9	25070.6	0.0867 mg/L	0.0867 mg/L	20:37:26
2	Zn 213.857†	249006.0	255490.3	3.524 mg/L	3.524 mg/L	20:37:26

 Mean Data: 0607164-09 x5

Analyte	Mean Corrected		Calib		Sample		RSD
	Intensity	Conc.	Units	Std.Dev.	Conc.	Units	
Y 371.029	3222309.1	0.969	mg/L	0.0040			0.41%
Ag 328.068†	85023.8	0.3052	mg/L	0.00198	0.3052	mg/L	0.00198 0.65%
Al 237.313†	109649.0	12.85	mg/L	0.048	12.85	mg/L	0.048 0.38%
As 188.979†	22.3	0.0303	mg/L	0.00365	0.0303	mg/L	0.00365 12.03%
B 182.528†	17.3	0.0432	mg/L	0.00124	0.0432	mg/L	0.00124 2.88%
Ba 233.527†	34287.7	0.3159	mg/L	0.00108	0.3159	mg/L	0.00108 0.34%
Be 313.107†	24879.6	0.0052	mg/L	0.00001	0.0052	mg/L	0.00001 0.21%
Ca 315.886†	3846693.8	29.12	mg/L	0.005	29.12	mg/L	0.005 0.02%
Cd 228.802†	952.1	0.0252	mg/L	0.00001	0.0252	mg/L	0.00001 0.06%
Co 228.616†	698.7	0.0169	mg/L	0.00031	0.0169	mg/L	0.00031 1.81%
Cr 267.716†	77599.8	0.5292	mg/L	0.00255	0.5292	mg/L	0.00255 0.48%
Cu 324.752†	2170527.0	7.760	mg/L	0.0258	7.760	mg/L	0.0258 0.33%
Fe 234.349†	3927858.9	86.07	mg/L	0.008	86.07	mg/L	0.008 0.01%
Fe 238.204†	9354173.9	82.62	mg/L	0.502	82.62	mg/L	0.502 0.61%
K 766.490†	5454.4	2.642	mg/L	0.0011	2.642	mg/L	0.0011 0.04%
Li 670.784†	876.4	0.0214	mg/L	0.00123	0.0214	mg/L	0.00123 5.75%
Mg 279.077†	118399.1	4.678	mg/L	0.0193	4.678	mg/L	0.0193 0.41%
Mn 257.610†	584952.3	0.7312	mg/L	0.00040	0.7312	mg/L	0.00040 0.05%
Mo 202.031†	204.5	0.0154	mg/L	0.00030	0.0154	mg/L	0.00030 1.92%
Na 589.592	15943.7	1.847	mg/L	0.0094	1.847	mg/L	0.0094 0.51%
Ni 231.604†	6993.3	0.2372	mg/L	0.00188	0.2372	mg/L	0.00188 0.79%
P 214.914†	4355.2	3.143	mg/L	0.0099	3.143	mg/L	0.0099 0.31%
Pb 220.353†	55714.8	6.595	mg/L	0.0173	6.595	mg/L	0.0173 0.26%
Sb 206.836†	31.7	0.0038	mg/L	0.00160	0.0038	mg/L	0.00160 41.50%
Se 196.026†	-2.1	-0.0029	mg/L	0.00648	-0.0029	mg/L	0.00648 224.92%
Sn 189.927†	939.3	0.2757	mg/L	0.00007	0.2757	mg/L	0.00007 0.02%
Sr 407.771†	3893454.7	0.1742	mg/L	0.00092	0.1742	mg/L	0.00092 0.53%
Ti 337.279†	568939.5	0.7853	mg/L	0.00021	0.7853	mg/L	0.00021 0.03%
Tl 190.801†	-2.1	0.0073	mg/L	0.00373	0.0073	mg/L	0.00373 51.18%
V 292.402†	25156.3	0.0871	mg/L	0.00049	0.0871	mg/L	0.00049 0.56%
Zn 213.857†	255994.3	3.531	mg/L	0.0098	3.531	mg/L	0.0098 0.28%

=====
 Sequence No.: 47
 Sample ID: 0607164-10
 Analyst:
 Initial Sample Wt:
 Dilution:

Autosampler Location: 37
 Date Collected: 7/15/2006 8:39:26 PM
 Data Type: Original
 Initial Sample Vol:
 Sample Prep Vol:

 Replicate Data: 0607164-10

Repl#	Analyte	Net		Corrected		Calib.		Sample		Analysis Time
		Intensity	Conc.	Intensity	Conc.	Conc.	Units	Conc.	Units	
1	K 766.490†	3133.5	1.310	2734.4	1.310	mg/L	1.310	mg/L	20:41:05	
1	Li 670.784†	1158.6	0.0284	1123.9	0.0284	mg/L	0.0284	mg/L	20:41:05	
1	Na 589.592	38945.3	4.910	40132.2	4.910	mg/L	4.910	mg/L	20:41:05	
1	Y 371.029	3219162.4	0.968	3219162.4	0.968	mg/L			20:41:22	
1	Ag 328.068†	-2248.3	0.0004	48.3	0.0004	mg/L	0.0004	mg/L	20:41:27	
1	Al 237.313†	392745.5	48.76	405618.9	48.76	mg/L	48.76	mg/L	20:41:27	
1	As 188.979†	15.5	0.0118	10.4	0.0118	mg/L	0.0118	mg/L	20:41:47	
1	B 182.528†	-0.8	0.0109	4.5	0.0109	mg/L	0.0109	mg/L	20:41:47	
1	Ba 233.527†	13454.2	0.1284	14026.1	0.1284	mg/L	0.1284	mg/L	20:41:27	
1	Be 313.107†	15057.0	0.0011	13095.8	0.0011	mg/L	0.0011	mg/L	20:41:27	
1	Ca 315.886†	808387.0	6.315	834490.3	6.315	mg/L	6.315	mg/L	20:41:22	
1	Cd 228.802†	132.4	0.0002	16.2	0.0002	mg/L	0.0002	mg/L	20:41:47	

1	Co 228.616†	287.8	477.7	0.0076 mg/L	0.0076 mg/L	20:41:47
1	Cr 267.716†	8378.5	7774.7	0.0528 mg/L	0.0528 mg/L	20:41:27
1	Cu 324.752†	19288.0	13278.2	0.0549 mg/L	0.0549 mg/L	20:41:27
1	Fe 234.349†	1728633.8	1783963.1	39.09 mg/L	39.09 mg/L	20:41:22
1	Fe 238.204†	4252324.8	4389811.2	38.77 mg/L	38.77 mg/L	20:41:22
1	Mg 279.077†	147986.6	152388.7	6.051 mg/L	6.051 mg/L	20:41:27
1	Mn 257.610†	391239.8	402331.7	0.5022 mg/L	0.5022 mg/L	20:41:27
1	Mo 202.031†	93.1	58.6	0.0041 mg/L	0.0041 mg/L	20:41:47
1	Ni 231.604†	969.6	979.1	0.0309 mg/L	0.0309 mg/L	20:41:47
1	P 214.914†	6488.8	6620.5	4.772 mg/L	4.772 mg/L	20:41:47
1	Pb 220.353†	837.2	1016.4	0.1276 mg/L	0.1276 mg/L	20:41:47
1	Sb 206.836†	35.8	29.5	0.0107 mg/L	0.0107 mg/L	20:41:47
1	Se 196.026†	-8.7	-0.8	-0.0012 mg/L	-0.0012 mg/L	20:41:47
1	Sn 189.927†	104.9	25.4	0.0085 mg/L	0.0085 mg/L	20:41:47
1	Sr 407.771†	830254.0	850989.8	0.0378 mg/L	0.0378 mg/L	20:41:22
1	Ti 337.279†	1504973.7	1556113.1	2.149 mg/L	2.149 mg/L	20:41:22
1	Tl 190.801†	-0.9	-1.0	0.0020 mg/L	0.0020 mg/L	20:41:47
1	V 292.402†	18939.0	21099.1	0.0755 mg/L	0.0755 mg/L	20:41:27
1	Zn 213.857†	7727.1	7347.5	0.0978 mg/L	0.0978 mg/L	20:41:27
2	K 766.490†	3049.2	2634.1	1.261 mg/L	1.261 mg/L	20:41:11
2	Li 670.784†	1131.2	1090.7	0.0274 mg/L	0.0274 mg/L	20:41:11
2	Na 589.592	38519.4	39706.3	4.856 mg/L	4.856 mg/L	20:41:11
2	Y 371.029	3232672.1	3232672.1	0.973 mg/L	0.973 mg/L	20:41:55
2	Ag 328.068†	-2307.1	-2.4	0.0002 mg/L	0.0002 mg/L	20:42:01
2	Al 237.313†	395815.4	407080.7	48.94 mg/L	48.94 mg/L	20:42:01
2	As 188.979†	12.7	7.4	0.0075 mg/L	0.0075 mg/L	20:42:21
2	B 182.528†	0.7	6.0	0.0147 mg/L	0.0147 mg/L	20:42:21
2	Ba 233.527†	13491.1	14006.0	0.1283 mg/L	0.1283 mg/L	20:42:01
2	Be 313.107†	15023.0	12995.8	0.0011 mg/L	0.0011 mg/L	20:42:01
2	Ca 315.886†	810491.7	833166.0	6.304 mg/L	6.304 mg/L	20:41:55
2	Cd 228.802†	133.1	16.4	0.0003 mg/L	0.0003 mg/L	20:42:21
2	Co 228.616†	289.2	477.9	0.0076 mg/L	0.0076 mg/L	20:42:21
2	Cr 267.716†	8457.5	7819.8	0.0531 mg/L	0.0531 mg/L	20:42:01
2	Cu 324.752†	18409.6	12291.8	0.0514 mg/L	0.0514 mg/L	20:42:01
2	Fe 234.349†	1736675.4	1784772.4	39.10 mg/L	39.10 mg/L	20:41:55
2	Fe 238.204†	4265484.1	4384992.4	38.72 mg/L	38.72 mg/L	20:41:55
2	Mg 279.077†	148892.4	152681.5	6.063 mg/L	6.063 mg/L	20:42:01
2	Mn 257.610†	394113.0	403597.8	0.5038 mg/L	0.5038 mg/L	20:42:01
2	Mo 202.031†	100.0	65.3	0.0046 mg/L	0.0046 mg/L	20:42:21
2	Ni 231.604†	959.5	964.6	0.0304 mg/L	0.0304 mg/L	20:42:21
2	P 214.914†	6530.0	6634.8	4.782 mg/L	4.782 mg/L	20:42:21
2	Pb 220.353†	853.7	1029.7	0.1292 mg/L	0.1292 mg/L	20:42:21
2	Sb 206.836†	34.8	28.4	0.0100 mg/L	0.0100 mg/L	20:42:21
2	Se 196.026†	-11.4	-3.5	-0.0047 mg/L	-0.0047 mg/L	20:42:21
2	Sn 189.927†	100.3	20.2	0.0070 mg/L	0.0070 mg/L	20:42:21
2	Sr 407.771†	833080.7	850313.7	0.0378 mg/L	0.0378 mg/L	20:41:55
2	Ti 337.279†	1510477.0	1555277.6	2.148 mg/L	2.148 mg/L	20:41:55
2	Tl 190.801†	0.2	0.1	0.0030 mg/L	0.0030 mg/L	20:42:21
2	V 292.402†	19022.9	21103.6	0.0755 mg/L	0.0755 mg/L	20:42:01
2	Zn 213.857†	7748.6	7336.3	0.0977 mg/L	0.0977 mg/L	20:42:01

Mean Data: 0607164-10

Analyte	Mean Corrected Intensity	Conc. Units	Calib Units	Std.Dev.	Sample Conc. Units	Std.Dev.	RSD
Y 371.029	3225917.2	0.970 mg/L		0.0029			0.30%
Ag 328.068†	23.0	0.0003 mg/L		0.00013	0.0003 mg/L	0.00013	41.16%
Al 237.313†	406349.8	48.85 mg/L		0.125	48.85 mg/L	0.125	0.26%
As 188.979†	8.9	0.0096 mg/L		0.00300	0.0096 mg/L	0.00300	31.10%
B 182.528†	5.2	0.0128 mg/L		0.00266	0.0128 mg/L	0.00266	20.78%
Ba 233.527†	14016.0	0.1284 mg/L		0.00013	0.1284 mg/L	0.00013	0.10%
Be 313.107†	13045.8	0.0011 mg/L		0.00001	0.0011 mg/L	0.00001	1.20%
Ca 315.886†	833828.2	6.309 mg/L		0.0071	6.309 mg/L	0.0071	0.11%
Cd 228.802†	16.3	0.0002 mg/L		0.00002	0.0002 mg/L	0.00002	8.33%
Co 228.616†	477.8	0.0076 mg/L		0.00001	0.0076 mg/L	0.00001	0.07%
Cr 267.716†	7797.3	0.0529 mg/L		0.00022	0.0529 mg/L	0.00022	0.41%
Cu 324.752†	12785.0	0.0532 mg/L		0.00249	0.0532 mg/L	0.00249	4.68%
Fe 234.349†	1784367.8	39.09 mg/L		0.013	39.09 mg/L	0.013	0.03%
Fe 238.204†	4387401.8	38.75 mg/L		0.030	38.75 mg/L	0.030	0.08%
K 766.490†	2684.2	1.286 mg/L		0.0347	1.286 mg/L	0.0347	2.70%
Li 670.784†	1107.3	0.0279 mg/L		0.00066	0.0279 mg/L	0.00066	2.38%
Mg 279.077†	152535.1	6.057 mg/L		0.0083	6.057 mg/L	0.0083	0.14%

Mn 257.610†	402964.8	0.5030 mg/L	0.00112	0.5030 mg/L	0.00112	0.22%
Mo 202.031†	62.0	0.0044 mg/L	0.00037	0.0044 mg/L	0.00037	8.42%
Na 589.592	39919.2	4.883 mg/L	0.0381	4.883 mg/L	0.0381	0.78%
Ni 231.604†	971.9	0.0307 mg/L	0.00035	0.0307 mg/L	0.00035	1.15%
P 214.914†	6627.6	4.777 mg/L	0.0073	4.777 mg/L	0.0073	0.15%
Pb 220.353†	1023.1	0.1284 mg/L	0.00115	0.1284 mg/L	0.00115	0.89%
Sb 206.836†	29.0	0.0103 mg/L	0.00044	0.0103 mg/L	0.00044	4.30%
Se 196.026†	-2.1	-0.0029 mg/L	0.00250	-0.0029 mg/L	0.00250	85.66%
Sn 189.927†	22.8	0.0078 mg/L	0.00107	0.0078 mg/L	0.00107	13.82%
Sr 407.771†	850651.7	0.0378 mg/L	0.00002	0.0378 mg/L	0.00002	0.06%
Ti 337.279†	1555695.4	2.149 mg/L	0.0008	2.149 mg/L	0.0008	0.04%
Tl 190.801†	-0.5	0.0025 mg/L	0.00067	0.0025 mg/L	0.00067	26.91%
V 292.402†	21101.4	0.0755 mg/L	0.00002	0.0755 mg/L	0.00002	0.02%
Zn 213.857†	7341.9	0.0978 mg/L	0.00011	0.0978 mg/L	0.00011	0.11%

Sequence No.: 48

Sample ID: BG61321-dup2

Analyst:

Initial Sample Wt:

Dilution:

Autosampler Location: 38

Date Collected: 7/15/2006 8:44:01 PM

Data Type: Original

Initial Sample Vol:

Sample Prep Vol:

Replicate Data: BG61321-dup2

Repl#	Analyte	Net Intensity	Corrected Intensity	Calib. Conc.	Units	Sample Conc.	Units	Analysis Time
1	K 766.490†	5450.5	5119.4	2.478	mg/L	2.478	mg/L	20:45:40
1	Li 670.784†	1127.2	1089.9	0.0274	mg/L	0.0274	mg/L	20:45:40
1	Na 589.592	43162.5	44349.4	5.444	mg/L	5.444	mg/L	20:45:40
1	Y 371.029	3223406.7	3223406.7	0.970	mg/L			20:45:58
1	Ag 328.068†	-2487.3	-195.0	-0.0003	mg/L	-0.0003	mg/L	20:46:03
1	Al 237.313†	373077.4	384802.8	46.23	mg/L	46.23	mg/L	20:46:03
1	As 188.979†	10.1	4.8	0.0034	mg/L	0.0034	mg/L	20:46:23
1	B 182.528†	-2.1	3.1	0.0076	mg/L	0.0076	mg/L	20:46:23
1	Ba 233.527†	14051.3	14623.6	0.1340	mg/L	0.1340	mg/L	20:46:03
1	Be 313.107†	14501.3	12502.3	0.0008	mg/L	0.0008	mg/L	20:46:03
1	Ca 315.886†	804771.5	829662.8	6.278	mg/L	6.278	mg/L	20:45:58
1	Cd 228.802†	140.8	24.7	0.0005	mg/L	0.0005	mg/L	20:46:23
1	Co 228.616†	318.9	509.4	0.0079	mg/L	0.0079	mg/L	20:46:23
1	Cr 267.716†	7551.5	6910.5	0.0472	mg/L	0.0472	mg/L	20:46:03
1	Cu 324.752†	15101.9	8935.2	0.0405	mg/L	0.0405	mg/L	20:46:03
1	Fe 234.349†	1932196.2	1991530.2	43.63	mg/L	43.63	mg/L	20:45:58
1	Fe 238.204†	4732739.6	4879442.6	43.09	mg/L	43.09	mg/L	20:45:58
1	Mg 279.077†	152576.2	156920.5	6.231	mg/L	6.231	mg/L	20:46:03
1	Mn 257.610†	428948.6	440685.8	0.5503	mg/L	0.5503	mg/L	20:45:58
1	Mo 202.031†	107.3	73.1	0.0052	mg/L	0.0052	mg/L	20:46:23
1	Ni 231.604†	845.5	849.8	0.0265	mg/L	0.0265	mg/L	20:46:23
1	P 214.914†	7211.9	7357.3	5.301	mg/L	5.301	mg/L	20:46:03
1	Pb 220.353†	558.2	727.5	0.0927	mg/L	0.0927	mg/L	20:46:23
1	Sb 206.836†	33.3	27.0	0.0090	mg/L	0.0090	mg/L	20:46:23
1	Se 196.026†	-8.1	-0.1	-0.0002	mg/L	-0.0002	mg/L	20:46:23
1	Sn 189.927†	108.8	29.2	0.0101	mg/L	0.0101	mg/L	20:46:23
1	Sr 407.771†	740145.2	756939.1	0.0336	mg/L	0.0336	mg/L	20:45:58
1	Ti 337.279†	1715814.2	1771489.7	2.447	mg/L	2.447	mg/L	20:45:58
1	Tl 190.801†	2.1	2.1	0.0049	mg/L	0.0049	mg/L	20:46:23
1	V 292.402†	16235.3	18285.3	0.0634	mg/L	0.0634	mg/L	20:46:03
1	Zn 213.857†	8372.5	8002.5	0.1066	mg/L	0.1066	mg/L	20:46:03
2	K 766.490†	5466.9	5127.2	2.481	mg/L	2.481	mg/L	20:45:46
2	Li 670.784†	1096.4	1056.3	0.0265	mg/L	0.0265	mg/L	20:45:46
2	Na 589.592	42598.9	43785.7	5.372	mg/L	5.372	mg/L	20:45:46
2	Y 371.029	3228625.1	3228625.1	0.971	mg/L			20:46:32
2	Ag 328.068†	-2470.7	-173.8	-0.0002	mg/L	-0.0002	mg/L	20:46:38
2	Al 237.313†	372163.4	383239.9	46.04	mg/L	46.04	mg/L	20:46:38
2	As 188.979†	14.8	9.7	0.0105	mg/L	0.0105	mg/L	20:46:58
2	B 182.528†	-2.6	2.6	0.0061	mg/L	0.0061	mg/L	20:46:58
2	Ba 233.527†	14001.5	14548.9	0.1333	mg/L	0.1333	mg/L	20:46:38
2	Be 313.107†	14510.5	12487.5	0.0008	mg/L	0.0008	mg/L	20:46:38
2	Ca 315.886†	804854.1	828406.5	6.268	mg/L	6.268	mg/L	20:46:32
2	Cd 228.802†	145.8	29.6	0.0006	mg/L	0.0006	mg/L	20:46:58
2	Co 228.616†	316.6	506.5	0.0078	mg/L	0.0078	mg/L	20:46:58
2	Cr 267.716†	7516.1	6861.4	0.0468	mg/L	0.0468	mg/L	20:46:38
2	Cu 324.752†	14776.1	8574.7	0.0392	mg/L	0.0392	mg/L	20:46:38

2	Fe 234.349†	1929027.2	1985047.2	43.49 mg/L	43.49 mg/L	20:46:32
2	Fe 238.204†	4726689.5	4865325.5	42.97 mg/L	42.97 mg/L	20:46:32
2	Mg 279.077†	152011.9	156085.2	6.197 mg/L	6.197 mg/L	20:46:38
2	Mn 257.610†	428886.4	439906.9	0.5493 mg/L	0.5493 mg/L	20:46:32
2	Mo 202.031†	77.4	42.2	0.0028 mg/L	0.0028 mg/L	20:46:58
2	Ni 231.604†	852.8	856.0	0.0267 mg/L	0.0267 mg/L	20:46:58
2	P 214.914†	7150.4	7282.0	5.247 mg/L	5.247 mg/L	20:46:38
2	Pb 220.353†	553.1	721.4	0.0919 mg/L	0.0919 mg/L	20:46:58
2	Sb 206.836†	40.5	34.3	0.0130 mg/L	0.0130 mg/L	20:46:58
2	Se 196.026†	-5.4	2.7	0.0034 mg/L	0.0034 mg/L	20:46:58
2	Sn 189.927†	95.9	15.8	0.0062 mg/L	0.0062 mg/L	20:46:58
2	Sr 407.771†	740505.2	756076.1	0.0336 mg/L	0.0336 mg/L	20:46:32
2	Ti 337.279†	1716782.7	1769627.1	2.444 mg/L	2.444 mg/L	20:46:32
2	Tl 190.801†	10.5	10.7	0.0119 mg/L	0.0119 mg/L	20:46:58
2	V 292.402†	16238.3	18261.2	0.0632 mg/L	0.0632 mg/L	20:46:38
2	Zn 213.857†	8322.4	7937.0	0.1057 mg/L	0.1057 mg/L	20:46:38

Mean Data: BG61321-dup2

Analyte	Mean Corrected		Calib Conc. Units	Std.Dev.	Sample		RSD
	Intensity	Conc.			Conc.	Units	
Y 371.029	3226015.9	0.971 mg/L	0.0011				0.11%
Ag 328.068†	-184.4	-0.0003 mg/L	0.00005		-0.0003 mg/L	0.00005	19.13%
Al 237.313†	384021.4	46.14 mg/L	0.133		46.14 mg/L	0.133	0.29%
As 188.979†	7.2	0.0069 mg/L	0.00500		0.0069 mg/L	0.00500	71.92%
B 182.528†	2.9	0.0068 mg/L	0.00103		0.0068 mg/L	0.00103	15.13%
Ba 233.527†	14586.2	0.1336 mg/L	0.00049		0.1336 mg/L	0.00049	0.37%
Be 313.107†	12494.9	0.0008 mg/L	0.00000		0.0008 mg/L	0.00000	0.16%
Ca 315.886†	829034.7	6.273 mg/L	0.0067		6.273 mg/L	0.0067	0.11%
Cd 228.802†	27.2	0.0006 mg/L	0.00006		0.0006 mg/L	0.00006	11.00%
Co 228.616†	508.0	0.0079 mg/L	0.00006		0.0079 mg/L	0.00006	0.70%
Cr 267.716†	6886.0	0.0470 mg/L	0.00024		0.0470 mg/L	0.00024	0.51%
Cu 324.752†	8754.9	0.0399 mg/L	0.00093		0.0399 mg/L	0.00093	2.33%
Fe 234.349†	1988288.7	43.56 mg/L	0.100		43.56 mg/L	0.100	0.23%
Fe 238.204†	4872384.0	43.03 mg/L	0.088		43.03 mg/L	0.088	0.20%
K 766.490†	5123.3	2.480 mg/L	0.0027		2.480 mg/L	0.0027	0.11%
Li 670.784†	1073.1	0.0269 mg/L	0.00067		0.0269 mg/L	0.00067	2.50%
Mg 279.077†	156502.9	6.214 mg/L	0.0236		6.214 mg/L	0.0236	0.38%
Mn 257.610†	440296.3	0.5498 mg/L	0.00069		0.5498 mg/L	0.00069	0.13%
Mo 202.031†	57.7	0.0040 mg/L	0.00170		0.0040 mg/L	0.00170	42.21%
Na 589.592	44067.5	5.408 mg/L	0.0505		5.408 mg/L	0.0505	0.93%
Ni 231.604†	852.9	0.0266 mg/L	0.00015		0.0266 mg/L	0.00015	0.56%
P 214.914†	7319.6	5.274 mg/L	0.0383		5.274 mg/L	0.0383	0.73%
Pb 220.353†	724.4	0.0923 mg/L	0.00054		0.0923 mg/L	0.00054	0.58%
Sb 206.836†	30.7	0.0110 mg/L	0.00277		0.0110 mg/L	0.00277	25.20%
Se 196.026†	1.3	0.0016 mg/L	0.00255		0.0016 mg/L	0.00255	161.99%
Sn 189.927†	22.5	0.0082 mg/L	0.00278		0.0082 mg/L	0.00278	33.99%
Sr 407.771†	756507.6	0.0336 mg/L	0.00003		0.0336 mg/L	0.00003	0.08%
Ti 337.279†	1770558.4	2.446 mg/L	0.0018		2.446 mg/L	0.0018	0.07%
Tl 190.801†	6.4	0.0084 mg/L	0.00496		0.0084 mg/L	0.00496	59.00%
V 292.402†	18273.3	0.0633 mg/L	0.00008		0.0633 mg/L	0.00008	0.13%
Zn 213.857†	7969.7	0.1062 mg/L	0.00063		0.1062 mg/L	0.00063	0.60%

Duplicate Check: BG61321-dup2

Analyte	Expected	Measured	Std. Dev.	Units	Difference (%)
	Conc.	Conc.			
K 766.490	1.286	2.480	0.003	mg/L	63.4
Li 670.784	0.0279	0.0269	0.001	mg/L	3.5
Na 589.592	4.883	5.408	0.050	mg/L	10.2
Y 371.029			0.000	mg/L	Not calculated
Ag 328.068	0.0003	-0.0003	0.000	mg/L	2062.9
Al 237.313	48.85	46.14	0.133	mg/L	5.7
As 188.979	0.0096	0.0069	0.005	mg/L	32.5
B 182.528	0.0128	0.0068	0.001	mg/L	60.8
Ba 233.527	0.1284	0.1336	0.000	mg/L	4.0
Be 313.107	0.0011	0.0008	0.000	mg/L	35.4
Ca 315.886	6.309	6.273	0.007	mg/L	0.6
Cd 228.802	0.0002	0.0006	0.000	mg/L	83.1
Co 228.616	0.0076	0.0079	0.000	mg/L	3.2
Cr 267.716	0.0529	0.0470	0.000	mg/L	11.9
Cu 324.752	0.0532	0.0399	0.001	mg/L	28.6

Fe 234.349	39.09	43.56	0.100	mg/L	10.8
Fe 238.204	38.75	43.03	0.088	mg/L	10.5
Mg 279.077	6.057	6.214	0.024	mg/L	2.6
Mn 257.610	0.5030	0.5498	0.001	mg/L	8.9
Mo 202.031	0.0044	0.0040	0.002	mg/L	8.0
Ni 231.604	0.0307	0.0266	0.000	mg/L	14.2
P 214.914	4.777	5.274	0.038	mg/L	9.9
Pb 220.353	0.1284	0.0923	0.001	mg/L	32.8
Sb 206.836	0.0103	0.0110	0.003	mg/L	6.1
Se 196.026	-0.0029	0.0016	0.003	mg/L	-666.7
Sn 189.927	0.0078	0.0082	0.003	mg/L	5.1
Sr 407.771	0.0378	0.0336	0.000	mg/L	11.8
Ti 337.279	2.149	2.446	0.002	mg/L	12.9
Tl 190.801	0.0025	0.0084	0.005	mg/L	108.6
V 292.402	0.0755	0.0633	0.000	mg/L	17.6
Zn 213.857	0.0978	0.1062	0.001	mg/L	8.2

Sequence No.: 49

Sample ID: CCV

Analyst:

Initial Sample Wt:

Dilution:

Autosampler Location: 3

Date Collected: 7/15/2006 8:48:38 PM

Data Type: Original

Initial Sample Vol:

Sample Prep Vol:

Replicate Data: CCV

Repl#	Analyte	Net Intensity	Corrected Intensity	Calib. Conc. Units	Sample Conc. Units	Analysis Time
1	K 766.490†	48528.5	50284.8	24.58 mg/L	24.58 mg/L	20:50:16
1	Li 670.784†	17254.1	17984.2	0.5059 mg/L	0.5059 mg/L	20:50:16
1	Na 589.592	194374.1	195560.9	24.59 mg/L	24.59 mg/L	20:50:16
1	Y 371.029	3176284.0	3176284.0	0.956 mg/L		20:50:31
1	Ag 328.068†	65760.0	71189.0	0.2529 mg/L	0.2529 mg/L	20:50:36
1	Al 237.313†	19686.1	20680.1	2.484 mg/L	2.484 mg/L	20:50:36
1	As 188.979†	322.9	332.3	0.4811 mg/L	0.4811 mg/L	20:50:56
1	B 182.528†	178.4	191.9	0.4824 mg/L	0.4824 mg/L	20:50:56
1	Ba 233.527†	51764.9	54306.5	0.5011 mg/L	0.5011 mg/L	20:50:36
1	Be 313.107†	233312.1	241713.6	0.0495 mg/L	0.0495 mg/L	20:50:31
1	Ca 315.886†	633549.1	662787.6	5.016 mg/L	5.016 mg/L	20:50:31
1	Cd 228.802†	9291.7	9603.4	0.2523 mg/L	0.2523 mg/L	20:50:56
1	Co 228.616†	16346.1	17287.1	0.5009 mg/L	0.5009 mg/L	20:50:36
1	Cr 267.716†	71204.2	73639.8	0.4973 mg/L	0.4973 mg/L	20:50:36
1	Cu 324.752†	142516.8	142508.3	0.5079 mg/L	0.5079 mg/L	20:50:36
1	Fe 234.349†	110931.8	115104.6	2.506 mg/L	2.506 mg/L	20:50:36
1	Fe 238.204†	275324.5	287082.6	2.525 mg/L	2.525 mg/L	20:50:36
1	Mg 279.077†	120818.4	126019.6	5.012 mg/L	5.012 mg/L	20:50:36
1	Mn 257.610†	383025.1	399188.6	0.4983 mg/L	0.4983 mg/L	20:50:31
1	Mo 202.031†	6240.5	6493.3	0.5042 mg/L	0.5042 mg/L	20:50:56
1	Ni 231.604†	13715.6	14331.6	0.4894 mg/L	0.4894 mg/L	20:50:36
1	P 214.914†	6734.8	6968.3	5.022 mg/L	5.022 mg/L	20:50:56
1	Pb 220.353†	3942.9	4278.2	0.5074 mg/L	0.5074 mg/L	20:50:56
1	Sb 206.836†	936.3	972.4	0.5021 mg/L	0.5021 mg/L	20:50:56
1	Se 196.026†	717.4	759.1	0.9949 mg/L	0.9949 mg/L	20:50:56
1	Sn 189.927†	1735.8	1733.6	0.5038 mg/L	0.5038 mg/L	20:50:56
1	Sr 407.771†	1085727.6	1129920.8	0.0503 mg/L	0.0503 mg/L	20:50:31
1	Ti 337.279†	342812.1	360868.2	0.4978 mg/L	0.4978 mg/L	20:50:36
1	Tl 190.801†	588.4	615.8	0.5017 mg/L	0.5017 mg/L	20:50:56
1	V 292.402†	117438.1	124444.2	0.5013 mg/L	0.5013 mg/L	20:50:36
1	Zn 213.857†	35324.5	36336.3	0.4991 mg/L	0.4991 mg/L	20:50:36
2	K 766.490†	48881.9	50293.3	24.59 mg/L	24.59 mg/L	20:50:21
2	Li 670.784†	17189.4	17789.6	0.5004 mg/L	0.5004 mg/L	20:50:21
2	Na 589.592	193415.0	194601.9	24.47 mg/L	24.47 mg/L	20:50:21
2	Y 371.029	3198873.5	3198873.5	0.962 mg/L		20:51:03
2	Ag 328.068†	66717.4	71697.8	0.2547 mg/L	0.2547 mg/L	20:51:09
2	Al 237.313†	19963.2	20822.5	2.501 mg/L	2.501 mg/L	20:51:09
2	As 188.979†	322.8	329.8	0.4774 mg/L	0.4774 mg/L	20:51:29
2	B 182.528†	179.9	192.2	0.4831 mg/L	0.4831 mg/L	20:51:29
2	Ba 233.527†	52215.6	54392.4	0.5018 mg/L	0.5018 mg/L	20:51:09
2	Be 313.107†	235095.8	241842.8	0.0495 mg/L	0.0495 mg/L	20:51:03
2	Ca 315.886†	638881.7	663646.9	5.023 mg/L	5.023 mg/L	20:51:03
2	Cd 228.802†	9302.1	9545.6	0.2508 mg/L	0.2508 mg/L	20:51:29
2	Co 228.616†	16510.7	17337.3	0.5024 mg/L	0.5024 mg/L	20:51:09

Fe 234.349	39.09	43.56	0.100	mg/L	10.8
Fe 238.204	38.75	43.03	0.088	mg/L	10.5
Mg 279.077	6.057	6.214	0.024	mg/L	2.6
Mn 257.610	0.5030	0.5498	0.001	mg/L	8.9
Mo 202.031	0.0044	0.0040	0.002	mg/L	8.0
Ni 231.604	0.0307	0.0266	0.000	mg/L	14.2
P 214.914	4.777	5.274	0.038	mg/L	9.9
Pb 220.353	0.1284	0.0923	0.001	mg/L	32.8
Sb 206.836	0.0103	0.0110	0.003	mg/L	6.1
Se 196.026	-0.0029	0.0016	0.003	mg/L	-666.7
Sn 189.927	0.0078	0.0082	0.003	mg/L	5.1
Sr 407.771	0.0378	0.0336	0.000	mg/L	11.8
Ti 337.279	2.149	2.446	0.002	mg/L	12.9
Tl 190.801	0.0025	0.0084	0.005	mg/L	108.6
V 292.402	0.0755	0.0633	0.000	mg/L	17.6
Zn 213.857	0.0978	0.1062	0.001	mg/L	8.2

Sequence No.: 49

Sample ID: CCV

Analyst:

Initial Sample Wt:

Dilution:

Autosampler Location: 3

Date Collected: 7/15/2006 8:48:38 PM

Data Type: Original

Initial Sample Vol:

Sample Prep Vol:

Replicate Data: CCV

Repl#	Analyte	Net		Calib.	Sample		Analysis Time	
		Intensity	Corrected Intensity		Conc.	Units		
1	K 766.490†	48528.5	50284.8	24.58	mg/L	24.58	mg/L	20:50:16
1	Li 670.784†	17254.1	17984.2	0.5059	mg/L	0.5059	mg/L	20:50:16
1	Na 589.592	194374.1	195560.9	24.59	mg/L	24.59	mg/L	20:50:16
1	Y 371.029	3176284.0	3176284.0	0.956	mg/L			20:50:31
1	Ag 328.068†	65760.0	71189.0	0.2529	mg/L	0.2529	mg/L	20:50:36
1	Al 237.313†	19686.1	20680.1	2.484	mg/L	2.484	mg/L	20:50:36
1	As 188.979†	322.9	332.3	0.4811	mg/L	0.4811	mg/L	20:50:56
1	B 182.528†	178.4	191.9	0.4824	mg/L	0.4824	mg/L	20:50:56
1	Ba 233.527†	51764.9	54306.5	0.5011	mg/L	0.5011	mg/L	20:50:36
1	Be 313.107†	233312.1	241713.6	0.0495	mg/L	0.0495	mg/L	20:50:31
1	Ca 315.886†	633549.1	662787.6	5.016	mg/L	5.016	mg/L	20:50:31
1	Cd 228.802†	9291.7	9603.4	0.2523	mg/L	0.2523	mg/L	20:50:56
1	Co 228.616†	16346.1	17287.1	0.5009	mg/L	0.5009	mg/L	20:50:36
1	Cr 267.716†	71204.2	73639.8	0.4973	mg/L	0.4973	mg/L	20:50:36
1	Cu 324.752†	142516.8	142508.3	0.5079	mg/L	0.5079	mg/L	20:50:36
1	Fe 234.349†	110931.8	115104.6	2.506	mg/L	2.506	mg/L	20:50:36
1	Fe 238.204†	275324.5	287082.6	2.525	mg/L	2.525	mg/L	20:50:36
1	Mg 279.077†	120818.4	126019.6	5.012	mg/L	5.012	mg/L	20:50:36
1	Mn 257.610†	383025.1	399188.6	0.4983	mg/L	0.4983	mg/L	20:50:31
1	Mo 202.031†	6240.5	6493.3	0.5042	mg/L	0.5042	mg/L	20:50:56
1	Ni 231.604†	13715.6	14331.6	0.4894	mg/L	0.4894	mg/L	20:50:36
1	P 214.914†	6734.8	6968.3	5.022	mg/L	5.022	mg/L	20:50:56
1	Pb 220.353†	3942.9	4278.2	0.5074	mg/L	0.5074	mg/L	20:50:56
1	Sb 206.836†	936.3	972.4	0.5021	mg/L	0.5021	mg/L	20:50:56
1	Se 196.026†	717.4	759.1	0.9949	mg/L	0.9949	mg/L	20:50:56
1	Sn 189.927†	1735.8	1733.6	0.5038	mg/L	0.5038	mg/L	20:50:56
1	Sr 407.771†	1085727.6	1129920.8	0.0503	mg/L	0.0503	mg/L	20:50:31
1	Ti 337.279†	342812.1	360868.2	0.4978	mg/L	0.4978	mg/L	20:50:36
1	Tl 190.801†	588.4	615.8	0.5017	mg/L	0.5017	mg/L	20:50:56
1	V 292.402†	117438.1	124444.2	0.5013	mg/L	0.5013	mg/L	20:50:36
1	Zn 213.857†	35324.5	36336.3	0.4991	mg/L	0.4991	mg/L	20:50:36
2	K 766.490†	48881.9	50293.3	24.59	mg/L	24.59	mg/L	20:50:21
2	Li 670.784†	17189.4	17789.6	0.5004	mg/L	0.5004	mg/L	20:50:21
2	Na 589.592	193415.0	194601.9	24.47	mg/L	24.47	mg/L	20:50:21
2	Y 371.029	3198873.5	3198873.5	0.962	mg/L			20:51:03
2	Ag 328.068†	66717.4	71697.8	0.2547	mg/L	0.2547	mg/L	20:51:09
2	Al 237.313†	19963.2	20822.5	2.501	mg/L	2.501	mg/L	20:51:09
2	As 188.979†	322.8	329.8	0.4774	mg/L	0.4774	mg/L	20:51:29
2	B 182.528†	179.9	192.2	0.4831	mg/L	0.4831	mg/L	20:51:29
2	Ba 233.527†	52215.6	54392.4	0.5018	mg/L	0.5018	mg/L	20:51:09
2	Be 313.107†	235095.8	241842.8	0.0495	mg/L	0.0495	mg/L	20:51:03
2	Ca 315.886†	638881.7	663646.9	5.023	mg/L	5.023	mg/L	20:51:03
2	Cd 228.802†	9302.1	9545.6	0.2508	mg/L	0.2508	mg/L	20:51:29
2	Co 228.616†	16510.7	17337.3	0.5024	mg/L	0.5024	mg/L	20:51:09

2	Cr 267.716†	72099.5	74043.9	0.5000 mg/L	0.5000 mg/L	20:51:09
2	Cu 324.752†	144507.0	143523.2	0.5116 mg/L	0.5116 mg/L	20:51:09
2	Fe 234.349†	112227.8	115631.4	2.518 mg/L	2.518 mg/L	20:51:09
2	Fe 238.204†	277751.6	287570.0	2.530 mg/L	2.530 mg/L	20:51:09
2	Mg 279.077†	122223.0	126586.2	5.035 mg/L	5.035 mg/L	20:51:09
2	Mn 257.610†	385893.3	399338.4	0.4985 mg/L	0.4985 mg/L	20:51:03
2	Mo 202.031†	6270.2	6478.0	0.5030 mg/L	0.5030 mg/L	20:51:29
2	Ni 231.604†	14021.8	14548.4	0.4969 mg/L	0.4969 mg/L	20:51:09
2	P 214.914†	6757.0	6941.6	5.002 mg/L	5.002 mg/L	20:51:29
2	Pb 220.353†	3991.6	4299.7	0.5099 mg/L	0.5099 mg/L	20:51:29
2	Sb 206.836†	941.6	971.0	0.5013 mg/L	0.5013 mg/L	20:51:29
2	Se 196.026†	719.4	755.8	0.9906 mg/L	0.9906 mg/L	20:51:29
2	Sn 189.927†	1728.7	1713.4	0.4979 mg/L	0.4979 mg/L	20:51:29
2	Sr 407.771†	1093588.1	1130065.1	0.0503 mg/L	0.0503 mg/L	20:51:03
2	Ti 337.279†	346345.8	362006.7	0.4994 mg/L	0.4994 mg/L	20:51:09
2	Tl 190.801†	609.1	632.9	0.5157 mg/L	0.5157 mg/L	20:51:29
2	V 292.402†	118721.8	124910.3	0.5031 mg/L	0.5031 mg/L	20:51:09
2	Zn 213.857†	36032.4	36810.9	0.5056 mg/L	0.5056 mg/L	20:51:09

Mean Data: CCV

Analyte	Mean Corrected Intensity	Conc. Units	Calib	Std.Dev.	Sample Conc. Units	Std.Dev.	RSD
Y 371.029	3187578.8	0.959 mg/L		0.0048			0.50%
Ag 328.068†	71443.4	0.2538 mg/L		0.00128	0.2538 mg/L	0.00128	0.51%
			Recovery = 101.51%				
Al 237.313†	20751.3	2.493 mg/L		0.0121	2.493 mg/L	0.0121	0.49%
			Recovery = 99.71%				
As 188.979†	331.1	0.4792 mg/L		0.00261	0.4792 mg/L	0.00261	0.54%
			Recovery = 95.84%				
B 182.528†	192.1	0.4827 mg/L		0.00053	0.4827 mg/L	0.00053	0.11%
			Recovery = 96.55%				
Ba 233.527†	54349.4	0.5014 mg/L		0.00056	0.5014 mg/L	0.00056	0.11%
			Recovery = 100.29%				
Be 313.107†	241778.2	0.0495 mg/L		0.00002	0.0495 mg/L	0.00002	0.04%
			Recovery = 99.04%				
Ca 315.886†	663217.2	5.020 mg/L		0.0046	5.020 mg/L	0.0046	0.09%
			Recovery = 100.39%				
Cd 228.802†	9574.5	0.2516 mg/L		0.00106	0.2516 mg/L	0.00106	0.42%
			Recovery = 100.63%				
Co 228.616†	17312.2	0.5017 mg/L		0.00103	0.5017 mg/L	0.00103	0.21%
			Recovery = 100.34%				
Cr 267.716†	73841.8	0.4987 mg/L		0.00194	0.4987 mg/L	0.00194	0.39%
			Recovery = 99.73%				
Cu 324.752†	143015.7	0.5098 mg/L		0.00256	0.5098 mg/L	0.00256	0.50%
			Recovery = 101.95%				
Fe 234.349†	115368.0	2.512 mg/L		0.0081	2.512 mg/L	0.0081	0.32%
			Recovery = 100.49%				
Fe 238.204†	287326.3	2.528 mg/L		0.0030	2.528 mg/L	0.0030	0.12%
			Recovery = 101.10%				
K 766.490†	50289.0	24.59 mg/L		0.003	24.59 mg/L	0.003	0.01%
			Recovery = 98.35%				
Li 670.784†	17886.9	0.5031 mg/L		0.00390	0.5031 mg/L	0.00390	0.77%
			Recovery = 100.63%				
Mg 279.077†	126302.9	5.024 mg/L		0.0160	5.024 mg/L	0.0160	0.32%
			Recovery = 100.47%				
Mn 257.610†	399263.5	0.4984 mg/L		0.00013	0.4984 mg/L	0.00013	0.03%
			Recovery = 99.68%				
Mo 202.031†	6485.6	0.5036 mg/L		0.00084	0.5036 mg/L	0.00084	0.17%
			Recovery = 100.72%				
Na 589.592	195081.4	24.53 mg/L		0.086	24.53 mg/L	0.086	0.35%
			Recovery = 98.12%				
Ni 231.604†	14440.0	0.4931 mg/L		0.00526	0.4931 mg/L	0.00526	1.07%
			Recovery = 98.63%				
P 214.914†	6954.9	5.012 mg/L		0.0136	5.012 mg/L	0.0136	0.27%
			Recovery = 100.24%				
Pb 220.353†	4288.9	0.5086 mg/L		0.00180	0.5086 mg/L	0.00180	0.35%
			Recovery = 101.73%				
Sb 206.836†	971.7	0.5017 mg/L		0.00056	0.5017 mg/L	0.00056	0.11%
			Recovery = 100.33%				
Se 196.026†	757.4	0.9927 mg/L		0.00305	0.9927 mg/L	0.00305	0.31%
			Recovery = 99.27%				

Sn 189.927†	1723.5	0.5009 mg/L	0.00416	0.5009 mg/L	0.00416	0.83%
QC value within limits for Sn 189.927 Recovery = 100.18%						
Sr 407.771†	1129993.0	0.0503 mg/L	0.00000	0.0503 mg/L	0.00000	0.01%
QC value within limits for Sr 407.771 Recovery = 100.66%						
Ti 337.279†	361437.5	0.4986 mg/L	0.00111	0.4986 mg/L	0.00111	0.22%
QC value within limits for Ti 337.279 Recovery = 99.73%						
Tl 190.801†	624.3	0.5087 mg/L	0.00986	0.5087 mg/L	0.00986	1.94%
QC value within limits for Tl 190.801 Recovery = 101.74%						
V 292.402†	124677.2	0.5022 mg/L	0.00129	0.5022 mg/L	0.00129	0.26%
QC value within limits for V 292.402 Recovery = 100.44%						
Zn 213.857†	36573.6	0.5024 mg/L	0.00461	0.5024 mg/L	0.00461	0.92%
QC value within limits for Zn 213.857 Recovery = 100.47%						

All analyte(s) passed QC.

Sequence No.: 50

Autosampler Location: 1

Sample ID: ICCB

Date Collected: 7/15/2006 8:53:07 PM

Analyst:

Data Type: Original

Initial Sample Wt:

Initial Sample Vol:

Dilution:

Sample Prep Vol:

Replicate Data: ICCB

Repl#	Analyte	Net Intensity	Corrected Intensity	Calib. Conc.	Units	Sample Conc.	Units	Analysis Time
1	K 766.490†	548.0	67.8	0.0050	mg/L	0.0050	mg/L	20:54:40
1	Li 670.784†	123.9	56.2	-0.0019	mg/L	-0.0019	mg/L	20:54:40
1	Na 589.592	-968.3	218.5	-0.1441	mg/L	-0.1441	mg/L	20:54:40
1	Y 371.029	3201171.5	3201171.5	0.963	mg/L			20:54:53
1	Ag 328.068†	-2040.4	251.2	-0.0005	mg/L	-0.0005	mg/L	20:54:59
1	Al 237.313†	-55.1	21.0	0.0009	mg/L	0.0009	mg/L	20:55:19
1	As 188.979†	5.7	0.4	-0.0007	mg/L	-0.0007	mg/L	20:55:19
1	B 182.528†	-3.5	1.7	0.0039	mg/L	0.0039	mg/L	20:55:19
1	Ba 233.527†	-153.9	-26.2	-0.0015	mg/L	-0.0015	mg/L	20:55:19
1	Be 313.107†	2487.1	130.8	0.0001	mg/L	0.0001	mg/L	20:54:59
1	Ca 315.886†	613.2	403.7	-0.0016	mg/L	-0.0016	mg/L	20:54:59
1	Cd 228.802†	137.1	21.9	0.0001	mg/L	0.0001	mg/L	20:55:19
1	Co 228.616†	-170.7	3.3	-0.0016	mg/L	-0.0016	mg/L	20:55:19
1	Cr 267.716†	887.2	44.4	-0.0017	mg/L	-0.0017	mg/L	20:54:59
1	Cu 324.752†	7911.9	1577.5	0.0043	mg/L	0.0043	mg/L	20:54:59
1	Fe 234.349†	1085.8	139.9	-0.0076	mg/L	-0.0076	mg/L	20:55:19
1	Fe 238.204†	1383.0	386.6	-0.0079	mg/L	-0.0079	mg/L	20:55:19
1	Mg 279.077†	497.2	97.2	-0.0196	mg/L	-0.0196	mg/L	20:54:59
1	Mn 257.610†	1568.8	-25.2	-0.0023	mg/L	-0.0023	mg/L	20:54:59
1	Mo 202.031†	44.4	8.6	0.0002	mg/L	0.0002	mg/L	20:55:19
1	Ni 231.604†	8.4	-13.3	-0.0031	mg/L	-0.0031	mg/L	20:55:19
1	P 214.914†	86.2	9.8	0.0194	mg/L	0.0194	mg/L	20:55:19
1	Pb 220.353†	-138.6	8.0	0.0003	mg/L	0.0003	mg/L	20:55:19
1	Sb 206.836†	6.2	-1.0	-0.0023	mg/L	-0.0023	mg/L	20:55:19
1	Se 196.026†	-5.3	2.7	0.0035	mg/L	0.0035	mg/L	20:55:19
1	Sn 189.927†	62.3	-18.2	-0.0080	mg/L	-0.0080	mg/L	20:55:19
1	Sr 407.771†	6471.9	407.4	-0.0003	mg/L	-0.0003	mg/L	20:54:53
1	Ti 337.279†	-1850.2	187.9	-0.0005	mg/L	-0.0005	mg/L	20:54:59
1	Tl 190.801†	-4.5	-4.7	-0.0054	mg/L	-0.0054	mg/L	20:55:19
1	V 292.402†	-1377.3	112.9	-0.0001	mg/L	-0.0001	mg/L	20:54:59
1	Zn 213.857†	876.6	278.8	0.0029	mg/L	0.0029	mg/L	20:55:19
2	K 766.490†	471.4	-15.4	-0.0358	mg/L	-0.0358	mg/L	20:54:45
2	Li 670.784†	103.7	34.4	-0.0025	mg/L	-0.0025	mg/L	20:54:45
2	Na 589.592	-1040.9	146.0	-0.1533	mg/L	-0.1533	mg/L	20:54:45
2	Y 371.029	3225747.8	3225747.8	0.970	mg/L			20:55:25
2	Ag 328.068†	-2047.2	260.3	-0.0004	mg/L	-0.0004	mg/L	20:55:30
2	Al 237.313†	-55.5	21.0	0.0009	mg/L	0.0009	mg/L	20:55:50
2	As 188.979†	8.4	3.1	0.0033	mg/L	0.0033	mg/L	20:55:50
2	B 182.528†	-0.6	4.6	0.0113	mg/L	0.0113	mg/L	20:55:50
2	Ba 233.527†	-127.3	2.4	-0.0012	mg/L	-0.0012	mg/L	20:55:50
2	Be 313.107†	2438.6	61.1	0.0001	mg/L	0.0001	mg/L	20:55:30
2	Ca 315.886†	558.5	342.5	-0.0021	mg/L	-0.0021	mg/L	20:55:30
2	Cd 228.802†	123.0	6.2	-0.0003	mg/L	-0.0003	mg/L	20:55:50
2	Co 228.616†	-195.0	-20.4	-0.0023	mg/L	-0.0023	mg/L	20:55:50
2	Cr 267.716†	891.5	41.9	-0.0017	mg/L	-0.0017	mg/L	20:55:30
2	Cu 324.752†	7805.7	1405.4	0.0037	mg/L	0.0037	mg/L	20:55:30
2	Fe 234.349†	1095.1	140.9	-0.0076	mg/L	-0.0076	mg/L	20:55:50

2	Fe 238.204†	1342.8	334.2	-0.0083 mg/L	-0.0083 mg/L	20:55:50
2	Mg 279.077†	513.3	109.9	-0.0191 mg/L	-0.0191 mg/L	20:55:30
2	Mn 257.610†	1538.6	-68.7	-0.0023 mg/L	-0.0023 mg/L	20:55:30
2	Mo 202.031†	40.3	4.0	-0.0001 mg/L	-0.0001 mg/L	20:55:50
2	Ni 231.604†	25.3	4.0	-0.0025 mg/L	-0.0025 mg/L	20:55:50
2	P 214.914†	84.9	7.7	0.0179 mg/L	0.0179 mg/L	20:55:50
2	Pb 220.353†	-133.8	14.0	0.0010 mg/L	0.0010 mg/L	20:55:50
2	Sb 206.836†	6.5	-0.7	-0.0022 mg/L	-0.0022 mg/L	20:55:50
2	Se 196.026†	-4.3	3.8	0.0049 mg/L	0.0049 mg/L	20:55:50
2	Sn 189.927†	55.0	-26.3	-0.0104 mg/L	-0.0104 mg/L	20:55:50
2	Sr 407.771†	6317.7	197.3	-0.0003 mg/L	-0.0003 mg/L	20:55:25
2	Ti 337.279†	-1702.8	354.4	-0.0003 mg/L	-0.0003 mg/L	20:55:30
2	Tl 190.801†	-0.3	-0.4	-0.0019 mg/L	-0.0019 mg/L	20:55:50
2	V 292.402†	-1585.5	-90.7	-0.0009 mg/L	-0.0009 mg/L	20:55:30
2	Zn 213.857†	863.1	258.0	0.0026 mg/L	0.0026 mg/L	20:55:50

Mean Data: ICCB

Analyte	Mean Corrected Intensity	Conc.	Calib Units	Std.Dev.	Conc. Units	Std.Dev.	RSD
Y 371.029	3213459.7	0.967 mg/L		0.0052			0.54%
Ag 328.068†	255.8	-0.0004 mg/L		0.00002	-0.0004 mg/L	0.00002	5.10%
QC value within limits for Ag 328.068 Recovery = Not calculated							
Al 237.313†	21.0	0.0009 mg/L		0.00000	0.0009 mg/L	0.00000	0.12%
QC value within limits for Al 237.313 Recovery = Not calculated							
As 188.979†	1.7	0.0013 mg/L		0.00280	0.0013 mg/L	0.00280	213.82%
QC value within limits for As 188.979 Recovery = Not calculated							
B 182.528†	3.2	0.0076 mg/L		0.00521	0.0076 mg/L	0.00521	68.62%
QC value within limits for B 182.528 Recovery = Not calculated							
Ba 233.527†	-11.9	-0.0014 mg/L		0.00019	-0.0014 mg/L	0.00019	13.79%
QC value within limits for Ba 233.527 Recovery = Not calculated							
Be 313.107†	96.0	0.0001 mg/L		0.00001	0.0001 mg/L	0.00001	13.01%
QC value within limits for Be 313.107 Recovery = Not calculated							
Ca 315.886†	373.1	-0.0019 mg/L		0.00033	-0.0019 mg/L	0.00033	17.67%
QC value within limits for Ca 315.886 Recovery = Not calculated							
Cd 228.802†	14.1	-0.0001 mg/L		0.00031	-0.0001 mg/L	0.00031	291.91%
QC value within limits for Cd 228.802 Recovery = Not calculated							
Co 228.616†	-8.5	-0.0020 mg/L		0.00049	-0.0020 mg/L	0.00049	24.89%
QC value within limits for Co 228.616 Recovery = Not calculated							
Cr 267.716†	43.2	-0.0017 mg/L		0.00001	-0.0017 mg/L	0.00001	0.73%
QC value within limits for Cr 267.716 Recovery = Not calculated							
Cu 324.752†	1491.5	0.0040 mg/L		0.00043	0.0040 mg/L	0.00043	10.79%
QC value greater than the upper limit for Cu 324.752 Recovery = Not calculated							
Fe 234.349†	140.4	-0.0076 mg/L		0.00001	-0.0076 mg/L	0.00001	0.14%
QC value within limits for Fe 234.349 Recovery = Not calculated							
Fe 238.204†	360.4	-0.0081 mg/L		0.00033	-0.0081 mg/L	0.00033	4.06%
QC value within limits for Fe 238.204 Recovery = Not calculated							
K 766.490†	26.2	-0.0154 mg/L		0.02880	-0.0154 mg/L	0.02880	187.01%
QC value within limits for K 766.490 Recovery = Not calculated							
Li 670.784†	45.3	-0.0022 mg/L		0.00044	-0.0022 mg/L	0.00044	20.06%
QC value within limits for Li 670.784 Recovery = Not calculated							
Mg 279.077†	103.5	-0.0193 mg/L		0.00036	-0.0193 mg/L	0.00036	1.85%
QC value less than the lower limit for Mg 279.077 Recovery = Not calculated							
Mn 257.610†	-46.9	-0.0023 mg/L		0.00004	-0.0023 mg/L	0.00004	1.67%
QC value within limits for Mn 257.610 Recovery = Not calculated							
Mo 202.031†	6.3	0.0000 mg/L		0.00025	0.0000 mg/L	0.00025	741.03%
QC value within limits for Mo 202.031 Recovery = Not calculated							
Na 589.592	182.3	-0.1487 mg/L		0.00649	-0.1487 mg/L	0.00649	4.37%
QC value within limits for Na 589.592 Recovery = Not calculated							
Ni 231.604†	-4.6	-0.0028 mg/L		0.00042	-0.0028 mg/L	0.00042	14.81%
QC value less than the lower limit for Ni 231.604 Recovery = Not calculated							
P 214.914†	8.8	0.0186 mg/L		0.00105	0.0186 mg/L	0.00105	5.63%
QC value within limits for P 214.914 Recovery = Not calculated							
Pb 220.353†	11.0	0.0007 mg/L		0.00050	0.0007 mg/L	0.00050	76.92%
QC value within limits for Pb 220.353 Recovery = Not calculated							
Sb 206.836†	-0.8	-0.0023 mg/L		0.00009	-0.0023 mg/L	0.00009	3.97%
QC value within limits for Sb 206.836 Recovery = Not calculated							
Se 196.026†	3.3	0.0042 mg/L		0.00099	0.0042 mg/L	0.00099	23.78%
QC value within limits for Se 196.026 Recovery = Not calculated							
Sn 189.927†	-22.3	-0.0092 mg/L		0.00167	-0.0092 mg/L	0.00167	18.15%
QC value within limits for Sn 189.927 Recovery = Not calculated							
Sr 407.771†	302.3	-0.0003 mg/L		0.00001	-0.0003 mg/L	0.00001	2.16%

QC value within limits for Sr 407.771 Recovery = Not calculated
 Ti 337.279† 271.2 -0.0004 mg/L 0.00016 -0.0004 mg/L 0.00016 43.02%
 QC value within limits for Ti 337.279 Recovery = Not calculated
 Tl 190.801† -2.5 -0.0037 mg/L 0.00249 -0.0037 mg/L 0.00249 67.58%
 QC value within limits for Tl 190.801 Recovery = Not calculated
 V 292.402† 11.1 -0.0005 mg/L 0.00058 -0.0005 mg/L 0.00058 107.66%
 QC value within limits for V 292.402 Recovery = Not calculated
 Zn 213.857† 268.4 0.0027 mg/L 0.00021 0.0027 mg/L 0.00021 7.66%
 QC value within limits for Zn 213.857 Recovery = Not calculated
 QC Failed. Continue with analysis.

Sequence No.: 51

Sample ID: BG61321-ms2

Analyst:

Initial Sample Wt:

Dilution:

Autosampler Location: 39

Date Collected: 7/15/2006 8:57:28 PM

Data Type: Original

Initial Sample Vol:

Sample Prep Vol:

Replicate Data: BG61321-ms2

Repl#	Analyte	Net Intensity	Corrected Intensity	Calib. Conc. Units	Sample Conc. Units	Analysis Time
1	K 766.490†	48821.4	50123.7	24.51 mg/L	24.51 mg/L	20:59:04
1	Li 670.784†	17047.3	17604.5	0.4952 mg/L	0.4952 mg/L	20:59:04
1	Na 589.592	221942.9	223129.8	28.08 mg/L	28.08 mg/L	20:59:04
1	Y 371.029	3205623.0	3205623.0	0.964 mg/L		20:59:22
1	Ag 328.068†	60205.9	64799.8	0.2315 mg/L	0.2315 mg/L	20:59:27
1	Al 237.313†	374525.6	388438.9	46.69 mg/L	46.69 mg/L	20:59:27
1	As 188.979†	304.6	310.3	0.4472 mg/L	0.4472 mg/L	20:59:47
1	B 182.528†	164.3	175.6	0.4413 mg/L	0.4413 mg/L	20:59:47
1	Ba 233.527†	60983.1	63369.5	0.5848 mg/L	0.5848 mg/L	20:59:27
1	Be 313.107†	230720.3	236791.4	0.0470 mg/L	0.0470 mg/L	20:59:27
1	Ca 315.886†	1365730.9	1415948.2	10.72 mg/L	10.72 mg/L	20:59:22
1	Cd 228.802†	8424.7	8615.5	0.2265 mg/L	0.2265 mg/L	20:59:47
1	Co 228.616†	15105.6	15844.2	0.4547 mg/L	0.4547 mg/L	20:59:27
1	Cr 267.716†	72521.5	74323.7	0.5038 mg/L	0.5038 mg/L	20:59:27
1	Cu 324.752†	142039.8	140648.6	0.5096 mg/L	0.5096 mg/L	20:59:27
1	Fe 234.349†	1730918.4	1793871.1	39.30 mg/L	39.30 mg/L	20:59:22
1	Fe 238.204†	4246554.0	4402372.6	38.88 mg/L	38.88 mg/L	20:59:22
1	Mg 279.077†	227678.6	235670.0	9.381 mg/L	9.381 mg/L	20:59:27
1	Mn 257.610†	740745.9	766454.9	0.9588 mg/L	0.9588 mg/L	20:59:22
1	Mo 202.031†	5648.5	5819.6	0.4518 mg/L	0.4518 mg/L	20:59:47
1	Ni 231.604†	13268.9	13737.0	0.4690 mg/L	0.4690 mg/L	20:59:27
1	P 214.914†	12571.4	12956.1	9.326 mg/L	9.326 mg/L	20:59:47
1	Pb 220.353†	4381.2	4694.9	0.5637 mg/L	0.5637 mg/L	20:59:47
1	Sb 206.836†	727.7	747.2	0.3809 mg/L	0.3809 mg/L	20:59:47
1	Se 196.026†	641.0	672.9	0.8819 mg/L	0.8819 mg/L	20:59:47
1	Sn 189.927†	1665.5	1644.1	0.4812 mg/L	0.4812 mg/L	20:59:47
1	Sr 407.771†	1757767.9	1816387.1	0.0811 mg/L	0.0811 mg/L	20:59:22
1	Ti 337.279†	1715451.3	1780929.3	2.460 mg/L	2.460 mg/L	20:59:22
1	Tl 190.801†	525.7	545.1	0.4489 mg/L	0.4489 mg/L	20:59:47
1	V 292.402†	123715.4	129828.6	0.5145 mg/L	0.5145 mg/L	20:59:27
1	Zn 213.857†	38674.1	39471.4	0.5401 mg/L	0.5401 mg/L	20:59:27
2	K 766.490†	49060.9	50320.5	24.60 mg/L	24.60 mg/L	20:59:10
2	Li 670.784†	17061.6	17601.5	0.4951 mg/L	0.4951 mg/L	20:59:10
2	Na 589.592	221045.6	222232.5	27.97 mg/L	27.97 mg/L	20:59:10
2	Y 371.029	3208868.3	3208868.3	0.965 mg/L		20:59:56
2	Ag 328.068†	60810.3	65362.8	0.2336 mg/L	0.2336 mg/L	21:00:02
2	Al 237.313†	379214.8	392903.5	47.23 mg/L	47.23 mg/L	21:00:02
2	As 188.979†	300.3	305.5	0.4402 mg/L	0.4402 mg/L	21:00:22
2	B 182.528†	168.2	179.5	0.4510 mg/L	0.4510 mg/L	21:00:22
2	Ba 233.527†	61816.4	64168.7	0.5922 mg/L	0.5922 mg/L	21:00:02
2	Be 313.107†	233504.2	239433.2	0.0476 mg/L	0.0476 mg/L	21:00:02
2	Ca 315.886†	1365164.3	1413928.9	10.70 mg/L	10.70 mg/L	20:59:56
2	Cd 228.802†	8391.3	8572.0	0.2255 mg/L	0.2255 mg/L	21:00:22
2	Co 228.616†	15335.4	16066.3	0.4612 mg/L	0.4612 mg/L	21:00:02
2	Cr 267.716†	73286.0	75039.5	0.5087 mg/L	0.5087 mg/L	21:00:02
2	Cu 324.752†	143003.7	141498.1	0.5127 mg/L	0.5127 mg/L	21:00:02
2	Fe 234.349†	1738922.3	1800347.0	39.44 mg/L	39.44 mg/L	20:59:56
2	Fe 238.204†	4250708.6	4402222.8	38.88 mg/L	38.88 mg/L	20:59:56
2	Mg 279.077†	230658.4	238518.0	9.495 mg/L	9.495 mg/L	21:00:02
2	Mn 257.610†	741372.8	766327.5	0.9586 mg/L	0.9586 mg/L	20:59:56

2	Mo 202.031†	5677.7	5844.0	0.4537 mg/L	0.4537 mg/L	21:00:22
2	Ni 231.604†	13418.6	13878.2	0.4738 mg/L	0.4738 mg/L	21:00:02
2	P 214.914†	12524.6	12894.4	9.282 mg/L	9.282 mg/L	21:00:22
2	Pb 220.353†	4362.0	4670.4	0.5609 mg/L	0.5609 mg/L	21:00:22
2	Sb 206.836†	728.6	747.4	0.3809 mg/L	0.3809 mg/L	21:00:22
2	Se 196.026†	639.6	670.8	0.8792 mg/L	0.8792 mg/L	21:00:22
2	Sn 189.927†	1674.2	1651.3	0.4833 mg/L	0.4833 mg/L	21:00:22
2	Sr 407.771†	1759778.2	1816626.1	0.0811 mg/L	0.0811 mg/L	20:59:56
2	Ti 337.279†	1717879.2	1781645.4	2.461 mg/L	2.461 mg/L	20:59:56
2	Tl 190.801†	520.0	538.6	0.4436 mg/L	0.4436 mg/L	21:00:22
2	V 292.402†	125128.6	131162.7	0.5198 mg/L	0.5198 mg/L	21:00:02
2	Zn 213.857†	39152.7	39926.6	0.5463 mg/L	0.5463 mg/L	21:00:02

Mean Data: BG61321-ms2

Analyte	Mean Corrected		Calib Units	Std.Dev.	Sample		RSD
	Intensity	Conc.			Conc.	Units	
Y 371.029	3207245.7	0.965 mg/L		0.0007			0.07%
Ag 328.068†	65081.3	0.2326 mg/L		0.00142	0.2326 mg/L	0.00142	0.61%
Al 237.313†	390671.2	46.96 mg/L		0.380	46.96 mg/L	0.380	0.81%
As 188.979†	307.9	0.4437 mg/L		0.00491	0.4437 mg/L	0.00491	1.11%
B 182.528†	177.6	0.4462 mg/L		0.00684	0.4462 mg/L	0.00684	1.53%
Ba 233.527†	63769.1	0.5885 mg/L		0.00523	0.5885 mg/L	0.00523	0.89%
Be 313.107†	238112.3	0.0473 mg/L		0.00039	0.0473 mg/L	0.00039	0.81%
Ca 315.886†	1414938.5	10.71 mg/L		0.011	10.71 mg/L	0.011	0.10%
Cd 228.802†	8593.7	0.2260 mg/L		0.00076	0.2260 mg/L	0.00076	0.34%
Co 228.616†	15955.2	0.4580 mg/L		0.00458	0.4580 mg/L	0.00458	1.00%
Cr 267.716†	74681.6	0.5063 mg/L		0.00344	0.5063 mg/L	0.00344	0.68%
Cu 324.752†	141073.4	0.5111 mg/L		0.00216	0.5111 mg/L	0.00216	0.42%
Fe 234.349†	1797109.1	39.37 mg/L		0.100	39.37 mg/L	0.100	0.25%
Fe 238.204†	4402297.7	38.88 mg/L		0.001	38.88 mg/L	0.001	0.00%
K 766.490†	50222.1	24.55 mg/L		0.068	24.55 mg/L	0.068	0.28%
Li 670.784†	17603.0	0.4951 mg/L		0.00006	0.4951 mg/L	0.00006	0.01%
Mg 279.077†	237094.0	9.438 mg/L		0.0804	9.438 mg/L	0.0804	0.85%
Mn 257.610†	766391.2	0.9587 mg/L		0.00011	0.9587 mg/L	0.00011	0.01%
Mo 202.031†	5831.8	0.4528 mg/L		0.00134	0.4528 mg/L	0.00134	0.30%
Na 589.592	222681.1	28.02 mg/L		0.080	28.02 mg/L	0.080	0.29%
Ni 231.604†	13807.6	0.4714 mg/L		0.00343	0.4714 mg/L	0.00343	0.73%
P 214.914†	12925.2	9.304 mg/L		0.0313	9.304 mg/L	0.0313	0.34%
Pb 220.353†	4682.6	0.5623 mg/L		0.00198	0.5623 mg/L	0.00198	0.35%
Sb 206.836†	747.3	0.3809 mg/L		0.00001	0.3809 mg/L	0.00001	0.00%
Se 196.026†	671.8	0.8805 mg/L		0.00196	0.8805 mg/L	0.00196	0.22%
Sn 189.927†	1647.7	0.4823 mg/L		0.00150	0.4823 mg/L	0.00150	0.31%
Sr 407.771†	1816506.6	0.0811 mg/L		0.00001	0.0811 mg/L	0.00001	0.01%
Ti 337.279†	1781287.3	2.460 mg/L		0.0007	2.460 mg/L	0.0007	0.03%
Tl 190.801†	541.8	0.4462 mg/L		0.00378	0.4462 mg/L	0.00378	0.85%
V 292.402†	130495.7	0.5172 mg/L		0.00376	0.5172 mg/L	0.00376	0.73%
Zn 213.857†	39699.0	0.5432 mg/L		0.00443	0.5432 mg/L	0.00443	0.81%

Matrix Recovery Check: BG61321-ms2

Analyte	Expected	Measured	Std. Dev.	Units	Recovery (%)
	Conc.	Conc.			
K 766.490	26.29	24.55	0.068	mg/L	93.1
Li 670.784	0.5279	0.4951	0.000	mg/L	93.4
Na 589.592	29.88	28.02	0.080	mg/L	92.6
Ag 328.068	0.2503	0.2326	0.001	mg/L	92.9
Al 237.313	51.35	46.96	0.380	mg/L	-75.6
As 188.979	0.5096	0.4437	0.005	mg/L	86.8
B 182.528	0.5128	0.4462	0.007	mg/L	86.7
Ba 233.527	0.6284	0.5885	0.005	mg/L	92.0
Be 313.107	0.0511	0.0473	0.000	mg/L	92.3
Ca 315.886	11.31	10.71	0.011	mg/L	88.0
Cd 228.802	0.2502	0.2260	0.001	mg/L	90.3
Co 228.616	0.5076	0.4580	0.005	mg/L	90.1
Cr 267.716	0.5529	0.5063	0.003	mg/L	90.7
Cu 324.752	0.5532	0.5111	0.002	mg/L	91.6
Fe 234.349	41.59	39.37	0.100	mg/L	11.0
Fe 238.204	41.25	38.88	0.001	mg/L	5.3
Mg 279.077	11.06	9.438	0.080	mg/L	67.6
Mn 257.610	1.003	0.9587	0.000	mg/L	91.1
Mo 202.031	0.5044	0.4528	0.001	mg/L	89.7

Ni 231.604	0.5307	0.4714	0.003	mg/L	88.1
P 214.914	9.777	9.304	0.031	mg/L	90.5
Pb 220.353	0.6284	0.5623	0.002	mg/L	86.8
Sb 206.836	0.5103	0.3809	0.000	mg/L	74.1
Se 196.026	0.9971	0.8805	0.002	mg/L	88.3
Sn 189.927	0.5078	0.4823	0.001	mg/L	94.9
Sr 407.771	0.0878	0.0811	0.000	mg/L	86.6
Ti 337.279	2.649	2.460	0.001	mg/L	62.3
Tl 190.801	0.5025	0.4462	0.004	mg/L	88.8
V 292.402	0.5755	0.5172	0.004	mg/L	88.3
Zn 213.857	0.5978	0.5432	0.004	mg/L	89.1

Sequence No.: 52

Autosampler Location: 40

Sample ID: BG61321-sd2 x5

Date Collected: 7/15/2006 9:02:02 PM

Analyst:

Data Type: Original

Initial Sample Wt:

Initial Sample Vol:

Dilution:

Sample Prep Vol:

Replicate Data: BG61321-sd2 x5

Repl#	Analyte	Net	Corrected	Calib.	Sample	Analysis Time
		Intensity	Intensity	Conc. Units	Conc. Units	
1	K 766.490†	1011.9	540.0	0.2361 mg/L	0.2361 mg/L	21:03:34
1	Li 670.784†	341.9	279.3	0.0044 mg/L	0.0044 mg/L	21:03:34
1	Na 589.592	7434.1	8621.0	0.9198 mg/L	0.9198 mg/L	21:03:34
1	Y 371.029	3230634.5	3230634.5	0.972 mg/L		21:03:49
1	Ag 328.068†	-1849.2	467.3	0.0006 mg/L	0.0006 mg/L	21:03:54
1	Al 237.313†	82215.3	84670.5	10.18 mg/L	10.18 mg/L	21:03:54
1	As 188.979†	8.9	3.5	0.0035 mg/L	0.0035 mg/L	21:04:14
1	B 182.528†	-0.1	5.2	0.0128 mg/L	0.0128 mg/L	21:04:14
1	Ba 233.527†	2752.6	2965.8	0.0262 mg/L	0.0262 mg/L	21:04:14
1	Be 313.107†	5077.6	2772.6	0.0003 mg/L	0.0003 mg/L	21:03:54
1	Ca 315.886†	167676.7	172291.6	1.300 mg/L	1.300 mg/L	21:03:49
1	Cd 228.802†	140.3	23.8	0.0002 mg/L	0.0002 mg/L	21:04:14
1	Co 228.616†	-65.6	113.0	0.0006 mg/L	0.0006 mg/L	21:04:14
1	Cr 267.716†	2421.0	1614.3	0.0094 mg/L	0.0094 mg/L	21:03:54
1	Cu 324.752†	8924.6	2544.5	0.0096 mg/L	0.0096 mg/L	21:03:54
1	Fe 234.349†	364556.6	374109.1	8.188 mg/L	8.188 mg/L	21:03:49
1	Fe 238.204†	912161.3	937484.3	8.270 mg/L	8.270 mg/L	21:03:49
1	Mg 279.077†	31918.7	32422.5	1.269 mg/L	1.269 mg/L	21:03:54
1	Mn 257.610†	83437.2	84195.4	0.1033 mg/L	0.1033 mg/L	21:03:54
1	Mo 202.031†	55.2	19.2	0.0010 mg/L	0.0010 mg/L	21:04:14
1	Ni 231.604†	228.8	213.3	0.0047 mg/L	0.0047 mg/L	21:04:14
1	P 214.914†	1453.2	1415.4	1.030 mg/L	1.030 mg/L	21:04:14
1	Pb 220.353†	56.7	210.2	0.0259 mg/L	0.0259 mg/L	21:04:14
1	Sb 206.836†	16.8	9.9	0.0028 mg/L	0.0028 mg/L	21:04:14
1	Se 196.026†	-3.1	5.1	0.0065 mg/L	0.0065 mg/L	21:04:14
1	Sn 189.927†	73.9	-6.9	-0.0039 mg/L	-0.0039 mg/L	21:04:14
1	Sr 407.771†	179118.2	177984.0	0.0077 mg/L	0.0077 mg/L	21:03:49
1	Ti 337.279†	308406.8	319432.6	0.4406 mg/L	0.4406 mg/L	21:03:49
1	Tl 190.801†	3.6	3.7	0.0023 mg/L	0.0023 mg/L	21:04:14
1	V 292.402†	2742.3	4364.6	0.0152 mg/L	0.0152 mg/L	21:03:54
1	Zn 213.857†	2360.6	1797.5	0.0233 mg/L	0.0233 mg/L	21:04:14
2	K 766.490†	1076.4	597.7	0.2644 mg/L	0.2644 mg/L	21:03:40
2	Li 670.784†	338.6	273.2	0.0043 mg/L	0.0043 mg/L	21:03:40
2	Na 589.592	7393.9	8580.8	0.9147 mg/L	0.9147 mg/L	21:03:40
2	Y 371.029	3255752.5	3255752.5	0.979 mg/L		21:04:21
2	Ag 328.068†	-2012.3	315.5	0.0001 mg/L	0.0001 mg/L	21:04:26
2	Al 237.313†	82371.9	84177.8	10.12 mg/L	10.12 mg/L	21:04:26
2	As 188.979†	7.3	1.9	0.0011 mg/L	0.0011 mg/L	21:04:47
2	B 182.528†	-2.4	2.9	0.0068 mg/L	0.0068 mg/L	21:04:47
2	Ba 233.527†	2708.8	2899.3	0.0256 mg/L	0.0256 mg/L	21:04:47
2	Be 313.107†	4854.2	2504.3	0.0002 mg/L	0.0002 mg/L	21:04:26
2	Ca 315.886†	169093.0	172406.6	1.301 mg/L	1.301 mg/L	21:04:21
2	Cd 228.802†	133.1	15.5	0.0000 mg/L	0.0000 mg/L	21:04:47
2	Co 228.616†	-87.4	91.3	0.0000 mg/L	0.0000 mg/L	21:04:47
2	Cr 267.716†	2431.7	1605.9	0.0094 mg/L	0.0094 mg/L	21:04:26
2	Cu 324.752†	8801.4	2347.9	0.0089 mg/L	0.0089 mg/L	21:04:26
2	Fe 234.349†	368061.2	374793.3	8.203 mg/L	8.203 mg/L	21:04:21
2	Fe 238.204†	919390.6	937624.5	8.271 mg/L	8.271 mg/L	21:04:21
2	Mg 279.077†	31721.6	31967.9	1.251 mg/L	1.251 mg/L	21:04:26

2	Mn 257.610†	83403.3	83498.4	0.1024 mg/L	0.1024 mg/L	21:04:26
2	Mo 202.031†	53.4	17.0	0.0009 mg/L	0.0009 mg/L	21:04:47
2	Ni 231.604†	225.4	208.1	0.0045 mg/L	0.0045 mg/L	21:04:47
2	P 214.914†	1452.6	1403.4	1.021 mg/L	1.021 mg/L	21:04:47
2	Pb 220.353†	64.0	217.2	0.0267 mg/L	0.0267 mg/L	21:04:47
2	Sb 206.836†	16.4	9.3	0.0025 mg/L	0.0025 mg/L	21:04:47
2	Se 196.026†	-9.2	-1.1	-0.0016 mg/L	-0.0016 mg/L	21:04:47
2	Sn 189.927†	76.6	-4.7	-0.0033 mg/L	-0.0033 mg/L	21:04:47
2	Sr 407.771†	180164.6	177630.5	0.0076 mg/L	0.0076 mg/L	21:04:21
2	Ti 337.279†	310533.3	319155.6	0.4402 mg/L	0.4402 mg/L	21:04:21
2	Tl 190.801†	1.7	1.6	0.0006 mg/L	0.0006 mg/L	21:04:47
2	V 292.402†	2774.1	4375.4	0.0152 mg/L	0.0152 mg/L	21:04:26
2	Zn 213.857†	2341.3	1759.1	0.0227 mg/L	0.0227 mg/L	21:04:47

Mean Data: BG61321-sd2 x5

Analyte	Mean Corrected		Calib	Std.Dev.	Sample		Std.Dev.	RSD
	Intensity	Conc. Units			Conc. Units	Std.Dev.		
Y 371.029	3243193.5	0.976 mg/L	0.0053				0.55%	
Ag 328.068†	391.4	0.0004 mg/L	0.00038	0.0004 mg/L	0.00038	103.38%		
Al 237.313†	84424.2	10.15 mg/L	0.042	10.15 mg/L	0.042	0.41%		
As 188.979†	2.7	0.0023 mg/L	0.00174	0.0023 mg/L	0.00174	75.43%		
B 182.528†	4.0	0.0098 mg/L	0.00420	0.0098 mg/L	0.00420	42.81%		
Ba 233.527†	2932.5	0.0259 mg/L	0.00044	0.0259 mg/L	0.00044	1.68%		
Be 313.107†	2638.4	0.0003 mg/L	0.00004	0.0003 mg/L	0.00004	14.16%		
Ca 315.886†	172349.1	1.300 mg/L	0.0006	1.300 mg/L	0.0006	0.05%		
Cd 228.802†	19.6	0.0001 mg/L	0.00015	0.0001 mg/L	0.00015	139.99%		
Co 228.616†	102.2	0.0003 mg/L	0.00045	0.0003 mg/L	0.00045	137.55%		
Cr 267.716†	1610.1	0.0094 mg/L	0.00004	0.0094 mg/L	0.00004	0.42%		
Cu 324.752†	2446.2	0.0093 mg/L	0.00049	0.0093 mg/L	0.00049	5.33%		
Fe 234.349†	374451.2	8.196 mg/L	0.0106	8.196 mg/L	0.0106	0.13%		
Fe 238.204†	937554.4	8.271 mg/L	0.0009	8.271 mg/L	0.0009	0.01%		
K 766.490†	568.9	0.2502 mg/L	0.01999	0.2502 mg/L	0.01999	7.99%		
Li 670.784†	276.2	0.0044 mg/L	0.00012	0.0044 mg/L	0.00012	2.80%		
Mg 279.077†	32195.2	1.260 mg/L	0.0128	1.260 mg/L	0.0128	1.02%		
Mn 257.610†	83846.9	0.1029 mg/L	0.00062	0.1029 mg/L	0.00062	0.60%		
Mo 202.031†	18.1	0.0010 mg/L	0.00012	0.0010 mg/L	0.00012	12.70%		
Na 589.592	8600.9	0.9173 mg/L	0.00360	0.9173 mg/L	0.00360	0.39%		
Ni 231.604†	210.7	0.0046 mg/L	0.00013	0.0046 mg/L	0.00013	2.79%		
P 214.914†	1409.4	1.025 mg/L	0.0061	1.025 mg/L	0.0061	0.60%		
Pb 220.353†	213.7	0.0263 mg/L	0.00057	0.0263 mg/L	0.00057	2.18%		
Sb 206.836†	9.6	0.0026 mg/L	0.00021	0.0026 mg/L	0.00021	8.13%		
Se 196.026†	2.0	0.0025 mg/L	0.00573	0.0025 mg/L	0.00573	233.83%		
Sn 189.927†	-5.8	-0.0036 mg/L	0.00046	-0.0036 mg/L	0.00046	12.79%		
Sr 407.771†	177807.2	0.0076 mg/L	0.00001	0.0076 mg/L	0.00001	0.15%		
Ti 337.279†	319294.1	0.4404 mg/L	0.00027	0.4404 mg/L	0.00027	0.06%		
Tl 190.801†	2.7	0.0015 mg/L	0.00119	0.0015 mg/L	0.00119	80.60%		
V 292.402†	4370.0	0.0152 mg/L	0.00003	0.0152 mg/L	0.00003	0.18%		
Zn 213.857†	1778.3	0.0230 mg/L	0.00038	0.0230 mg/L	0.00038	1.63%		

Dilution Check: BG61321-sd2 x5

Analyte	Expected		Measured	Std. Dev.	Units	Difference (%)
	Conc.	Conc.				
K 766.490	0.2571	0.2502	0.020	mg/L	2.7	
Li 670.784	0.0056	0.0044	0.000	mg/L	21.9	
Na 589.592	0.9766	0.9173	0.004	mg/L	6.1	
Y 371.029			0.000	mg/L	Not calculated	
Ag 328.068	0.0001	0.0004	0.000	mg/L	498.6	
Al 237.313	9.770	10.15	0.042	mg/L	3.9	
As 188.979	0.0019	0.0023	0.002	mg/L	19.5	
B 182.528	0.0026	0.0098	0.004	mg/L	283.8	
Ba 233.527	0.0257	0.0259	0.000	mg/L	0.8	
Be 313.107	0.0002	0.0003	0.000	mg/L	20.2	
Ca 315.886	1.262	1.300	0.001	mg/L	3.1	
Cd 228.802	0.0000	0.0001	0.000	mg/L	124.3	
Co 228.616	0.0015	0.0003	0.000	mg/L	78.7	
Cr 267.716	0.0106	0.0094	0.000	mg/L	11.4	
Cu 324.752	0.0106	0.0093	0.000	mg/L	12.8	
Fe 234.349	7.819	8.196	0.011	mg/L	4.8	
Fe 238.204	7.749	8.271	0.001	mg/L	6.7	
Mg 279.077	1.211	1.260	0.013	mg/L	4.0	

Mn 257.610	0.1006	0.1029	0.001	mg/L	2.3
Mo 202.031	0.0009	0.0010	0.000	mg/L	9.3
Ni 231.604	0.0061	0.0046	0.000	mg/L	25.6
P 214.914	0.9553	1.025	0.006	mg/L	7.3
Pb 220.353	0.0257	0.0263	0.001	mg/L	2.4
Sb 206.836	0.0021	0.0026	0.000	mg/L	26.8
Se 196.026	-0.0006	0.0025	0.006	mg/L	-519.4
Sn 189.927	0.0016	-0.0036	0.000	mg/L	331.2
Sr 407.771	0.0076	0.0076	0.000	mg/L	1.1
Ti 337.279	0.4297	0.4404	0.000	mg/L	2.5
Tl 190.801	0.0005	0.0015	0.001	mg/L	196.5
V 292.402	0.0151	0.0152	0.000	mg/L	0.5
Zn 213.857	0.0196	0.0230	0.000	mg/L	17.7

Sequence No.: 53

Sample ID: BG61321-pds2

Analyst:

Initial Sample Wt:

Dilution:

Autosampler Location: 41

Date Collected: 7/15/2006 9:06:23 PM

Data Type: Original

Initial Sample Vol:

Sample Prep Vol:

Replicate Data: BG61321-pds2

Repl#	Analyte	Net Intensity	Corrected Intensity	Calib. Conc.	Units	Sample Conc.	Units	Analysis Time
1	K 766.490†	50544.0	51975.1	25.41	mg/L	25.41	mg/L	21:08:00
1	Li 670.784†	17890.9	18502.4	0.5206	mg/L	0.5206	mg/L	21:08:00
1	Na 589.592	227065.0	228251.9	28.73	mg/L	28.73	mg/L	21:08:00
1	Y 371.029	3201642.3	3201642.3	0.963	mg/L			21:08:18
1	Ag 328.068†	63660.9	68464.6	0.2447	mg/L	0.2447	mg/L	21:08:23
1	Al 237.313†	413020.1	428887.8	51.56	mg/L	51.56	mg/L	21:08:23
1	As 188.979†	319.3	325.9	0.4697	mg/L	0.4697	mg/L	21:08:43
1	B 182.528†	179.4	191.6	0.4814	mg/L	0.4814	mg/L	21:08:43
1	Ba 233.527†	64275.3	66866.1	0.6172	mg/L	0.6172	mg/L	21:08:23
1	Be 313.107†	240791.3	247544.8	0.0491	mg/L	0.0491	mg/L	21:08:18
1	Ca 315.886†	1413389.7	1467189.7	11.11	mg/L	11.11	mg/L	21:08:18
1	Cd 228.802†	8876.7	9095.6	0.2392	mg/L	0.2392	mg/L	21:08:43
1	Co 228.616†	16285.0	17088.1	0.4907	mg/L	0.4907	mg/L	21:08:23
1	Cr 267.716†	78126.7	80236.7	0.5440	mg/L	0.5440	mg/L	21:08:23
1	Cu 324.752†	145948.5	144889.9	0.5251	mg/L	0.5251	mg/L	21:08:23
1	Fe 234.349†	1788395.0	1855776.6	40.65	mg/L	40.65	mg/L	21:08:18
1	Fe 238.204†	4380387.1	4546797.0	40.15	mg/L	40.15	mg/L	21:08:18
1	Mg 279.077†	262686.5	272309.8	10.84	mg/L	10.84	mg/L	21:08:23
1	Mn 257.610†	743739.9	770518.4	0.9639	mg/L	0.9639	mg/L	21:08:18
1	Mo 202.031†	6087.7	6282.9	0.4878	mg/L	0.4878	mg/L	21:08:43
1	Ni 231.604†	14521.1	15054.2	0.5142	mg/L	0.5142	mg/L	21:08:23
1	P 214.914†	12535.7	12935.2	9.311	mg/L	9.311	mg/L	21:08:43
1	Pb 220.353†	4640.7	4969.9	0.5972	mg/L	0.5972	mg/L	21:08:43
1	Sb 206.836†	877.5	903.6	0.4627	mg/L	0.4627	mg/L	21:08:43
1	Se 196.026†	681.8	716.1	0.9386	mg/L	0.9386	mg/L	21:08:43
1	Sn 189.927†	1736.2	1719.6	0.5035	mg/L	0.5035	mg/L	21:08:43
1	Sr 407.771†	1860030.7	1924825.6	0.0860	mg/L	0.0860	mg/L	21:08:18
1	Ti 337.279†	1813921.0	1885375.2	2.604	mg/L	2.604	mg/L	21:08:18
1	Tl 190.801†	561.0	582.4	0.4787	mg/L	0.4787	mg/L	21:08:43
1	V 292.402†	134989.9	141693.5	0.5619	mg/L	0.5619	mg/L	21:08:23
1	Zn 213.857†	40685.6	41609.7	0.5694	mg/L	0.5694	mg/L	21:08:23
2	K 766.490†	50325.6	51634.9	25.25	mg/L	25.25	mg/L	21:08:05
2	Li 670.784†	17873.4	18444.0	0.5189	mg/L	0.5189	mg/L	21:08:05
2	Na 589.592	227920.0	229106.9	28.84	mg/L	28.84	mg/L	21:08:05
2	Y 371.029	3208604.0	3208604.0	0.965	mg/L			21:08:53
2	Ag 328.068†	63614.4	68273.0	0.2440	mg/L	0.2440	mg/L	21:08:58
2	Al 237.313†	411708.4	426598.6	51.29	mg/L	51.29	mg/L	21:08:58
2	As 188.979†	323.9	329.9	0.4755	mg/L	0.4755	mg/L	21:09:19
2	B 182.528†	185.1	197.0	0.4951	mg/L	0.4951	mg/L	21:09:19
2	Ba 233.527†	63964.9	66399.8	0.6129	mg/L	0.6129	mg/L	21:08:58
2	Be 313.107†	241521.3	247758.7	0.0492	mg/L	0.0492	mg/L	21:08:53
2	Ca 315.886†	1414446.4	1465100.5	11.09	mg/L	11.09	mg/L	21:08:53
2	Cd 228.802†	8896.7	9096.3	0.2392	mg/L	0.2392	mg/L	21:09:19
2	Co 228.616†	16272.9	17038.9	0.4892	mg/L	0.4892	mg/L	21:08:58
2	Cr 267.716†	77832.9	79756.3	0.5408	mg/L	0.5408	mg/L	21:08:58
2	Cu 324.752†	146774.8	145417.2	0.5270	mg/L	0.5270	mg/L	21:08:58
2	Fe 234.349†	1790815.0	1854255.1	40.62	mg/L	40.62	mg/L	21:08:53

2	Fe 238.204†	4385695.5	4542428.9	40.12 mg/L	40.12 mg/L	21:08:53
2	Mg 279.077†	260212.9	269155.4	10.72 mg/L	10.72 mg/L	21:08:58
2	Mn 257.610†	745569.9	770738.9	0.9642 mg/L	0.9642 mg/L	21:08:53
2	Mo 202.031†	6084.4	6265.8	0.4865 mg/L	0.4865 mg/L	21:09:19
2	Ni 231.604†	14505.8	15005.6	0.5125 mg/L	0.5125 mg/L	21:08:58
2	P 214.914†	12546.5	12918.1	9.299 mg/L	9.299 mg/L	21:09:19
2	Pb 220.353†	4648.7	4967.9	0.5969 mg/L	0.5969 mg/L	21:09:19
2	Sb 206.836†	884.4	908.8	0.4655 mg/L	0.4655 mg/L	21:09:19
2	Se 196.026†	681.4	714.2	0.9360 mg/L	0.9360 mg/L	21:09:19
2	Sn 189.927†	1733.2	1712.6	0.5014 mg/L	0.5014 mg/L	21:09:19
2	Sr 407.771†	1862880.6	1923588.1	0.0859 mg/L	0.0859 mg/L	21:08:53
2	Ti 337.279†	1818188.3	1885709.9	2.605 mg/L	2.605 mg/L	21:08:53
2	Tl 190.801†	562.5	582.7	0.4790 mg/L	0.4790 mg/L	21:09:19
2	V 292.402†	134631.0	141017.6	0.5592 mg/L	0.5592 mg/L	21:08:58
2	Zn 213.857†	40576.7	41405.2	0.5665 mg/L	0.5665 mg/L	21:08:58

Mean Data: BG61321-pds2

Analyte	Mean Corrected Intensity	Conc. Units	Calib	Std.Dev.	Sample Conc. Units	Std.Dev.	RSD
Y 371.029	3205123.1	0.964 mg/L		0.0015			0.15%
Ag 328.068†	68368.8	0.2444 mg/L		0.00048	0.2444 mg/L	0.00048	0.20%
Al 237.313†	427743.2	51.43 mg/L		0.195	51.43 mg/L	0.195	0.38%
As 188.979†	327.9	0.4726 mg/L		0.00417	0.4726 mg/L	0.00417	0.88%
B 182.528†	194.3	0.4883 mg/L		0.00967	0.4883 mg/L	0.00967	1.98%
Ba 233.527†	66633.0	0.6150 mg/L		0.00305	0.6150 mg/L	0.00305	0.50%
Be 313.107†	247651.8	0.0492 mg/L		0.00003	0.0492 mg/L	0.00003	0.06%
Ca 315.886†	1466145.1	11.10 mg/L		0.011	11.10 mg/L	0.011	0.10%
Cd 228.802†	9095.9	0.2392 mg/L		0.00002	0.2392 mg/L	0.00002	0.01%
Co 228.616†	17063.5	0.4899 mg/L		0.00101	0.4899 mg/L	0.00101	0.21%
Cr 267.716†	79996.5	0.5424 mg/L		0.00231	0.5424 mg/L	0.00231	0.43%
Cu 324.752†	145153.5	0.5260 mg/L		0.00133	0.5260 mg/L	0.00133	0.25%
Fe 234.349†	1855015.8	40.64 mg/L		0.024	40.64 mg/L	0.024	0.06%
Fe 238.204†	4544613.0	40.14 mg/L		0.027	40.14 mg/L	0.027	0.07%
K 766.490†	51805.0	25.33 mg/L		0.118	25.33 mg/L	0.118	0.46%
Li 670.784†	18473.2	0.5198 mg/L		0.00117	0.5198 mg/L	0.00117	0.23%
Mg 279.077†	270732.6	10.78 mg/L		0.089	10.78 mg/L	0.089	0.83%
Mn 257.610†	770628.6	0.9640 mg/L		0.00020	0.9640 mg/L	0.00020	0.02%
Mo 202.031†	6274.3	0.4872 mg/L		0.00094	0.4872 mg/L	0.00094	0.19%
Na 589.592	228679.4	28.78 mg/L		0.077	28.78 mg/L	0.077	0.27%
Ni 231.604†	15029.9	0.5134 mg/L		0.00118	0.5134 mg/L	0.00118	0.23%
P 214.914†	12926.6	9.305 mg/L		0.0087	9.305 mg/L	0.0087	0.09%
Pb 220.353†	4968.9	0.5971 mg/L		0.00022	0.5971 mg/L	0.00022	0.04%
Sb 206.836†	906.2	0.4641 mg/L		0.00198	0.4641 mg/L	0.00198	0.43%
Se 196.026†	715.1	0.9373 mg/L		0.00179	0.9373 mg/L	0.00179	0.19%
Sn 189.927†	1716.1	0.5024 mg/L		0.00143	0.5024 mg/L	0.00143	0.29%
Sr 407.771†	1924206.8	0.0859 mg/L		0.00004	0.0859 mg/L	0.00004	0.05%
Ti 337.279†	1885542.5	2.604 mg/L		0.0003	2.604 mg/L	0.0003	0.01%
Tl 190.801†	582.6	0.4789 mg/L		0.00018	0.4789 mg/L	0.00018	0.04%
V 292.402†	141355.6	0.5606 mg/L		0.00191	0.5606 mg/L	0.00191	0.34%
Zn 213.857†	41507.4	0.5679 mg/L		0.00199	0.5679 mg/L	0.00199	0.35%

Matrix Recovery Check: BG61321-pds2

Analyte	Expected Conc.	Measured Conc.	Std. Dev.	Units	Recovery (%)
K 766.490	26.29	25.33	0.118	mg/L	96.2
Li 670.784	0.5279	0.5198	0.001	mg/L	98.4
Na 589.592	29.88	28.78	0.077	mg/L	95.6
Ag 328.068	0.2503	0.2444	0.000	mg/L	97.6
Al 237.313	51.35	51.43	0.195	mg/L	103.0
As 188.979	0.5096	0.4726	0.004	mg/L	92.6
B 182.528	0.5128	0.4883	0.010	mg/L	95.1
Ba 233.527	0.6284	0.6150	0.003	mg/L	97.3
Be 313.107	0.0511	0.0492	0.000	mg/L	96.0
Ca 315.886	11.31	11.10	0.011	mg/L	95.8
Cd 228.802	0.2502	0.2392	0.000	mg/L	95.6
Co 228.616	0.5076	0.4899	0.001	mg/L	96.5
Cr 267.716	0.5529	0.5424	0.002	mg/L	97.9
Cu 324.752	0.5532	0.5260	0.001	mg/L	94.6
Fe 234.349	41.59	40.64	0.024	mg/L	61.7
Fe 238.204	41.25	40.14	0.027	mg/L	55.6

Mg 279.077	11.06	10.78	0.089	mg/L	94.5
Mn 257.610	1.003	0.9640	0.000	mg/L	92.2
Mo 202.031	0.5044	0.4872	0.001	mg/L	96.6
Ni 231.604	0.5307	0.5134	0.001	mg/L	96.5
P 214.914	9.777	9.305	0.009	mg/L	90.6
Pb 220.353	0.6284	0.5971	0.000	mg/L	93.7
Sb 206.836	0.5103	0.4641	0.002	mg/L	90.8
Se 196.026	0.9971	0.9373	0.002	mg/L	94.0
Sn 189.927	0.5078	0.5024	0.001	mg/L	98.9
Sr 407.771	0.0878	0.0859	0.000	mg/L	96.2
Ti 337.279	2.649	2.604	0.000	mg/L	91.1
Tl 190.801	0.5025	0.4789	0.000	mg/L	95.3
V 292.402	0.5755	0.5606	0.002	mg/L	97.0
Zn 213.857	0.5978	0.5679	0.002	mg/L	94.0

Sequence No.: 54

Autosampler Location: 42

Sample ID: BG61341-blk1

Date Collected: 7/15/2006 9:10:55 PM

Analyst:

Data Type: Original

Initial Sample Wt:

Initial Sample Vol:

Dilution:

Sample Prep Vol:

Replicate Data: BG61341-blk1

Repl#	Analyte	Net Intensity	Corrected Intensity	Calib. Conc. Units	Sample Conc. Units	Analysis Time
1	K 766.490†	517.0	32.6	-0.0123 mg/L	-0.0123 mg/L	21:12:28
1	Li 670.784†	41.9	-29.2	-0.0043 mg/L	-0.0043 mg/L	21:12:28
1	Na 589.592	10605.3	11792.2	1.321 mg/L	1.321 mg/L	21:12:28
1	Y 371.029	3219262.5	3219262.5	0.968 mg/L	0.968 mg/L	21:12:42
1	Ag 328.068†	-2075.0	227.4	-0.0005 mg/L	-0.0005 mg/L	21:12:47
1	Al 237.313†	-11.9	65.9	0.0063 mg/L	0.0063 mg/L	21:13:07
1	As 188.979†	7.9	2.5	0.0025 mg/L	0.0025 mg/L	21:13:07
1	B 182.528†	-1.0	4.2	0.0103 mg/L	0.0103 mg/L	21:13:07
1	Ba 233.527†	-104.2	26.1	-0.0010 mg/L	-0.0010 mg/L	21:13:07
1	Be 313.107†	2289.7	-87.6	0.0000 mg/L	0.0000 mg/L	21:12:47
1	Ca 315.886†	8643.3	8691.7	0.0611 mg/L	0.0611 mg/L	21:12:47
1	Cd 228.802†	135.8	19.8	0.0000 mg/L	0.0000 mg/L	21:13:07
1	Co 228.616†	-182.1	-7.5	-0.0019 mg/L	-0.0019 mg/L	21:13:07
1	Cr 267.716†	1594.3	769.4	0.0033 mg/L	0.0033 mg/L	21:12:47
1	Cu 324.752†	7527.0	1133.8	0.0027 mg/L	0.0027 mg/L	21:12:47
1	Fe 234.349†	2010.6	1088.4	0.0131 mg/L	0.0131 mg/L	21:13:07
1	Fe 238.204†	3576.8	2643.7	0.0121 mg/L	0.0121 mg/L	21:13:07
1	Mg 279.077†	561.6	160.8	-0.0171 mg/L	-0.0171 mg/L	21:12:47
1	Mn 257.610†	2331.5	753.2	-0.0013 mg/L	-0.0013 mg/L	21:12:47
1	Mo 202.031†	48.2	12.3	0.0005 mg/L	0.0005 mg/L	21:13:07
1	Ni 231.604†	85.5	66.2	-0.0004 mg/L	-0.0004 mg/L	21:13:07
1	P 214.914†	1286.3	1248.4	0.9097 mg/L	0.9097 mg/L	21:13:07
1	Pb 220.353†	-143.9	3.2	-0.0003 mg/L	-0.0003 mg/L	21:13:07
1	Sb 206.836†	13.2	6.3	0.0014 mg/L	0.0014 mg/L	21:13:07
1	Se 196.026†	-5.9	2.1	0.0027 mg/L	0.0027 mg/L	21:13:07
1	Sn 189.927†	78.1	-2.3	-0.0033 mg/L	-0.0033 mg/L	21:13:07
1	Sr 407.771†	7215.0	1136.9	-0.0003 mg/L	-0.0003 mg/L	21:12:42
1	Ti 337.279†	-1450.0	612.0	0.0001 mg/L	0.0001 mg/L	21:12:47
1	Tl 190.801†	10.5	10.8	0.0072 mg/L	0.0072 mg/L	21:13:07
1	V 292.402†	-1413.4	83.7	-0.0002 mg/L	-0.0002 mg/L	21:12:47
1	Zn 213.857†	1156.8	563.1	0.0068 mg/L	0.0068 mg/L	21:13:07
2	K 766.490†	458.6	-27.0	-0.0414 mg/L	-0.0414 mg/L	21:12:34
2	Li 670.784†	87.2	17.7	-0.0030 mg/L	-0.0030 mg/L	21:12:34
2	Na 589.592	10685.4	11872.3	1.331 mg/L	1.331 mg/L	21:12:34
2	Y 371.029	3214164.4	3214164.4	0.967 mg/L	0.967 mg/L	21:13:13
2	Ag 328.068†	-2091.8	206.6	-0.0006 mg/L	-0.0006 mg/L	21:13:18
2	Al 237.313†	-27.9	49.3	0.0042 mg/L	0.0042 mg/L	21:13:39
2	As 188.979†	7.2	1.8	0.0014 mg/L	0.0014 mg/L	21:13:39
2	B 182.528†	-1.6	3.6	0.0087 mg/L	0.0087 mg/L	21:13:39
2	Ba 233.527†	-119.4	10.1	-0.0012 mg/L	-0.0012 mg/L	21:13:39
2	Be 313.107†	2447.1	79.0	0.0001 mg/L	0.0001 mg/L	21:13:18
2	Ca 315.886†	8498.9	8556.5	0.0601 mg/L	0.0601 mg/L	21:13:18
2	Cd 228.802†	134.8	18.9	0.0000 mg/L	0.0000 mg/L	21:13:39
2	Co 228.616†	-191.5	-17.5	-0.0022 mg/L	-0.0022 mg/L	21:13:39
2	Cr 267.716†	1585.8	763.2	0.0032 mg/L	0.0032 mg/L	21:13:18
2	Cu 324.752†	7511.1	1129.8	0.0027 mg/L	0.0027 mg/L	21:13:18

2	Fe 234.349†	1995.5	1076.1	0.0129 mg/L	0.0129 mg/L	21:13:39
2	Fe 238.204†	3498.8	2569.0	0.0114 mg/L	0.0114 mg/L	21:13:39
2	Mg 279.077†	492.2	89.9	-0.0199 mg/L	-0.0199 mg/L	21:13:18
2	Mn 257.610†	2340.3	766.1	-0.0013 mg/L	-0.0013 mg/L	21:13:18
2	Mo 202.031†	49.2	13.4	0.0006 mg/L	0.0006 mg/L	21:13:39
2	Ni 231.604†	95.7	76.9	0.0000 mg/L	0.0000 mg/L	21:13:39
2	P 214.914†	1310.2	1275.2	0.9291 mg/L	0.9291 mg/L	21:13:39
2	Pb 220.353†	-120.5	27.2	0.0026 mg/L	0.0026 mg/L	21:13:39
2	Sb 206.836†	6.4	-0.7	-0.0023 mg/L	-0.0023 mg/L	21:13:39
2	Se 196.026†	-8.7	-0.7	-0.0011 mg/L	-0.0011 mg/L	21:13:39
2	Sn 189.927†	88.7	8.7	-0.0001 mg/L	-0.0001 mg/L	21:13:39
2	Sr 407.771†	7229.3	1163.5	-0.0003 mg/L	-0.0003 mg/L	21:13:13
2	Ti 337.279†	-1536.1	520.5	0.0000 mg/L	0.0000 mg/L	21:13:18
2	Tl 190.801†	-1.9	-2.0	-0.0033 mg/L	-0.0033 mg/L	21:13:39
2	V 292.402†	-1635.3	-148.1	-0.0012 mg/L	-0.0012 mg/L	21:13:18
2	Zn 213.857†	1182.6	591.6	0.0072 mg/L	0.0072 mg/L	21:13:39

 Mean Data: BG61341-blk1

Analyte	Mean Corrected Intensity	Conc.	Calib Units	Std.Dev.	Conc. Units	Sample Std.Dev.	RSD
Y 371.029	3216713.4	0.968	mg/L	0.0011			0.11%
Ag 328.068†	217.0	-0.0006	mg/L	0.00005	-0.0006 mg/L	0.00005	9.01%
Al 237.313†	57.6	0.0053	mg/L	0.00141	0.0053 mg/L	0.00141	26.95%
As 188.979†	2.2	0.0019	mg/L	0.00072	0.0019 mg/L	0.00072	36.78%
B 182.528†	3.9	0.0095	mg/L	0.00108	0.0095 mg/L	0.00108	11.32%
Ba 233.527†	18.1	-0.0011	mg/L	0.00010	-0.0011 mg/L	0.00010	9.60%
Be 313.107†	-4.3	0.0001	mg/L	0.00002	0.0001 mg/L	0.00002	41.13%
Ca 315.886†	8624.1	0.0606	mg/L	0.00073	0.0606 mg/L	0.00073	1.20%
Cd 228.802†	19.3	0.0000	mg/L	0.00001	0.0000 mg/L	0.00001	44.70%
Co 228.616†	-12.5	-0.0021	mg/L	0.00021	-0.0021 mg/L	0.00021	9.90%
Cr 267.716†	766.3	0.0032	mg/L	0.00003	0.0032 mg/L	0.00003	0.91%
Cu 324.752†	1131.8	0.0027	mg/L	0.00001	0.0027 mg/L	0.00001	0.38%
Fe 234.349†	1082.2	0.0130	mg/L	0.00019	0.0130 mg/L	0.00019	1.50%
Fe 238.204†	2606.3	0.0118	mg/L	0.00047	0.0118 mg/L	0.00047	3.98%
K 766.490†	2.8	-0.0268	mg/L	0.02062	-0.0268 mg/L	0.02062	76.86%
Li 670.784†	-5.8	-0.0036	mg/L	0.00094	-0.0036 mg/L	0.00094	25.87%
Mg 279.077†	125.4	-0.0185	mg/L	0.00200	-0.0185 mg/L	0.00200	10.83%
Mn 257.610†	759.6	-0.0013	mg/L	0.00001	-0.0013 mg/L	0.00001	0.87%
Mo 202.031†	12.8	0.0005	mg/L	0.00006	0.0005 mg/L	0.00006	11.50%
Na 589.592	11832.3	1.326	mg/L	0.0072	1.326 mg/L	0.0072	0.54%
Ni 231.604†	71.6	-0.0002	mg/L	0.00026	-0.0002 mg/L	0.00026	122.81%
P 214.914†	1261.8	0.9194	mg/L	0.01365	0.9194 mg/L	0.01365	1.48%
Pb 220.353†	15.2	0.0012	mg/L	0.00201	0.0012 mg/L	0.00201	173.07%
Sb 206.836†	2.8	-0.0005	mg/L	0.00263	-0.0005 mg/L	0.00263	557.01%
Se 196.026†	0.7	0.0008	mg/L	0.00266	0.0008 mg/L	0.00266	338.71%
Sn 189.927†	3.2	-0.0017	mg/L	0.00227	-0.0017 mg/L	0.00227	130.52%
Sr 407.771†	1150.2	-0.0003	mg/L	0.00000	-0.0003 mg/L	0.00000	0.31%
Ti 337.279†	566.2	0.0000	mg/L	0.00009	0.0000 mg/L	0.00009	302.83%
Tl 190.801†	4.4	0.0019	mg/L	0.00737	0.0019 mg/L	0.00737	379.13%
V 292.402†	-32.2	-0.0007	mg/L	0.00065	-0.0007 mg/L	0.00065	92.10%
Zn 213.857†	577.3	0.0070	mg/L	0.00028	0.0070 mg/L	0.00028	3.97%

Sequence No.: 55

Sample ID: BG61341-bs1

Analyst:

Initial Sample Wt:

Dilution:

Autosampler Location: 43

Date Collected: 7/15/2006 9:15:16 PM

Data Type: Original

Initial Sample Vol:

Sample Prep Vol:

 Replicate Data: BG61341-bs1

Repl#	Analyte	Net Intensity	Corrected Intensity	Calib. Conc. Units	Sample Conc. Units	Analysis Time
1	K 766.490†	46881.6	48893.9	23.90 mg/L	23.90 mg/L	21:16:49
1	Li 670.784†	16333.5	17136.8	0.4819 mg/L	0.4819 mg/L	21:16:49
1	Na 589.592	188361.1	189548.0	23.83 mg/L	23.83 mg/L	21:16:49
1	Y 371.029	3154895.0	3154895.0	0.949 mg/L		21:17:03
1	Ag 328.068†	63826.2	69618.0	0.2473 mg/L	0.2473 mg/L	21:17:09
1	Al 237.313†	18929.9	20023.0	2.405 mg/L	2.405 mg/L	21:17:09
1	As 188.979†	316.7	328.1	0.4748 mg/L	0.4748 mg/L	21:17:29
1	B 182.528†	169.7	184.0	0.4625 mg/L	0.4625 mg/L	21:17:29

1	Ba 233.527†	49965.0	52777.4	0.4869 mg/L	0.4869 mg/L	21:17:09
1	Be 313.107†	228911.2	238732.1	0.0489 mg/L	0.0489 mg/L	21:17:09
1	Ca 315.886†	635703.6	669552.7	5.068 mg/L	5.068 mg/L	21:17:03
1	Cd 228.802†	8947.9	9307.2	0.2445 mg/L	0.2445 mg/L	21:17:29
1	Co 228.616†	15719.8	16743.2	0.4850 mg/L	0.4850 mg/L	21:17:09
1	Cr 267.716†	70286.7	73178.2	0.4942 mg/L	0.4942 mg/L	21:17:09
1	Cu 324.752†	141147.8	142077.0	0.5064 mg/L	0.5064 mg/L	21:17:09
1	Fe 234.349†	109981.4	114890.2	2.502 mg/L	2.502 mg/L	21:17:09
1	Fe 238.204†	272955.3	286539.9	2.521 mg/L	2.521 mg/L	21:17:09
1	Mg 279.077†	115526.1	121300.7	4.824 mg/L	4.824 mg/L	21:17:09
1	Mn 257.610†	380714.5	399471.6	0.4987 mg/L	0.4987 mg/L	21:17:09
1	Mo 202.031†	6188.7	6483.0	0.5034 mg/L	0.5034 mg/L	21:17:29
1	Ni 231.604†	13460.1	14159.7	0.4835 mg/L	0.4835 mg/L	21:17:09
1	P 214.914†	6393.6	6656.6	4.798 mg/L	4.798 mg/L	21:17:29
1	Pb 220.353†	3784.9	4139.7	0.4910 mg/L	0.4910 mg/L	21:17:29
1	Sb 206.836†	887.8	928.1	0.4786 mg/L	0.4786 mg/L	21:17:29
1	Se 196.026†	668.3	712.3	0.9336 mg/L	0.9336 mg/L	21:17:29
1	Sn 189.927†	1731.7	1741.6	0.5062 mg/L	0.5062 mg/L	21:17:29
1	Sr 407.771†	1075983.0	1127356.9	0.0502 mg/L	0.0502 mg/L	21:17:03
1	Ti 337.279†	373280.4	395402.3	0.5456 mg/L	0.5456 mg/L	21:17:09
1	Tl 190.801†	564.7	594.9	0.4849 mg/L	0.4849 mg/L	21:17:29
1	V 292.402†	114662.6	122353.1	0.4929 mg/L	0.4929 mg/L	21:17:09
1	Zn 213.857†	33888.6	35074.1	0.4817 mg/L	0.4817 mg/L	21:17:09
2	K 766.490†	48056.0	49461.0	24.18 mg/L	24.18 mg/L	21:16:55
2	Li 670.784†	16735.3	17326.7	0.4873 mg/L	0.4873 mg/L	21:16:55
2	Na 589.592	188266.9	189453.8	23.82 mg/L	23.82 mg/L	21:16:55
2	Y 371.029	3197215.9	3197215.9	0.962 mg/L	0.962 mg/L	21:17:35
2	Ag 328.068†	64011.5	68920.5	0.2448 mg/L	0.2448 mg/L	21:17:41
2	Al 237.313†	18995.8	19827.5	2.381 mg/L	2.381 mg/L	21:17:41
2	As 188.979†	305.5	312.0	0.4515 mg/L	0.4515 mg/L	21:18:01
2	B 182.528†	173.3	185.4	0.4659 mg/L	0.4659 mg/L	21:18:01
2	Ba 233.527†	50122.7	52244.5	0.4820 mg/L	0.4820 mg/L	21:17:41
2	Be 313.107†	229204.9	235844.9	0.0483 mg/L	0.0483 mg/L	21:17:41
2	Ca 315.886†	645168.7	670527.4	5.075 mg/L	5.075 mg/L	21:17:35
2	Cd 228.802†	8926.9	9160.5	0.2407 mg/L	0.2407 mg/L	21:18:01
2	Co 228.616†	15751.0	16556.4	0.4796 mg/L	0.4796 mg/L	21:17:41
2	Cr 267.716†	70698.1	72625.7	0.4904 mg/L	0.4904 mg/L	21:17:41
2	Cu 324.752†	141717.8	140701.1	0.5015 mg/L	0.5015 mg/L	21:17:41
2	Fe 234.349†	110370.8	113761.3	2.477 mg/L	2.477 mg/L	21:17:41
2	Fe 238.204†	273428.5	283225.0	2.491 mg/L	2.491 mg/L	21:17:41
2	Mg 279.077†	115686.5	119856.4	4.766 mg/L	4.766 mg/L	21:17:41
2	Mn 257.610†	381378.4	394852.2	0.4929 mg/L	0.4929 mg/L	21:17:41
2	Mo 202.031†	6149.4	6355.8	0.4935 mg/L	0.4935 mg/L	21:18:01
2	Ni 231.604†	13574.5	14090.9	0.4811 mg/L	0.4811 mg/L	21:17:41
2	P 214.914†	6368.4	6541.2	4.715 mg/L	4.715 mg/L	21:18:01
2	Pb 220.353†	3782.6	4084.5	0.4844 mg/L	0.4844 mg/L	21:18:01
2	Sb 206.836†	889.6	917.5	0.4731 mg/L	0.4731 mg/L	21:18:01
2	Se 196.026†	667.2	701.9	0.9200 mg/L	0.9200 mg/L	21:18:01
2	Sn 189.927†	1723.3	1708.8	0.4966 mg/L	0.4966 mg/L	21:18:01
2	Sr 407.771†	1090770.8	1127725.3	0.0502 mg/L	0.0502 mg/L	21:17:35
2	Ti 337.279†	374070.4	391017.6	0.5395 mg/L	0.5395 mg/L	21:17:41
2	Tl 190.801†	559.1	581.2	0.4736 mg/L	0.4736 mg/L	21:18:01
2	V 292.402†	115397.6	121518.1	0.4894 mg/L	0.4894 mg/L	21:17:41
2	Zn 213.857†	34078.0	34798.4	0.4779 mg/L	0.4779 mg/L	21:17:41

Mean Data: BG61341-bs1

Analyte	Mean Corrected		Calib Conc. Units	Std.Dev.	Sample		Std.Dev.	RSD
	Intensity				Conc.	Units		
Y 371.029	3176055.4		0.955 mg/L	0.0090				0.94%
Ag 328.068†	69269.3		0.2460 mg/L	0.00176	0.2460 mg/L		0.00176	0.72%
Al 237.313†	19925.3		2.393 mg/L	0.0166	2.393 mg/L		0.0166	0.69%
As 188.979†	320.0		0.4632 mg/L	0.01650	0.4632 mg/L		0.01650	3.56%
B 182.528†	184.7		0.4642 mg/L	0.00244	0.4642 mg/L		0.00244	0.53%
Ba 233.527†	52511.0		0.4844 mg/L	0.00349	0.4844 mg/L		0.00349	0.72%
Be 313.107†	237288.5		0.0486 mg/L	0.00042	0.0486 mg/L		0.00042	0.86%
Ca 315.886†	670040.1		5.071 mg/L	0.0052	5.071 mg/L		0.0052	0.10%
Cd 228.802†	9233.8		0.2426 mg/L	0.00266	0.2426 mg/L		0.00266	1.10%
Co 228.616†	16649.8		0.4823 mg/L	0.00384	0.4823 mg/L		0.00384	0.80%
Cr 267.716†	72902.0		0.4923 mg/L	0.00265	0.4923 mg/L		0.00265	0.54%
Cu 324.752†	141389.1		0.5040 mg/L	0.00348	0.5040 mg/L		0.00348	0.69%
Fe 234.349†	114325.7		2.489 mg/L	0.0175	2.489 mg/L		0.0175	0.70%

Fe 238.204†	284882.4	2.506 mg/L	0.0207	2.506 mg/L	0.0207	0.83%
K 766.490†	49177.5	24.04 mg/L	0.196	24.04 mg/L	0.196	0.82%
Li 670.784†	17231.7	0.4846 mg/L	0.00380	0.4846 mg/L	0.00380	0.78%
Mg 279.077†	120578.6	4.795 mg/L	0.0408	4.795 mg/L	0.0408	0.85%
Mn 257.610†	397161.9	0.4958 mg/L	0.00410	0.4958 mg/L	0.00410	0.83%
Mo 202.031†	6419.4	0.4984 mg/L	0.00699	0.4984 mg/L	0.00699	1.40%
Na 589.592	189500.9	23.82 mg/L	0.008	23.82 mg/L	0.008	0.04%
Ni 231.604†	14125.3	0.4823 mg/L	0.00167	0.4823 mg/L	0.00167	0.35%
P 214.914†	6598.9	4.756 mg/L	0.0586	4.756 mg/L	0.0586	1.23%
Pb 220.353†	4112.1	0.4877 mg/L	0.00464	0.4877 mg/L	0.00464	0.95%
Sb 206.836†	922.8	0.4758 mg/L	0.00388	0.4758 mg/L	0.00388	0.81%
Se 196.026†	707.1	0.9268 mg/L	0.00966	0.9268 mg/L	0.00966	1.04%
Sn 189.927†	1725.2	0.5014 mg/L	0.00679	0.5014 mg/L	0.00679	1.35%
Sr 407.771†	1127541.1	0.0502 mg/L	0.00001	0.0502 mg/L	0.00001	0.02%
Ti 337.279†	393210.0	0.5425 mg/L	0.00428	0.5425 mg/L	0.00428	0.79%
Tl 190.801†	588.0	0.4792 mg/L	0.00794	0.4792 mg/L	0.00794	1.66%
V 292.402†	121935.6	0.4912 mg/L	0.00246	0.4912 mg/L	0.00246	0.50%
Zn 213.857†	34936.3	0.4798 mg/L	0.00269	0.4798 mg/L	0.00269	0.56%

Matrix Recovery Check: BG61341-bs1

Analyte	Expected Conc.	Measured Conc.	Std. Dev.	Units	Recovery (%)
K 766.490	24.97	24.04	0.196	mg/L	96.3
Li 670.784	0.4964	0.4846	0.004	mg/L	97.6
Na 589.592	26.33	23.82	0.008	mg/L	90.0
Ag 328.068	0.2494	0.2460	0.002	mg/L	98.6
Al 237.313	2.505	2.393	0.017	mg/L	95.5
As 188.979	0.5019	0.4632	0.017	mg/L	92.2
B 182.528	0.5095	0.4642	0.002	mg/L	90.9
Ba 233.527	0.4989	0.4844	0.003	mg/L	97.1
Be 313.107	0.0501	0.0486	0.000	mg/L	97.0
Ca 315.886	5.061	5.071	0.005	mg/L	100.2
Cd 228.802	0.2500	0.2426	0.003	mg/L	97.0
Co 228.616	0.4979	0.4823	0.004	mg/L	96.9
Cr 267.716	0.5032	0.4923	0.003	mg/L	97.8
Cu 324.752	0.5027	0.5040	0.003	mg/L	100.2
Fe 234.349	2.513	2.489	0.017	mg/L	99.1
Fe 238.204	2.512	2.506	0.021	mg/L	99.8
Mg 279.077	4.982	4.795	0.041	mg/L	96.3
Mn 257.610	0.4987	0.4958	0.004	mg/L	99.4
Mo 202.031	0.5005	0.4984	0.007	mg/L	99.6
Ni 231.604	0.4998	0.4823	0.002	mg/L	96.5
P 214.914	5.919	4.756	0.059	mg/L	76.7
Pb 220.353	0.5012	0.4877	0.005	mg/L	97.3
Sb 206.836	0.4995	0.4758	0.004	mg/L	95.3
Se 196.026	1.001	0.9268	0.010	mg/L	92.6
Sn 189.927	0.4983	0.5014	0.007	mg/L	100.6
Sr 407.771	0.0497	0.0502	0.000	mg/L	101.0
Ti 337.279	0.5000	0.5425	0.004	mg/L	108.5
Tl 190.801	0.5019	0.4792	0.008	mg/L	95.5
V 292.402	0.4993	0.4912	0.002	mg/L	98.4
Zn 213.857	0.5070	0.4798	0.003	mg/L	94.6

Sequence No.: 56

Sample ID: BG61341-bsd1

Analyst:

Initial Sample Wt:

Dilution:

Autosampler Location: 44

Date Collected: 7/15/2006 9:19:38 PM

Data Type: Original

Initial Sample Vol:

Sample Prep Vol:

Replicate Data: BG61341-bsd1

Repl#	Analyte	Net Intensity	Corrected Intensity	Calib. Conc.	Units	Sample Conc.	Units	Analysis Time
1	K 766.490†	47409.9	49396.8	24.15	mg/L	24.15	mg/L	21:21:14
1	Li 670.784†	16625.7	17425.8	0.4901	mg/L	0.4901	mg/L	21:21:14
1	Na 589.592	187012.7	188199.6	23.66	mg/L	23.66	mg/L	21:21:14
1	Y 371.029	3158291.6	3158291.6	0.950	mg/L			21:21:29
1	Ag 328.068†	63668.8	69380.1	0.2464	mg/L	0.2464	mg/L	21:21:35
1	Al 237.313†	19082.7	20162.4	2.422	mg/L	2.422	mg/L	21:21:35
1	As 188.979†	313.7	324.6	0.4697	mg/L	0.4697	mg/L	21:21:55

1	B 182.528†	170.1	184.3	0.4632 mg/L	0.4632 mg/L	21:21:55
1	Ba 233.527†	50379.1	53156.6	0.4904 mg/L	0.4904 mg/L	21:21:35
1	Be 313.107†	226997.8	236458.9	0.0484 mg/L	0.0484 mg/L	21:21:29
1	Ca 315.886†	633028.7	666017.1	5.041 mg/L	5.041 mg/L	21:21:29
1	Cd 228.802†	8859.9	9204.4	0.2418 mg/L	0.2418 mg/L	21:21:55
1	Co 228.616†	15867.4	16880.7	0.4890 mg/L	0.4890 mg/L	21:21:35
1	Cr 267.716†	71027.8	73878.6	0.4989 mg/L	0.4989 mg/L	21:21:35
1	Cu 324.752†	141501.1	142288.9	0.5072 mg/L	0.5072 mg/L	21:21:35
1	Fe 234.349†	110502.1	115313.7	2.511 mg/L	2.511 mg/L	21:21:35
1	Fe 238.204†	273851.6	287173.8	2.526 mg/L	2.526 mg/L	21:21:35
1	Mg 279.077†	116060.3	121732.1	4.841 mg/L	4.841 mg/L	21:21:35
1	Mn 257.610†	376648.3	394760.7	0.4928 mg/L	0.4928 mg/L	21:21:29
1	Mo 202.031†	6126.3	6410.3	0.4977 mg/L	0.4977 mg/L	21:21:55
1	Ni 231.604†	13761.8	14462.0	0.4939 mg/L	0.4939 mg/L	21:21:35
1	P 214.914†	6337.6	6590.5	4.750 mg/L	4.750 mg/L	21:21:55
1	Pb 220.353†	3746.7	4095.2	0.4857 mg/L	0.4857 mg/L	21:21:55
1	Sb 206.836†	882.3	921.2	0.4749 mg/L	0.4749 mg/L	21:21:55
1	Se 196.026†	666.9	710.2	0.9308 mg/L	0.9308 mg/L	21:21:55
1	Sn 189.927†	1712.4	1719.3	0.4997 mg/L	0.4997 mg/L	21:21:55
1	Sr 407.771†	1072426.6	1122394.8	0.0500 mg/L	0.0500 mg/L	21:21:29
1	Ti 337.279†	380748.6	402839.5	0.5558 mg/L	0.5558 mg/L	21:21:29
1	Tl 190.801†	567.0	596.7	0.4861 mg/L	0.4861 mg/L	21:21:55
1	V 292.402†	116193.7	123834.7	0.4987 mg/L	0.4987 mg/L	21:21:35
1	Zn 213.857†	34173.6	35335.7	0.4853 mg/L	0.4853 mg/L	21:21:35
2	K 766.490†	47058.3	47780.0	23.85 mg/L	23.85 mg/L	21:21:19
2	Li 670.784†	16562.9	18272.8	0.4858 mg/L	0.4858 mg/L	21:21:19
2	Na 589.592	186297.7	187484.5	23.57 mg/L	23.57 mg/L	21:21:19
2	Y 371.029	3174102.2	3174102.2	0.955 mg/L		21:22:02
2	Ag 328.068†	63834.1	69219.4	0.2458 mg/L	0.2458 mg/L	21:22:07
2	Al 237.313†	18946.3	19919.5	2.393 mg/L	2.393 mg/L	21:22:07
2	As 188.979†	309.7	318.7	0.4613 mg/L	0.4613 mg/L	21:22:27
2	B 182.528†	176.3	189.9	0.4772 mg/L	0.4772 mg/L	21:22:27
2	Ba 233.527†	50392.9	52907.0	0.4881 mg/L	0.4881 mg/L	21:22:07
2	Be 313.107†	228474.5	236815.3	0.0484 mg/L	0.0484 mg/L	21:22:02
2	Ca 315.886†	635955.8	665763.7	5.039 mg/L	5.039 mg/L	21:22:02
2	Cd 228.802†	8875.4	9174.2	0.2411 mg/L	0.2411 mg/L	21:22:27
2	Co 228.616†	15890.6	16821.8	0.4873 mg/L	0.4873 mg/L	21:22:07
2	Cr 267.716†	70947.9	73422.6	0.4958 mg/L	0.4958 mg/L	21:22:07
2	Cu 324.752†	141147.7	141177.1	0.5032 mg/L	0.5032 mg/L	21:22:07
2	Fe 234.349†	110465.6	114696.1	2.498 mg/L	2.498 mg/L	21:22:07
2	Fe 238.204†	273887.5	285775.8	2.514 mg/L	2.514 mg/L	21:22:07
2	Mg 279.077†	115868.9	120923.2	4.809 mg/L	4.809 mg/L	21:22:07
2	Mn 257.610†	379111.4	395365.4	0.4935 mg/L	0.4935 mg/L	21:22:02
2	Mo 202.031†	6126.0	6377.9	0.4952 mg/L	0.4952 mg/L	21:22:27
2	Ni 231.604†	13603.6	14224.1	0.4857 mg/L	0.4857 mg/L	21:22:07
2	P 214.914†	6333.0	6552.4	4.723 mg/L	4.723 mg/L	21:22:27
2	Pb 220.353†	3736.4	4064.7	0.4821 mg/L	0.4821 mg/L	21:22:27
2	Sb 206.836†	884.4	918.8	0.4737 mg/L	0.4737 mg/L	21:22:27
2	Se 196.026†	656.6	695.9	0.9120 mg/L	0.9120 mg/L	21:22:27
2	Sn 189.927†	1711.7	1709.6	0.4969 mg/L	0.4969 mg/L	21:22:27
2	Sr 407.771†	1079092.8	1123753.6	0.0501 mg/L	0.0501 mg/L	21:22:02
2	Ti 337.279†	382275.0	402441.8	0.5553 mg/L	0.5553 mg/L	21:22:02
2	Tl 190.801†	562.0	588.5	0.4795 mg/L	0.4795 mg/L	21:22:27
2	V 292.402†	115872.0	122888.6	0.4949 mg/L	0.4949 mg/L	21:22:07
2	Zn 213.857†	34092.5	35071.6	0.4817 mg/L	0.4817 mg/L	21:22:07

Mean Data: BG61341-bsd1

Analyte	Mean Corrected Intensity	Conc. Units	Calib	Std.Dev.	Conc. Units	Sample	Std.Dev.	RSD
Y 371.029	3166196.9	0.953 mg/L		0.0034				
Ag 328.068†	69299.7	0.2461 mg/L		0.00041	0.2461 mg/L		0.00041	0.17%
Al 237.313†	20040.9	2.407 mg/L		0.0207	2.407 mg/L		0.0207	0.86%
As 188.979†	321.6	0.4655 mg/L		0.00597	0.4655 mg/L		0.00597	1.28%
B 182.528†	187.1	0.4702 mg/L		0.00993	0.4702 mg/L		0.00993	2.11%
Ba 233.527†	53031.8	0.4893 mg/L		0.00163	0.4893 mg/L		0.00163	0.33%
Be 313.107†	236637.1	0.0484 mg/L		0.00005	0.0484 mg/L		0.00005	0.11%
Ca 315.886†	665890.4	5.040 mg/L		0.0014	5.040 mg/L		0.0014	0.03%
Cd 228.802†	9189.3	0.2414 mg/L		0.00054	0.2414 mg/L		0.00054	0.22%
Co 228.616†	16851.3	0.4881 mg/L		0.00121	0.4881 mg/L		0.00121	0.25%
Cr 267.716†	73650.6	0.4974 mg/L		0.00219	0.4974 mg/L		0.00219	0.44%
Cu 324.752†	141733.0	0.5052 mg/L		0.00281	0.5052 mg/L		0.00281	0.56%

Element	Count	Conc. (mg/L)	Std. Dev.	Conc. (mg/L)	Std. Dev.	Conc. (mg/L)	Std. Dev.
Fe 234.349†	115004.9	2.504	0.0095	2.504	0.0095	2.504	0.38%
Fe 238.204†	286474.8	2.520	0.0087	2.520	0.0087	2.520	0.35%
K 766.490†	49088.4	24.00	0.213	24.00	0.213	24.00	0.89%
Li 670.784†	17349.3	0.4879	0.00306	0.4879	0.00306	0.4879	0.63%
Mg 279.077†	121327.6	4.825	0.0228	4.825	0.0228	4.825	0.47%
Mn 257.610†	395063.1	0.4931	0.00054	0.4931	0.00054	0.4931	0.11%
Mo 202.031†	6394.1	0.4965	0.00178	0.4965	0.00178	0.4965	0.36%
Na 589.592	187842.1	23.61	0.064	23.61	0.064	23.61	0.27%
Ni 231.604†	14343.0	0.4898	0.00577	0.4898	0.00577	0.4898	1.18%
P 214.914†	6571.4	4.736	0.0194	4.736	0.0194	4.736	0.41%
Pb 220.353†	4080.0	0.4839	0.00256	0.4839	0.00256	0.4839	0.53%
Sb 206.836†	920.0	0.4743	0.00086	0.4743	0.00086	0.4743	0.18%
Se 196.026†	703.0	0.9214	0.01325	0.9214	0.01325	0.9214	1.44%
Sn 189.927†	1714.5	0.4983	0.00200	0.4983	0.00200	0.4983	0.40%
Sr 407.771†	1123074.2	0.0500	0.00004	0.0500	0.00004	0.0500	0.09%
Ti 337.279†	402640.7	0.5556	0.00039	0.5556	0.00039	0.5556	0.07%
Tl 190.801†	592.6	0.4828	0.00466	0.4828	0.00466	0.4828	0.96%
V 292.402†	123361.7	0.4968	0.00269	0.4968	0.00269	0.4968	0.54%
Zn 213.857†	35203.6	0.4835	0.00255	0.4835	0.00255	0.4835	0.53%

Duplicate Check: BG61341-bsd1

Analyte	Expected Conc.	Measured Conc.	Std. Dev.	Units	Difference (%)
K 766.490	24.04	24.00	0.213	mg/L	0.2
Li 670.784	0.4846	0.4879	0.003	mg/L	0.7
Na 589.592	23.82	23.61	0.064	mg/L	0.9
Y 371.029			0.000	mg/L	Not calculated
Ag 328.068	0.2460	0.2461	0.000	mg/L	0.0
Al 237.313	2.393	2.407	0.021	mg/L	0.6
As 188.979	0.4632	0.4655	0.006	mg/L	0.5
B 182.528	0.4642	0.4702	0.010	mg/L	1.3
Ba 233.527	0.4844	0.4893	0.002	mg/L	1.0
Be 313.107	0.0486	0.0484	0.000	mg/L	0.3
Ca 315.886	5.071	5.040	0.001	mg/L	0.6
Cd 228.802	0.2426	0.2414	0.001	mg/L	0.5
Co 228.616	0.4823	0.4881	0.001	mg/L	1.2
Cr 267.716	0.4923	0.4974	0.002	mg/L	1.0
Cu 324.752	0.5040	0.5052	0.003	mg/L	0.2
Fe 234.349	2.489	2.504	0.010	mg/L	0.6
Fe 238.204	2.506	2.520	0.009	mg/L	0.6
Mg 279.077	4.795	4.825	0.023	mg/L	0.6
Mn 257.610	0.4958	0.4931	0.001	mg/L	0.5
Mo 202.031	0.4984	0.4965	0.002	mg/L	0.4
Ni 231.604	0.4823	0.4898	0.006	mg/L	1.5
P 214.914	4.756	4.736	0.019	mg/L	0.4
Pb 220.353	0.4877	0.4839	0.003	mg/L	0.8
Sb 206.836	0.4758	0.4743	0.001	mg/L	0.3
Se 196.026	0.9268	0.9214	0.013	mg/L	0.6
Sn 189.927	0.5014	0.4983	0.002	mg/L	0.6
Sr 407.771	0.0502	0.0500	0.000	mg/L	0.4
Ti 337.279	0.5425	0.5556	0.000	mg/L	2.4
Tl 190.801	0.4792	0.4828	0.005	mg/L	0.7
V 292.402	0.4912	0.4968	0.003	mg/L	1.1
Zn 213.857	0.4798	0.4835	0.003	mg/L	0.8

Sequence No.: 57

Sample ID: BG61341-srml

Analyst:

Initial Sample Wt:

Dilution:

Autosampler Location: 45

Date Collected: 7/15/2006 9:24:05 PM

Data Type: Original

Initial Sample Vol:

Sample Prep Vol:

Replicate Data: BG61341-srml

Repl#	Analyte	Net Intensity	Corrected Intensity	Calib. Conc. Units	Sample Conc. Units	Analysis Time
1	K 766.490†	37201.9	36983.9	18.07 mg/L	18.07 mg/L	21:25:39
1	Li 670.784†	1684.8	1625.2	0.0426 mg/L	0.0426 mg/L	21:25:39
1	Na 589.592	70020.2	71207.0	8.845 mg/L	8.845 mg/L	21:25:39
1	Y 371.029	3298925.8	3298925.8	0.992 mg/L		21:26:03
1	Ag 328.068†	208384.1	212340.4	0.7590 mg/L	0.7590 mg/L	21:26:09

1	Al 237.313†	379988.8	382959.7	45.87 mg/L	45.87 mg/L	21:26:09
1	As 188.979†	478.7	476.8	0.6902 mg/L	0.6902 mg/L	21:26:29
1	B 182.528†	331.2	339.0	0.8521 mg/L	0.8521 mg/L	21:26:29
1	Ba 233.527†	145003.3	146240.7	1.351 mg/L	1.351 mg/L	21:26:09
1	Be 313.107†	6300563.2	6346074.8	1.306 mg/L	1.306 mg/L	21:25:56
1	Ca 315.886†	5025562.8	5063587.1	38.34 mg/L	38.34 mg/L	21:25:56
1	Cd 228.802†	74470.8	74917.2	1.972 mg/L	1.972 mg/L	21:26:09
1	Co 228.616†	20767.2	21105.9	0.6101 mg/L	0.6101 mg/L	21:26:09
1	Cr 267.716†	76561.5	76267.6	0.5181 mg/L	0.5181 mg/L	21:26:09
1	Cu 324.752†	332463.6	328356.4	1.185 mg/L	1.185 mg/L	21:26:03
1	Fe 234.349†	3414878.6	3439886.9	75.37 mg/L	75.37 mg/L	21:26:03
1	Fe 238.204†	8305799.8	8367978.6	73.91 mg/L	73.91 mg/L	21:25:56
1	Mg 279.077†	410958.4	413667.8	16.49 mg/L	16.49 mg/L	21:26:03
1	Mn 257.610†	2020850.9	2034580.5	2.549 mg/L	2.549 mg/L	21:26:03
1	Mo 202.031†	6703.9	6717.4	0.5216 mg/L	0.5216 mg/L	21:26:29
1	Ni 231.604†	12893.9	12970.0	0.4428 mg/L	0.4428 mg/L	21:26:09
1	P 214.914†	12552.9	12568.7	9.048 mg/L	9.048 mg/L	21:26:29
1	Pb 220.353†	5485.0	5678.6	0.6781 mg/L	0.6781 mg/L	21:26:29
1	Sb 206.836†	1125.2	1126.4	0.5822 mg/L	0.5822 mg/L	21:26:29
1	Se 196.026†	554.1	566.6	0.7426 mg/L	0.7426 mg/L	21:26:29
1	Sn 189.927†	5643.4	5603.4	1.637 mg/L	1.637 mg/L	21:26:29
1	Sr 407.771†	Saturated2	Saturated2			21:26:29
Saturated in preshot (code 2)						
1	Ti 337.279†	1074769.8	1085060.7	1.498 mg/L	1.498 mg/L	21:26:03
1	Tl 190.801†	1766.1	1779.5	1.481 mg/L	1.481 mg/L	21:26:29
1	V 292.402†	134581.1	137148.6	0.5413 mg/L	0.5413 mg/L	21:26:09
1	Zn 213.857†	69875.8	69776.4	0.9558 mg/L	0.9558 mg/L	21:26:09
2	K 766.490†	37521.8	37385.8	18.27 mg/L	18.27 mg/L	21:25:44
2	Li 670.784†	1698.8	1642.8	0.0431 mg/L	0.0431 mg/L	21:25:44
2	Na 589.592	69868.9	71055.7	8.825 mg/L	8.825 mg/L	21:25:44
2	Y 371.029	3291998.0	3291998.0	0.990 mg/L	0.990 mg/L	21:26:44
2	Ag 328.068†	208993.2	213397.3	0.7627 mg/L	0.7627 mg/L	21:26:50
2	Al 237.313†	380845.4	384630.3	46.07 mg/L	46.07 mg/L	21:26:50
2	As 188.979†	483.6	482.8	0.6989 mg/L	0.6989 mg/L	21:27:10
2	B 182.528†	341.7	350.3	0.8806 mg/L	0.8806 mg/L	21:27:10
2	Ba 233.527†	145151.4	146697.8	1.356 mg/L	1.356 mg/L	21:26:50
2	Be 313.107†	6234084.8	6292309.2	1.295 mg/L	1.295 mg/L	21:26:38
2	Ca 315.886†	4954109.2	5002094.4	37.87 mg/L	37.87 mg/L	21:26:38
2	Cd 228.802†	74483.6	75088.1	1.977 mg/L	1.977 mg/L	21:26:50
2	Co 228.616†	20769.6	21152.3	0.6115 mg/L	0.6115 mg/L	21:26:50
2	Cr 267.716†	76751.7	76621.9	0.5205 mg/L	0.5205 mg/L	21:26:50
2	Cu 324.752†	335173.1	331797.2	1.197 mg/L	1.197 mg/L	21:26:44
2	Fe 234.349†	3410034.4	3442236.6	75.42 mg/L	75.42 mg/L	21:26:44
2	Fe 238.204†	8213949.3	8292846.0	73.25 mg/L	73.25 mg/L	21:26:38
2	Mg 279.077†	409565.6	413132.9	16.47 mg/L	16.47 mg/L	21:26:44
2	Mn 257.610†	2014284.7	2032235.5	2.546 mg/L	2.546 mg/L	21:26:44
2	Mo 202.031†	6726.3	6754.3	0.5245 mg/L	0.5245 mg/L	21:27:10
2	Ni 231.604†	12867.1	12970.3	0.4428 mg/L	0.4428 mg/L	21:26:50
2	P 214.914†	12575.0	12617.7	9.083 mg/L	9.083 mg/L	21:27:10
2	Pb 220.353†	5502.2	5707.6	0.6816 mg/L	0.6816 mg/L	21:27:10
2	Sb 206.836†	1126.3	1129.9	0.5840 mg/L	0.5840 mg/L	21:27:10
2	Se 196.026†	551.3	564.9	0.7404 mg/L	0.7404 mg/L	21:27:10
2	Sn 189.927†	5654.2	5626.2	1.644 mg/L	1.644 mg/L	21:27:10
2	Sr 407.771†	Saturated2	Saturated2			21:27:10
Saturated in preshot (code 2)						
2	Ti 337.279†	1073059.3	1085612.5	1.499 mg/L	1.499 mg/L	21:26:44
2	Tl 190.801†	1776.6	1793.9	1.492 mg/L	1.492 mg/L	21:27:10
2	V 292.402†	134844.0	137699.5	0.5436 mg/L	0.5436 mg/L	21:26:50
2	Zn 213.857†	70016.1	70066.2	0.9598 mg/L	0.9598 mg/L	21:26:50

Mean Data: BG61341-srml

Analyte	Mean Corrected		Calib Units	Std.Dev.	Sample		Std.Dev.	RSD
	Intensity	Conc.			Conc.	Units		
Y 371.029	3295461.9	0.991 mg/L		0.0015				0.15%
Ag 328.068†	212868.8	0.7609 mg/L		0.00267	0.7609 mg/L		0.00267	0.35%
Al 237.313†	383795.0	45.97 mg/L		0.142	45.97 mg/L		0.142	0.31%
As 188.979†	479.8	0.6945 mg/L		0.00613	0.6945 mg/L		0.00613	0.88%
B 182.528†	344.6	0.8663 mg/L		0.02009	0.8663 mg/L		0.02009	2.32%
Ba 233.527†	146469.3	1.354 mg/L		0.0030	1.354 mg/L		0.0030	0.22%
Be 313.107†	6319192.0	1.300 mg/L		0.0078	1.300 mg/L		0.0078	0.60%
Ca 315.886†	5032840.8	38.11 mg/L		0.329	38.11 mg/L		0.329	0.86%

Cd 228.802†	75002.6	1.974 mg/L	0.0032	1.974 mg/L	0.0032	0.16%
Co 228.616†	21129.1	0.6108 mg/L	0.00096	0.6108 mg/L	0.00096	0.16%
Cr 267.716†	76444.8	0.5193 mg/L	0.00170	0.5193 mg/L	0.00170	0.33%
Cu 324.752†	330076.8	1.191 mg/L	0.0087	1.191 mg/L	0.0087	0.73%
Fe 234.349†	3441061.7	75.40 mg/L	0.036	75.40 mg/L	0.036	0.05%
Fe 238.204†	8330412.3	73.58 mg/L	0.469	73.58 mg/L	0.469	0.64%
K 766.490†	37184.9	18.17 mg/L	0.139	18.17 mg/L	0.139	0.77%
Li 670.784†	1634.0	0.0428 mg/L	0.00035	0.0428 mg/L	0.00035	0.83%
Mg 279.077†	413400.3	16.48 mg/L	0.015	16.48 mg/L	0.015	0.09%
Mn 257.610†	2033408.0	2.547 mg/L	0.0021	2.547 mg/L	0.0021	0.08%
Mo 202.031†	6735.8	0.5230 mg/L	0.00203	0.5230 mg/L	0.00203	0.39%
Na 589.592	71131.4	8.835 mg/L	0.0135	8.835 mg/L	0.0135	0.15%
Ni 231.604†	12970.2	0.4428 mg/L	0.00001	0.4428 mg/L	0.00001	0.00%
P 214.914†	12593.2	9.065 mg/L	0.0249	9.065 mg/L	0.0249	0.27%
Pb 220.353†	5693.1	0.6798 mg/L	0.00246	0.6798 mg/L	0.00246	0.36%
Sb 206.836†	1128.1	0.5831 mg/L	0.00127	0.5831 mg/L	0.00127	0.22%
Se 196.026†	565.8	0.7415 mg/L	0.00158	0.7415 mg/L	0.00158	0.21%
Sn 189.927†	5614.8	1.640 mg/L	0.0047	1.640 mg/L	0.0047	0.29%
Sr 407.771†	Saturated2					
Ti 337.279†	1085336.6	1.499 mg/L	0.0005	1.499 mg/L	0.0005	0.04%
Tl 190.801†	1786.7	1.487 mg/L	0.0082	1.487 mg/L	0.0082	0.55%
V 292.402†	137424.1	0.5424 mg/L	0.00158	0.5424 mg/L	0.00158	0.29%
Zn 213.857†	69921.3	0.9578 mg/L	0.00283	0.9578 mg/L	0.00283	0.30%

Sequence No.: 58
Sample ID: 0607164-11
Analyst:
Initial Sample Wt:
Dilution:

Autosampler Location: 46
Date Collected: 7/15/2006 9:28:47 PM
Data Type: Original
Initial Sample Vol:
Sample Prep Vol:

Replicate Data: 0607164-11

Repl#	Analyte	Net		Corrected		Calib.		Sample		Analysis Time
		Intensity		Intensity		Conc.	Units	Conc.	Units	
1	K 766.490†	4078.3		3685.9		1.776	mg/L	1.776	mg/L	21:30:24
1	Li 670.784†	945.2		898.0		0.0220	mg/L	0.0220	mg/L	21:30:24
1	Na 589.592	41351.0		42537.9		5.214	mg/L	5.214	mg/L	21:30:24
1	Y 371.029	3237695.2		3237695.2		0.974	mg/L			21:30:40
1	Ag 328.068†	-1714.4		609.8		0.0023	mg/L	0.0023	mg/L	21:30:45
1	Al 237.313†	305156.7		313372.9		37.64	mg/L	37.64	mg/L	21:30:40
1	As 188.979†	15.1		9.9		0.0113	mg/L	0.0113	mg/L	21:31:05
1	B 182.528†	6.5		12.0		0.0297	mg/L	0.0297	mg/L	21:31:05
1	Ba 233.527†	12381.8		12845.6		0.1175	mg/L	0.1175	mg/L	21:30:45
1	Be 313.107†	12882.4		10774.2		0.0008	mg/L	0.0008	mg/L	21:30:45
1	Ca 315.886†	696294.5		714630.4		5.407	mg/L	5.407	mg/L	21:30:40
1	Cd 228.802†	154.3		38.0		0.0008	mg/L	0.0008	mg/L	21:31:05
1	Co 228.616†	265.3		453.0		0.0072	mg/L	0.0072	mg/L	21:31:05
1	Cr 267.716†	7543.9		6868.3		0.0466	mg/L	0.0466	mg/L	21:30:45
1	Cu 324.752†	18428.4		12281.7		0.0510	mg/L	0.0510	mg/L	21:30:45
1	Fe 234.349†	1669781.3		1713323.9		37.54	mg/L	37.54	mg/L	21:30:40
1	Fe 238.204†	4104441.0		4212849.9		37.20	mg/L	37.20	mg/L	21:30:40
1	Mg 279.077†	136119.3		139330.4		5.530	mg/L	5.530	mg/L	21:30:40
1	Mn 257.610†	360977.1		368949.5		0.4603	mg/L	0.4603	mg/L	21:30:40
1	Mo 202.031†	91.7		56.7		0.0039	mg/L	0.0039	mg/L	21:31:05
1	Ni 231.604†	915.6		917.9		0.0288	mg/L	0.0288	mg/L	21:31:05
1	P 214.914†	6454.7		6547.1		4.719	mg/L	4.719	mg/L	21:30:45
1	Pb 220.353†	1575.8		1769.7		0.2147	mg/L	0.2147	mg/L	21:31:05
1	Sb 206.836†	22.4		15.6		0.0035	mg/L	0.0035	mg/L	21:31:05
1	Se 196.026†	-7.7		0.3		0.0003	mg/L	0.0003	mg/L	21:31:05
1	Sn 189.927†	127.6		48.1		0.0149	mg/L	0.0149	mg/L	21:31:05
1	Sr 407.771†	729416.0		742555.4		0.0330	mg/L	0.0330	mg/L	21:30:40
1	Ti 337.279†	1407824.3		1447477.6		1.999	mg/L	1.999	mg/L	21:30:40
1	Tl 190.801†	17.6		18.0		0.0171	mg/L	0.0171	mg/L	21:31:05
1	V 292.402†	12838.0		14723.4		0.0505	mg/L	0.0505	mg/L	21:30:45
1	Zn 213.857†	9465.2		9086.2		0.1219	mg/L	0.1219	mg/L	21:30:45
2	K 766.490†	4142.6		3718.2		1.792	mg/L	1.792	mg/L	21:30:30
2	Li 670.784†	967.3		912.8		0.0224	mg/L	0.0224	mg/L	21:30:30
2	Na 589.592	41302.9		42489.8		5.208	mg/L	5.208	mg/L	21:30:30
2	Y 371.029	3263582.3		3263582.3		0.982	mg/L			21:31:13
2	Ag 328.068†	-1993.5		339.5		0.0014	mg/L	0.0014	mg/L	21:31:18
2	Al 237.313†	307234.7		313004.3		37.60	mg/L	37.60	mg/L	21:31:13

2	As 188.979†	17.6	12.3	0.0148 mg/L	0.0148 mg/L	21:31:38
2	B 182.528†	2.0	7.3	0.0180 mg/L	0.0180 mg/L	21:31:38
2	Ba 233.527†	12526.6	12892.2	0.1180 mg/L	0.1180 mg/L	21:31:18
2	Be 313.107†	13036.2	10825.9	0.0008 mg/L	0.0008 mg/L	21:31:18
2	Ca 315.886†	700003.3	712737.6	5.392 mg/L	5.392 mg/L	21:31:13
2	Cd 228.802†	149.8	32.1	0.0006 mg/L	0.0006 mg/L	21:31:38
2	Co 228.616†	289.9	475.8	0.0079 mg/L	0.0079 mg/L	21:31:38
2	Cr 267.716†	7506.9	6769.1	0.0459 mg/L	0.0459 mg/L	21:31:18
2	Cu 324.752†	18368.7	12070.9	0.0502 mg/L	0.0502 mg/L	21:31:18
2	Fe 234.349†	1679603.6	1709730.0	37.46 mg/L	37.46 mg/L	21:31:13
2	Fe 238.204†	4128181.0	4203604.6	37.12 mg/L	37.12 mg/L	21:31:13
2	Mg 279.077†	136610.9	138722.5	5.506 mg/L	5.506 mg/L	21:31:13
2	Mn 257.610†	362965.3	368034.9	0.4592 mg/L	0.4592 mg/L	21:31:13
2	Mo 202.031†	92.4	56.6	0.0039 mg/L	0.0039 mg/L	21:31:38
2	Ni 231.604†	920.8	915.9	0.0288 mg/L	0.0288 mg/L	21:31:38
2	P 214.914†	6597.6	6640.1	4.786 mg/L	4.786 mg/L	21:31:18
2	Pb 220.353†	1577.1	1758.2	0.2133 mg/L	0.2133 mg/L	21:31:38
2	Sb 206.836†	22.8	15.8	0.0036 mg/L	0.0036 mg/L	21:31:38
2	Se 196.026†	-6.6	1.5	0.0018 mg/L	0.0018 mg/L	21:31:38
2	Sn 189.927†	123.1	42.4	0.0133 mg/L	0.0133 mg/L	21:31:38
2	Sr 407.771†	734476.5	741769.5	0.0329 mg/L	0.0329 mg/L	21:31:13
2	Ti 337.279†	1418062.0	1446440.3	1.998 mg/L	1.998 mg/L	21:31:13
2	Tl 190.801†	7.5	7.5	0.0086 mg/L	0.0086 mg/L	21:31:38
2	V 292.402†	12854.3	14635.6	0.0502 mg/L	0.0502 mg/L	21:31:18
2	Zn 213.857†	9535.7	9081.0	0.1219 mg/L	0.1219 mg/L	21:31:18

 Mean Data: 0607164-11

Analyte	Mean Corrected Intensity	Conc. Units	Calib	Std.Dev.	Sample Conc. Units	Std.Dev.	RSD
Y 371.029	3250638.8	0.978 mg/L		0.0055			0.56%
Ag 328.068†	474.7	0.0018 mg/L		0.00068	0.0018 mg/L	0.00068	36.97%
Al 237.313†	313188.6	37.62 mg/L		0.031	37.62 mg/L	0.031	0.08%
As 188.979†	11.1	0.0130 mg/L		0.00251	0.0130 mg/L	0.00251	19.24%
B 182.528†	9.6	0.0239 mg/L		0.00828	0.0239 mg/L	0.00828	34.67%
Ba 233.527†	12868.9	0.1178 mg/L		0.00031	0.1178 mg/L	0.00031	0.26%
Be 313.107†	10800.1	0.0008 mg/L		0.00001	0.0008 mg/L	0.00001	1.00%
Ca 315.886†	713684.0	5.400 mg/L		0.0101	5.400 mg/L	0.0101	0.19%
Cd 228.802†	35.0	0.0007 mg/L		0.00012	0.0007 mg/L	0.00012	17.24%
Co 228.616†	464.4	0.0076 mg/L		0.00047	0.0076 mg/L	0.00047	6.25%
Cr 267.716†	6818.7	0.0462 mg/L		0.00048	0.0462 mg/L	0.00048	1.04%
Cu 324.752†	12176.3	0.0506 mg/L		0.00054	0.0506 mg/L	0.00054	1.07%
Fe 234.349†	1711526.9	37.50 mg/L		0.056	37.50 mg/L	0.056	0.15%
Fe 238.204†	4208227.2	37.16 mg/L		0.058	37.16 mg/L	0.058	0.16%
K 766.490†	3702.0	1.784 mg/L		0.0112	1.784 mg/L	0.0112	0.63%
Li 670.784†	905.4	0.0222 mg/L		0.00030	0.0222 mg/L	0.00030	1.34%
Mg 279.077†	139026.4	5.518 mg/L		0.0171	5.518 mg/L	0.0171	0.31%
Mn 257.610†	368492.2	0.4598 mg/L		0.00081	0.4598 mg/L	0.00081	0.18%
Mo 202.031†	56.6	0.0039 mg/L		0.00001	0.0039 mg/L	0.00001	0.13%
Na 589.592	42513.8	5.211 mg/L		0.0043	5.211 mg/L	0.0043	0.08%
Ni 231.604†	916.9	0.0288 mg/L		0.00005	0.0288 mg/L	0.00005	0.17%
P 214.914†	6593.6	4.752 mg/L		0.0473	4.752 mg/L	0.0473	1.00%
Pb 220.353†	1763.9	0.2140 mg/L		0.00096	0.2140 mg/L	0.00096	0.45%
Sb 206.836†	15.7	0.0035 mg/L		0.00011	0.0035 mg/L	0.00011	3.11%
Se 196.026†	0.9	0.0011 mg/L		0.00106	0.0011 mg/L	0.00106	97.59%
Sn 189.927†	45.2	0.0141 mg/L		0.00118	0.0141 mg/L	0.00118	8.37%
Sr 407.771†	742162.5	0.0329 mg/L		0.00002	0.0329 mg/L	0.00002	0.08%
Ti 337.279†	1446958.9	1.998 mg/L		0.0010	1.998 mg/L	0.0010	0.05%
Tl 190.801†	12.8	0.0129 mg/L		0.00601	0.0129 mg/L	0.00601	46.72%
V 292.402†	14679.5	0.0504 mg/L		0.00024	0.0504 mg/L	0.00024	0.47%
Zn 213.857†	9083.6	0.1219 mg/L		0.00005	0.1219 mg/L	0.00005	0.04%

Sequence No.: 59
 Sample ID: 0607164-12
 Analyst:
 Initial Sample Wt:
 Dilution:

Autosampler Location: 47
 Date Collected: 7/15/2006 9:33:17 PM
 Data Type: Original
 Initial Sample Vol:
 Sample Prep Vol:

 Replicate Data: 0607164-12

Net	Corrected	Calib.	Sample	Analysis
-----	-----------	--------	--------	----------

Repl#	Analyte	Intensity	Intensity	Conc. Units	Conc. Units	Time
1	K 766.490†	3660.2	3257.9	1.566 mg/L	1.566 mg/L	21:34:53
1	Li 670.784†	1576.5	1546.7	0.0403 mg/L	0.0403 mg/L	21:34:53
1	Na 589.592	46023.2	47210.1	5.806 mg/L	5.806 mg/L	21:34:53
1	Y 371.029	3236544.5	3236544.5	0.974 mg/L		21:35:10
1	Ag 328.068†	-2136.0	176.2	0.0009 mg/L	0.0009 mg/L	21:35:16
1	Al 237.313†	758933.0	779527.7	93.86 mg/L	93.86 mg/L	21:35:10
1	As 188.979†	23.4	18.4	0.0224 mg/L	0.0224 mg/L	21:35:36
1	B 182.528†	7.7	13.2	0.0329 mg/L	0.0329 mg/L	21:35:36
1	Ba 233.527†	21028.5	21730.5	0.1997 mg/L	0.1997 mg/L	21:35:16
1	Be 313.107†	25444.5	23680.6	0.0024 mg/L	0.0024 mg/L	21:35:16
1	Ca 315.886†	2117849.3	2174868.8	16.46 mg/L	16.46 mg/L	21:35:10
1	Cd 228.802†	153.7	37.3	0.0008 mg/L	0.0008 mg/L	21:35:36
1	Co 228.616†	600.1	796.9	0.0145 mg/L	0.0145 mg/L	21:35:36
1	Cr 267.716†	12891.0	12362.7	0.0823 mg/L	0.0823 mg/L	21:35:16
1	Cu 324.752†	15786.4	9575.0	0.0430 mg/L	0.0430 mg/L	21:35:16
1	Fe 234.349†	1807258.5	1855127.1	40.64 mg/L	40.64 mg/L	21:35:10
1	Fe 238.204†	4425505.1	4544091.7	40.13 mg/L	40.13 mg/L	21:35:10
1	Mg 279.077†	173827.7	178107.8	7.103 mg/L	7.103 mg/L	21:35:16
1	Mn 257.610†	2374259.2	2436789.1	3.053 mg/L	3.053 mg/L	21:35:10
1	Mo 202.031†	143.1	109.4	0.0080 mg/L	0.0080 mg/L	21:35:36
1	Ni 231.604†	1898.7	1928.0	0.0635 mg/L	0.0635 mg/L	21:35:36
1	P 214.914†	8218.0	8360.5	6.022 mg/L	6.022 mg/L	21:35:36
1	Pb 220.353†	1254.3	1440.1	0.1868 mg/L	0.1868 mg/L	21:35:36
1	Sb 206.836†	26.2	19.5	0.0035 mg/L	0.0035 mg/L	21:35:36
1	Se 196.026†	-1.9	6.3	0.0082 mg/L	0.0082 mg/L	21:35:36
1	Sn 189.927†	109.7	29.7	0.0110 mg/L	0.0110 mg/L	21:35:36
1	Sr 407.771†	2411512.1	2470390.4	0.1104 mg/L	0.1104 mg/L	21:35:10
1	Ti 337.279†	2300380.9	2364676.9	3.266 mg/L	3.266 mg/L	21:35:10
1	Tl 190.801†	-28.8	-29.6	0.0204 mg/L	0.0204 mg/L	21:35:36
1	V 292.402†	24254.2	26452.9	0.0952 mg/L	0.0952 mg/L	21:35:16
1	Zn 213.857†	9197.6	8814.9	0.1182 mg/L	0.1182 mg/L	21:35:36
2	K 766.490†	3648.2	3215.5	1.546 mg/L	1.546 mg/L	21:34:58
2	Li 670.784†	1544.8	1501.4	0.0391 mg/L	0.0391 mg/L	21:34:58
2	Na 589.592	46228.3	47415.1	5.832 mg/L	5.832 mg/L	21:34:58
2	Y 371.029	3262738.6	3262738.6	0.982 mg/L		21:35:45
2	Ag 328.068†	-1979.9	352.8	0.0015 mg/L	0.0015 mg/L	21:35:50
2	Al 237.313†	763717.3	778144.2	93.69 mg/L	93.69 mg/L	21:35:45
2	As 188.979†	26.7	21.6	0.0270 mg/L	0.0270 mg/L	21:36:11
2	B 182.528†	6.7	12.1	0.0301 mg/L	0.0301 mg/L	21:36:11
2	Ba 233.527†	20915.6	21442.2	0.1970 mg/L	0.1970 mg/L	21:35:50
2	Be 313.107†	25059.9	23078.9	0.0023 mg/L	0.0023 mg/L	21:35:50
2	Ca 315.886†	2136396.7	2176302.4	16.47 mg/L	16.47 mg/L	21:35:45
2	Cd 228.802†	154.1	36.5	0.0007 mg/L	0.0007 mg/L	21:36:11
2	Co 228.616†	589.5	781.1	0.0141 mg/L	0.0141 mg/L	21:36:11
2	Cr 267.716†	12857.3	12222.1	0.0814 mg/L	0.0814 mg/L	21:35:50
2	Cu 324.752†	15634.9	9290.6	0.0419 mg/L	0.0419 mg/L	21:35:50
2	Fe 234.349†	1815085.0	1848199.3	40.49 mg/L	40.49 mg/L	21:35:45
2	Fe 238.204†	4455846.7	4538513.7	40.08 mg/L	40.08 mg/L	21:35:45
2	Mg 279.077†	172249.5	175066.7	6.982 mg/L	6.982 mg/L	21:35:50
2	Mn 257.610†	2392516.6	2435813.1	3.052 mg/L	3.052 mg/L	21:35:45
2	Mo 202.031†	150.4	115.7	0.0085 mg/L	0.0085 mg/L	21:36:11
2	Ni 231.604†	1918.7	1932.7	0.0636 mg/L	0.0636 mg/L	21:36:11
2	P 214.914†	8253.5	8328.8	6.000 mg/L	6.000 mg/L	21:36:11
2	Pb 220.353†	1250.7	1426.0	0.1851 mg/L	0.1851 mg/L	21:36:11
2	Sb 206.836†	31.5	24.7	0.0063 mg/L	0.0063 mg/L	21:36:11
2	Se 196.026†	-5.1	3.0	0.0038 mg/L	0.0038 mg/L	21:36:11
2	Sn 189.927†	114.5	33.7	0.0122 mg/L	0.0122 mg/L	21:36:11
2	Sr 407.771†	2431183.0	2470547.2	0.1104 mg/L	0.1104 mg/L	21:35:45
2	Ti 337.279†	2319082.0	2364762.1	3.267 mg/L	3.267 mg/L	21:35:45
2	Tl 190.801†	-27.8	-28.4	0.0214 mg/L	0.0214 mg/L	21:36:11
2	V 292.402†	23908.0	25900.2	0.0930 mg/L	0.0930 mg/L	21:35:50
2	Zn 213.857†	9282.5	8825.6	0.1184 mg/L	0.1184 mg/L	21:36:11

Mean Data: 0607164-12

Analyte	Mean Corrected Intensity	Calib Conc. Units	Std.Dev.	Sample Conc. Units	Std.Dev.	RSD
Y 371.029	3249641.5	0.978 mg/L	0.0056			0.57%
Ag 328.068†	264.5	0.0012 mg/L	0.00044	0.0012 mg/L	0.00044	35.67%
Al 237.313†	778835.9	93.78 mg/L	0.118	93.78 mg/L	0.118	0.13%
As 188.979†	20.0	0.0247 mg/L	0.00328	0.0247 mg/L	0.00328	13.28%

B 182.528†	12.7	0.0315 mg/L	0.00195	0.0315 mg/L	0.00195	6.20%
Ba 233.527†	21586.4	0.1984 mg/L	0.00188	0.1984 mg/L	0.00188	0.95%
Be 313.107†	23379.8	0.0023 mg/L	0.00009	0.0023 mg/L	0.00009	3.81%
Ca 315.886†	2175585.6	16.47 mg/L	0.008	16.47 mg/L	0.008	0.05%
Cd 228.802†	36.9	0.0007 mg/L	0.00004	0.0007 mg/L	0.00004	4.79%
Co 228.616†	789.0	0.0143 mg/L	0.00032	0.0143 mg/L	0.00032	2.26%
Cr 267.716†	12292.4	0.0819 mg/L	0.00068	0.0819 mg/L	0.00068	0.83%
Cu 324.752†	9432.8	0.0424 mg/L	0.00074	0.0424 mg/L	0.00074	1.74%
Fe 234.349†	1851663.2	40.57 mg/L	0.107	40.57 mg/L	0.107	0.26%
Fe 238.204†	4541302.7	40.11 mg/L	0.035	40.11 mg/L	0.035	0.09%
K 766.490†	3236.7	1.556 mg/L	0.0147	1.556 mg/L	0.0147	0.94%
Li 670.784†	1524.0	0.0397 mg/L	0.00091	0.0397 mg/L	0.00091	2.29%
Mg 279.077†	176587.3	7.043 mg/L	0.0858	7.043 mg/L	0.0858	1.22%
Mn 257.610†	2436301.1	3.052 mg/L	0.0009	3.052 mg/L	0.0009	0.03%
Mo 202.031†	112.6	0.0083 mg/L	0.00035	0.0083 mg/L	0.00035	4.16%
Na 589.592	47312.6	5.819 mg/L	0.0184	5.819 mg/L	0.0184	0.32%
Ni 231.604†	1930.3	0.0636 mg/L	0.00011	0.0636 mg/L	0.00011	0.18%
P 214.914†	8344.6	6.011 mg/L	0.0161	6.011 mg/L	0.0161	0.27%
Pb 220.353†	1433.1	0.1859 mg/L	0.00119	0.1859 mg/L	0.00119	0.64%
Sb 206.836†	22.1	0.0049 mg/L	0.00195	0.0049 mg/L	0.00195	39.84%
Se 196.026†	4.7	0.0060 mg/L	0.00308	0.0060 mg/L	0.00308	51.26%
Sn 189.927†	31.7	0.0116 mg/L	0.00082	0.0116 mg/L	0.00082	7.06%
Sr 407.771†	2470468.8	0.1104 mg/L	0.00000	0.1104 mg/L	0.00000	0.00%
Ti 337.279†	2364719.5	3.266 mg/L	0.0001	3.266 mg/L	0.0001	0.00%
Tl 190.801†	-29.0	0.0209 mg/L	0.00068	0.0209 mg/L	0.00068	3.25%
V 292.402†	26176.6	0.0941 mg/L	0.00153	0.0941 mg/L	0.00153	1.63%
Zn 213.857†	8820.2	0.1183 mg/L	0.00011	0.1183 mg/L	0.00011	0.09%

Sequence No.: 60
 Sample ID: 0607164-13
 Analyst:
 Initial Sample Wt:
 Dilution:

Autosampler Location: 48
 Date Collected: 7/15/2006 9:37:49 PM
 Data Type: Original
 Initial Sample Vol:
 Sample Prep Vol:

Replicate Data: 0607164-13

Repl#	Analyte	Net Intensity	Corrected Intensity	Calib. Conc. Units	Sample Conc. Units	Analysis Time
1	K 766.490†	5597.4	5282.3	2.557 mg/L	2.557 mg/L	21:39:23
1	Li 670.784†	1331.0	1302.8	0.0334 mg/L	0.0334 mg/L	21:39:23
1	Na 589.592	42342.0	43528.9	5.340 mg/L	5.340 mg/L	21:39:23
1	Y 371.029	3217075.0	3217075.0	0.968 mg/L		21:39:40
1	Ag 328.068†	3217.0	5693.9	0.0207 mg/L	0.0207 mg/L	21:39:46
1	Al 237.313†	264869.3	273754.1	32.84 mg/L	32.84 mg/L	21:39:46
1	As 188.979†	16.6	11.6	0.0139 mg/L	0.0139 mg/L	21:40:06
1	B 182.528†	5.2	10.6	0.0263 mg/L	0.0263 mg/L	21:40:06
1	Ba 233.527†	10118.0	10588.0	0.0967 mg/L	0.0967 mg/L	21:39:46
1	Be 313.107†	11112.1	9029.8	0.0006 mg/L	0.0006 mg/L	21:39:46
1	Ca 315.886†	544682.5	562559.5	4.255 mg/L	4.255 mg/L	21:39:40
1	Cd 228.802†	182.1	67.7	0.0017 mg/L	0.0017 mg/L	21:40:06
1	Co 228.616†	898.7	1109.1	0.0267 mg/L	0.0267 mg/L	21:40:06
1	Cr 267.716†	9553.1	8994.0	0.0612 mg/L	0.0612 mg/L	21:39:46
1	Cu 324.752†	163800.2	162608.2	0.5882 mg/L	0.5882 mg/L	21:39:46
1	Fe 234.349†	1883051.0	1944672.6	42.61 mg/L	42.61 mg/L	21:39:40
1	Fe 238.204†	4619499.7	4772043.1	42.14 mg/L	42.14 mg/L	21:39:40
1	Mg 279.077†	183193.7	188865.6	7.507 mg/L	7.507 mg/L	21:39:46
1	Mn 257.610†	467102.3	480978.7	0.6008 mg/L	0.6008 mg/L	21:39:40
1	Mo 202.031†	92.7	58.2	0.0041 mg/L	0.0041 mg/L	21:40:06
1	Ni 231.604†	2164.6	2214.5	0.0733 mg/L	0.0733 mg/L	21:39:46
1	P 214.914†	5955.8	6074.1	4.379 mg/L	4.379 mg/L	21:40:06
1	Pb 220.353†	5753.1	6096.2	0.7258 mg/L	0.7258 mg/L	21:39:46
1	Sb 206.836†	21.8	15.1	0.0031 mg/L	0.0031 mg/L	21:40:06
1	Se 196.026†	-9.3	-1.4	-0.0020 mg/L	-0.0020 mg/L	21:40:06
1	Sn 189.927†	142.2	64.0	0.0196 mg/L	0.0196 mg/L	21:40:06
1	Sr 407.771†	622438.5	636820.9	0.0282 mg/L	0.0282 mg/L	21:39:40
1	Ti 337.279†	1283512.9	1328297.3	1.834 mg/L	1.834 mg/L	21:39:40
1	Tl 190.801†	-4.7	-4.9	0.0011 mg/L	0.0011 mg/L	21:40:06
1	V 292.402†	13639.9	15636.5	0.0537 mg/L	0.0537 mg/L	21:39:46
1	Zn 213.857†	25331.5	25542.4	0.3487 mg/L	0.3487 mg/L	21:39:46
2	K 766.490†	5754.1	5444.3	2.637 mg/L	2.637 mg/L	21:39:28
2	Li 670.784†	1265.0	1234.6	0.0315 mg/L	0.0315 mg/L	21:39:28

2	Na 589.592	42064.7	43251.6	5.305 mg/L	5.305 mg/L	21:39:28
2	Y 371.029	3217069.3	3217069.3	0.968 mg/L		21:40:15
2	Ag 328.068†	3294.9	5774.4	0.0209 mg/L	0.0209 mg/L	21:40:20
2	Al 237.313†	266524.8	275465.1	33.04 mg/L	33.04 mg/L	21:40:20
2	As 188.979†	17.4	12.4	0.0150 mg/L	0.0150 mg/L	21:40:40
2	B 182.528†	4.3	9.7	0.0240 mg/L	0.0240 mg/L	21:40:40
2	Ba 233.527†	10183.0	10655.2	0.0973 mg/L	0.0973 mg/L	21:40:20
2	Be 313.107†	11263.8	9186.5	0.0006 mg/L	0.0006 mg/L	21:40:20
2	Ca 315.886†	544442.3	562312.4	4.253 mg/L	4.253 mg/L	21:40:15
2	Cd 228.802†	182.5	68.1	0.0017 mg/L	0.0017 mg/L	21:40:40
2	Co 228.616†	895.4	1105.8	0.0266 mg/L	0.0266 mg/L	21:40:40
2	Cr 267.716†	9649.4	9093.5	0.0619 mg/L	0.0619 mg/L	21:40:20
2	Cu 324.752†	163097.2	161882.2	0.5856 mg/L	0.5856 mg/L	21:40:20
2	Fe 234.349†	1882376.7	1943979.3	42.59 mg/L	42.59 mg/L	21:40:15
2	Fe 238.204†	4621724.2	4774350.1	42.16 mg/L	42.16 mg/L	21:40:15
2	Mg 279.077†	183721.7	189411.5	7.529 mg/L	7.529 mg/L	21:40:20
2	Mn 257.610†	466755.6	480621.4	0.6003 mg/L	0.6003 mg/L	21:40:15
2	Mo 202.031†	95.2	60.8	0.0043 mg/L	0.0043 mg/L	21:40:40
2	Ni 231.604†	2161.8	2211.7	0.0732 mg/L	0.0732 mg/L	21:40:20
2	P 214.914†	5983.7	6102.9	4.400 mg/L	4.400 mg/L	21:40:40
2	Pb 220.353†	5762.6	6106.1	0.7270 mg/L	0.7270 mg/L	21:40:20
2	Sb 206.836†	22.5	15.8	0.0035 mg/L	0.0035 mg/L	21:40:40
2	Se 196.026†	-6.5	1.5	0.0018 mg/L	0.0018 mg/L	21:40:40
2	Sn 189.927†	156.8	79.0	0.0240 mg/L	0.0240 mg/L	21:40:40
2	Sr 407.771†	623066.1	637470.5	0.0283 mg/L	0.0283 mg/L	21:40:15
2	Ti 337.279†	1283534.3	1328321.8	1.835 mg/L	1.835 mg/L	21:40:15
2	Tl 190.801†	-7.3	-7.6	-0.0011 mg/L	-0.0011 mg/L	21:40:40
2	V 292.402†	13751.4	15751.7	0.0542 mg/L	0.0542 mg/L	21:40:20
2	Zn 213.857†	25583.6	25802.9	0.3523 mg/L	0.3523 mg/L	21:40:20

Mean Data: 0607164-13

Analyte	Mean Corrected		Calib		Sample		RSD
	Intensity	Conc.	Units	Std.Dev.	Conc.	Units	
Y 371.029	3217072.2	0.968	mg/L	0.0000			0.00%
Ag 328.068†	5734.1	0.0208	mg/L	0.00020	0.0208	mg/L	0.97%
Al 237.313†	274609.6	32.94	mg/L	0.146	32.94	mg/L	0.44%
As 188.979†	12.0	0.0144	mg/L	0.00080	0.0144	mg/L	5.51%
B 182.528†	10.1	0.0252	mg/L	0.00164	0.0252	mg/L	6.51%
Ba 233.527†	10621.6	0.0970	mg/L	0.00044	0.0970	mg/L	0.45%
Be 313.107†	9108.1	0.0006	mg/L	0.00002	0.0006	mg/L	3.66%
Ca 315.886†	562435.9	4.254	mg/L	0.0013	4.254	mg/L	0.03%
Cd 228.802†	67.9	0.0017	mg/L	0.00000	0.0017	mg/L	0.12%
Co 228.616†	1107.4	0.0266	mg/L	0.00007	0.0266	mg/L	0.26%
Cr 267.716†	9043.7	0.0615	mg/L	0.00048	0.0615	mg/L	0.77%
Cu 324.752†	162245.2	0.5869	mg/L	0.00183	0.5869	mg/L	0.31%
Fe 234.349†	1944326.0	42.60	mg/L	0.011	42.60	mg/L	0.03%
Fe 238.204†	4773196.6	42.15	mg/L	0.014	42.15	mg/L	0.03%
K 766.490†	5363.3	2.597	mg/L	0.0561	2.597	mg/L	2.16%
Li 670.784†	1268.7	0.0325	mg/L	0.00137	0.0325	mg/L	4.21%
Mg 279.077†	189138.5	7.518	mg/L	0.0154	7.518	mg/L	0.21%
Mn 257.610†	480800.0	0.6006	mg/L	0.00032	0.6006	mg/L	0.05%
Mo 202.031†	59.5	0.0042	mg/L	0.00014	0.0042	mg/L	3.43%
Na 589.592	43390.2	5.322	mg/L	0.0248	5.322	mg/L	0.47%
Ni 231.604†	2213.1	0.0733	mg/L	0.00007	0.0733	mg/L	0.09%
P 214.914†	6088.5	4.389	mg/L	0.0146	4.389	mg/L	0.33%
Pb 220.353†	6101.2	0.7264	mg/L	0.00086	0.7264	mg/L	0.12%
Sb 206.836†	15.5	0.0033	mg/L	0.00024	0.0033	mg/L	7.36%
Se 196.026†	0.0	-0.0001	mg/L	0.00270	-0.0001	mg/L	>999.9%
Sn 189.927†	71.5	0.0218	mg/L	0.00311	0.0218	mg/L	14.27%
Sr 407.771†	637145.7	0.0282	mg/L	0.00002	0.0282	mg/L	0.07%
Ti 337.279†	1328309.6	1.835	mg/L	0.0000	1.835	mg/L	0.00%
Tl 190.801†	-6.3	0.0000	mg/L	0.00155	0.0000	mg/L	>999.9%
V 292.402†	15694.1	0.0539	mg/L	0.00033	0.0539	mg/L	0.61%
Zn 213.857†	25672.6	0.3505	mg/L	0.00255	0.3505	mg/L	0.73%

Sequence No.: 61
Sample ID: CCV
Analyst:
Initial Sample Wt:
Dilution:

Autosampler Location: 3
Date Collected: 7/15/2006 9:42:19 PM
Data Type: Original
Initial Sample Vol:
Sample Prep Vol:

2	Na 589.592	42064.7	43251.6	5.305 mg/L	5.305 mg/L	21:39:28
2	Y 371.029	3217069.3	3217069.3	0.968 mg/L		21:40:15
2	Ag 328.068†	3294.9	5774.4	0.0209 mg/L	0.0209 mg/L	21:40:20
2	Al 237.313†	266524.8	275465.1	33.04 mg/L	33.04 mg/L	21:40:20
2	As 188.979†	17.4	12.4	0.0150 mg/L	0.0150 mg/L	21:40:40
2	B 182.528†	4.3	9.7	0.0240 mg/L	0.0240 mg/L	21:40:40
2	Ba 233.527†	10183.0	10655.2	0.0973 mg/L	0.0973 mg/L	21:40:20
2	Be 313.107†	11263.8	9186.5	0.0006 mg/L	0.0006 mg/L	21:40:20
2	Ca 315.886†	544442.3	562312.4	4.253 mg/L	4.253 mg/L	21:40:15
2	Cd 228.802†	182.5	68.1	0.0017 mg/L	0.0017 mg/L	21:40:40
2	Co 228.616†	895.4	1105.8	0.0266 mg/L	0.0266 mg/L	21:40:40
2	Cr 267.716†	9649.4	9093.5	0.0619 mg/L	0.0619 mg/L	21:40:20
2	Cu 324.752†	163097.2	161882.2	0.5856 mg/L	0.5856 mg/L	21:40:20
2	Fe 234.349†	1882376.7	1943979.3	42.59 mg/L	42.59 mg/L	21:40:15
2	Fe 238.204†	4621724.2	4774350.1	42.16 mg/L	42.16 mg/L	21:40:15
2	Mg 279.077†	183721.7	189411.5	7.529 mg/L	7.529 mg/L	21:40:20
2	Mn 257.610†	466755.6	480621.4	0.6003 mg/L	0.6003 mg/L	21:40:15
2	Mo 202.031†	95.2	60.8	0.0043 mg/L	0.0043 mg/L	21:40:40
2	Ni 231.604†	2161.8	2211.7	0.0732 mg/L	0.0732 mg/L	21:40:20
2	P 214.914†	5983.7	6102.9	4.400 mg/L	4.400 mg/L	21:40:40
2	Pb 220.353†	5762.6	6106.1	0.7270 mg/L	0.7270 mg/L	21:40:20
2	Sb 206.836†	22.5	15.8	0.0035 mg/L	0.0035 mg/L	21:40:40
2	Se 196.026†	-6.5	1.5	0.0018 mg/L	0.0018 mg/L	21:40:40
2	Sn 189.927†	156.8	79.0	0.0240 mg/L	0.0240 mg/L	21:40:40
2	Sr 407.771†	623066.1	637470.5	0.0283 mg/L	0.0283 mg/L	21:40:15
2	Ti 337.279†	1283534.3	1328321.8	1.835 mg/L	1.835 mg/L	21:40:15
2	Tl 190.801†	-7.3	-7.6	-0.0011 mg/L	-0.0011 mg/L	21:40:40
2	V 292.402†	13751.4	15751.7	0.0542 mg/L	0.0542 mg/L	21:40:20
2	Zn 213.857†	25583.6	25802.9	0.3523 mg/L	0.3523 mg/L	21:40:20

 Mean Data: 0607164-13

Analyte	Mean Corrected			Std.Dev.	Sample		
	Intensity	Conc.	Units		Conc.	Units	RSD
Y 371.029	3217072.2	0.968	mg/L	0.0000			0.00%
Ag 328.068†	5734.1	0.0208	mg/L	0.00020	0.0208 mg/L	0.00020	0.97%
Al 237.313†	274609.6	32.94	mg/L	0.146	32.94 mg/L	0.146	0.44%
As 188.979†	12.0	0.0144	mg/L	0.00080	0.0144 mg/L	0.00080	5.51%
B 182.528†	10.1	0.0252	mg/L	0.00164	0.0252 mg/L	0.00164	6.51%
Ba 233.527†	10621.6	0.0970	mg/L	0.00044	0.0970 mg/L	0.00044	0.45%
Be 313.107†	9108.1	0.0006	mg/L	0.00002	0.0006 mg/L	0.00002	3.66%
Ca 315.886†	562435.9	4.254	mg/L	0.0013	4.254 mg/L	0.0013	0.03%
Cd 228.802†	67.9	0.0017	mg/L	0.00000	0.0017 mg/L	0.00000	0.12%
Co 228.616†	1107.4	0.0266	mg/L	0.00007	0.0266 mg/L	0.00007	0.26%
Cr 267.716†	9043.7	0.0615	mg/L	0.00048	0.0615 mg/L	0.00048	0.77%
Cu 324.752†	162245.2	0.5869	mg/L	0.00183	0.5869 mg/L	0.00183	0.31%
Fe 234.349†	1944326.0	42.60	mg/L	0.011	42.60 mg/L	0.011	0.03%
Fe 238.204†	4773196.6	42.15	mg/L	0.014	42.15 mg/L	0.014	0.03%
K 766.490†	5363.3	2.597	mg/L	0.0561	2.597 mg/L	0.0561	2.16%
Li 670.784†	1268.7	0.0325	mg/L	0.00137	0.0325 mg/L	0.00137	4.21%
Mg 279.077†	189138.5	7.518	mg/L	0.0154	7.518 mg/L	0.0154	0.21%
Mn 257.610†	480800.0	0.6006	mg/L	0.00032	0.6006 mg/L	0.00032	0.05%
Mo 202.031†	59.5	0.0042	mg/L	0.00014	0.0042 mg/L	0.00014	3.43%
Na 589.592	43390.2	5.322	mg/L	0.0248	5.322 mg/L	0.0248	0.47%
Ni 231.604†	2213.1	0.0733	mg/L	0.00007	0.0733 mg/L	0.00007	0.09%
P 214.914†	6088.5	4.389	mg/L	0.0146	4.389 mg/L	0.0146	0.33%
Pb 220.353†	6101.2	0.7264	mg/L	0.00086	0.7264 mg/L	0.00086	0.12%
Sb 206.836†	15.5	0.0033	mg/L	0.00024	0.0033 mg/L	0.00024	7.36%
Se 196.026†	0.0	-0.0001	mg/L	0.00270	-0.0001 mg/L	0.00270	>999.9%
Sn 189.927†	71.5	0.0218	mg/L	0.00311	0.0218 mg/L	0.00311	14.27%
Sr 407.771†	637145.7	0.0282	mg/L	0.00002	0.0282 mg/L	0.00002	0.07%
Ti 337.279†	1328309.6	1.835	mg/L	0.0000	1.835 mg/L	0.0000	0.00%
Tl 190.801†	-6.3	0.0000	mg/L	0.00155	0.0000 mg/L	0.00155	>999.9%
V 292.402†	15694.1	0.0539	mg/L	0.00033	0.0539 mg/L	0.00033	0.61%
Zn 213.857†	25672.6	0.3505	mg/L	0.00255	0.3505 mg/L	0.00255	0.73%

Sequence No.: 61

Sample ID: CCV

Analyst:

Initial Sample Wt:

Dilution:

Autosampler Location: 3

Date Collected: 7/15/2006 9:42:19 PM

Data Type: Original

Initial Sample Vol:

Sample Prep Vol:

 Replicate Data: CCV

Repl#	Analyte	Net		Corrected		Calib.		Sample		Analysis Time
		Intensity		Intensity		Conc.	Units	Conc.	Units	
1	K 766.490†	48479.1		50606.2		24.74	mg/L	24.74	mg/L	21:43:54
1	Li 670.784†	17150.8		18008.2		0.5066	mg/L	0.5066	mg/L	21:43:54
1	Na 589.592	193430.9		194617.8		24.47	mg/L	24.47	mg/L	21:43:54
1	Y 371.029	3153093.7		3153093.7		0.949	mg/L			21:44:08
1	Ag 328.068†	66195.2		72153.9		0.2563	mg/L	0.2563	mg/L	21:44:14
1	Al 237.313†	19887.2		21043.6		2.528	mg/L	2.528	mg/L	21:44:14
1	As 188.979†	342.5		355.4		0.5147	mg/L	0.5147	mg/L	21:44:34
1	B 182.528†	190.9		206.5		0.5190	mg/L	0.5190	mg/L	21:44:34
1	Ba 233.527†	52119.2		55078.5		0.5082	mg/L	0.5082	mg/L	21:44:14
1	Be 313.107†	235206.9		245506.8		0.0503	mg/L	0.0503	mg/L	21:44:08
1	Ca 315.886†	639775.6		674228.1		5.103	mg/L	5.103	mg/L	21:44:08
1	Cd 228.802†	9381.1		9769.2		0.2566	mg/L	0.2566	mg/L	21:44:34
1	Co 228.616†	16695.1		17780.8		0.5153	mg/L	0.5153	mg/L	21:44:34
1	Cr 267.716†	71849.7		74868.3		0.5056	mg/L	0.5056	mg/L	21:44:14
1	Cu 324.752†	143021.2		144136.9		0.5138	mg/L	0.5138	mg/L	21:44:14
1	Fe 234.349†	111617.3		116681.1		2.541	mg/L	2.541	mg/L	21:44:14
1	Fe 238.204†	276922.4		290886.3		2.559	mg/L	2.559	mg/L	21:44:14
1	Mg 279.077†	121860.2		128047.8		5.094	mg/L	5.094	mg/L	21:44:14
1	Mn 257.610†	389508.7		408971.7		0.5106	mg/L	0.5106	mg/L	21:44:14
1	Mo 202.031†	6225.7		6525.7		0.5067	mg/L	0.5067	mg/L	21:44:34
1	Ni 231.604†	14165.5		14911.5		0.5093	mg/L	0.5093	mg/L	21:44:14
1	P 214.914†	6743.2		7029.0		5.065	mg/L	5.065	mg/L	21:44:34
1	Pb 220.353†	3900.5		4263.8		0.5057	mg/L	0.5057	mg/L	21:44:34
1	Sb 206.836†	921.0		963.5		0.4972	mg/L	0.4972	mg/L	21:44:34
1	Se 196.026†	737.7		786.0		1.030	mg/L	1.030	mg/L	21:44:34
1	Sn 189.927†	1741.6		1753.0		0.5095	mg/L	0.5095	mg/L	21:44:34
1	Sr 407.771†	1098320.2		1151552.8		0.0513	mg/L	0.0513	mg/L	21:44:08
1	Ti 337.279†	346472.1		367365.2		0.5068	mg/L	0.5068	mg/L	21:44:14
1	Tl 190.801†	604.8		637.5		0.5195	mg/L	0.5195	mg/L	21:44:34
1	V 292.402†	118848.7		126835.2		0.5108	mg/L	0.5108	mg/L	21:44:14
1	Zn 213.857†	35589.8		36887.9		0.5066	mg/L	0.5066	mg/L	21:44:14
2	K 766.490†	48992.5		51441.3		25.15	mg/L	25.15	mg/L	21:43:59
2	Li 670.784†	17384.8		18359.1		0.5165	mg/L	0.5165	mg/L	21:43:59
2	Na 589.592	193666.3		194853.2		24.50	mg/L	24.50	mg/L	21:43:59
2	Y 371.029	3135257.9		3135257.9		0.943	mg/L			21:44:40
2	Ag 328.068†	66298.7		72660.6		0.2581	mg/L	0.2581	mg/L	21:44:46
2	Al 237.313†	19794.2		21064.3		2.531	mg/L	2.531	mg/L	21:44:46
2	As 188.979†	341.8		356.8		0.5166	mg/L	0.5166	mg/L	21:45:06
2	B 182.528†	189.5		206.2		0.5182	mg/L	0.5182	mg/L	21:45:06
2	Ba 233.527†	51922.5		55182.5		0.5092	mg/L	0.5092	mg/L	21:44:46
2	Be 313.107†	234154.9		245802.1		0.0503	mg/L	0.0503	mg/L	21:44:40
2	Ca 315.886†	635218.3		673233.2		5.096	mg/L	5.096	mg/L	21:44:40
2	Cd 228.802†	9287.7		9726.4		0.2554	mg/L	0.2554	mg/L	21:45:06
2	Co 228.616†	16498.1		17672.0		0.5121	mg/L	0.5121	mg/L	21:45:06
2	Cr 267.716†	71617.4		75052.9		0.5069	mg/L	0.5069	mg/L	21:44:46
2	Cu 324.752†	142566.6		144512.7		0.5151	mg/L	0.5151	mg/L	21:44:46
2	Fe 234.349†	111115.2		116818.1		2.544	mg/L	2.544	mg/L	21:44:46
2	Fe 238.204†	275562.8		291105.6		2.561	mg/L	2.561	mg/L	21:44:46
2	Mg 279.077†	121156.2		128032.3		5.093	mg/L	5.093	mg/L	21:44:46
2	Mn 257.610†	387784.8		409480.0		0.5112	mg/L	0.5112	mg/L	21:44:46
2	Mo 202.031†	6193.7		6529.1		0.5070	mg/L	0.5070	mg/L	21:45:06
2	Ni 231.604†	14038.1		14861.3		0.5076	mg/L	0.5076	mg/L	21:44:46
2	P 214.914†	6674.2		6996.4		5.042	mg/L	5.042	mg/L	21:45:06
2	Pb 220.353†	3897.8		4284.4		0.5081	mg/L	0.5081	mg/L	21:45:06
2	Sb 206.836†	905.5		952.7		0.4914	mg/L	0.4914	mg/L	21:45:06
2	Se 196.026†	716.2		767.5		1.006	mg/L	1.006	mg/L	21:45:06
2	Sn 189.927†	1720.9		1741.6		0.5062	mg/L	0.5062	mg/L	21:45:06
2	Sr 407.771†	1093952.9		1153509.4		0.0514	mg/L	0.0514	mg/L	21:44:40
2	Ti 337.279†	345935.3		368874.0		0.5089	mg/L	0.5089	mg/L	21:44:46
2	Tl 190.801†	598.5		634.5		0.5171	mg/L	0.5171	mg/L	21:45:06
2	V 292.402†	118495.7		127173.6		0.5122	mg/L	0.5122	mg/L	21:44:46
2	Zn 213.857†	35505.2		37011.7		0.5083	mg/L	0.5083	mg/L	21:44:46

 Mean Data: CCV

Analyte	Mean Corrected Intensity	Calib Conc. Units	Std.Dev.	Sample Conc. Units	Std.Dev.	RSD
---------	--------------------------	-------------------	----------	--------------------	----------	-----

Y 371.029	3144175.8	0.946 mg/L	0.0038				
Ag 328.068†	72407.3	0.2572 mg/L	0.00128	0.2572 mg/L	0.00128	0.50%	
QC value within limits for Ag	328.068	Recovery = 102.89%					
Al 237.313†	21053.9	2.529 mg/L	0.0017	2.529 mg/L	0.0017	0.07%	
QC value within limits for Al	237.313	Recovery = 101.17%					
As 188.979†	356.1	0.5156 mg/L	0.00138	0.5156 mg/L	0.00138	0.27%	
QC value within limits for As	188.979	Recovery = 103.13%					
B 182.528†	206.3	0.5186 mg/L	0.00053	0.5186 mg/L	0.00053	0.10%	
QC value within limits for B	182.528	Recovery = 103.72%					
Ba 233.527†	55130.5	0.5087 mg/L	0.00068	0.5087 mg/L	0.00068	0.13%	
QC value within limits for Ba	233.527	Recovery = 101.73%					
Be 313.107†	245654.5	0.0503 mg/L	0.00004	0.0503 mg/L	0.00004	0.08%	
QC value within limits for Be	313.107	Recovery = 100.62%					
Ca 315.886†	673730.7	5.099 mg/L	0.0053	5.099 mg/L	0.0053	0.10%	
QC value within limits for Ca	315.886	Recovery = 101.99%					
Cd 228.802†	9747.8	0.2560 mg/L	0.00082	0.2560 mg/L	0.00082	0.32%	
QC value within limits for Cd	228.802	Recovery = 102.40%					
Co 228.616†	17726.4	0.5137 mg/L	0.00224	0.5137 mg/L	0.00224	0.44%	
QC value within limits for Co	228.616	Recovery = 102.75%					
Cr 267.716†	74960.6	0.5062 mg/L	0.00089	0.5062 mg/L	0.00089	0.17%	
QC value within limits for Cr	267.716	Recovery = 101.25%					
Cu 324.752†	144324.8	0.5144 mg/L	0.00095	0.5144 mg/L	0.00095	0.18%	
QC value within limits for Cu	324.752	Recovery = 102.89%					
Fe 234.349†	116749.6	2.542 mg/L	0.0021	2.542 mg/L	0.0021	0.08%	
QC value within limits for Fe	234.349	Recovery = 101.69%					
Fe 238.204†	290995.9	2.560 mg/L	0.0014	2.560 mg/L	0.0014	0.05%	
QC value within limits for Fe	238.204	Recovery = 102.40%					
K 766.490†	51023.7	24.95 mg/L	0.289	24.95 mg/L	0.289	1.16%	
QC value within limits for K	766.490	Recovery = 99.79%					
Li 670.784†	18183.6	0.5116 mg/L	0.00703	0.5116 mg/L	0.00703	1.37%	
QC value within limits for Li	670.784	Recovery = 102.31%					
Mg 279.077†	128040.0	5.093 mg/L	0.0004	5.093 mg/L	0.0004	0.01%	
QC value within limits for Mg	279.077	Recovery = 101.86%					
Mn 257.610†	409225.8	0.5109 mg/L	0.00045	0.5109 mg/L	0.00045	0.09%	
QC value within limits for Mn	257.610	Recovery = 102.18%					
Mo 202.031†	6527.4	0.5068 mg/L	0.00018	0.5068 mg/L	0.00018	0.04%	
QC value within limits for Mo	202.031	Recovery = 101.37%					
Na 589.592	194735.5	24.49 mg/L	0.021	24.49 mg/L	0.021	0.09%	
QC value within limits for Na	589.592	Recovery = 97.94%					
Ni 231.604†	14886.4	0.5085 mg/L	0.00122	0.5085 mg/L	0.00122	0.24%	
QC value within limits for Ni	231.604	Recovery = 101.69%					
P 214.914†	7012.7	5.054 mg/L	0.0166	5.054 mg/L	0.0166	0.33%	
QC value within limits for P	214.914	Recovery = 101.07%					
Pb 220.353†	4274.1	0.5069 mg/L	0.00172	0.5069 mg/L	0.00172	0.34%	
QC value within limits for Pb	220.353	Recovery = 101.38%					
Sb 206.836†	958.1	0.4943 mg/L	0.00407	0.4943 mg/L	0.00407	0.82%	
QC value within limits for Sb	206.836	Recovery = 98.86%					
Se 196.026†	776.7	1.018 mg/L	0.0171	1.018 mg/L	0.0171	1.68%	
QC value within limits for Se	196.026	Recovery = 101.81%					
Sn 189.927†	1747.3	0.5078 mg/L	0.00235	0.5078 mg/L	0.00235	0.46%	
QC value within limits for Sn	189.927	Recovery = 101.57%					
Sr 407.771†	1152531.1	0.0513 mg/L	0.00006	0.0513 mg/L	0.00006	0.12%	
QC value within limits for Sr	407.771	Recovery = 102.69%					
Ti 337.279†	368119.6	0.5079 mg/L	0.00147	0.5079 mg/L	0.00147	0.29%	
QC value within limits for Ti	337.279	Recovery = 101.57%					
Tl 190.801†	636.0	0.5183 mg/L	0.00169	0.5183 mg/L	0.00169	0.33%	
QC value within limits for Tl	190.801	Recovery = 103.66%					
V 292.402†	127004.4	0.5115 mg/L	0.00095	0.5115 mg/L	0.00095	0.19%	
QC value within limits for V	292.402	Recovery = 102.30%					
Zn 213.857†	36949.8	0.5075 mg/L	0.00122	0.5075 mg/L	0.00122	0.24%	
QC value within limits for Zn	213.857	Recovery = 101.50%					

All analyte(s) passed QC.

Sequence No.: 62

Sample ID: ICCB

Analyst:

Initial Sample Wt:

Dilution:

Autosampler Location: 1

Date Collected: 7/15/2006 9:46:44 PM

Data Type: Original

Initial Sample Vol:

Sample Prep Vol:

Replicate Data: ICCB

Repl#	Analyte	Net	Corrected	Calib.	Sample	Analysis
		Intensity	Intensity	Conc. Units	Conc. Units	Time
1	K 766.490†	525.2	49.3	-0.0041 mg/L	-0.0041 mg/L	21:48:17
1	Li 670.784†	92.8	24.9	-0.0028 mg/L	-0.0028 mg/L	21:48:17
1	Na 589.592	-1023.1	163.8	-0.1511 mg/L	-0.1511 mg/L	21:48:17
1	Y 371.029	3170777.1	3170777.1	0.954 mg/L		21:48:30
1	Ag 328.068†	-1801.2	481.7	0.0004 mg/L	0.0004 mg/L	21:48:36
1	Al 237.313†	-47.9	28.0	0.0018 mg/L	0.0018 mg/L	21:48:56
1	As 188.979†	6.1	0.8	-0.0001 mg/L	-0.0001 mg/L	21:48:56
1	B 182.528†	-1.0	4.2	0.0103 mg/L	0.0103 mg/L	21:48:56
1	Ba 233.527†	-104.6	24.0	-0.0010 mg/L	-0.0010 mg/L	21:48:56
1	Be 313.107†	2453.5	120.3	0.0001 mg/L	0.0001 mg/L	21:48:36
1	Ca 315.886†	440.5	228.8	-0.0030 mg/L	-0.0030 mg/L	21:48:36
1	Cd 228.802†	141.2	27.5	0.0003 mg/L	0.0003 mg/L	21:48:56
1	Co 228.616†	-166.5	6.0	-0.0015 mg/L	-0.0015 mg/L	21:48:56
1	Cr 267.716†	894.2	60.6	-0.0016 mg/L	-0.0016 mg/L	21:48:36
1	Cu 324.752†	6760.6	449.2	0.0003 mg/L	0.0003 mg/L	21:48:36
1	Fe 234.349†	1092.7	157.9	-0.0072 mg/L	-0.0072 mg/L	21:48:56
1	Fe 238.204†	1291.2	304.2	-0.0086 mg/L	-0.0086 mg/L	21:48:56
1	Mg 279.077†	532.0	138.7	-0.0179 mg/L	-0.0179 mg/L	21:48:36
1	Mn 257.610†	1545.0	-34.5	-0.0023 mg/L	-0.0023 mg/L	21:48:36
1	Mo 202.031†	49.6	14.5	0.0007 mg/L	0.0007 mg/L	21:48:56
1	Ni 231.604†	21.2	0.2	-0.0027 mg/L	-0.0027 mg/L	21:48:56
1	P 214.914†	67.7	-8.7	0.0060 mg/L	0.0060 mg/L	21:48:56
1	Pb 220.353†	-159.7	-15.6	-0.0025 mg/L	-0.0025 mg/L	21:48:56
1	Sb 206.836†	19.7	13.3	0.0052 mg/L	0.0052 mg/L	21:48:56
1	Se 196.026†	-13.8	-6.2	-0.0083 mg/L	-0.0083 mg/L	21:48:56
1	Sn 189.927†	56.9	-23.3	-0.0095 mg/L	-0.0095 mg/L	21:48:56
1	Sr 407.771†	6421.1	418.6	-0.0003 mg/L	-0.0003 mg/L	21:48:30
1	Ti 337.279†	-1827.6	193.2	-0.0005 mg/L	-0.0005 mg/L	21:48:36
1	Tl 190.801†	2.4	2.4	0.0003 mg/L	0.0003 mg/L	21:48:56
1	V 292.402†	-1482.0	-10.5	-0.0006 mg/L	-0.0006 mg/L	21:48:36
1	Zn 213.857†	717.1	120.4	0.0007 mg/L	0.0007 mg/L	21:48:56
2	K 766.490†	487.1	12.1	-0.0223 mg/L	-0.0223 mg/L	21:48:22
2	Li 670.784†	133.8	68.5	-0.0015 mg/L	-0.0015 mg/L	21:48:22
2	Na 589.592	-807.9	379.0	-0.1238 mg/L	-0.1238 mg/L	21:48:22
2	Y 371.029	3154385.4	3154385.4	0.949 mg/L		21:49:02
2	Ag 328.068†	-2029.2	231.6	-0.0005 mg/L	-0.0005 mg/L	21:49:07
2	Al 237.313†	-79.9	-6.0	-0.0023 mg/L	-0.0023 mg/L	21:49:27
2	As 188.979†	8.5	3.3	0.0037 mg/L	0.0037 mg/L	21:49:27
2	B 182.528†	-1.6	3.7	0.0088 mg/L	0.0088 mg/L	21:49:27
2	Ba 233.527†	-125.3	1.6	-0.0012 mg/L	-0.0012 mg/L	21:49:27
2	Be 313.107†	2386.2	62.7	0.0001 mg/L	0.0001 mg/L	21:49:07
2	Ca 315.886†	256.9	37.7	-0.0044 mg/L	-0.0044 mg/L	21:49:07
2	Cd 228.802†	136.1	23.0	0.0001 mg/L	0.0001 mg/L	21:49:27
2	Co 228.616†	-159.9	12.0	-0.0014 mg/L	-0.0014 mg/L	21:49:27
2	Cr 267.716†	883.3	54.0	-0.0016 mg/L	-0.0016 mg/L	21:49:07
2	Cu 324.752†	6709.3	432.0	0.0002 mg/L	0.0002 mg/L	21:49:07
2	Fe 234.349†	1085.3	156.1	-0.0073 mg/L	-0.0073 mg/L	21:49:27
2	Fe 238.204†	1227.1	243.7	-0.0091 mg/L	-0.0091 mg/L	21:49:27
2	Mg 279.077†	413.1	16.2	-0.0228 mg/L	-0.0228 mg/L	21:49:07
2	Mn 257.610†	1569.5	-0.2	-0.0023 mg/L	-0.0023 mg/L	21:49:07
2	Mo 202.031†	38.2	2.7	-0.0002 mg/L	-0.0002 mg/L	21:49:27
2	Ni 231.604†	22.1	1.3	-0.0026 mg/L	-0.0026 mg/L	21:49:27
2	P 214.914†	74.2	-1.6	0.0112 mg/L	0.0112 mg/L	21:49:27
2	Pb 220.353†	-152.7	-9.0	-0.0017 mg/L	-0.0017 mg/L	21:49:27
2	Sb 206.836†	6.8	-0.2	-0.0020 mg/L	-0.0020 mg/L	21:49:27
2	Se 196.026†	-10.7	-3.0	-0.0041 mg/L	-0.0041 mg/L	21:49:27
2	Sn 189.927†	58.9	-20.9	-0.0088 mg/L	-0.0088 mg/L	21:49:27
2	Sr 407.771†	6388.2	418.9	-0.0003 mg/L	-0.0003 mg/L	21:49:02
2	Ti 337.279†	-1859.7	149.4	-0.0005 mg/L	-0.0005 mg/L	21:49:07
2	Tl 190.801†	6.8	7.1	0.0041 mg/L	0.0041 mg/L	21:49:27
2	V 292.402†	-1501.1	-38.7	-0.0007 mg/L	-0.0007 mg/L	21:49:07
2	Zn 213.857†	708.8	115.6	0.0006 mg/L	0.0006 mg/L	21:49:27

Mean Data: ICCB

Analyte	Mean Corrected Intensity	Calib Conc. Units	Std.Dev.	Sample Conc. Units	Std.Dev.	RSD
Y 371.029	3162581.2	0.951 mg/L	0.0035			0.37%
Ag 328.068†	356.7	-0.0001 mg/L	0.00063	-0.0001 mg/L	0.00063	731.01%

QC value within limits for Ag 328.068 Recovery = Not calculated

Al 237.313†	11.0	-0.0003 mg/L	0.00290	-0.0003 mg/L	0.00290 >999.9%
QC value within limits for Al 237.313 Recovery = Not calculated					
As 188.979†	2.1	0.0018 mg/L	0.00267	0.0018 mg/L	0.00267 149.55%
QC value within limits for As 188.979 Recovery = Not calculated					
B 182.528†	3.9	0.0096 mg/L	0.00104	0.0096 mg/L	0.00104 10.83%
QC value within limits for B 182.528 Recovery = Not calculated					
Ba 233.527†	12.8	-0.0011 mg/L	0.00015	-0.0011 mg/L	0.00015 12.99%
QC value within limits for Ba 233.527 Recovery = Not calculated					
Be 313.107†	91.5	0.0001 mg/L	0.00001	0.0001 mg/L	0.00001 10.69%
QC value within limits for Be 313.107 Recovery = Not calculated					
Ca 315.886†	133.2	-0.0037 mg/L	0.00102	-0.0037 mg/L	0.00102 27.73%
QC value within limits for Ca 315.886 Recovery = Not calculated					
Cd 228.802†	25.2	0.0002 mg/L	0.00010	0.0002 mg/L	0.00010 52.59%
QC value within limits for Cd 228.802 Recovery = Not calculated					
Co 228.616†	9.0	-0.0014 mg/L	0.00012	-0.0014 mg/L	0.00012 8.62%
QC value within limits for Co 228.616 Recovery = Not calculated					
Cr 267.716†	57.3	-0.0016 mg/L	0.00003	-0.0016 mg/L	0.00003 2.00%
QC value within limits for Cr 267.716 Recovery = Not calculated					
Cu 324.752†	440.6	0.0003 mg/L	0.00004	0.0003 mg/L	0.00004 16.10%
QC value within limits for Cu 324.752 Recovery = Not calculated					
Fe 234.349†	157.0	-0.0073 mg/L	0.00003	-0.0073 mg/L	0.00003 0.39%
QC value within limits for Fe 234.349 Recovery = Not calculated					
Fe 238.204†	273.9	-0.0089 mg/L	0.00038	-0.0089 mg/L	0.00038 4.27%
QC value within limits for Fe 238.204 Recovery = Not calculated					
K 766.490†	30.7	-0.0132 mg/L	0.01290	-0.0132 mg/L	0.01290 97.79%
QC value within limits for K 766.490 Recovery = Not calculated					
Li 670.784†	46.7	-0.0021 mg/L	0.00087	-0.0021 mg/L	0.00087 40.77%
QC value within limits for Li 670.784 Recovery = Not calculated					
Mg 279.077†	77.5	-0.0204 mg/L	0.00346	-0.0204 mg/L	0.00346 16.96%
QC value less than the lower limit for Mg 279.077 Recovery = Not calculated					
Mn 257.610†	-17.4	-0.0023 mg/L	0.00003	-0.0023 mg/L	0.00003 1.33%
QC value within limits for Mn 257.610 Recovery = Not calculated					
Mo 202.031†	8.6	0.0002 mg/L	0.00065	0.0002 mg/L	0.00065 304.93%
QC value within limits for Mo 202.031 Recovery = Not calculated					
Na 589.592	271.4	-0.1374 mg/L	0.01927	-0.1374 mg/L	0.01927 14.02%
QC value within limits for Na 589.592 Recovery = Not calculated					
Ni 231.604†	0.7	-0.0026 mg/L	0.00003	-0.0026 mg/L	0.00003 0.99%
QC value less than the lower limit for Ni 231.604 Recovery = Not calculated					
P 214.914†	-5.2	0.0086 mg/L	0.00362	0.0086 mg/L	0.00362 42.08%
QC value within limits for P 214.914 Recovery = Not calculated					
Pb 220.353†	-12.3	-0.0021 mg/L	0.00055	-0.0021 mg/L	0.00055 26.08%
QC value within limits for Pb 220.353 Recovery = Not calculated					
Sb 206.836†	6.5	0.0016 mg/L	0.00506	0.0016 mg/L	0.00506 311.28%
QC value within limits for Sb 206.836 Recovery = Not calculated					
Se 196.026†	-4.6	-0.0062 mg/L	0.00296	-0.0062 mg/L	0.00296 47.65%
QC value within limits for Se 196.026 Recovery = Not calculated					
Sn 189.927†	-22.1	-0.0091 mg/L	0.00050	-0.0091 mg/L	0.00050 5.44%
QC value within limits for Sn 189.927 Recovery = Not calculated					
Sr 407.771†	418.7	-0.0003 mg/L	0.00000	-0.0003 mg/L	0.00000 0.00%
QC value within limits for Sr 407.771 Recovery = Not calculated					
Ti 337.279†	171.3	-0.0005 mg/L	0.00004	-0.0005 mg/L	0.00004 8.30%
QC value within limits for Ti 337.279 Recovery = Not calculated					
Tl 190.801†	4.8	0.0022 mg/L	0.00268	0.0022 mg/L	0.00268 120.11%
QC value within limits for Tl 190.801 Recovery = Not calculated					
V 292.402†	-24.6	-0.0007 mg/L	0.00009	-0.0007 mg/L	0.00009 13.38%
QC value within limits for V 292.402 Recovery = Not calculated					
Zn 213.857†	118.0	0.0006 mg/L	0.00005	0.0006 mg/L	0.00005 7.47%
QC value within limits for Zn 213.857 Recovery = Not calculated					
QC Failed. Continue with analysis.					

Sequence No.: 63

Sample ID: 0607164-14 x5

Analyst:

Initial Sample Wt:

Dilution:

Autosampler Location: 49

Date Collected: 7/15/2006 9:51:05 PM

Data Type: Original

Initial Sample Vol:

Sample Prep Vol:

Replicate Data: 0607164-14 x5

Repl#	Analyte	Net Intensity	Corrected Intensity	Calib. Conc. Units	Sample Conc. Units	Analysis Time
1	K 766.490†	2837.1	2418.1	1.155 mg/L	1.155 mg/L	21:52:43

1	Li 670.784†	519.0	461.6	0.0096 mg/L	0.0096 mg/L	21:52:43
1	Na 589.592	12470.0	13656.9	1.557 mg/L	1.557 mg/L	21:52:43
1	Y 371.029	3230398.0	3230398.0	0.972 mg/L		21:52:59
1	Ag 328.068†	47642.3	51393.3	0.1835 mg/L	0.1835 mg/L	21:53:05
1	Al 237.313†	103006.1	106070.2	12.61 mg/L	12.61 mg/L	21:52:59
1	As 188.979†	25.3	20.4	0.0279 mg/L	0.0279 mg/L	21:53:25
1	B 182.528†	5.3	10.7	0.0267 mg/L	0.0267 mg/L	21:53:25
1	Ba 233.527†	14896.1	15461.5	0.1417 mg/L	0.1417 mg/L	21:53:05
1	Be 313.107†	7408.9	5171.9	0.0009 mg/L	0.0009 mg/L	21:53:05
1	Ca 315.886†	1068926.7	1099679.1	8.323 mg/L	8.323 mg/L	21:52:59
1	Cd 228.802†	643.3	541.5	0.0140 mg/L	0.0140 mg/L	21:53:25
1	Co 228.616†	342.8	533.3	0.0126 mg/L	0.0126 mg/L	21:53:25
1	Cr 267.716†	14641.7	14189.3	0.0962 mg/L	0.0962 mg/L	21:53:05
1	Cu 324.752†	481414.6	488731.4	1.751 mg/L	1.751 mg/L	21:52:59
1	Fe 234.349†	1861954.8	1914940.5	41.95 mg/L	41.95 mg/L	21:52:59
1	Fe 238.204†	4582737.1	4714529.4	41.64 mg/L	41.64 mg/L	21:52:59
1	Mg 279.077†	59768.4	61081.9	2.408 mg/L	2.408 mg/L	21:53:05
1	Mn 257.610†	697503.4	716068.0	0.8955 mg/L	0.8955 mg/L	21:52:59
1	Mo 202.031†	124.1	90.2	0.0066 mg/L	0.0066 mg/L	21:53:25
1	Ni 231.604†	5768.0	5913.1	0.2001 mg/L	0.2001 mg/L	21:53:05
1	P 214.914†	2462.5	2454.1	1.777 mg/L	1.777 mg/L	21:53:25
1	Pb 220.353†	49422.1	51006.6	6.042 mg/L	6.042 mg/L	21:53:05
1	Sb 206.836†	32.2	25.7	0.0095 mg/L	0.0095 mg/L	21:53:25
1	Se 196.026†	-4.6	3.5	0.0044 mg/L	0.0044 mg/L	21:53:25
1	Sn 189.927†	448.8	378.9	0.1101 mg/L	0.1101 mg/L	21:53:25
1	Sr 407.771†	1198209.7	1226629.8	0.0547 mg/L	0.0547 mg/L	21:52:59
1	Ti 337.279†	394234.9	407771.9	0.5626 mg/L	0.5626 mg/L	21:52:59
1	Tl 190.801†	-9.0	-9.3	0.0047 mg/L	0.0047 mg/L	21:53:25
1	V 292.402†	19703.7	21818.0	0.0800 mg/L	0.0800 mg/L	21:53:05
1	Zn 213.857†	157216.2	161142.1	2.223 mg/L	2.223 mg/L	21:53:05
2	K 766.490†	2840.6	2423.4	1.158 mg/L	1.158 mg/L	21:52:49
2	Li 670.784†	493.6	435.7	0.0089 mg/L	0.0089 mg/L	21:52:49
2	Na 589.592	12615.6	13802.5	1.576 mg/L	1.576 mg/L	21:52:49
2	Y 371.029	3228572.5	3228572.5	0.971 mg/L		21:53:32
2	Ag 328.068†	47160.5	50925.0	0.1819 mg/L	0.1819 mg/L	21:53:37
2	Al 237.313†	103167.2	106296.0	12.64 mg/L	12.64 mg/L	21:53:32
2	As 188.979†	25.8	21.0	0.0287 mg/L	0.0287 mg/L	21:53:58
2	B 182.528†	5.2	10.7	0.0265 mg/L	0.0265 mg/L	21:53:58
2	Ba 233.527†	14964.5	15540.6	0.1425 mg/L	0.1425 mg/L	21:53:37
2	Be 313.107†	7292.2	5056.0	0.0009 mg/L	0.0009 mg/L	21:53:37
2	Ca 315.886†	1067186.5	1098509.4	8.314 mg/L	8.314 mg/L	21:53:32
2	Cd 228.802†	647.4	546.1	0.0142 mg/L	0.0142 mg/L	21:53:58
2	Co 228.616†	341.4	532.1	0.0125 mg/L	0.0125 mg/L	21:53:58
2	Cr 267.716†	14731.9	14290.7	0.0969 mg/L	0.0969 mg/L	21:53:37
2	Cu 324.752†	484672.0	492365.3	1.764 mg/L	1.764 mg/L	21:53:32
2	Fe 234.349†	1864566.2	1918712.4	42.04 mg/L	42.04 mg/L	21:53:32
2	Fe 238.204†	4583639.3	4718124.6	41.67 mg/L	41.67 mg/L	21:53:32
2	Mg 279.077†	60017.1	61372.8	2.420 mg/L	2.420 mg/L	21:53:37
2	Mn 257.610†	698046.7	717033.3	0.8968 mg/L	0.8968 mg/L	21:53:32
2	Mo 202.031†	108.7	74.4	0.0053 mg/L	0.0053 mg/L	21:53:58
2	Ni 231.604†	5756.8	5905.0	0.1999 mg/L	0.1999 mg/L	21:53:37
2	P 214.914†	2475.0	2468.4	1.787 mg/L	1.787 mg/L	21:53:58
2	Pb 220.353†	49662.3	51282.6	6.075 mg/L	6.075 mg/L	21:53:37
2	Sb 206.836†	24.5	17.9	0.0054 mg/L	0.0054 mg/L	21:53:58
2	Se 196.026†	-6.7	1.4	0.0017 mg/L	0.0017 mg/L	21:53:58
2	Sn 189.927†	456.0	386.6	0.1124 mg/L	0.1124 mg/L	21:53:58
2	Sr 407.771†	1196896.9	1225975.4	0.0546 mg/L	0.0546 mg/L	21:53:32
2	Ti 337.279†	394926.3	408713.1	0.5639 mg/L	0.5639 mg/L	21:53:32
2	Tl 190.801†	-5.5	-5.7	0.0077 mg/L	0.0077 mg/L	21:53:58
2	V 292.402†	19662.7	21787.2	0.0799 mg/L	0.0799 mg/L	21:53:37
2	Zn 213.857†	157747.6	161780.8	2.232 mg/L	2.232 mg/L	21:53:37

Mean Data: 0607164-14 x5

Analyte	Mean Corrected Intensity	Calib Conc. Units	Std.Dev.	Sample Conc. Units	Std.Dev.	RSD
Y 371.029	3229485.2	0.972 mg/L	0.0004			0.04%
Ag 328.068†	51159.1	0.1827 mg/L	0.00118	0.1827 mg/L	0.00118	0.65%
Al 237.313†	106183.1	12.62 mg/L	0.019	12.62 mg/L	0.019	0.15%
As 188.979†	20.7	0.0283 mg/L	0.00059	0.0283 mg/L	0.00059	2.09%
B 182.528†	10.7	0.0266 mg/L	0.00015	0.0266 mg/L	0.00015	0.55%
Ba 233.527†	15501.0	0.1421 mg/L	0.00052	0.1421 mg/L	0.00052	0.36%

Element	Sample Value	Reference Value	Conc. 1	Conc. 2	Conc. 3	Conc. 4	Conc. 5
Be 313.107†	5114.0	0.0009 mg/L	0.00002	0.0009 mg/L	0.00002	1.91%	
Ca 315.886†	1099094.3	8.318 mg/L	0.0063	8.318 mg/L	0.0063	0.08%	
Cd 228.802†	543.8	0.0141 mg/L	0.00008	0.0141 mg/L	0.00008	0.58%	
Co 228.616†	532.7	0.0126 mg/L	0.00003	0.0126 mg/L	0.00003	0.21%	
Cr 267.716†	14240.0	0.0966 mg/L	0.00049	0.0966 mg/L	0.00049	0.51%	
Cu 324.752†	490548.3	1.757 mg/L	0.0092	1.757 mg/L	0.0092	0.52%	
Fe 234.349†	1916826.4	42.00 mg/L	0.058	42.00 mg/L	0.058	0.14%	
Fe 238.204†	4716327.0	41.65 mg/L	0.022	41.65 mg/L	0.022	0.05%	
K 766.490†	2420.8	1.157 mg/L	0.0018	1.157 mg/L	0.0018	0.16%	
Li 670.784†	448.7	0.0092 mg/L	0.00052	0.0092 mg/L	0.00052	5.60%	
Mg 279.077†	61227.3	2.414 mg/L	0.0082	2.414 mg/L	0.0082	0.34%	
Mn 257.610†	716550.6	0.8961 mg/L	0.00086	0.8961 mg/L	0.00086	0.10%	
Mo 202.031†	82.3	0.0059 mg/L	0.00087	0.0059 mg/L	0.00087	14.58%	
Na 589.592	13729.7	1.567 mg/L	0.0130	1.567 mg/L	0.0130	0.83%	
Ni 231.604†	5909.1	0.2000 mg/L	0.00020	0.2000 mg/L	0.00020	0.10%	
P 214.914†	2461.3	1.782 mg/L	0.0073	1.782 mg/L	0.0073	0.41%	
Pb 220.353†	51144.6	6.058 mg/L	0.0231	6.058 mg/L	0.0231	0.38%	
Sb 206.836†	21.8	0.0075 mg/L	0.00294	0.0075 mg/L	0.00294	39.42%	
Se 196.026†	2.4	0.0031 mg/L	0.00193	0.0031 mg/L	0.00193	63.08%	
Sn 189.927†	382.7	0.1113 mg/L	0.00159	0.1113 mg/L	0.00159	1.43%	
Sr 407.771†	1226302.6	0.0546 mg/L	0.00002	0.0546 mg/L	0.00002	0.04%	
Ti 337.279†	408242.5	0.5633 mg/L	0.00092	0.5633 mg/L	0.00092	0.16%	
Tl 190.801†	-7.5	0.0062 mg/L	0.00207	0.0062 mg/L	0.00207	33.37%	
V 292.402†	21802.6	0.0799 mg/L	0.00011	0.0799 mg/L	0.00011	0.14%	
Zn 213.857†	161461.4	2.227 mg/L	0.0062	2.227 mg/L	0.0062	0.28%	

Sequence No.: 64

Sample ID: 0607164-14

Analyst:

Initial Sample Wt:

Dilution:

Autosampler Location: 50

Date Collected: 7/15/2006 9:55:36 PM

Data Type: Original

Initial Sample Vol:

Sample Prep Vol:

Replicate Data: 0607164-14

Repl#	Analyte	Net		Corrected		Calib.		Sample		Analysis Time
		Intensity	Intensity	Intensity	Intensity	Conc.	Units	Conc.	Units	
1	K 766.490†	11797.4	11279.4	5.493	mg/L	5.493	mg/L	21:57:15		
1	Li 670.784†	1972.2	1896.9	0.0503	mg/L	0.0503	mg/L	21:57:15		
1	Na 589.592	66107.0	67293.8	8.349	mg/L	8.349	mg/L	21:57:15		
1	Y 371.029	3328776.4	3328776.4	1.00	mg/L			21:57:46		
1	Ag 328.068†	240130.6	242158.8	0.8695	mg/L	0.8695	mg/L	21:57:51		
1	Al 237.313†	514392.4	513738.5	61.15	mg/L	61.15	mg/L	21:57:46		
1	As 188.979†	93.9	88.2	0.1240	mg/L	0.1240	mg/L	21:58:12		
1	B 182.528†	35.1	40.3	0.1011	mg/L	0.1011	mg/L	21:58:12		
1	Ba 233.527†	74061.8	74090.0	0.6839	mg/L	0.6839	mg/L	21:57:51		
1	Be 313.107†	26856.0	24366.0	0.0039	mg/L	0.0039	mg/L	21:57:51		
1	Ca 315.886†	5275210.1	5267469.6	39.88	mg/L	39.88	mg/L	21:57:46		
1	Cd 228.802†	2665.2	2540.9	0.0676	mg/L	0.0676	mg/L	21:58:12		
1	Co 228.616†	2343.4	2520.7	0.0657	mg/L	0.0657	mg/L	21:58:12		
1	Cr 267.716†	68363.6	67389.5	0.4637	mg/L	0.4637	mg/L	21:57:51		
1	Cu 324.752†	2397338.0	2387288.1	8.553	mg/L	8.553	mg/L	21:57:46		
1	Fe 234.349†	8580982.0	8567782.3	187.7	mg/L	187.7	mg/L	21:57:37		
1	Fe 238.204†	19383637.9	19355002.4	171.0	mg/L	171.0	mg/L	21:57:37		
1	Mg 279.077†	285982.1	285156.1	11.33	mg/L	11.33	mg/L	21:57:51		
1	Mn 257.610†	3374731.5	3368274.5	4.221	mg/L	4.221	mg/L	21:57:46		
1	Mo 202.031†	397.6	359.5	0.0275	mg/L	0.0275	mg/L	21:58:12		
1	Ni 231.604†	27652.4	27591.0	0.9436	mg/L	0.9436	mg/L	21:57:51		
1	P 214.914†	11708.6	11612.2	8.360	mg/L	8.360	mg/L	21:57:51		
1	Pb 220.353†	236645.8	236460.9	28.01	mg/L	28.01	mg/L	21:57:51		
1	Sb 206.836†	67.9	60.4	0.0194	mg/L	0.0194	mg/L	21:58:12		
1	Se 196.026†	12.9	21.2	0.0276	mg/L	0.0276	mg/L	21:58:12		
1	Sn 189.927†	1945.2	1859.5	0.5503	mg/L	0.5503	mg/L	21:58:12		
1	Sr 407.771†	5745267.3	5730777.9	0.2566	mg/L	0.2566	mg/L	21:57:37		
1	Ti 337.279†	1973275.6	1972576.5	2.725	mg/L	2.725	mg/L	21:57:46		
1	Tl 190.801†	-65.1	-65.1	0.0109	mg/L	0.0109	mg/L	21:58:12		
1	V 292.402†	102866.4	104263.1	0.3861	mg/L	0.3861	mg/L	21:57:51		
1	Zn 213.857†	736110.8	734431.9	10.13	mg/L	10.13	mg/L	21:57:46		
2	K 766.490†	12032.5	11532.0	5.616	mg/L	5.616	mg/L	21:57:20		
2	Li 670.784†	1940.2	1867.8	0.0494	mg/L	0.0494	mg/L	21:57:20		
2	Na 589.592	66859.0	68045.8	8.444	mg/L	8.444	mg/L	21:57:20		
2	Y 371.029	3323852.1	3323852.1	1.000	mg/L			21:58:34		

2	Ag 328.068†	258118.5	260503.0	0.9349 mg/L	0.9349 mg/L	21:58:40
2	Al 237.313†	518059.6	518167.0	61.68 mg/L	61.68 mg/L	21:58:34
2	As 188.979†	37.3	31.7	0.0418 mg/L	0.0418 mg/L	21:59:00
2	B 182.528†	13.0	18.3	0.0457 mg/L	0.0457 mg/L	21:59:00
2	Ba 233.527†	80539.9	80678.0	0.7448 mg/L	0.7448 mg/L	21:58:40
2	Be 313.107†	28897.8	26447.6	0.0044 mg/L	0.0044 mg/L	21:58:40
2	Ca 315.886†	5302558.0	5302623.1	40.15 mg/L	40.15 mg/L	21:58:34
2	Cd 228.802†	1053.5	933.0	0.0255 mg/L	0.0255 mg/L	21:59:00
2	Co 228.616†	775.0	955.6	0.0201 mg/L	0.0201 mg/L	21:59:00
2	Cr 267.716†	74217.1	73344.5	0.5041 mg/L	0.5041 mg/L	21:58:40
2	Cu 324.752†	2409008.8	2402506.1	8.608 mg/L	8.608 mg/L	21:58:34
2	Fe 234.349†	8595519.2	8595014.8	188.3 mg/L	188.3 mg/L	21:58:26
2	Fe 238.204†	19408441.7	19408483.4	171.4 mg/L	171.4 mg/L	21:58:26
2	Mg 279.077†	312471.0	312069.5	12.41 mg/L	12.41 mg/L	21:58:40
2	Mn 257.610†	3398735.7	3397272.6	4.257 mg/L	4.257 mg/L	21:58:34
2	Mo 202.031†	189.1	151.6	0.0113 mg/L	0.0113 mg/L	21:59:00
2	Ni 231.604†	30033.2	30012.9	1.027 mg/L	1.027 mg/L	21:58:40
2	P 214.914†	12899.5	12820.5	9.229 mg/L	9.229 mg/L	21:58:40
2	Pb 220.353†	258818.1	258984.5	30.68 mg/L	30.68 mg/L	21:58:40
2	Sb 206.836†	37.7	30.4	0.0029 mg/L	0.0029 mg/L	21:59:00
2	Se 196.026†	4.2	12.4	0.0162 mg/L	0.0162 mg/L	21:59:00
2	Sn 189.927†	742.2	659.3	0.2001 mg/L	0.2001 mg/L	21:59:00
2	Sr 407.771†	5761620.9	5755631.9	0.2577 mg/L	0.2577 mg/L	21:58:26
2	Ti 337.279†	1985083.8	1987304.6	2.745 mg/L	2.745 mg/L	21:58:34
2	Tl 190.801†	-24.3	-24.4	0.0447 mg/L	0.0447 mg/L	21:59:00
2	V 292.402†	111299.4	112848.7	0.4198 mg/L	0.4198 mg/L	21:58:40
2	Zn 213.857†	741266.1	740676.4	10.22 mg/L	10.22 mg/L	21:58:34

Mean Data: 0607164-14

Analyte	Mean Corrected Intensity	Conc. Units	Calib	Std.Dev.	Sample Conc. Units	Std.Dev.	RSD
Y 371.029	3326314.2	1.00 mg/L		0.001			0.10%
Ag 328.068†	251330.9	0.9022 mg/L		0.04626	0.9022 mg/L	0.04626	5.13%
Al 237.313†	515952.7	61.41 mg/L		0.376	61.41 mg/L	0.376	0.61%
As 188.979†	59.9	0.0829 mg/L		0.05815	0.0829 mg/L	0.05815	70.15%
B 182.528†	29.3	0.0734 mg/L		0.03916	0.0734 mg/L	0.03916	53.34%
Ba 233.527†	77384.0	0.7143 mg/L		0.04307	0.7143 mg/L	0.04307	6.03%
Be 313.107†	25406.8	0.0042 mg/L		0.00030	0.0042 mg/L	0.00030	7.19%
Ca 315.886†	5285046.4	40.02 mg/L		0.188	40.02 mg/L	0.188	0.47%
Cd 228.802†	1737.0	0.0465 mg/L		0.02976	0.0465 mg/L	0.02976	63.94%
Co 228.616†	1738.1	0.0429 mg/L		0.03230	0.0429 mg/L	0.03230	75.28%
Cr 267.716†	70367.0	0.4839 mg/L		0.02858	0.4839 mg/L	0.02858	5.91%
Cu 324.752†	2394897.1	8.581 mg/L		0.0385	8.581 mg/L	0.0385	0.45%
Fe 234.349†	8581398.5	188.0 mg/L		0.42	188.0 mg/L	0.42	0.22%
Fe 238.204†	19381742.9	171.2 mg/L		0.33	171.2 mg/L	0.33	0.20%
K 766.490†	11405.7	5.555 mg/L		0.0874	5.555 mg/L	0.0874	1.57%
Li 670.784†	1882.4	0.0498 mg/L		0.00058	0.0498 mg/L	0.00058	1.17%
Mg 279.077†	298612.8	11.87 mg/L		0.760	11.87 mg/L	0.760	6.40%
Mn 257.610†	3382773.6	4.239 mg/L		0.0257	4.239 mg/L	0.0257	0.61%
Mo 202.031†	255.5	0.0194 mg/L		0.01143	0.0194 mg/L	0.01143	58.89%
Na 589.592	67669.8	8.397 mg/L		0.0673	8.397 mg/L	0.0673	0.80%
Ni 231.604†	28801.9	0.9851 mg/L		0.05870	0.9851 mg/L	0.05870	5.96%
P 214.914†	12216.3	8.794 mg/L		0.6142	8.794 mg/L	0.6142	6.98%
Pb 220.353†	247722.7	29.35 mg/L		1.887	29.35 mg/L	1.887	6.43%
Sb 206.836†	45.4	0.0112 mg/L		0.01168	0.0112 mg/L	0.01168	104.60%
Se 196.026†	16.8	0.0219 mg/L		0.00809	0.0219 mg/L	0.00809	36.95%
Sn 189.927†	1259.4	0.3752 mg/L		0.24762	0.3752 mg/L	0.24762	66.00%
Sr 407.771†	5743204.9	0.2571 mg/L		0.00079	0.2571 mg/L	0.00079	0.31%
Ti 337.279†	1979940.5	2.735 mg/L		0.0144	2.735 mg/L	0.0144	0.53%
Tl 190.801†	-44.7	0.0278 mg/L		0.02392	0.0278 mg/L	0.02392	85.92%
V 292.402†	108555.9	0.4030 mg/L		0.02385	0.4030 mg/L	0.02385	5.92%
Zn 213.857†	737554.1	10.18 mg/L		0.061	10.18 mg/L	0.061	0.60%

Sequence No.: 65
Sample ID: 0607164-15
Analyst:
Initial Sample Wt:
Dilution:

Autosampler Location: 51
Date Collected: 7/15/2006 10:00:39 PM
Data Type: Original
Initial Sample Vol:
Sample Prep Vol:

Replicate Data: 0607164-15

Repl#	Analyte	Net		Calib.	Sample		Analysis Time
		Intensity	Corrected Intensity		Conc. Units	Conc. Units	
1	K 766.490†	7356.6	6963.9	3.380 mg/L	3.380 mg/L	22:02:17	
1	Li 670.784†	2146.6	2105.8	0.0562 mg/L	0.0562 mg/L	22:02:17	
1	Na 589.592	41093.0	42279.9	5.182 mg/L	5.182 mg/L	22:02:17	
1	Y 371.029	3275728.5	3275728.5	0.985 mg/L		22:02:35	
1	Ag 328.068†	7558.2	10039.7	0.0375 mg/L	0.0375 mg/L	22:02:41	
1	Al 237.313†	488875.0	496163.1	59.52 mg/L	59.52 mg/L	22:02:35	
1	As 188.979†	28.9	23.7	0.0298 mg/L	0.0298 mg/L	22:03:01	
1	B 182.528†	2.2	7.5	0.0185 mg/L	0.0185 mg/L	22:03:01	
1	Ba 233.527†	16496.7	16873.6	0.1548 mg/L	0.1548 mg/L	22:02:41	
1	Be 313.107†	17640.8	15449.2	0.0006 mg/L	0.0006 mg/L	22:02:41	
1	Ca 315.886†	1051654.4	1066931.2	8.075 mg/L	8.075 mg/L	22:02:35	
1	Cd 228.802†	146.1	27.8	0.0009 mg/L	0.0009 mg/L	22:03:01	
1	Co 228.616†	1868.5	2076.6	0.0512 mg/L	0.0512 mg/L	22:03:01	
1	Cr 267.716†	11123.1	10410.4	0.0727 mg/L	0.0727 mg/L	22:02:41	
1	Cu 324.752†	54151.0	48311.5	0.1879 mg/L	0.1879 mg/L	22:02:41	
1	Fe 234.349†	3443225.9	3493019.1	76.54 mg/L	76.54 mg/L	22:02:35	
1	Fe 238.204†	8286385.1	8407543.3	74.26 mg/L	74.26 mg/L	22:02:35	
1	Mg 279.077†	273228.4	276838.9	11.01 mg/L	11.01 mg/L	22:02:41	
1	Mn 257.610†	632503.8	640177.8	0.8004 mg/L	0.8004 mg/L	22:02:35	
1	Mo 202.031†	104.0	68.0	0.0048 mg/L	0.0048 mg/L	22:03:01	
1	Ni 231.604†	1975.3	1982.4	0.0654 mg/L	0.0654 mg/L	22:02:41	
1	P 214.914†	6907.3	6929.4	4.994 mg/L	4.994 mg/L	22:02:41	
1	Pb 220.353†	3464.9	3667.9	0.4420 mg/L	0.4420 mg/L	22:03:01	
1	Sb 206.836†	42.5	35.7	0.0121 mg/L	0.0121 mg/L	22:03:01	
1	Se 196.026†	-2.0	6.3	0.0081 mg/L	0.0081 mg/L	22:03:01	
1	Sn 189.927†	111.5	30.2	0.0129 mg/L	0.0129 mg/L	22:03:01	
1	Sr 407.771†	1145011.9	1155585.6	0.0515 mg/L	0.0515 mg/L	22:02:35	
1	Ti 337.279†	2555704.5	2595505.2	3.585 mg/L	3.585 mg/L	22:02:35	
1	Tl 190.801†	6.5	6.5	0.0103 mg/L	0.0103 mg/L	22:03:01	
1	V 292.402†	28586.5	30551.1	0.1064 mg/L	0.1064 mg/L	22:02:41	
1	Zn 213.857†	30177.2	29990.9	0.4080 mg/L	0.4080 mg/L	22:02:41	
2	K 766.490†	7403.7	7048.2	3.422 mg/L	3.422 mg/L	22:02:23	
2	Li 670.784†	2099.7	2068.6	0.0551 mg/L	0.0551 mg/L	22:02:23	
2	Na 589.592	40907.3	42094.2	5.158 mg/L	5.158 mg/L	22:02:23	
2	Y 371.029	3259854.7	3259854.7	0.981 mg/L		22:03:10	
2	Ag 328.068†	7536.6	10054.9	0.0376 mg/L	0.0376 mg/L	22:03:16	
2	Al 237.313†	485653.7	495294.1	59.42 mg/L	59.42 mg/L	22:03:10	
2	As 188.979†	29.8	24.8	0.0314 mg/L	0.0314 mg/L	22:03:36	
2	B 182.528†	3.0	8.4	0.0207 mg/L	0.0207 mg/L	22:03:36	
2	Ba 233.527†	16303.9	16758.5	0.1537 mg/L	0.1537 mg/L	22:03:16	
2	Be 313.107†	17710.2	15607.1	0.0007 mg/L	0.0007 mg/L	22:03:16	
2	Ca 315.886†	1046198.9	1066564.8	8.072 mg/L	8.072 mg/L	22:03:10	
2	Cd 228.802†	147.4	29.8	0.0010 mg/L	0.0010 mg/L	22:03:36	
2	Co 228.616†	1879.0	2096.6	0.0517 mg/L	0.0517 mg/L	22:03:36	
2	Cr 267.716†	11034.3	10374.8	0.0725 mg/L	0.0725 mg/L	22:03:16	
2	Cu 324.752†	53945.7	48369.7	0.1881 mg/L	0.1881 mg/L	22:03:16	
2	Fe 234.349†	3422385.8	3488782.6	76.45 mg/L	76.45 mg/L	22:03:10	
2	Fe 238.204†	8237410.7	8398549.9	74.18 mg/L	74.18 mg/L	22:03:10	
2	Mg 279.077†	270428.6	275334.1	10.95 mg/L	10.95 mg/L	22:03:16	
2	Mn 257.610†	629111.6	639844.2	0.8000 mg/L	0.8000 mg/L	22:03:10	
2	Mo 202.031†	117.3	82.1	0.0059 mg/L	0.0059 mg/L	22:03:36	
2	Ni 231.604†	1934.5	1950.6	0.0643 mg/L	0.0643 mg/L	22:03:16	
2	P 214.914†	6828.7	6883.4	4.961 mg/L	4.961 mg/L	22:03:16	
2	Pb 220.353†	3457.1	3677.0	0.4430 mg/L	0.4430 mg/L	22:03:36	
2	Sb 206.836†	34.1	27.3	0.0077 mg/L	0.0077 mg/L	22:03:36	
2	Se 196.026†	0.4	8.7	0.0113 mg/L	0.0113 mg/L	22:03:36	
2	Sn 189.927†	104.3	23.4	0.0109 mg/L	0.0109 mg/L	22:03:36	
2	Sr 407.771†	1139510.8	1155634.1	0.0515 mg/L	0.0515 mg/L	22:03:10	
2	Ti 337.279†	2543466.0	2595654.2	3.586 mg/L	3.586 mg/L	22:03:10	
2	Tl 190.801†	-7.9	-8.2	-0.0016 mg/L	-0.0016 mg/L	22:03:36	
2	V 292.402†	28381.6	30483.5	0.1061 mg/L	0.1061 mg/L	22:03:16	
2	Zn 213.857†	29750.4	29704.8	0.4041 mg/L	0.4041 mg/L	22:03:16	

Mean Data: 0607164-15

Analyte	Mean Corrected Intensity	Calib Conc. Units	Std.Dev.	Sample Conc. Units	Std.Dev.	RSD
Y 371.029	3267791.6	0.983 mg/L	0.0034			0.34%
Ag 328.068†	10047.3	0.0375 mg/L	0.00004	0.0375 mg/L	0.00004	0.10%

Element	Net Intensity	Corrected Intensity	Conc. Units	Calib. Units	Sample Conc.	Analysis Time
Al 237.313†	495728.6	59.47 mg/L	0.074	59.47 mg/L	0.074	0.12%
As 188.979†	24.3	0.0306 mg/L	0.00112	0.0306 mg/L	0.00112	3.66%
B 182.528†	7.9	0.0196 mg/L	0.00155	0.0196 mg/L	0.00155	7.90%
Ba 233.527†	16816.0	0.1542 mg/L	0.00075	0.1542 mg/L	0.00075	0.49%
Be 313.107†	15528.1	0.0006 mg/L	0.00002	0.0006 mg/L	0.00002	3.50%
Ca 315.886†	1066748.0	8.073 mg/L	0.0020	8.073 mg/L	0.0020	0.02%
Cd 228.802†	28.8	0.0009 mg/L	0.00003	0.0009 mg/L	0.00003	3.56%
Co 228.616†	2086.6	0.0514 mg/L	0.00041	0.0514 mg/L	0.00041	0.80%
Cr 267.716†	10392.6	0.0726 mg/L	0.00017	0.0726 mg/L	0.00017	0.24%
Cu 324.752†	48340.6	0.1880 mg/L	0.00013	0.1880 mg/L	0.00013	0.07%
Fe 234.349†	3490900.8	76.49 mg/L	0.066	76.49 mg/L	0.066	0.09%
Fe 238.204†	8403046.6	74.22 mg/L	0.056	74.22 mg/L	0.056	0.08%
K 766.490†	7006.0	3.401 mg/L	0.0292	3.401 mg/L	0.0292	0.86%
Li 670.784†	2087.2	0.0557 mg/L	0.00074	0.0557 mg/L	0.00074	1.34%
Mg 279.077†	276086.5	10.98 mg/L	0.042	10.98 mg/L	0.042	0.39%
Mn 257.610†	640011.0	0.8002 mg/L	0.00030	0.8002 mg/L	0.00030	0.04%
Mo 202.031†	75.0	0.0054 mg/L	0.00077	0.0054 mg/L	0.00077	14.38%
Na 589.592	42187.0	5.170 mg/L	0.0166	5.170 mg/L	0.0166	0.32%
Ni 231.604†	1966.5	0.0648 mg/L	0.00077	0.0648 mg/L	0.00077	1.19%
P 214.914†	6906.4	4.977 mg/L	0.0234	4.977 mg/L	0.0234	0.47%
Pb 220.353†	3672.5	0.4425 mg/L	0.00075	0.4425 mg/L	0.00075	0.17%
Sb 206.836†	31.5	0.0099 mg/L	0.00314	0.0099 mg/L	0.00314	31.71%
Se 196.026†	7.5	0.0097 mg/L	0.00225	0.0097 mg/L	0.00225	23.27%
Sn 189.927†	26.8	0.0119 mg/L	0.00140	0.0119 mg/L	0.00140	11.75%
Sr 407.771†	1155609.9	0.0515 mg/L	0.00000	0.0515 mg/L	0.00000	0.00%
Ti 337.279†	2595579.7	3.585 mg/L	0.0001	3.585 mg/L	0.0001	0.00%
Tl 190.801†	-0.8	0.0044 mg/L	0.00843	0.0044 mg/L	0.00843	193.46%
V 292.402†	30517.3	0.1062 mg/L	0.00017	0.1062 mg/L	0.00017	0.16%
Zn 213.857†	29847.8	0.4060 mg/L	0.00279	0.4060 mg/L	0.00279	0.69%

Sequence No.: 66

Sample ID: 0607164-21 x5

Analyst:

Initial Sample Wt:

Dilution:

Autosampler Location: 52

Date Collected: 7/15/2006 10:05:15 PM

Data Type: Original

Initial Sample Vol:

Sample Prep Vol:

Replicate Data: 0607164-21 x5

Repl#	Analyte	Net Intensity	Corrected Intensity	Conc. Units	Calib. Units	Sample Conc.	Analysis Time
1	K 766.490†	6732.0	6446.8	3.127 mg/L	3.127 mg/L	3.127 mg/L	22:06:53
1	Li 670.784†	765.7	717.7	0.0169 mg/L	0.0169 mg/L	0.0169 mg/L	22:06:53
1	Na 589.592	25630.4	26817.3	3.224 mg/L	3.224 mg/L	3.224 mg/L	22:06:53
1	Y 371.029	3220722.2	3220722.2	0.969 mg/L	0.969 mg/L	0.969 mg/L	22:07:10
1	Ag 328.068†	72134.2	76818.2	0.2746 mg/L	0.2746 mg/L	0.2746 mg/L	22:07:16
1	Al 237.313†	117467.4	121313.9	14.40 mg/L	14.40 mg/L	14.40 mg/L	22:07:16
1	As 188.979†	16.2	11.2	0.0144 mg/L	0.0144 mg/L	0.0144 mg/L	22:07:36
1	B 182.528†	26.8	32.9	0.0825 mg/L	0.0825 mg/L	0.0825 mg/L	22:07:36
1	Ba 233.527†	15730.1	16368.3	0.1501 mg/L	0.1501 mg/L	0.1501 mg/L	22:07:16
1	Be 313.107†	6785.4	4551.3	0.0009 mg/L	0.0009 mg/L	0.0009 mg/L	22:07:16
1	Ca 315.886†	3409280.8	3518413.3	26.64 mg/L	26.64 mg/L	26.64 mg/L	22:07:10
1	Cd 228.802†	182.7	68.1	0.0017 mg/L	0.0017 mg/L	0.0017 mg/L	22:07:36
1	Co 228.616†	327.2	518.3	0.0121 mg/L	0.0121 mg/L	0.0121 mg/L	22:07:36
1	Cr 267.716†	19884.9	19646.0	0.1342 mg/L	0.1342 mg/L	0.1342 mg/L	22:07:16
1	Cu 324.752†	354730.7	359471.9	1.291 mg/L	1.291 mg/L	1.291 mg/L	22:07:10
1	Fe 234.349†	2328513.9	2402222.2	52.63 mg/L	52.63 mg/L	52.63 mg/L	22:07:10
1	Fe 238.204†	5672294.0	5853204.6	51.69 mg/L	51.69 mg/L	51.69 mg/L	22:07:10
1	Mg 279.077†	71477.0	73350.8	2.890 mg/L	2.890 mg/L	2.890 mg/L	22:07:16
1	Mn 257.610†	368195.1	378352.1	0.4721 mg/L	0.4721 mg/L	0.4721 mg/L	22:07:16
1	Mo 202.031†	140.7	107.7	0.0079 mg/L	0.0079 mg/L	0.0079 mg/L	22:07:36
1	Ni 231.604†	5512.3	5667.1	0.1917 mg/L	0.1917 mg/L	0.1917 mg/L	22:07:16
1	P 214.914†	1998.2	1982.5	1.438 mg/L	1.438 mg/L	1.438 mg/L	22:07:36
1	Pb 220.353†	43423.4	44968.2	5.327 mg/L	5.327 mg/L	5.327 mg/L	22:07:16
1	Sb 206.836†	114.4	110.7	0.0535 mg/L	0.0535 mg/L	0.0535 mg/L	22:07:36
1	Se 196.026†	-8.5	-0.6	-0.0009 mg/L	-0.0009 mg/L	-0.0009 mg/L	22:07:36
1	Sn 189.927†	1081.5	1033.3	0.3015 mg/L	0.3015 mg/L	0.3015 mg/L	22:07:36
1	Sr 407.771†	2936584.7	3024473.8	0.1353 mg/L	0.1353 mg/L	0.1353 mg/L	22:07:10
1	Ti 337.279†	399482.6	414406.7	0.5718 mg/L	0.5718 mg/L	0.5718 mg/L	22:07:10
1	Tl 190.801†	6.4	6.5	0.0106 mg/L	0.0106 mg/L	0.0106 mg/L	22:07:36
1	V 292.402†	7580.6	9366.9	0.0291 mg/L	0.0291 mg/L	0.0291 mg/L	22:07:16
1	Zn 213.857†	62516.4	63890.5	0.8768 mg/L	0.8768 mg/L	0.8768 mg/L	22:07:16

2	K 766.490†	6713.9	6485.7	3.146 mg/L	3.146 mg/L	22:06:59
2	Li 670.784†	812.4	772.9	0.0184 mg/L	0.0184 mg/L	22:06:59
2	Na 589.592	25645.3	26832.2	3.226 mg/L	3.226 mg/L	22:06:59
2	Y 371.029	3194139.2	3194139.2	0.961 mg/L		22:07:44
2	Ag 328.068†	72699.5	78026.0	0.2789 mg/L	0.2789 mg/L	22:07:50
2	Al 237.313†	118151.7	123034.9	14.61 mg/L	14.61 mg/L	22:07:50
2	As 188.979†	12.8	7.8	0.0095 mg/L	0.0095 mg/L	22:08:10
2	B 182.528†	29.9	36.4	0.0912 mg/L	0.0912 mg/L	22:08:10
2	Ba 233.527†	15762.6	16537.3	0.1517 mg/L	0.1517 mg/L	22:07:50
2	Be 313.107†	6817.8	4643.3	0.0009 mg/L	0.0009 mg/L	22:07:50
2	Ca 315.886†	3401403.1	3539498.8	26.80 mg/L	26.80 mg/L	22:07:44
2	Cd 228.802†	185.6	72.6	0.0019 mg/L	0.0019 mg/L	22:08:10
2	Co 228.616†	324.8	518.6	0.0121 mg/L	0.0121 mg/L	22:08:10
2	Cr 267.716†	20063.1	20002.2	0.1366 mg/L	0.1366 mg/L	22:07:50
2	Cu 324.752†	353177.0	360902.0	1.297 mg/L	1.297 mg/L	22:07:44
2	Fe 234.349†	2320603.8	2413990.8	52.89 mg/L	52.89 mg/L	22:07:44
2	Fe 238.204†	5655204.4	5884141.5	51.97 mg/L	51.97 mg/L	22:07:44
2	Mg 279.077†	71873.1	74377.0	2.931 mg/L	2.931 mg/L	22:07:50
2	Mn 257.610†	369842.3	383228.9	0.4782 mg/L	0.4782 mg/L	22:07:50
2	Mo 202.031†	123.0	90.5	0.0066 mg/L	0.0066 mg/L	22:08:10
2	Ni 231.604†	5512.2	5714.3	0.1933 mg/L	0.1933 mg/L	22:07:50
2	P 214.914†	1991.6	1992.9	1.445 mg/L	1.445 mg/L	22:08:10
2	Pb 220.353†	43788.4	45721.1	5.416 mg/L	5.416 mg/L	22:07:50
2	Sb 206.836†	116.4	113.8	0.0551 mg/L	0.0551 mg/L	22:08:10
2	Se 196.026†	-12.4	-4.6	-0.0062 mg/L	-0.0062 mg/L	22:08:10
2	Sn 189.927†	1097.4	1059.1	0.3091 mg/L	0.3091 mg/L	22:08:10
2	Sr 407.771†	2926768.3	3039481.7	0.1359 mg/L	0.1359 mg/L	22:07:44
2	Ti 337.279†	397355.0	415623.8	0.5735 mg/L	0.5735 mg/L	22:07:44
2	Tl 190.801†	0.5	0.5	0.0057 mg/L	0.0057 mg/L	22:08:10
2	V 292.402†	7705.7	9562.2	0.0298 mg/L	0.0298 mg/L	22:07:50
2	Zn 213.857†	62702.0	64620.7	0.8869 mg/L	0.8869 mg/L	22:07:50

Mean Data: 0607164-21 x5

Analyte	Mean Corrected Intensity	Conc. Units	Calib	Std.Dev.	Sample Conc. Units	Std.Dev.	RSD
Y 371.029	3207430.7	0.965 mg/L		0.0057			0.59%
Ag 328.068†	77422.1	0.2768 mg/L		0.00305	0.2768 mg/L	0.00305	1.10%
Al 237.313†	122174.4	14.51 mg/L		0.146	14.51 mg/L	0.146	1.01%
As 188.979†	9.5	0.0120 mg/L		0.00349	0.0120 mg/L	0.00349	29.12%
B 182.528†	34.7	0.0868 mg/L		0.00617	0.0868 mg/L	0.00617	7.11%
Ba 233.527†	16452.8	0.1509 mg/L		0.00110	0.1509 mg/L	0.00110	0.73%
Be 313.107†	4597.3	0.0009 mg/L		0.00001	0.0009 mg/L	0.00001	1.61%
Ca 315.886†	3528956.1	26.72 mg/L		0.113	26.72 mg/L	0.113	0.42%
Cd 228.802†	70.3	0.0018 mg/L		0.00011	0.0018 mg/L	0.00011	5.87%
Co 228.616†	518.4	0.0121 mg/L		0.00000	0.0121 mg/L	0.00000	0.03%
Cr 267.716†	19824.1	0.1354 mg/L		0.00172	0.1354 mg/L	0.00172	1.27%
Cu 324.752†	360186.9	1.294 mg/L		0.0036	1.294 mg/L	0.0036	0.28%
Fe 234.349†	2408106.5	52.76 mg/L		0.182	52.76 mg/L	0.182	0.35%
Fe 238.204†	5868673.1	51.83 mg/L		0.193	51.83 mg/L	0.193	0.37%
K 766.490†	6466.2	3.137 mg/L		0.0135	3.137 mg/L	0.0135	0.43%
Li 670.784†	745.3	0.0176 mg/L		0.00111	0.0176 mg/L	0.00111	6.26%
Mg 279.077†	73863.9	2.910 mg/L		0.0289	2.910 mg/L	0.0289	0.99%
Mn 257.610†	380790.5	0.4752 mg/L		0.00432	0.4752 mg/L	0.00432	0.91%
Mo 202.031†	99.1	0.0072 mg/L		0.00094	0.0072 mg/L	0.00094	13.01%
Na 589.592	26824.7	3.225 mg/L		0.0013	3.225 mg/L	0.0013	0.04%
Ni 231.604†	5690.7	0.1925 mg/L		0.00114	0.1925 mg/L	0.00114	0.59%
P 214.914†	1987.7	1.441 mg/L		0.0052	1.441 mg/L	0.0052	0.36%
Pb 220.353†	45344.6	5.371 mg/L		0.0631	5.371 mg/L	0.0631	1.17%
Sb 206.836†	112.2	0.0543 mg/L		0.00112	0.0543 mg/L	0.00112	2.06%
Se 196.026†	-2.6	-0.0035 mg/L		0.00375	-0.0035 mg/L	0.00375	106.35%
Sn 189.927†	1046.2	0.3053 mg/L		0.00534	0.3053 mg/L	0.00534	1.75%
Sr 407.771†	3031977.7	0.1356 mg/L		0.00048	0.1356 mg/L	0.00048	0.35%
Ti 337.279†	415015.2	0.5727 mg/L		0.00119	0.5727 mg/L	0.00119	0.21%
Tl 190.801†	3.5	0.0082 mg/L		0.00341	0.0082 mg/L	0.00341	41.80%
V 292.402†	9464.5	0.0295 mg/L		0.00051	0.0295 mg/L	0.00051	1.72%
Zn 213.857†	64255.6	0.8818 mg/L		0.00712	0.8818 mg/L	0.00712	0.81%

Sequence No.: 67
Sample ID: 0607164-22 x10
Analyst:

Autosampler Location: 53
Date Collected: 7/15/2006 10:09:49 PM
Data Type: Original

Initial Sample Wt:
Dilution:Initial Sample Vol:
Sample Prep Vol:-----
Replicate Data: 0607164-22 x10

Repl#	Analyte	Net Intensity	Corrected Intensity	Calib. Conc. Units	Sample Conc. Units	Analysis Time
1	K 766.490†	808.8	329.6	0.1331 mg/L	0.1331 mg/L	22:11:26
1	Li 670.784†	139.0	70.4	-0.0015 mg/L	-0.0015 mg/L	22:11:26
1	Na 589.592	3644.3	4831.2	0.4399 mg/L	0.4399 mg/L	22:11:26
1	Y 371.029	3235992.6	3235992.6	0.974 mg/L		22:11:41
1	Ag 328.068†	12965.2	15687.9	0.0548 mg/L	0.0548 mg/L	22:11:46
1	Al 237.313†	14526.7	15000.2	1.787 mg/L	1.787 mg/L	22:11:46
1	As 188.979†	9.7	4.4	0.0051 mg/L	0.0051 mg/L	22:12:06
1	B 182.528†	-2.0	3.2	0.0078 mg/L	0.0078 mg/L	22:12:06
1	Ba 233.527†	2119.8	2311.1	0.0201 mg/L	0.0201 mg/L	22:12:06
1	Be 313.107†	3712.0	1361.2	0.0003 mg/L	0.0003 mg/L	22:11:46
1	Ca 315.886†	83354.8	85389.8	0.6420 mg/L	0.6420 mg/L	22:11:46
1	Cd 228.802†	198.8	83.7	0.0018 mg/L	0.0018 mg/L	22:12:06
1	Co 228.616†	-75.3	103.2	0.0011 mg/L	0.0011 mg/L	22:12:06
1	Cr 267.716†	6619.2	5922.5	0.0384 mg/L	0.0384 mg/L	22:11:46
1	Cu 324.752†	1319043.0	1348294.1	4.811 mg/L	4.811 mg/L	22:11:41
1	Fe 234.349†	209242.4	213947.9	4.678 mg/L	4.678 mg/L	22:11:41
1	Fe 238.204†	521208.8	534340.6	4.709 mg/L	4.709 mg/L	22:11:41
1	Mg 279.077†	9685.3	9529.8	0.3570 mg/L	0.3570 mg/L	22:11:46
1	Mn 257.610†	135630.9	137667.0	0.1703 mg/L	0.1703 mg/L	22:11:46
1	Mo 202.031†	63.0	27.2	0.0017 mg/L	0.0017 mg/L	22:12:06
1	Ni 231.604†	1158.4	1167.9	0.0374 mg/L	0.0374 mg/L	22:12:06
1	P 214.914†	2028.8	2004.3	1.453 mg/L	1.453 mg/L	22:11:46
1	Pb 220.353†	3828.0	4084.0	0.4812 mg/L	0.4812 mg/L	22:12:06
1	Sb 206.836†	13.4	6.3	0.0007 mg/L	0.0007 mg/L	22:12:06
1	Se 196.026†	-7.5	0.5	0.0006 mg/L	0.0006 mg/L	22:12:06
1	Sn 189.927†	853.5	793.8	0.2292 mg/L	0.2292 mg/L	22:12:06
1	Sr 407.771†	111921.6	108653.9	0.0045 mg/L	0.0045 mg/L	22:11:41
1	Ti 337.279†	52534.4	56072.9	0.0767 mg/L	0.0767 mg/L	22:11:46
1	Tl 190.801†	-2.9	-3.0	-0.0014 mg/L	-0.0014 mg/L	22:12:06
1	V 292.402†	3473.1	5110.7	0.0190 mg/L	0.0190 mg/L	22:11:46
1	Zn 213.857†	110952.4	113339.9	1.566 mg/L	1.566 mg/L	22:11:46
2	K 766.490†	810.1	334.2	0.1354 mg/L	0.1354 mg/L	22:11:32
2	Li 670.784†	89.6	19.9	-0.0029 mg/L	-0.0029 mg/L	22:11:32
2	Na 589.592	3722.8	4909.6	0.4499 mg/L	0.4499 mg/L	22:11:32
2	Y 371.029	3223316.4	3223316.4	0.970 mg/L		22:12:13
2	Ag 328.068†	12755.8	15524.4	0.0542 mg/L	0.0542 mg/L	22:12:18
2	Al 237.313†	14367.8	14895.0	1.774 mg/L	1.774 mg/L	22:12:18
2	As 188.979†	12.9	7.7	0.0099 mg/L	0.0099 mg/L	22:12:38
2	B 182.528†	-2.1	3.1	0.0075 mg/L	0.0075 mg/L	22:12:38
2	Ba 233.527†	2128.0	2328.1	0.0203 mg/L	0.0203 mg/L	22:12:38
2	Be 313.107†	3735.3	1400.2	0.0003 mg/L	0.0003 mg/L	22:12:18
2	Ca 315.886†	82645.4	84994.9	0.6390 mg/L	0.6390 mg/L	22:12:18
2	Cd 228.802†	215.7	102.0	0.0022 mg/L	0.0022 mg/L	22:12:38
2	Co 228.616†	-72.5	105.8	0.0012 mg/L	0.0012 mg/L	22:12:38
2	Cr 267.716†	6473.7	5799.3	0.0376 mg/L	0.0376 mg/L	22:12:18
2	Cu 324.752†	1316302.6	1350796.5	4.820 mg/L	4.820 mg/L	22:12:13
2	Fe 234.349†	208769.3	214305.4	4.685 mg/L	4.685 mg/L	22:12:13
2	Fe 238.204†	521341.6	536583.1	4.729 mg/L	4.729 mg/L	22:12:13
2	Mg 279.077†	9692.0	9575.8	0.3588 mg/L	0.3588 mg/L	22:12:18
2	Mn 257.610†	134383.7	136928.7	0.1694 mg/L	0.1694 mg/L	22:12:18
2	Mo 202.031†	60.7	25.0	0.0015 mg/L	0.0015 mg/L	22:12:38
2	Ni 231.604†	1158.5	1172.7	0.0376 mg/L	0.0376 mg/L	22:12:38
2	P 214.914†	1975.6	1957.6	1.420 mg/L	1.420 mg/L	22:12:18
2	Pb 220.353†	3871.0	4143.8	0.4883 mg/L	0.4883 mg/L	22:12:38
2	Sb 206.836†	12.4	5.4	0.0002 mg/L	0.0002 mg/L	22:12:38
2	Se 196.026†	-11.0	-3.1	-0.0042 mg/L	-0.0042 mg/L	22:12:38
2	Sn 189.927†	852.6	796.3	0.2300 mg/L	0.2300 mg/L	22:12:38
2	Sr 407.771†	111832.7	109014.4	0.0046 mg/L	0.0046 mg/L	22:12:13
2	Ti 337.279†	52188.4	55928.3	0.0765 mg/L	0.0765 mg/L	22:12:18
2	Tl 190.801†	-3.8	-4.0	-0.0022 mg/L	-0.0022 mg/L	22:12:38
2	V 292.402†	3491.9	5144.1	0.0192 mg/L	0.0192 mg/L	22:12:18
2	Zn 213.857†	109800.7	112600.4	1.556 mg/L	1.556 mg/L	22:12:18

Mean Data: 0607164-22 x10

Analyte	Mean Corrected Intensity	Conc. Units	Calib	Std.Dev.	Conc. Units	Sample Std.Dev.	RSD
Y 371.029	3229654.5	0.972 mg/L		0.0027			0.28%
Ag 328.068†	15606.1	0.0545 mg/L		0.00041	0.0545 mg/L	0.00041	0.76%
Al 237.313†	14947.6	1.781 mg/L		0.0090	1.781 mg/L	0.0090	0.51%
As 188.979†	6.0	0.0075 mg/L		0.00340	0.0075 mg/L	0.00340	45.53%
B 182.528†	3.2	0.0076 mg/L		0.00022	0.0076 mg/L	0.00022	2.94%
Ba 233.527†	2319.6	0.0202 mg/L		0.00011	0.0202 mg/L	0.00011	0.55%
Be 313.107†	1380.7	0.0003 mg/L		0.00001	0.0003 mg/L	0.00001	1.81%
Ca 315.886†	85192.3	0.6405 mg/L		0.00211	0.6405 mg/L	0.00211	0.33%
Cd 228.802†	92.9	0.0020 mg/L		0.00032	0.0020 mg/L	0.00032	16.14%
Co 228.616†	104.5	0.0012 mg/L		0.00005	0.0012 mg/L	0.00005	4.64%
Cr 267.716†	5860.9	0.0380 mg/L		0.00059	0.0380 mg/L	0.00059	1.56%
Cu 324.752†	1349545.3	4.815 mg/L		0.0063	4.815 mg/L	0.0063	0.13%
Fe 234.349†	214126.6	4.682 mg/L		0.0055	4.682 mg/L	0.0055	0.12%
Fe 238.204†	535461.8	4.719 mg/L		0.0140	4.719 mg/L	0.0140	0.30%
K 766.490†	331.9	0.1342 mg/L		0.00160	0.1342 mg/L	0.00160	1.19%
Li 670.784†	45.1	-0.0022 mg/L		0.00101	-0.0022 mg/L	0.00101	46.18%
Mg 279.077†	9552.8	0.3579 mg/L		0.00129	0.3579 mg/L	0.00129	0.36%
Mn 257.610†	137297.9	0.1699 mg/L		0.00065	0.1699 mg/L	0.00065	0.39%
Mo 202.031†	26.1	0.0016 mg/L		0.00012	0.0016 mg/L	0.00012	7.58%
Na 589.592	4870.4	0.4449 mg/L		0.00702	0.4449 mg/L	0.00702	1.58%
Ni 231.604†	1170.3	0.0375 mg/L		0.00012	0.0375 mg/L	0.00012	0.31%
P 214.914†	1980.9	1.436 mg/L		0.0237	1.436 mg/L	0.0237	1.65%
Pb 220.353†	4113.9	0.4848 mg/L		0.00501	0.4848 mg/L	0.00501	1.03%
Sb 206.836†	5.8	0.0005 mg/L		0.00035	0.0005 mg/L	0.00035	76.78%
Se 196.026†	-1.3	-0.0018 mg/L		0.00335	-0.0018 mg/L	0.00335	185.80%
Sn 189.927†	795.0	0.2296 mg/L		0.00052	0.2296 mg/L	0.00052	0.23%
Sr 407.771†	108834.1	0.0046 mg/L		0.00001	0.0046 mg/L	0.00001	0.25%
Ti 337.279†	56000.6	0.0766 mg/L		0.00014	0.0766 mg/L	0.00014	0.18%
Tl 190.801†	-3.5	-0.0018 mg/L		0.00056	-0.0018 mg/L	0.00056	31.19%
V 292.402†	5127.4	0.0191 mg/L		0.00009	0.0191 mg/L	0.00009	0.48%
Zn 213.857†	112970.2	1.561 mg/L		0.0072	1.561 mg/L	0.0072	0.46%

Sequence No.: 68
Sample ID: 0607164-23
Analyst:
Initial Sample Wt:
Dilution:

Autosampler Location: 54
Date Collected: 7/15/2006 10:14:23 PM
Data Type: Original
Initial Sample Vol:
Sample Prep Vol:

Replicate Data: 0607164-23

Repl#	Analyte	Net Intensity	Corrected Intensity	Calib. Conc. Units	Sample Conc. Units	Analysis Time
1	K 766.490†	13964.2	13576.9	6.617 mg/L	6.617 mg/L	22:15:59
1	Li 670.784†	3358.5	3313.4	0.0904 mg/L	0.0904 mg/L	22:15:59
1	Na 589.592	59749.6	60936.4	7.544 mg/L	7.544 mg/L	22:15:59
1	Y 371.029	3297153.8	3297153.8	0.992 mg/L		22:16:24
1	Ag 328.068†	344915.8	350098.2	1.252 mg/L	1.252 mg/L	22:16:24
1	Al 237.313†	612677.3	617751.3	74.01 mg/L	74.01 mg/L	22:16:24
1	As 188.979†	46.3	41.1	0.0552 mg/L	0.0552 mg/L	22:16:50
1	B 182.528†	46.5	52.2	0.1310 mg/L	0.1310 mg/L	22:16:50
1	Ba 233.527†	95384.9	96296.3	0.8889 mg/L	0.8889 mg/L	22:16:30
1	Be 313.107†	29679.7	27469.9	0.0046 mg/L	0.0046 mg/L	22:16:30
1	Ca 315.886†	10409236.1	10493880.5	79.46 mg/L	79.46 mg/L	22:16:17
1	Cd 228.802†	1009.5	897.2	0.0239 mg/L	0.0239 mg/L	22:16:50
1	Co 228.616†	1388.4	1580.2	0.0394 mg/L	0.0394 mg/L	22:16:50
1	Cr 267.716†	96350.8	96259.7	0.6568 mg/L	0.6568 mg/L	22:16:30
1	Cu 324.752†	4346548.5	4375352.3	15.63 mg/L	15.63 mg/L	22:16:17
1	Fe 234.349†	5362161.4	5404897.1	118.4 mg/L	118.4 mg/L	22:16:17
1	Fe 238.204†	12559072.3	12660430.0	111.8 mg/L	111.8 mg/L	22:16:17
1	Mg 279.077†	441651.0	444833.2	17.71 mg/L	17.71 mg/L	22:16:24
1	Mn 257.610†	1500456.6	1511037.2	1.892 mg/L	1.892 mg/L	22:16:24
1	Mo 202.031†	334.0	299.2	0.0228 mg/L	0.0228 mg/L	22:16:50
1	Ni 231.604†	17078.4	17195.6	0.5871 mg/L	0.5871 mg/L	22:16:30
1	P 214.914†	11932.3	11949.9	8.603 mg/L	8.603 mg/L	22:16:30
1	Pb 220.353†	132077.7	133306.5	15.79 mg/L	15.79 mg/L	22:16:30
1	Sb 206.836†	207.1	201.4	0.0929 mg/L	0.0929 mg/L	22:16:50
1	Se 196.026†	-7.1	1.1	0.0013 mg/L	0.0013 mg/L	22:16:50
1	Sn 189.927†	6680.4	6651.9	1.946 mg/L	1.946 mg/L	22:16:50
1	Sr 407.771†	Saturated2	Saturated2			22:16:50

Saturated in preshot (code 2)

1	Ti 337.279†	1623206.1	1638550.9	2.263 mg/L	2.263 mg/L	22:16:24
1	Tl 190.801†	9.6	9.6	0.0304 mg/L	0.0304 mg/L	22:16:50
1	V 292.402†	240697.8	244203.6	0.9518 mg/L	0.9518 mg/L	22:16:30
1	Zn 213.857†	609884.7	614226.4	8.482 mg/L	8.482 mg/L	22:16:24
2	K 766.490†	14012.8	13701.5	6.678 mg/L	6.678 mg/L	22:16:05
2	Li 670.784†	3487.9	3462.7	0.0946 mg/L	0.0946 mg/L	22:16:05
2	Na 589.592	60224.1	61411.0	7.604 mg/L	7.604 mg/L	22:16:05
2	Y 371.029	3279600.5	3279600.5	0.987 mg/L		22:17:06
2	Ag 328.068†	342623.4	349635.9	1.250 mg/L	1.250 mg/L	22:17:06
2	Al 237.313†	611302.8	619664.1	74.23 mg/L	74.23 mg/L	22:17:06
2	As 188.979†	51.9	47.0	0.0637 mg/L	0.0637 mg/L	22:17:32
2	B 182.528†	44.4	50.3	0.1261 mg/L	0.1261 mg/L	22:17:32
2	Ba 233.527†	96676.5	98120.1	0.9058 mg/L	0.9058 mg/L	22:17:11
2	Be 313.107†	29917.2	27870.8	0.0047 mg/L	0.0047 mg/L	22:17:11
2	Ca 315.886†	10609274.8	10752797.0	81.42 mg/L	81.42 mg/L	22:16:59
2	Cd 228.802†	1010.3	903.5	0.0240 mg/L	0.0240 mg/L	22:17:32
2	Co 228.616†	1408.6	1608.3	0.0402 mg/L	0.0402 mg/L	22:17:32
2	Cr 267.716†	97576.3	98021.7	0.6689 mg/L	0.6689 mg/L	22:17:11
2	Cu 324.752†	4421121.5	4474389.4	15.99 mg/L	15.99 mg/L	22:16:59
2	Fe 234.349†	5438829.0	5511537.2	120.8 mg/L	120.8 mg/L	22:16:59
2	Fe 238.204†	12750242.6	12921958.4	114.1 mg/L	114.1 mg/L	22:16:59
2	Mg 279.077†	440740.1	446293.0	17.77 mg/L	17.77 mg/L	22:17:06
2	Mn 257.610†	1497535.6	1516172.9	1.899 mg/L	1.899 mg/L	22:17:06
2	Mo 202.031†	339.0	306.1	0.0233 mg/L	0.0233 mg/L	22:17:32
2	Ni 231.604†	17074.7	17284.0	0.5901 mg/L	0.5901 mg/L	22:17:11
2	P 214.914†	12195.8	12281.3	8.841 mg/L	8.841 mg/L	22:17:11
2	Pb 220.353†	133642.4	135605.1	16.07 mg/L	16.07 mg/L	22:17:11
2	Sb 206.836†	209.8	205.2	0.0947 mg/L	0.0947 mg/L	22:17:32
2	Se 196.026†	-2.5	5.7	0.0074 mg/L	0.0074 mg/L	22:17:32
2	Sn 189.927†	6708.4	6716.3	1.964 mg/L	1.964 mg/L	22:17:32
2	Sr 407.771†	Saturated2	Saturated2			22:17:32
Saturated in preshot (code 2)						
2	Ti 337.279†	1617796.1	1641826.3	2.268 mg/L	2.268 mg/L	22:17:06
2	Tl 190.801†	-10.5	-10.7	0.0140 mg/L	0.0140 mg/L	22:17:32
2	V 292.402†	243392.2	248233.3	0.9675 mg/L	0.9675 mg/L	22:17:11
2	Zn 213.857†	609175.2	616798.2	8.517 mg/L	8.517 mg/L	22:17:06

Mean Data: 0607164-23

Analyte	Mean Corrected Intensity	Conc. Units	Calib	Std.Dev.	Conc. Units	Sample	Std.Dev.	RSD
Y 371.029	3288377.2	0.989 mg/L		0.0037				0.38%
Ag 328.068†	349867.1	1.251 mg/L		0.0011	1.251 mg/L		0.0011	0.09%
Al 237.313†	618707.7	74.12 mg/L		0.156	74.12 mg/L		0.156	0.21%
As 188.979†	44.0	0.0595 mg/L		0.00600	0.0595 mg/L		0.00600	10.08%
B 182.528†	51.3	0.1285 mg/L		0.00342	0.1285 mg/L		0.00342	2.66%
Ba 233.527†	97208.2	0.8973 mg/L		0.01192	0.8973 mg/L		0.01192	1.33%
Be 313.107†	27670.4	0.0046 mg/L		0.00007	0.0046 mg/L		0.00007	1.45%
Ca 315.886†	10623338.7	80.44 mg/L		1.386	80.44 mg/L		1.386	1.72%
Cd 228.802†	900.3	0.0240 mg/L		0.00010	0.0240 mg/L		0.00010	0.40%
Co 228.616†	1594.2	0.0398 mg/L		0.00057	0.0398 mg/L		0.00057	1.43%
Cr 267.716†	97140.7	0.6628 mg/L		0.00855	0.6628 mg/L		0.00855	1.29%
Cu 324.752†	4424870.9	15.81 mg/L		0.250	15.81 mg/L		0.250	1.58%
Fe 234.349†	5458217.2	119.6 mg/L		1.65	119.6 mg/L		1.65	1.38%
Fe 238.204†	12791194.2	113.0 mg/L		1.63	113.0 mg/L		1.63	1.45%
K 766.490†	13639.2	6.648 mg/L		0.0431	6.648 mg/L		0.0431	0.65%
Li 670.784†	3388.1	0.0925 mg/L		0.00299	0.0925 mg/L		0.00299	3.23%
Mg 279.077†	445563.1	17.74 mg/L		0.041	17.74 mg/L		0.041	0.23%
Mn 257.610†	1513605.1	1.896 mg/L		0.0046	1.896 mg/L		0.0046	0.24%
Mo 202.031†	302.6	0.0231 mg/L		0.00038	0.0231 mg/L		0.00038	1.64%
Na 589.592	61173.7	7.574 mg/L		0.0425	7.574 mg/L		0.0425	0.56%
Ni 231.604†	17239.8	0.5886 mg/L		0.00214	0.5886 mg/L		0.00214	0.36%
P 214.914†	12115.6	8.722 mg/L		0.1685	8.722 mg/L		0.1685	1.93%
Pb 220.353†	134455.8	15.93 mg/L		0.192	15.93 mg/L		0.192	1.21%
Sb 206.836†	203.3	0.0938 mg/L		0.00131	0.0938 mg/L		0.00131	1.40%
Se 196.026†	3.4	0.0043 mg/L		0.00428	0.0043 mg/L		0.00428	98.89%
Sn 189.927†	6684.1	1.955 mg/L		0.0134	1.955 mg/L		0.0134	0.68%
Sr 407.771†	Saturated2							
Ti 337.279†	1640188.6	2.265 mg/L		0.0032	2.265 mg/L		0.0032	0.14%
Tl 190.801†	-0.5	0.0222 mg/L		0.01164	0.0222 mg/L		0.01164	52.44%
V 292.402†	246218.4	0.9597 mg/L		0.01111	0.9597 mg/L		0.01111	1.16%

Zn 213.857† 615512.3 8.500 mg/L 0.0250 8.500 mg/L 0.0250 0.29%

Sequence No.: 69

Sample ID: 0607164-24

Analyst:

Initial Sample Wt:

Dilution:

Autosampler Location: 55

Date Collected: 7/15/2006 10:19:12 PM

Data Type: Original

Initial Sample Vol:

Sample Prep Vol:

Replicate Data: 0607164-24

Repl#	Analyte	Net Intensity	Corrected Intensity	Calib. Conc. Units	Sample Conc. Units	Analysis Time
1	K 766.490†	3914.1	3499.8	1.685 mg/L	1.685 mg/L	22:20:47
1	Li 670.784†	854.4	800.9	0.0192 mg/L	0.0192 mg/L	22:20:47
1	Na 589.592	41295.5	42482.4	5.207 mg/L	5.207 mg/L	22:20:47
1	Y 371.029	3251835.9	3251835.9	0.978 mg/L	0.978 mg/L	22:21:11
1	Ag 328.068†	104579.1	109271.1	0.3901 mg/L	0.3901 mg/L	22:21:11
1	Al 237.313†	176194.1	180184.5	21.53 mg/L	21.53 mg/L	22:21:11
1	As 188.979†	22.0	16.9	0.0225 mg/L	0.0225 mg/L	22:21:36
1	B 182.528†	2.8	8.1	0.0201 mg/L	0.0201 mg/L	22:21:36
1	Ba 233.527†	10239.2	10600.2	0.0967 mg/L	0.0967 mg/L	22:21:16
1	Be 313.107†	8580.2	6318.9	0.0010 mg/L	0.0010 mg/L	22:21:16
1	Ca 315.886†	1301833.9	1330506.6	10.07 mg/L	10.07 mg/L	22:21:11
1	Cd 228.802†	495.9	386.4	0.0100 mg/L	0.0100 mg/L	22:21:36
1	Co 228.616†	331.6	519.6	0.0118 mg/L	0.0118 mg/L	22:21:36
1	Cr 267.716†	29195.4	28966.8	0.1970 mg/L	0.1970 mg/L	22:21:16
1	Cu 324.752†	6032608.2	6159916.9	21.99 mg/L	21.99 mg/L	22:21:03
1	Fe 234.349†	2115933.5	2161927.6	47.37 mg/L	47.37 mg/L	22:21:11
1	Fe 238.204†	5154490.6	5267890.3	46.52 mg/L	46.52 mg/L	22:21:03
1	Mg 279.077†	134681.7	137253.1	5.444 mg/L	5.444 mg/L	22:21:16
1	Mn 257.610†	462227.7	470836.7	0.5881 mg/L	0.5881 mg/L	22:21:11
1	Mo 202.031†	167.4	133.6	0.0099 mg/L	0.0099 mg/L	22:21:36
1	Ni 231.604†	5604.1	5706.5	0.1930 mg/L	0.1930 mg/L	22:21:16
1	P 214.914†	11225.7	11395.2	8.204 mg/L	8.204 mg/L	22:21:16
1	Pb 220.353†	123126.7	126012.4	14.92 mg/L	14.92 mg/L	22:21:16
1	Sb 206.836†	18.7	11.7	0.0004 mg/L	0.0004 mg/L	22:21:36
1	Se 196.026†	-4.8	3.4	0.0043 mg/L	0.0043 mg/L	22:21:36
1	Sn 189.927†	8237.5	8337.5	2.433 mg/L	2.433 mg/L	22:21:16
1	Sr 407.771†	1408846.5	1433815.3	0.0640 mg/L	0.0640 mg/L	22:21:11
1	Ti 337.279†	520808.8	534481.9	0.7377 mg/L	0.7377 mg/L	22:21:11
1	Tl 190.801†	1.8	1.8	0.0077 mg/L	0.0077 mg/L	22:21:36
1	V 292.402†	48852.8	51480.6	0.1970 mg/L	0.1970 mg/L	22:21:16
1	Zn 213.857†	713900.3	729120.2	10.08 mg/L	10.08 mg/L	22:21:11
2	K 766.490†	4021.0	3648.6	1.758 mg/L	1.758 mg/L	22:20:53
2	Li 670.784†	881.9	837.7	0.0203 mg/L	0.0203 mg/L	22:20:53
2	Na 589.592	41807.3	42994.2	5.272 mg/L	5.272 mg/L	22:20:53
2	Y 371.029	3220891.1	3220891.1	0.969 mg/L	0.969 mg/L	22:21:51
2	Ag 328.068†	103660.6	109350.3	0.3904 mg/L	0.3904 mg/L	22:21:51
2	Al 237.313†	174625.7	180296.3	21.54 mg/L	21.54 mg/L	22:21:51
2	As 188.979†	21.4	16.5	0.0218 mg/L	0.0218 mg/L	22:22:17
2	B 182.528†	3.0	8.3	0.0206 mg/L	0.0206 mg/L	22:22:17
2	Ba 233.527†	10244.8	10706.5	0.0977 mg/L	0.0977 mg/L	22:21:57
2	Be 313.107†	8626.9	6451.4	0.0011 mg/L	0.0011 mg/L	22:21:57
2	Ca 315.886†	1287871.5	1328882.1	10.06 mg/L	10.06 mg/L	22:21:51
2	Cd 228.802†	495.9	391.3	0.0101 mg/L	0.0101 mg/L	22:22:17
2	Co 228.616†	347.6	539.3	0.0124 mg/L	0.0124 mg/L	22:22:17
2	Cr 267.716†	29308.2	29370.0	0.1997 mg/L	0.1997 mg/L	22:21:57
2	Cu 324.752†	6038339.2	6225076.7	22.22 mg/L	22.22 mg/L	22:21:44
2	Fe 234.349†	2100479.7	2166759.2	47.47 mg/L	47.47 mg/L	22:21:51
2	Fe 238.204†	5162968.4	5327261.1	47.05 mg/L	47.05 mg/L	22:21:44
2	Mg 279.077†	135076.7	138983.4	5.513 mg/L	5.513 mg/L	22:21:57
2	Mn 257.610†	457991.4	471004.2	0.5883 mg/L	0.5883 mg/L	22:21:51
2	Mo 202.031†	155.0	122.4	0.0091 mg/L	0.0091 mg/L	22:22:17
2	Ni 231.604†	5644.1	5802.8	0.1963 mg/L	0.1963 mg/L	22:21:57
2	P 214.914†	11255.9	11536.7	8.306 mg/L	8.306 mg/L	22:21:57
2	Pb 220.353†	123705.6	127819.1	15.13 mg/L	15.13 mg/L	22:21:57
2	Sb 206.836†	22.1	15.5	0.0023 mg/L	0.0023 mg/L	22:22:17
2	Se 196.026†	-2.2	6.0	0.0078 mg/L	0.0078 mg/L	22:22:17
2	Sn 189.927†	8248.5	8429.7	2.460 mg/L	2.460 mg/L	22:21:57
2	Sr 407.771†	1398382.1	1436851.9	0.0641 mg/L	0.0641 mg/L	22:21:51
2	Ti 337.279†	516631.0	535285.0	0.7388 mg/L	0.7388 mg/L	22:21:51

2	Tl 190.801†	2.8	2.9	0.0086 mg/L	0.0086 mg/L	22:22:17
2	V 292.402†	48918.4	52028.1	0.1991 mg/L	0.1991 mg/L	22:21:57
2	Zn 213.857†	709193.9	731274.2	10.11 mg/L	10.11 mg/L	22:21:51

Mean Data: 0607164-24

Analyte	Mean Corrected Intensity	Conc. Units	Calib	Std.Dev.	Sample Conc. Units	Std.Dev.	RSD
Y 371.029	3236363.5	0.974 mg/L		0.0066			0.68%
Ag 328.068†	109310.7	0.3903 mg/L		0.00020	0.3903 mg/L	0.00020	0.05%
Al 237.313†	180240.4	21.53 mg/L		0.009	21.53 mg/L	0.009	0.04%
As 188.979†	16.7	0.0221 mg/L		0.00049	0.0221 mg/L	0.00049	2.23%
B 182.528†	8.2	0.0204 mg/L		0.00039	0.0204 mg/L	0.00039	1.93%
Ba 233.527†	10653.3	0.0972 mg/L		0.00069	0.0972 mg/L	0.00069	0.71%
Be 313.107†	6385.2	0.0011 mg/L		0.00002	0.0011 mg/L	0.00002	1.84%
Ca 315.886†	1329694.3	10.06 mg/L		0.009	10.06 mg/L	0.009	0.09%
Cd 228.802†	388.8	0.0101 mg/L		0.00010	0.0101 mg/L	0.00010	0.95%
Co 228.616†	529.4	0.0121 mg/L		0.00040	0.0121 mg/L	0.00040	3.34%
Cr 267.716†	29168.4	0.1984 mg/L		0.00194	0.1984 mg/L	0.00194	0.98%
Cu 324.752†	6192496.8	22.10 mg/L		0.164	22.10 mg/L	0.164	0.74%
Fe 234.349†	2164343.4	47.42 mg/L		0.075	47.42 mg/L	0.075	0.16%
Fe 238.204†	5297575.7	46.79 mg/L		0.371	46.79 mg/L	0.371	0.79%
K 766.490†	3574.2	1.721 mg/L		0.0515	1.721 mg/L	0.0515	2.99%
Li 670.784†	819.3	0.0197 mg/L		0.00074	0.0197 mg/L	0.00074	3.74%
Mg 279.077†	138118.3	5.479 mg/L		0.0488	5.479 mg/L	0.0488	0.89%
Mn 257.610†	470920.4	0.5882 mg/L		0.00015	0.5882 mg/L	0.00015	0.03%
Mo 202.031†	128.0	0.0095 mg/L		0.00062	0.0095 mg/L	0.00062	6.49%
Na 589.592	42738.3	5.240 mg/L		0.0458	5.240 mg/L	0.0458	0.87%
Ni 231.604†	5754.7	0.1947 mg/L		0.00234	0.1947 mg/L	0.00234	1.20%
P 214.914†	11465.9	8.255 mg/L		0.0719	8.255 mg/L	0.0719	0.87%
Pb 220.353†	126915.8	15.03 mg/L		0.151	15.03 mg/L	0.151	1.01%
Sb 206.836†	13.6	0.0013 mg/L		0.00136	0.0013 mg/L	0.00136	100.67%
Se 196.026†	4.7	0.0060 mg/L		0.00248	0.0060 mg/L	0.00248	41.09%
Sn 189.927†	8383.6	2.446 mg/L		0.0190	2.446 mg/L	0.0190	0.78%
Sr 407.771†	1435333.6	0.0640 mg/L		0.00010	0.0640 mg/L	0.00010	0.15%
Ti 337.279†	534883.4	0.7383 mg/L		0.00078	0.7383 mg/L	0.00078	0.11%
Tl 190.801†	2.3	0.0082 mg/L		0.00062	0.0082 mg/L	0.00062	7.54%
V 292.402†	51754.4	0.1981 mg/L		0.00152	0.1981 mg/L	0.00152	0.77%
Zn 213.857†	730197.2	10.09 mg/L		0.021	10.09 mg/L	0.021	0.21%

Sequence No.: 70

Sample ID: BG61341-dup2

Analyst:

Initial Sample Wt:

Dilution:

Autosampler Location: 56

Date Collected: 7/15/2006 10:23:53 PM

Data Type: Original

Initial Sample Vol:

Sample Prep Vol:

Replicate Data: BG61341-dup2

Repl#	Analyte	Net Intensity	Corrected Intensity	Calib. Conc. Units	Sample Conc. Units	Analysis Time
1	K 766.490†	6062.1	5687.4	2.756 mg/L	2.756 mg/L	22:25:25
1	Li 670.784†	1170.6	1122.6	0.0283 mg/L	0.0283 mg/L	22:25:25
1	Na 589.592	48920.6	50107.5	6.173 mg/L	6.173 mg/L	22:25:25
1	Y 371.029	3256088.4	3256088.4	0.980 mg/L		22:25:50
1	Ag 328.068†	141825.4	147155.1	0.5252 mg/L	0.5252 mg/L	22:25:50
1	Al 237.313†	179017.0	182831.0	21.84 mg/L	21.84 mg/L	22:25:50
1	As 188.979†	26.0	20.9	0.0281 mg/L	0.0281 mg/L	22:26:15
1	B 182.528†	15.7	21.3	0.0532 mg/L	0.0532 mg/L	22:26:15
1	Ba 233.527†	15456.0	15912.1	0.1458 mg/L	0.1458 mg/L	22:25:55
1	Be 313.107†	9467.4	7213.2	0.0011 mg/L	0.0011 mg/L	22:25:55
1	Ca 315.886†	1536245.4	1568071.9	11.87 mg/L	11.87 mg/L	22:25:50
1	Cd 228.802†	463.8	353.0	0.0091 mg/L	0.0091 mg/L	22:26:15
1	Co 228.616†	381.3	569.8	0.0129 mg/L	0.0129 mg/L	22:26:15
1	Cr 267.716†	23402.0	23013.7	0.1566 mg/L	0.1566 mg/L	22:25:55
1	Cu 324.752†	5628138.4	5738952.6	20.49 mg/L	20.49 mg/L	22:25:42
1	Fe 234.349†	2150404.0	2194292.7	48.08 mg/L	48.08 mg/L	22:25:50
1	Fe 238.204†	5220635.6	5328534.4	47.06 mg/L	47.06 mg/L	22:25:42
1	Mg 279.077†	164663.8	167681.1	6.660 mg/L	6.660 mg/L	22:25:50
1	Mn 257.610†	539035.5	548630.4	0.6856 mg/L	0.6856 mg/L	22:25:50
1	Mo 202.031†	151.0	116.6	0.0086 mg/L	0.0086 mg/L	22:26:15
1	Ni 231.604†	7704.0	7842.8	0.2663 mg/L	0.2663 mg/L	22:25:55

1	P 214.914†	10936.0	11084.4	7.981 mg/L	7.981 mg/L	22:25:55
1	Pb 220.353†	115765.7	118333.5	14.01 mg/L	14.01 mg/L	22:25:55
1	Sb 206.836†	-5.5	-13.0	-0.0121 mg/L	-0.0121 mg/L	22:26:15
1	Se 196.026†	-2.8	5.4	0.0069 mg/L	0.0069 mg/L	22:26:15
1	Sn 189.927†	7892.2	7974.0	2.327 mg/L	2.327 mg/L	22:25:55
1	Sr 407.771†	1515482.4	1540795.7	0.0687 mg/L	0.0687 mg/L	22:25:42
1	Ti 337.279†	645304.0	660879.8	0.9124 mg/L	0.9124 mg/L	22:25:50
1	Tl 190.801†	-0.9	-1.0	0.0069 mg/L	0.0069 mg/L	22:26:15
1	V 292.402†	47605.4	50141.9	0.1914 mg/L	0.1914 mg/L	22:25:55
1	Zn 213.857†	633131.4	645712.7	8.924 mg/L	8.924 mg/L	22:25:50
2	K 766.490†	6154.8	5836.7	2.829 mg/L	2.829 mg/L	22:25:30
2	Li 670.784†	1141.0	1102.5	0.0278 mg/L	0.0278 mg/L	22:25:30
2	Na 589.592	48958.8	50145.7	6.178 mg/L	6.178 mg/L	22:25:30
2	Y 371.029	3227998.7	3227998.7	0.971 mg/L	0.971 mg/L	22:26:31
2	Ag 328.068†	142029.6	148625.2	0.5304 mg/L	0.5304 mg/L	22:26:31
2	Al 237.313†	177508.5	182868.0	21.85 mg/L	21.85 mg/L	22:26:31
2	As 188.979†	29.3	24.6	0.0334 mg/L	0.0334 mg/L	22:26:57
2	B 182.528†	16.3	22.1	0.0552 mg/L	0.0552 mg/L	22:26:57
2	Ba 233.527†	15471.3	16065.2	0.1472 mg/L	0.1472 mg/L	22:26:36
2	Be 313.107†	9444.2	7273.4	0.0011 mg/L	0.0011 mg/L	22:26:36
2	Ca 315.886†	1521215.0	1566241.6	11.86 mg/L	11.86 mg/L	22:26:31
2	Cd 228.802†	477.4	371.1	0.0096 mg/L	0.0096 mg/L	22:26:57
2	Co 228.616†	383.9	575.8	0.0131 mg/L	0.0131 mg/L	22:26:57
2	Cr 267.716†	23293.0	23109.3	0.1572 mg/L	0.1572 mg/L	22:26:36
2	Cu 324.752†	5580986.4	5740395.4	20.49 mg/L	20.49 mg/L	22:26:24
2	Fe 234.349†	2136080.7	2198646.4	48.17 mg/L	48.17 mg/L	22:26:31
2	Fe 238.204†	5175291.9	5328219.2	47.06 mg/L	47.06 mg/L	22:26:24
2	Mg 279.077†	162954.6	167383.8	6.648 mg/L	6.648 mg/L	22:26:31
2	Mn 257.610†	534506.1	548754.7	0.6858 mg/L	0.6858 mg/L	22:26:31
2	Mo 202.031†	159.7	126.9	0.0094 mg/L	0.0094 mg/L	22:26:57
2	Ni 231.604†	7642.5	7847.9	0.2665 mg/L	0.2665 mg/L	22:26:36
2	P 214.914†	11339.7	11597.4	8.349 mg/L	8.349 mg/L	22:26:36
2	Pb 220.353†	116304.3	119916.5	14.20 mg/L	14.20 mg/L	22:26:36
2	Sb 206.836†	5.3	-1.9	-0.0063 mg/L	-0.0063 mg/L	22:26:57
2	Se 196.026†	-4.3	3.8	0.0049 mg/L	0.0049 mg/L	22:26:57
2	Sn 189.927†	7885.4	8037.1	2.346 mg/L	2.346 mg/L	22:26:36
2	Sr 407.771†	1504309.5	1542753.2	0.0688 mg/L	0.0688 mg/L	22:26:24
2	Ti 337.279†	641127.7	662311.9	0.9143 mg/L	0.9143 mg/L	22:26:31
2	Tl 190.801†	-0.9	-1.0	0.0068 mg/L	0.0068 mg/L	22:26:57
2	V 292.402†	47521.1	50478.1	0.1927 mg/L	0.1927 mg/L	22:26:36
2	Zn 213.857†	628494.7	646562.5	8.936 mg/L	8.936 mg/L	22:26:31

Mean Data: BG61341-dup2

Analyte	Mean Corrected Intensity	Calib Conc. Units	Std.Dev.	Sample Conc. Units	Std.Dev.	RSD
Y 371.029	3242043.5	0.975 mg/L	0.0060	0.5278 mg/L	0.00371	0.61%
Ag 328.068†	147890.2	0.5278 mg/L	0.00371	21.85 mg/L	0.003	0.01%
Al 237.313†	182849.5	21.85 mg/L	0.003	0.0307 mg/L	0.00377	12.26%
As 188.979†	22.7	0.0307 mg/L	0.00377	0.0542 mg/L	0.00144	2.66%
B 182.528†	21.7	0.0542 mg/L	0.00144	0.1465 mg/L	0.00100	0.68%
Ba 233.527†	15988.7	0.1465 mg/L	0.00100	0.0011 mg/L	0.00001	0.74%
Be 313.107†	7243.3	0.0011 mg/L	0.00001	11.86 mg/L	0.010	0.08%
Ca 315.886†	1567156.8	11.86 mg/L	0.010	0.0093 mg/L	0.00032	3.38%
Cd 228.802†	362.0	0.0093 mg/L	0.00032	0.0130 mg/L	0.00012	0.94%
Co 228.616†	572.8	0.0130 mg/L	0.00012	0.1569 mg/L	0.00046	0.29%
Cr 267.716†	23061.5	0.1569 mg/L	0.00046	20.49 mg/L	0.004	0.02%
Cu 324.752†	5739674.0	20.49 mg/L	0.004	48.12 mg/L	0.067	0.14%
Fe 234.349†	2196469.5	48.12 mg/L	0.067	47.06 mg/L	0.002	0.00%
Fe 238.204†	5328376.8	47.06 mg/L	0.002	2.792 mg/L	0.0517	1.85%
K 766.490†	5762.1	2.792 mg/L	0.0517	0.0280 mg/L	0.00040	1.44%
Li 670.784†	1112.5	0.0280 mg/L	0.00040	6.654 mg/L	0.0084	0.13%
Mg 279.077†	167532.5	6.654 mg/L	0.0084	0.6857 mg/L	0.00011	0.02%
Mn 257.610†	548692.5	0.6857 mg/L	0.00011	0.0090 mg/L	0.00057	6.28%
Mo 202.031†	121.8	0.0090 mg/L	0.00057	6.175 mg/L	0.0034	0.06%
Na 589.592	50126.6	6.175 mg/L	0.0034	0.2664 mg/L	0.00012	0.05%
Ni 231.604†	7845.3	0.2664 mg/L	0.00012	8.165 mg/L	0.2607	3.19%
P 214.914†	11340.9	8.165 mg/L	0.2607	14.11 mg/L	0.133	0.94%
Pb 220.353†	119125.0	14.11 mg/L	0.133	-0.0092 mg/L	0.00412	44.85%
Sb 206.836†	-7.5	-0.0092 mg/L	0.00412	0.0059 mg/L	0.00147	24.89%
Se 196.026†	4.6	0.0059 mg/L	0.00147	2.336 mg/L	0.0130	0.56%
Sn 189.927†	8005.5	2.336 mg/L	0.0130			

Sr	Conc.	Unit	Std. Dev.	Conc.	Unit	Std. Dev.	Conc.	Unit
407.771†	1541774.5	0.0688 mg/L	0.00006	0.0688 mg/L	0.00006	0.09%		
337.279†	661595.8	0.9133 mg/L	0.00140	0.9133 mg/L	0.00140	0.15%		
190.801†	-1.0	0.0068 mg/L	0.00006	0.0068 mg/L	0.00006	0.81%		
292.402†	50310.0	0.1920 mg/L	0.00094	0.1920 mg/L	0.00094	0.49%		
213.857†	646137.6	8.930 mg/L	0.0083	8.930 mg/L	0.0083	0.09%		

Duplicate Check: BG61341-dup2

Analyte	Expected Conc.	Measured Conc.	Std. Dev.	Units	Difference (%)
K 766.490	1.721	2.792	0.052	mg/L	47.5
Li 670.784	0.0197	0.0280	0.000	mg/L	34.8
Na 589.592	5.240	6.175	0.003	mg/L	16.4
Y 371.029			0.000	mg/L	Not calculated
Ag 328.068	0.3903	0.5278	0.004	mg/L	30.0
Al 237.313	21.53	21.85	0.003	mg/L	1.4
As 188.979	0.0221	0.0307	0.004	mg/L	32.6
B 182.528	0.0204	0.0542	0.001	mg/L	90.7
Ba 233.527	0.0972	0.1465	0.001	mg/L	40.5
Be 313.107	0.0011	0.0011	0.000	mg/L	1.9
Ca 315.886	10.06	11.86	0.010	mg/L	16.4
Cd 228.802	0.0101	0.0093	0.000	mg/L	7.5
Co 228.616	0.0121	0.0130	0.000	mg/L	7.0
Cr 267.716	0.1984	0.1569	0.000	mg/L	23.3
Cu 324.752	22.10	20.49	0.004	mg/L	7.6
Fe 234.349	47.42	48.12	0.067	mg/L	1.5
Fe 238.204	46.79	47.06	0.002	mg/L	0.6
Mg 279.077	5.479	6.654	0.008	mg/L	19.4
Mn 257.610	0.5882	0.6857	0.000	mg/L	15.3
Mo 202.031	0.0095	0.0090	0.001	mg/L	5.2
Ni 231.604	0.1947	0.2664	0.000	mg/L	31.1
P 214.914	8.255	8.165	0.261	mg/L	1.1
Pb 220.353	15.03	14.11	0.133	mg/L	6.3
Sb 206.836	0.0013	-0.0092	0.004	mg/L	-268.9
Se 196.026	0.0060	0.0059	0.001	mg/L	2.2
Sn 189.927	2.446	2.336	0.013	mg/L	4.6
Sr 407.771	0.0640	0.0688	0.000	mg/L	7.2
Ti 337.279	0.7383	0.9133	0.001	mg/L	21.2
Tl 190.801	0.0082	0.0068	0.000	mg/L	17.7
V 292.402	0.1981	0.1920	0.001	mg/L	3.1
Zn 213.857	10.09	8.930	0.008	mg/L	12.2

Sequence No.: 71

Sample ID: BG61341-ms2 x5

Analyst:

Initial Sample Wt:

Dilution:

Autosampler Location: 57

Date Collected: 7/15/2006 10:28:33 PM

Data Type: Original

Initial Sample Vol:

Sample Prep Vol:

Replicate Data: BG61341-ms2 x5

Repl#	Analyte	Net Intensity	Corrected Intensity	Calib. Conc. Units	Sample Conc. Units	Analysis Time
1	K 766.490†	10221.2	9984.7	4.859 mg/L	4.859 mg/L	22:30:06
1	Li 670.784†	3454.2	3471.2	0.0949 mg/L	0.0949 mg/L	22:30:06
1	Na 589.592	46268.7	47455.5	5.837 mg/L	5.837 mg/L	22:30:06
1	Y 371.029	3240113.1	3240113.1	0.975 mg/L		22:30:21
1	Ag 328.068†	24388.8	27390.4	0.0969 mg/L	0.0969 mg/L	22:30:27
1	Al 237.313†	49377.5	50734.7	6.061 mg/L	6.061 mg/L	22:30:27
1	As 188.979†	71.6	67.8	0.0971 mg/L	0.0971 mg/L	22:30:47
1	B 182.528†	37.9	44.2	0.1108 mg/L	0.1108 mg/L	22:30:47
1	Ba 233.527†	11954.4	12397.6	0.1134 mg/L	0.1134 mg/L	22:30:27
1	Be 313.107†	47636.2	46418.3	0.0095 mg/L	0.0095 mg/L	22:30:27
1	Ca 315.886†	560685.0	574975.0	4.350 mg/L	4.350 mg/L	22:30:21
1	Cd 228.802†	1944.4	1874.3	0.0489 mg/L	0.0489 mg/L	22:30:47
1	Co 228.616†	3106.3	3367.3	0.0959 mg/L	0.0959 mg/L	22:30:47
1	Cr 267.716†	21867.7	21557.4	0.1449 mg/L	0.1449 mg/L	22:30:27
1	Cu 324.752†	1362161.0	1390805.7	4.964 mg/L	4.964 mg/L	22:30:21
1	Fe 234.349†	592414.2	606771.4	13.29 mg/L	13.29 mg/L	22:30:21
1	Fe 238.204†	1478990.3	1516249.8	13.38 mg/L	13.38 mg/L	22:30:21
1	Mg 279.077†	53491.8	54458.3	2.148 mg/L	2.148 mg/L	22:30:27
1	Mn 257.610†	179366.0	182357.7	0.2264 mg/L	0.2264 mg/L	22:30:21

1	Mo 202.031†	1196.8	1190.3	0.0921 mg/L	0.0921 mg/L	22:30:47
1	Ni 231.604†	4002.5	4084.2	0.1375 mg/L	0.1375 mg/L	22:30:27
1	P 214.914†	3556.4	3568.7	2.578 mg/L	2.578 mg/L	22:30:27
1	Pb 220.353†	11543.9	11994.8	1.419 mg/L	1.419 mg/L	22:30:27
1	Sb 206.836†	165.8	162.7	0.0812 mg/L	0.0812 mg/L	22:30:47
1	Se 196.026†	135.9	147.6	0.1934 mg/L	0.1934 mg/L	22:30:47
1	Sn 189.927†	2421.8	2401.6	0.6989 mg/L	0.6989 mg/L	22:30:47
1	Sr 407.771†	510138.1	517038.9	0.0229 mg/L	0.0229 mg/L	22:30:21
1	Ti 337.279†	162680.4	169003.3	0.2328 mg/L	0.2328 mg/L	22:30:21
1	Tl 190.801†	117.7	120.7	0.0989 mg/L	0.0989 mg/L	22:30:47
1	V 292.402†	29692.9	32005.1	0.1261 mg/L	0.1261 mg/L	22:30:27
1	Zn 213.857†	168702.5	172440.9	2.382 mg/L	2.382 mg/L	22:30:27
2	K 766.490†	10271.6	10253.0	4.990 mg/L	4.990 mg/L	22:30:11
2	Li 670.784†	3486.0	3577.3	0.0979 mg/L	0.0979 mg/L	22:30:11
2	Na 589.592	46624.9	47811.7	5.882 mg/L	5.882 mg/L	22:30:11
2	Y 371.029	3174863.2	3174863.2	0.955 mg/L		22:30:54
2	Ag 328.068†	24535.8	28058.6	0.0993 mg/L	0.0993 mg/L	22:30:59
2	Al 237.313†	49714.5	52128.6	6.229 mg/L	6.229 mg/L	22:30:59
2	As 188.979†	70.8	68.6	0.0982 mg/L	0.0982 mg/L	22:31:20
2	B 182.528†	37.1	44.1	0.1105 mg/L	0.1105 mg/L	22:31:20
2	Ba 233.527†	12026.0	12724.7	0.1164 mg/L	0.1164 mg/L	22:30:59
2	Be 313.107†	47885.4	47683.6	0.0098 mg/L	0.0098 mg/L	22:30:59
2	Ca 315.886†	547270.1	572751.4	4.333 mg/L	4.333 mg/L	22:30:54
2	Cd 228.802†	1942.2	1913.0	0.0500 mg/L	0.0500 mg/L	22:31:20
2	Co 228.616†	3096.6	3422.6	0.0975 mg/L	0.0975 mg/L	22:31:20
2	Cr 267.716†	22064.0	22224.0	0.1494 mg/L	0.1494 mg/L	22:30:59
2	Cu 324.752†	1340466.9	1396812.6	4.986 mg/L	4.986 mg/L	22:30:54
2	Fe 234.349†	581089.4	607405.1	13.30 mg/L	13.30 mg/L	22:30:54
2	Fe 238.204†	1448475.4	1515484.8	13.38 mg/L	13.38 mg/L	22:30:54
2	Mg 279.077†	53697.5	55801.5	2.202 mg/L	2.202 mg/L	22:30:59
2	Mn 257.610†	175663.8	182263.4	0.2263 mg/L	0.2263 mg/L	22:30:54
2	Mo 202.031†	1193.8	1212.4	0.0938 mg/L	0.0938 mg/L	22:31:20
2	Ni 231.604†	4023.8	4190.8	0.1412 mg/L	0.1412 mg/L	22:30:59
2	P 214.914†	3557.7	3645.1	2.633 mg/L	2.633 mg/L	22:30:59
2	Pb 220.353†	11566.6	12261.9	1.451 mg/L	1.451 mg/L	22:30:59
2	Sb 206.836†	160.8	161.0	0.0802 mg/L	0.0802 mg/L	22:31:20
2	Se 196.026†	128.5	142.8	0.1870 mg/L	0.1870 mg/L	22:31:20
2	Sn 189.927†	2426.9	2458.0	0.7154 mg/L	0.7154 mg/L	22:31:20
2	Sr 407.771†	501922.3	519193.0	0.0230 mg/L	0.0230 mg/L	22:30:54
2	Ti 337.279†	160202.4	169838.9	0.2339 mg/L	0.2339 mg/L	22:30:54
2	Tl 190.801†	111.5	116.7	0.0956 mg/L	0.0956 mg/L	22:31:20
2	V 292.402†	29922.4	32871.4	0.1295 mg/L	0.1295 mg/L	22:30:59
2	Zn 213.857†	170092.8	177453.6	2.451 mg/L	2.451 mg/L	22:30:59

Mean Data: BG61341-ms2 x5

Analyte	Mean Corrected Intensity	Conc. Units	Calib	Std.Dev.	Sample Conc. Units	Std.Dev.	RSD
Y 371.029	3207488.2	0.965 mg/L		0.0139			1.44%
Ag 328.068†	27724.5	0.0981 mg/L		0.00169	0.0981 mg/L	0.00169	1.72%
Al 237.313†	51431.7	6.145 mg/L		0.1189	6.145 mg/L	0.1189	1.93%
As 188.979†	68.2	0.0976 mg/L		0.00077	0.0976 mg/L	0.00077	0.78%
B 182.528†	44.1	0.1107 mg/L		0.00024	0.1107 mg/L	0.00024	0.22%
Ba 233.527†	12561.1	0.1149 mg/L		0.00214	0.1149 mg/L	0.00214	1.86%
Be 313.107†	47050.9	0.0097 mg/L		0.00018	0.0097 mg/L	0.00018	1.91%
Ca 315.886†	573863.2	4.341 mg/L		0.0119	4.341 mg/L	0.0119	0.27%
Cd 228.802†	1893.6	0.0495 mg/L		0.00072	0.0495 mg/L	0.00072	1.46%
Co 228.616†	3394.9	0.0967 mg/L		0.00114	0.0967 mg/L	0.00114	1.18%
Cr 267.716†	21890.7	0.1472 mg/L		0.00320	0.1472 mg/L	0.00320	2.17%
Cu 324.752†	1393809.2	4.975 mg/L		0.0152	4.975 mg/L	0.0152	0.30%
Fe 234.349†	607088.2	13.29 mg/L		0.010	13.29 mg/L	0.010	0.07%
Fe 238.204†	1515867.3	13.38 mg/L		0.005	13.38 mg/L	0.005	0.04%
K 766.490†	10118.9	4.925 mg/L		0.0929	4.925 mg/L	0.0929	1.89%
Li 670.784†	3524.2	0.0964 mg/L		0.00212	0.0964 mg/L	0.00212	2.21%
Mg 279.077†	55129.9	2.175 mg/L		0.0379	2.175 mg/L	0.0379	1.74%
Mn 257.610†	182310.6	0.2263 mg/L		0.00008	0.2263 mg/L	0.00008	0.04%
Mo 202.031†	1201.3	0.0929 mg/L		0.00122	0.0929 mg/L	0.00122	1.31%
Na 589.592	47633.6	5.860 mg/L		0.0319	5.860 mg/L	0.0319	0.54%
Ni 231.604†	4137.5	0.1393 mg/L		0.00259	0.1393 mg/L	0.00259	1.86%
P 214.914†	3606.9	2.605 mg/L		0.0388	2.605 mg/L	0.0388	1.49%
Pb 220.353†	12128.4	1.435 mg/L		0.0224	1.435 mg/L	0.0224	1.56%
Sb 206.836†	161.9	0.0807 mg/L		0.00072	0.0807 mg/L	0.00072	0.90%

Se 196.026†	145.2	0.1902 mg/L	0.00453	0.1902 mg/L	0.00453	2.38%
Sn 189.927†	2429.8	0.7071 mg/L	0.01164	0.7071 mg/L	0.01164	1.65%
Sr 407.771†	518115.9	0.0229 mg/L	0.00007	0.0229 mg/L	0.00007	0.30%
Ti 337.279†	169421.1	0.2333 mg/L	0.00082	0.2333 mg/L	0.00082	0.35%
Tl 190.801†	118.7	0.0973 mg/L	0.00231	0.0973 mg/L	0.00231	2.37%
V 292.402†	32438.3	0.1278 mg/L	0.00245	0.1278 mg/L	0.00245	1.92%
Zn 213.857†	174947.2	2.417 mg/L	0.0490	2.417 mg/L	0.0490	2.03%

Matrix Recovery Check: BG61341-ms2 x5

Analyte	Expected Conc.	Measured Conc.	Std. Dev.	Units	Recovery (%)
K 766.490	26.72	4.925	0.093	mg/L	12.8
Li 670.784	0.5197	0.0964	0.002	mg/L	15.3
Na 589.592	30.24	5.860	0.032	mg/L	2.5
Ag 328.068	0.6403	0.0981	0.002	mg/L	-116.9
Al 237.313	24.03	6.145	0.119	mg/L	-615.6
As 188.979	0.5221	0.0976	0.001	mg/L	15.1
B 182.528	0.5204	0.1107	0.000	mg/L	18.1
Ba 233.527	0.5972	0.1149	0.002	mg/L	3.5
Be 313.107	0.0511	0.0097	0.000	mg/L	17.2
Ca 315.886	15.06	4.341	0.012	mg/L	-114.5
Cd 228.802	0.2601	0.0495	0.001	mg/L	15.8
Co 228.616	0.5121	0.0967	0.001	mg/L	16.9
Cr 267.716	0.6984	0.1472	0.003	mg/L	-10.2
Cu 324.752	22.60	4.975	0.015	mg/L	-3426.0
Fe 234.349	49.92	13.29	0.010	mg/L	-1365.1
Fe 238.204	49.29	13.38	0.005	mg/L	-1336.3
Mg 279.077	10.48	2.175	0.038	mg/L	-66.1
Mn 257.610	1.088	0.2263	0.000	mg/L	-72.4
Mo 202.031	0.5095	0.0929	0.001	mg/L	16.7
Ni 231.604	0.6947	0.1393	0.003	mg/L	-11.1
P 214.914	13.25	2.605	0.039	mg/L	-113.0
Pb 220.353	15.53	1.435	0.022	mg/L	-2718.6
Sb 206.836	0.5013	0.0807	0.001	mg/L	15.9
Se 196.026	1.006	0.1902	0.005	mg/L	18.4
Sn 189.927	2.946	0.7071	0.012	mg/L	-347.9
Sr 407.771	0.1140	0.0229	0.000	mg/L	-82.2
Ti 337.279	1.238	0.2333	0.001	mg/L	-101.0
Tl 190.801	0.5082	0.0973	0.002	mg/L	17.8
V 292.402	0.6981	0.1278	0.002	mg/L	-14.1
Zn 213.857	10.59	2.417	0.049	mg/L	-1535.2

Sequence No.: 72

Sample ID: BG61341-sd2 x5

Analyst:

Initial Sample Wt:

Dilution:

Autosampler Location: 58

Date Collected: 7/15/2006 10:32:56 PM

Data Type: Original

Initial Sample Vol:

Sample Prep Vol:

Replicate Data: BG61341-sd2 x5

Repl#	Analyte	Net Intensity	Corrected Intensity	Calib. Conc.	Units	Sample Conc.	Units	Analysis Time
1	K 766.490†	1219.6	771.2	0.3493	mg/L	0.3493	mg/L	22:34:30
1	Li 670.784†	250.0	188.4	0.0019	mg/L	0.0019	mg/L	22:34:30
1	Na 589.592	7885.1	9072.0	0.9769	mg/L	0.9769	mg/L	22:34:30
1	Y 371.029	3185916.4	3185916.4	0.958	mg/L			22:34:45
1	Ag 328.068†	20604.3	23867.5	0.0841	mg/L	0.0841	mg/L	22:34:50
1	Al 237.313†	36544.4	38207.0	4.563	mg/L	4.563	mg/L	22:34:50
1	As 188.979†	9.2	4.0	0.0044	mg/L	0.0044	mg/L	22:35:11
1	B 182.528†	-2.6	2.5	0.0060	mg/L	0.0060	mg/L	22:35:11
1	Ba 233.527†	2038.9	2260.9	0.0196	mg/L	0.0196	mg/L	22:35:11
1	Be 313.107†	3649.5	1356.0	0.0003	mg/L	0.0003	mg/L	22:34:50
1	Ca 315.886†	267641.3	279011.7	2.108	mg/L	2.108	mg/L	22:34:45
1	Cd 228.802†	225.7	115.0	0.0026	mg/L	0.0026	mg/L	22:35:11
1	Co 228.616†	-75.6	101.7	0.0009	mg/L	0.0009	mg/L	22:35:11
1	Cr 267.716†	6727.0	6141.9	0.0402	mg/L	0.0402	mg/L	22:34:50
1	Cu 324.752†	1250466.0	1298040.7	4.632	mg/L	4.632	mg/L	22:34:45
1	Fe 234.349†	445010.2	463315.6	10.14	mg/L	10.14	mg/L	22:34:45
1	Fe 238.204†	1110334.0	1157422.1	10.21	mg/L	10.21	mg/L	22:34:45
1	Mg 279.077†	28752.1	29579.6	1.155	mg/L	1.155	mg/L	22:34:50

1	Mn 257.610†	98363.8	100974.1	0.1243 mg/L	0.1243 mg/L	22:34:50
1	Mo 202.031†	53.4	18.1	0.0010 mg/L	0.0010 mg/L	22:35:11
1	Ni 231.604†	1241.9	1273.7	0.0410 mg/L	0.0410 mg/L	22:35:11
1	P 214.914†	2375.3	2398.5	1.737 mg/L	1.737 mg/L	22:34:50
1	Pb 220.353†	25857.5	27130.4	3.212 mg/L	3.212 mg/L	22:34:50
1	Sb 206.836†	10.2	3.2	-0.0010 mg/L	-0.0010 mg/L	22:35:11
1	Se 196.026†	-7.0	0.9	0.0010 mg/L	0.0010 mg/L	22:35:11
1	Sn 189.927†	1789.1	1783.7	0.5184 mg/L	0.5184 mg/L	22:35:11
1	Sr 407.771†	298694.7	305331.4	0.0134 mg/L	0.0134 mg/L	22:34:45
1	Ti 337.279†	105207.8	111878.2	0.1538 mg/L	0.1538 mg/L	22:34:50
1	Tl 190.801†	-3.1	-3.3	-0.0026 mg/L	-0.0026 mg/L	22:35:11
1	V 292.402†	8766.9	10690.1	0.0404 mg/L	0.0404 mg/L	22:34:50
1	Zn 213.857†	155177.5	161273.7	2.228 mg/L	2.228 mg/L	22:34:50
2	K 766.490†	1211.8	759.5	0.3436 mg/L	0.3436 mg/L	22:34:36
2	Li 670.784†	238.0	175.1	0.0015 mg/L	0.0015 mg/L	22:34:36
2	Na 589.592	7728.5	8915.3	0.9571 mg/L	0.9571 mg/L	22:34:36
2	Y 371.029	3194868.2	3194868.2	0.961 mg/L		22:35:17
2	Ag 328.068†	20648.1	23852.9	0.0841 mg/L	0.0841 mg/L	22:35:23
2	Al 237.313†	36621.3	38180.1	4.560 mg/L	4.560 mg/L	22:35:23
2	As 188.979†	6.0	0.7	-0.0004 mg/L	-0.0004 mg/L	22:35:43
2	B 182.528†	-2.5	2.6	0.0063 mg/L	0.0063 mg/L	22:35:43
2	Ba 233.527†	2008.1	2222.9	0.0193 mg/L	0.0193 mg/L	22:35:43
2	Be 313.107†	3601.3	1295.1	0.0003 mg/L	0.0003 mg/L	22:35:23
2	Ca 315.886†	267680.2	278269.7	2.103 mg/L	2.103 mg/L	22:35:17
2	Cd 228.802†	219.5	107.9	0.0025 mg/L	0.0025 mg/L	22:35:43
2	Co 228.616†	-56.3	122.0	0.0015 mg/L	0.0015 mg/L	22:35:43
2	Cr 267.716†	6825.1	6224.3	0.0408 mg/L	0.0408 mg/L	22:35:23
2	Cu 324.752†	1246068.7	1289810.0	4.603 mg/L	4.603 mg/L	22:35:17
2	Fe 234.349†	444546.2	461531.9	10.10 mg/L	10.10 mg/L	22:35:17
2	Fe 238.204†	1112175.6	1156092.2	10.20 mg/L	10.20 mg/L	22:35:17
2	Mg 279.077†	28701.4	29442.8	1.149 mg/L	1.149 mg/L	22:35:23
2	Mn 257.610†	98943.2	101289.3	0.1247 mg/L	0.1247 mg/L	22:35:23
2	Mo 202.031†	70.8	36.1	0.0024 mg/L	0.0024 mg/L	22:35:43
2	Ni 231.604†	1215.8	1242.9	0.0400 mg/L	0.0400 mg/L	22:35:43
2	P 214.914†	2407.1	2424.7	1.755 mg/L	1.755 mg/L	22:35:23
2	Pb 220.353†	25940.3	27141.0	3.213 mg/L	3.213 mg/L	22:35:23
2	Sb 206.836†	13.3	6.5	0.0007 mg/L	0.0007 mg/L	22:35:43
2	Se 196.026†	-12.7	-5.0	-0.0067 mg/L	-0.0067 mg/L	22:35:43
2	Sn 189.927†	1776.7	1765.6	0.5131 mg/L	0.5131 mg/L	22:35:43
2	Sr 407.771†	299206.9	304991.1	0.0134 mg/L	0.0134 mg/L	22:35:17
2	Ti 337.279†	105475.0	111848.6	0.1538 mg/L	0.1538 mg/L	22:35:23
2	Tl 190.801†	-0.6	-0.6	-0.0004 mg/L	-0.0004 mg/L	22:35:43
2	V 292.402†	8835.2	10735.5	0.0406 mg/L	0.0406 mg/L	22:35:23
2	Zn 213.857†	155612.3	161272.4	2.228 mg/L	2.228 mg/L	22:35:23

Mean Data: BG61341-sd2 x5

Analyte	Mean Corrected Intensity	Conc. Units	Calib	Std.Dev.	Sample Conc. Units	Std.Dev.	RSD
Y 371.029	3190392.3	0.960 mg/L		0.0019			0.20%
Ag 328.068†	23860.2	0.0841 mg/L		0.00004	0.0841 mg/L	0.00004	0.04%
Al 237.313†	38193.5	4.562 mg/L		0.0022	4.562 mg/L	0.0022	0.05%
As 188.979†	2.3	0.0020 mg/L		0.00340	0.0020 mg/L	0.00340	172.45%
B 182.528†	2.6	0.0062 mg/L		0.00021	0.0062 mg/L	0.00021	3.38%
Ba 233.527†	2241.9	0.0195 mg/L		0.00025	0.0195 mg/L	0.00025	1.28%
Be 313.107†	1325.6	0.0003 mg/L		0.00001	0.0003 mg/L	0.00001	3.32%
Ca 315.886†	278640.7	2.105 mg/L		0.0040	2.105 mg/L	0.0040	0.19%
Cd 228.802†	111.5	0.0025 mg/L		0.00011	0.0025 mg/L	0.00011	4.35%
Co 228.616†	111.8	0.0012 mg/L		0.00042	0.0012 mg/L	0.00042	34.49%
Cr 267.716†	6183.1	0.0405 mg/L		0.00039	0.0405 mg/L	0.00039	0.97%
Cu 324.752†	1293925.3	4.618 mg/L		0.0208	4.618 mg/L	0.0208	0.45%
Fe 234.349†	462423.8	10.12 mg/L		0.028	10.12 mg/L	0.028	0.27%
Fe 238.204†	1156757.1	10.21 mg/L		0.008	10.21 mg/L	0.008	0.08%
K 766.490†	765.4	0.3464 mg/L		0.00405	0.3464 mg/L	0.00405	1.17%
Li 670.784†	181.7	0.0017 mg/L		0.00027	0.0017 mg/L	0.00027	15.76%
Mg 279.077†	29511.2	1.152 mg/L		0.0038	1.152 mg/L	0.0038	0.33%
Mn 257.610†	101131.7	0.1245 mg/L		0.00028	0.1245 mg/L	0.00028	0.22%
Mo 202.031†	27.1	0.0017 mg/L		0.00099	0.0017 mg/L	0.00099	59.76%
Na 589.592	8993.7	0.9670 mg/L		0.01402	0.9670 mg/L	0.01402	1.45%
Ni 231.604†	1258.3	0.0405 mg/L		0.00075	0.0405 mg/L	0.00075	1.84%
P 214.914†	2411.6	1.746 mg/L		0.0133	1.746 mg/L	0.0133	0.76%
Pb 220.353†	27135.7	3.213 mg/L		0.0009	3.213 mg/L	0.0009	0.03%

Sb 206.836†	4.9	-0.0001 mg/L	0.00121	-0.0001 mg/L	0.00121 >999.9%
Se 196.026†	-2.0	-0.0028 mg/L	0.00545	-0.0028 mg/L	0.00545 194.42%
Sn 189.927†	1774.7	0.5158 mg/L	0.00374	0.5158 mg/L	0.00374 0.72%
Sr 407.771†	305161.3	0.0134 mg/L	0.00001	0.0134 mg/L	0.00001 0.08%
Ti 337.279†	111863.4	0.1538 mg/L	0.00003	0.1538 mg/L	0.00003 0.02%
Tl 190.801†	-2.0	-0.0015 mg/L	0.00150	-0.0015 mg/L	0.00150 99.48%
V 292.402†	10712.8	0.0405 mg/L	0.00015	0.0405 mg/L	0.00015 0.36%
Zn 213.857†	161273.1	2.228 mg/L	0.0000	2.228 mg/L	0.0000 0.00%

Dilution Check: BG61341-sd2 x5

Analyte	Expected Conc.	Measured Conc.	Std. Dev.	Units	Difference (%)
K 766.490	0.3442	0.3464	0.004	mg/L	0.6
Li 670.784	0.0039	0.0017	0.000	mg/L	57.4
Na 589.592	1.048	0.9670	0.014	mg/L	7.7
Y 371.029			0.000	mg/L	Not calculated
Ag 328.068	0.0781	0.0841	0.000	mg/L	7.8
Al 237.313	4.307	4.562	0.002	mg/L	5.9
As 188.979	0.0044	0.0020	0.003	mg/L	55.4
B 182.528	0.0041	0.0062	0.000	mg/L	51.2
Ba 233.527	0.0194	0.0195	0.000	mg/L	0.1
Be 313.107	0.0002	0.0003	0.000	mg/L	26.4
Ca 315.886	2.013	2.105	0.004	mg/L	4.6
Cd 228.802	0.0020	0.0025	0.000	mg/L	26.5
Co 228.616	0.0024	0.0012	0.000	mg/L	50.0
Cr 267.716	0.0397	0.0405	0.000	mg/L	2.1
Cu 324.752	4.421	4.618	0.021	mg/L	4.5
Fe 234.349	9.484	10.12	0.028	mg/L	6.7
Fe 238.204	9.357	10.21	0.008	mg/L	9.1
Mg 279.077	1.096	1.152	0.004	mg/L	5.1
Mn 257.610	0.1176	0.1245	0.000	mg/L	5.9
Mo 202.031	0.0019	0.0017	0.001	mg/L	12.9
Ni 231.604	0.0389	0.0405	0.001	mg/L	4.0
P 214.914	1.651	1.746	0.013	mg/L	5.8
Pb 220.353	3.006	3.213	0.001	mg/L	6.9
Sb 206.836	0.0003	-0.0001	0.001	mg/L	139.7
Se 196.026	0.0012	-0.0028	0.005	mg/L	332.4
Sn 189.927	0.4893	0.5158	0.004	mg/L	5.4
Sr 407.771	0.0128	0.0134	0.000	mg/L	4.3
Ti 337.279	0.1477	0.1538	0.000	mg/L	4.2
Tl 190.801	0.0016	-0.0015	0.002	mg/L	192.5
V 292.402	0.0396	0.0405	0.000	mg/L	2.2
Zn 213.857	2.019	2.228	0.000	mg/L	10.4

Sequence No.: 73

Sample ID: CCV

Analyst:

Initial Sample Wt:

Dilution:

Autosampler Location: 3

Date Collected: 7/15/2006 10:37:20 PM

Data Type: Original

Initial Sample Vol:

Sample Prep Vol:

Replicate Data: CCV

Repl#	Analyte	Net Intensity	Corrected Intensity	Calib. Conc. Units	Sample Conc. Units	Analysis Time
1	K 766.490†	50219.9	51928.8	25.39 mg/L	25.39 mg/L	22:38:54
1	Li 670.784†	17405.4	18099.0	0.5092 mg/L	0.5092 mg/L	22:38:54
1	Na 589.592	194591.7	195778.5	24.62 mg/L	24.62 mg/L	22:38:54
1	Y 371.029	3183919.1	3183919.1	0.958 mg/L		22:39:08
1	Ag 328.068†	66474.3	71769.7	0.2549 mg/L	0.2549 mg/L	22:39:14
1	Al 237.313†	20066.3	21027.6	2.526 mg/L	2.526 mg/L	22:39:14
1	As 188.979†	349.4	359.2	0.5201 mg/L	0.5201 mg/L	22:39:34
1	B 182.528†	190.5	204.2	0.5132 mg/L	0.5132 mg/L	22:39:34
1	Ba 233.527†	52605.1	55053.8	0.5080 mg/L	0.5080 mg/L	22:39:14
1	Be 313.107†	237651.3	245658.2	0.0503 mg/L	0.0503 mg/L	22:39:08
1	Ca 315.886†	647434.3	675694.0	5.114 mg/L	5.114 mg/L	22:39:08
1	Cd 228.802†	9404.0	9697.4	0.2546 mg/L	0.2546 mg/L	22:39:34
1	Co 228.616†	16556.5	17465.7	0.5061 mg/L	0.5061 mg/L	22:39:14
1	Cr 267.716†	72594.0	74912.0	0.5059 mg/L	0.5059 mg/L	22:39:14
1	Cu 324.752†	147579.6	147436.3	0.5255 mg/L	0.5255 mg/L	22:39:14
1	Fe 234.349†	112731.7	116705.2	2.541 mg/L	2.541 mg/L	22:39:14

Sb 206.836†	4.9	-0.0001 mg/L	0.00121	-0.0001 mg/L	0.00121 >999.9%
Se 196.026†	-2.0	-0.0028 mg/L	0.00545	-0.0028 mg/L	0.00545 194.42%
Sn 189.927†	1774.7	0.5158 mg/L	0.00374	0.5158 mg/L	0.00374 0.72%
Sr 407.771†	305161.3	0.0134 mg/L	0.00001	0.0134 mg/L	0.00001 0.08%
Ti 337.279†	111863.4	0.1538 mg/L	0.00003	0.1538 mg/L	0.00003 0.02%
Tl 190.801†	-2.0	-0.0015 mg/L	0.00150	-0.0015 mg/L	0.00150 99.48%
V 292.402†	10712.8	0.0405 mg/L	0.00015	0.0405 mg/L	0.00015 0.36%
Zn 213.857†	161273.1	2.228 mg/L	0.0000	2.228 mg/L	0.0000 0.00%

Dilution Check: BG61341-sd2 x5

Analyte	Expected Conc.	Measured Conc.	Std. Dev.	Units	Difference (%)
K 766.490	0.3442	0.3464	0.004	mg/L	0.6
Li 670.784	0.0039	0.0017	0.000	mg/L	57.4
Na 589.592	1.048	0.9670	0.014	mg/L	7.7
Y 371.029			0.000	mg/L	Not calculated
Ag 328.068	0.0781	0.0841	0.000	mg/L	7.8
Al 237.313	4.307	4.562	0.002	mg/L	5.9
As 188.979	0.0044	0.0020	0.003	mg/L	55.4
B 182.528	0.0041	0.0062	0.000	mg/L	51.2
Ba 233.527	0.0194	0.0195	0.000	mg/L	0.1
Be 313.107	0.0002	0.0003	0.000	mg/L	26.4
Ca 315.886	2.013	2.105	0.004	mg/L	4.6
Cd 228.802	0.0020	0.0025	0.000	mg/L	26.5
Co 228.616	0.0024	0.0012	0.000	mg/L	50.0
Cr 267.716	0.0397	0.0405	0.000	mg/L	2.1
Cu 324.752	4.421	4.618	0.021	mg/L	4.5
Fe 234.349	9.484	10.12	0.028	mg/L	6.7
Fe 238.204	9.357	10.21	0.008	mg/L	9.1
Mg 279.077	1.096	1.152	0.004	mg/L	5.1
Mn 257.610	0.1176	0.1245	0.000	mg/L	5.9
Mo 202.031	0.0019	0.0017	0.001	mg/L	12.9
Ni 231.604	0.0389	0.0405	0.001	mg/L	4.0
P 214.914	1.651	1.746	0.013	mg/L	5.8
Pb 220.353	3.006	3.213	0.001	mg/L	6.9
Sb 206.836	0.0003	-0.0001	0.001	mg/L	139.7
Se 196.026	0.0012	-0.0028	0.005	mg/L	332.4
Sn 189.927	0.4893	0.5158	0.004	mg/L	5.4
Sr 407.771	0.0128	0.0134	0.000	mg/L	4.3
Ti 337.279	0.1477	0.1538	0.000	mg/L	4.2
Tl 190.801	0.0016	-0.0015	0.002	mg/L	192.5
V 292.402	0.0396	0.0405	0.000	mg/L	2.2
Zn 213.857	2.019	2.228	0.000	mg/L	10.4

Sequence No.: 73
Sample ID: CCV
Analyst:
Initial Sample Wt:
Dilution:

Autosampler Location: 3
Date Collected: 7/15/2006 10:37:20 PM
Data Type: Original
Initial Sample Vol:
Sample Prep Vol:

Replicate Data: CCV

Repl#	Analyte	Net Intensity	Corrected Intensity	Calib. Conc.	Units	Sample Conc.	Units	Analysis Time
1	K 766.490†	50219.9	51928.8	25.39	mg/L	25.39	mg/L	22:38:54
1	Li 670.784†	17405.4	18099.0	0.5092	mg/L	0.5092	mg/L	22:38:54
1	Na 589.592	194591.7	195778.5	24.62	mg/L	24.62	mg/L	22:38:54
1	Y 371.029	3183919.1	3183919.1	0.958	mg/L			22:39:08
1	Ag 328.068†	66474.3	71769.7	0.2549	mg/L	0.2549	mg/L	22:39:14
1	Al 237.313†	20066.3	21027.6	2.526	mg/L	2.526	mg/L	22:39:14
1	As 188.979†	349.4	359.2	0.5201	mg/L	0.5201	mg/L	22:39:34
1	B 182.528†	190.5	204.2	0.5132	mg/L	0.5132	mg/L	22:39:34
1	Ba 233.527†	52605.1	55053.8	0.5080	mg/L	0.5080	mg/L	22:39:14
1	Be 313.107†	237651.3	245658.2	0.0503	mg/L	0.0503	mg/L	22:39:08
1	Ca 315.886†	647434.3	675694.0	5.114	mg/L	5.114	mg/L	22:39:08
1	Cd 228.802†	9404.0	9697.4	0.2546	mg/L	0.2546	mg/L	22:39:34
1	Co 228.616†	16556.5	17465.7	0.5061	mg/L	0.5061	mg/L	22:39:14
1	Cr 267.716†	72594.0	74912.0	0.5059	mg/L	0.5059	mg/L	22:39:14
1	Cu 324.752†	147579.6	147436.3	0.5255	mg/L	0.5255	mg/L	22:39:14
1	Fe 234.349†	112731.7	116705.2	2.541	mg/L	2.541	mg/L	22:39:14

1	Fe 238.204†	279554.7	290808.0	2.558 mg/L	2.558 mg/L	22:39:14
1	Mg 279.077†	123317.0	128325.0	5.105 mg/L	5.105 mg/L	22:39:14
1	Mn 257.610†	392185.8	407791.1	0.5091 mg/L	0.5091 mg/L	22:39:14
1	Mo 202.031†	6257.7	6495.6	0.5044 mg/L	0.5044 mg/L	22:39:34
1	Ni 231.604†	14519.2	15136.1	0.5170 mg/L	0.5170 mg/L	22:39:14
1	P 214.914†	6838.5	7059.8	5.087 mg/L	5.087 mg/L	22:39:34
1	Pb 220.353†	3983.7	4310.9	0.5112 mg/L	0.5112 mg/L	22:39:34
1	Sb 206.836†	937.3	971.2	0.5013 mg/L	0.5013 mg/L	22:39:34
1	Se 196.026†	755.5	797.0	1.045 mg/L	1.045 mg/L	22:39:34
1	Sn 189.927†	1750.9	1745.0	0.5072 mg/L	0.5072 mg/L	22:39:34
1	Sr 407.771†	1103057.7	1145288.9	0.0510 mg/L	0.0510 mg/L	22:39:08
1	Ti 337.279†	348594.9	366045.2	0.5050 mg/L	0.5050 mg/L	22:39:14
1	Tl 190.801†	609.8	636.6	0.5188 mg/L	0.5188 mg/L	22:39:34
1	V 292.402†	120116.7	126945.9	0.5112 mg/L	0.5112 mg/L	22:39:14
1	Zn 213.857†	36600.7	37580.0	0.5161 mg/L	0.5161 mg/L	22:39:14
2	K 766.490†	50274.1	52172.1	25.51 mg/L	25.51 mg/L	22:38:59
2	Li 670.784†	17627.7	18396.5	0.5176 mg/L	0.5176 mg/L	22:38:59
2	Na 589.592	195551.4	196738.3	24.74 mg/L	24.74 mg/L	22:38:59
2	Y 371.029	3172633.8	3172633.8	0.954 mg/L		22:39:40
2	Ag 328.068†	66352.6	71889.0	0.2554 mg/L	0.2554 mg/L	22:39:46
2	Al 237.313†	19945.4	20975.5	2.520 mg/L	2.520 mg/L	22:39:46
2	As 188.979†	350.6	361.7	0.5238 mg/L	0.5238 mg/L	22:40:06
2	B 182.528†	195.2	209.8	0.5273 mg/L	0.5273 mg/L	22:40:06
2	Ba 233.527†	52439.4	55075.5	0.5082 mg/L	0.5082 mg/L	22:39:46
2	Be 313.107†	236577.1	245415.3	0.0503 mg/L	0.0503 mg/L	22:39:40
2	Ca 315.886†	645553.6	676127.8	5.118 mg/L	5.118 mg/L	22:39:40
2	Cd 228.802†	9386.8	9714.3	0.2550 mg/L	0.2550 mg/L	22:40:06
2	Co 228.616†	16524.2	17493.3	0.5069 mg/L	0.5069 mg/L	22:39:46
2	Cr 267.716†	72571.8	75158.3	0.5076 mg/L	0.5076 mg/L	22:39:46
2	Cu 324.752†	146532.6	146887.4	0.5236 mg/L	0.5236 mg/L	22:39:46
2	Fe 234.349†	112061.2	116421.4	2.535 mg/L	2.535 mg/L	22:39:46
2	Fe 238.204†	278450.4	290689.2	2.557 mg/L	2.557 mg/L	22:39:46
2	Mg 279.077†	123098.1	128553.6	5.114 mg/L	5.114 mg/L	22:39:46
2	Mn 257.610†	391189.0	408203.2	0.5096 mg/L	0.5096 mg/L	22:39:46
2	Mo 202.031†	6265.9	6527.4	0.5068 mg/L	0.5068 mg/L	22:40:06
2	Ni 231.604†	14346.6	15009.3	0.5127 mg/L	0.5127 mg/L	22:39:46
2	P 214.914†	6804.6	7049.6	5.080 mg/L	5.080 mg/L	22:40:06
2	Pb 220.353†	3987.3	4329.4	0.5134 mg/L	0.5134 mg/L	22:40:06
2	Sb 206.836†	940.5	978.0	0.5048 mg/L	0.5048 mg/L	22:40:06
2	Se 196.026†	743.6	787.3	1.032 mg/L	1.032 mg/L	22:40:06
2	Sn 189.927†	1748.4	1748.9	0.5083 mg/L	0.5083 mg/L	22:40:06
2	Sr 407.771†	1101254.7	1147496.2	0.0511 mg/L	0.0511 mg/L	22:39:40
2	Ti 337.279†	347361.8	366047.8	0.5050 mg/L	0.5050 mg/L	22:39:46
2	Tl 190.801†	596.3	624.7	0.5091 mg/L	0.5091 mg/L	22:40:06
2	V 292.402†	119833.3	127095.1	0.5119 mg/L	0.5119 mg/L	22:39:46
2	Zn 213.857†	36350.9	37454.3	0.5144 mg/L	0.5144 mg/L	22:39:46

Mean Data: CCV

Analyte	Mean Corrected Intensity	Calib Conc. Units	Std.Dev.	Sample Conc. Units	Std.Dev.	RSD
Y 371.029	3178276.5	0.956 mg/L	0.0024			0.25%
Ag 328.068†	71829.4	0.2552 mg/L	0.00030	0.2552 mg/L	0.00030	0.12%
QC value within limits for Ag 328.068 Recovery = 102.06%						
Al 237.313†	21001.5	2.523 mg/L	0.0044	2.523 mg/L	0.0044	0.18%
QC value within limits for Al 237.313 Recovery = 100.92%						
As 188.979†	360.4	0.5219 mg/L	0.00258	0.5219 mg/L	0.00258	0.49%
QC value within limits for As 188.979 Recovery = 104.39%						
B 182.528†	207.0	0.5203 mg/L	0.00996	0.5203 mg/L	0.00996	1.91%
QC value within limits for B 182.528 Recovery = 104.05%						
Ba 233.527†	55064.6	0.5081 mg/L	0.00014	0.5081 mg/L	0.00014	0.03%
QC value within limits for Ba 233.527 Recovery = 101.61%						
Be 313.107†	245536.7	0.0503 mg/L	0.00004	0.0503 mg/L	0.00004	0.07%
QC value within limits for Be 313.107 Recovery = 100.58%						
Ca 315.886†	675910.9	5.116 mg/L	0.0023	5.116 mg/L	0.0023	0.05%
QC value within limits for Ca 315.886 Recovery = 102.32%						
Cd 228.802†	9705.8	0.2548 mg/L	0.00030	0.2548 mg/L	0.00030	0.12%
QC value within limits for Cd 228.802 Recovery = 101.93%						
Co 228.616†	17479.5	0.5065 mg/L	0.00057	0.5065 mg/L	0.00057	0.11%
QC value within limits for Co 228.616 Recovery = 101.31%						
Cr 267.716†	75035.2	0.5067 mg/L	0.00118	0.5067 mg/L	0.00118	0.23%
QC value within limits for Cr 267.716 Recovery = 101.35%						

Element	Value	Conc.	Recovery	Conc.	Recovery	Conc.
Cu 324.752†	147161.8	0.5246 mg/L	0.00139	0.5246 mg/L	0.00139	0.26%
QC value within limits for Cu 324.752			Recovery = 104.91%			
Fe 234.349†	116563.3	2.538 mg/L	0.0044	2.538 mg/L	0.0044	0.17%
QC value within limits for Fe 234.349			Recovery = 101.53%			
Fe 238.204†	290748.6	2.558 mg/L	0.0007	2.558 mg/L	0.0007	0.03%
QC value within limits for Fe 238.204			Recovery = 102.31%			
K 766.490†	52050.5	25.45 mg/L	0.084	25.45 mg/L	0.084	0.33%
QC value within limits for K 766.490			Recovery = 101.80%			
Li 670.784†	18247.7	0.5134 mg/L	0.00596	0.5134 mg/L	0.00596	1.16%
QC value within limits for Li 670.784			Recovery = 102.67%			
Mg 279.077†	128439.3	5.109 mg/L	0.0065	5.109 mg/L	0.0065	0.13%
QC value within limits for Mg 279.077			Recovery = 102.18%			
Mn 257.610†	407997.2	0.5094 mg/L	0.00037	0.5094 mg/L	0.00037	0.07%
QC value within limits for Mn 257.610			Recovery = 101.87%			
Mo 202.031†	6511.5	0.5056 mg/L	0.00175	0.5056 mg/L	0.00175	0.35%
QC value within limits for Mo 202.031			Recovery = 101.12%			
Na 589.592	196258.4	24.68 mg/L	0.086	24.68 mg/L	0.086	0.35%
QC value within limits for Na 589.592			Recovery = 98.71%			
Ni 231.604†	15072.7	0.5148 mg/L	0.00308	0.5148 mg/L	0.00308	0.60%
QC value within limits for Ni 231.604			Recovery = 102.97%			
P 214.914†	7054.7	5.084 mg/L	0.0052	5.084 mg/L	0.0052	0.10%
QC value within limits for P 214.914			Recovery = 101.67%			
Pb 220.353†	4320.1	0.5123 mg/L	0.00156	0.5123 mg/L	0.00156	0.30%
QC value within limits for Pb 220.353			Recovery = 102.47%			
Sb 206.836†	974.6	0.5030 mg/L	0.00253	0.5030 mg/L	0.00253	0.50%
QC value within limits for Sb 206.836			Recovery = 100.61%			
Se 196.026†	792.1	1.038 mg/L	0.0089	1.038 mg/L	0.0089	0.86%
QC value within limits for Se 196.026			Recovery = 103.82%			
Sn 189.927†	1747.0	0.5077 mg/L	0.00082	0.5077 mg/L	0.00082	0.16%
QC value within limits for Sn 189.927			Recovery = 101.55%			
Sr 407.771†	1146392.5	0.0511 mg/L	0.00007	0.0511 mg/L	0.00007	0.14%
QC value within limits for Sr 407.771			Recovery = 102.14%			
Ti 337.279†	366046.5	0.5050 mg/L	0.00000	0.5050 mg/L	0.00000	0.00%
QC value within limits for Ti 337.279			Recovery = 101.00%			
Tl 190.801†	630.7	0.5140 mg/L	0.00683	0.5140 mg/L	0.00683	1.33%
QC value within limits for Tl 190.801			Recovery = 102.79%			
V 292.402†	127020.5	0.5115 mg/L	0.00045	0.5115 mg/L	0.00045	0.09%
QC value within limits for V 292.402			Recovery = 102.31%			
Zn 213.857†	37517.2	0.5153 mg/L	0.00121	0.5153 mg/L	0.00121	0.23%
QC value within limits for Zn 213.857			Recovery = 103.06%			

All analyte(s) passed QC.

Sequence No.: 74
Sample ID: ICCB
Analyst:
Initial Sample Wt:
Dilution:
Autosampler Location: 1
Date Collected: 7/15/2006 10:41:45 PM
Data Type: Original
Initial Sample Vol:
Sample Prep Vol:

Replicate Data: ICCB

Repl#	Analyte	Net Intensity	Corrected Intensity	Conc. Units	Sample Conc. Units	Analysis Time
1	K 766.490†	497.1	16.7	-0.0200 mg/L	-0.0200 mg/L	22:43:18
1	Li 670.784†	81.2	12.2	-0.0031 mg/L	-0.0031 mg/L	22:43:18
1	Na 589.592	-1092.7	94.2	-0.1599 mg/L	-0.1599 mg/L	22:43:18
1	Y 371.029	3190005.6	3190005.6	0.960 mg/L	0.960 mg/L	22:43:31
1	Ag 328.068†	-1826.7	466.5	0.0003 mg/L	0.0003 mg/L	22:43:37
1	Al 237.313†	-60.2	15.5	0.0003 mg/L	0.0003 mg/L	22:43:57
1	As 188.979†	7.4	2.1	0.0019 mg/L	0.0019 mg/L	22:43:57
1	B 182.528†	-1.3	3.9	0.0094 mg/L	0.0094 mg/L	22:43:57
1	Ba 233.527†	-113.3	15.6	-0.0011 mg/L	-0.0011 mg/L	22:43:57
1	Be 313.107†	2367.6	15.3	0.0001 mg/L	0.0001 mg/L	22:43:37
1	Ca 315.886†	125.1	-102.6	-0.0055 mg/L	-0.0055 mg/L	22:43:37
1	Cd 228.802†	138.8	24.1	0.0002 mg/L	0.0002 mg/L	22:43:57
1	Co 228.616†	-158.8	15.1	-0.0013 mg/L	-0.0013 mg/L	22:43:57
1	Cr 267.716†	872.9	32.8	-0.0017 mg/L	-0.0017 mg/L	22:43:37
1	Cu 324.752†	9770.7	3543.1	0.0113 mg/L	0.0113 mg/L	22:43:37
1	Fe 234.349†	1096.9	155.4	-0.0073 mg/L	-0.0073 mg/L	22:43:57
1	Fe 238.204†	1295.1	300.0	-0.0086 mg/L	-0.0086 mg/L	22:43:57
1	Mg 279.077†	533.0	136.3	-0.0180 mg/L	-0.0180 mg/L	22:43:37
1	Mn 257.610†	1620.6	34.5	-0.0022 mg/L	-0.0022 mg/L	22:43:37

1	Mo 202.031†	45.7	10.1	0.0003 mg/L	0.0003 mg/L	22:43:57
1	Ni 231.604†	24.2	3.2	-0.0026 mg/L	-0.0026 mg/L	22:43:57
1	P 214.914†	71.4	-5.4	0.0085 mg/L	0.0085 mg/L	22:43:57
1	Pb 220.353†	-132.1	14.2	0.0010 mg/L	0.0010 mg/L	22:43:57
1	Sb 206.836†	15.1	8.4	0.0026 mg/L	0.0026 mg/L	22:43:57
1	Se 196.026†	-10.9	-3.1	-0.0042 mg/L	-0.0042 mg/L	22:43:57
1	Sn 189.927†	48.3	-32.6	-0.0122 mg/L	-0.0122 mg/L	22:43:57
1	Sr 407.771†	6302.5	254.4	-0.0003 mg/L	-0.0003 mg/L	22:43:31
1	Ti 337.279†	-1938.5	89.2	-0.0006 mg/L	-0.0006 mg/L	22:43:37
1	Tl 190.801†	6.1	6.3	0.0035 mg/L	0.0035 mg/L	22:43:57
1	V 292.402†	-1430.5	52.5	-0.0004 mg/L	-0.0004 mg/L	22:43:37
1	Zn 213.857†	1000.6	411.3	0.0047 mg/L	0.0047 mg/L	22:43:57
2	K 766.490†	477.1	-0.8	-0.0286 mg/L	-0.0286 mg/L	22:43:23
2	Li 670.784†	72.4	3.4	-0.0034 mg/L	-0.0034 mg/L	22:43:23
2	Na 589.592	-978.7	208.2	-0.1454 mg/L	-0.1454 mg/L	22:43:23
2	Y 371.029	3169163.7	3169163.7	0.953 mg/L	0.953 mg/L	22:44:03
2	Ag 328.068†	-1843.9	436.0	0.0002 mg/L	0.0002 mg/L	22:44:08
2	Al 237.313†	-100.5	-27.2	-0.0049 mg/L	-0.0049 mg/L	22:44:28
2	As 188.979†	4.3	-1.1	-0.0027 mg/L	-0.0027 mg/L	22:44:28
2	B 182.528†	0.1	5.3	0.0131 mg/L	0.0131 mg/L	22:44:28
2	Ba 233.527†	-136.9	-9.9	-0.0013 mg/L	-0.0013 mg/L	22:44:28
2	Be 313.107†	2473.1	142.2	0.0001 mg/L	0.0001 mg/L	22:44:08
2	Ca 315.886†	166.1	-58.8	-0.0051 mg/L	-0.0051 mg/L	22:44:08
2	Cd 228.802†	133.1	19.1	0.0001 mg/L	0.0001 mg/L	22:44:28
2	Co 228.616†	-170.4	1.8	-0.0017 mg/L	-0.0017 mg/L	22:44:28
2	Cr 267.716†	860.2	25.5	-0.0018 mg/L	-0.0018 mg/L	22:44:08
2	Cu 324.752†	9713.4	3549.9	0.0114 mg/L	0.0114 mg/L	22:44:08
2	Fe 234.349†	1136.8	204.8	-0.0062 mg/L	-0.0062 mg/L	22:44:28
2	Fe 238.204†	1281.4	294.5	-0.0087 mg/L	-0.0087 mg/L	22:44:28
2	Mg 279.077†	498.0	103.3	-0.0194 mg/L	-0.0194 mg/L	22:44:08
2	Mn 257.610†	1648.5	74.9	-0.0022 mg/L	-0.0022 mg/L	22:44:08
2	Mo 202.031†	36.0	0.3	-0.0004 mg/L	-0.0004 mg/L	22:44:28
2	Ni 231.604†	13.5	-7.9	-0.0029 mg/L	-0.0029 mg/L	22:44:28
2	P 214.914†	79.1	3.2	0.0146 mg/L	0.0146 mg/L	22:44:28
2	Pb 220.353†	-132.0	13.4	0.0009 mg/L	0.0009 mg/L	22:44:28
2	Sb 206.836†	13.0	6.2	0.0015 mg/L	0.0015 mg/L	22:44:28
2	Se 196.026†	-6.2	1.8	0.0022 mg/L	0.0022 mg/L	22:44:28
2	Sn 189.927†	49.4	-31.2	-0.0118 mg/L	-0.0118 mg/L	22:44:28
2	Sr 407.771†	6595.5	605.0	-0.0003 mg/L	-0.0003 mg/L	22:44:03
2	Ti 337.279†	-2036.9	-27.3	-0.0008 mg/L	-0.0008 mg/L	22:44:08
2	Tl 190.801†	-4.1	-4.3	-0.0051 mg/L	-0.0051 mg/L	22:44:28
2	V 292.402†	-1507.9	-38.5	-0.0007 mg/L	-0.0007 mg/L	22:44:08
2	Zn 213.857†	999.2	416.7	0.0048 mg/L	0.0048 mg/L	22:44:28

Mean Data: ICCB

Analyte	Mean Corrected Intensity	Calib Conc. Units	Std.Dev.	Sample Conc. Units	Std.Dev.	RSD
Y 371.029	3179584.6	0.957 mg/L	0.0044			0.46%
Ag 328.068†	451.2	0.0003 mg/L	0.00008	0.0003 mg/L	0.00008	30.83%
QC value within limits for Ag 328.068 Recovery = Not calculated						
Al 237.313†	-5.9	-0.0023 mg/L	0.00364	-0.0023 mg/L	0.00364	156.66%
QC value within limits for Al 237.313 Recovery = Not calculated						
As 188.979†	0.5	-0.0004 mg/L	0.00328	-0.0004 mg/L	0.00328	765.86%
QC value within limits for As 188.979 Recovery = Not calculated						
B 182.528†	4.6	0.0113 mg/L	0.00260	0.0113 mg/L	0.00260	23.03%
QC value within limits for B 182.528 Recovery = Not calculated						
Ba 233.527†	2.8	-0.0012 mg/L	0.00017	-0.0012 mg/L	0.00017	13.64%
QC value within limits for Ba 233.527 Recovery = Not calculated						
Be 313.107†	78.8	0.0001 mg/L	0.00002	0.0001 mg/L	0.00002	24.61%
QC value within limits for Be 313.107 Recovery = Not calculated						
Ca 315.886†	-80.7	-0.0053 mg/L	0.00023	-0.0053 mg/L	0.00023	4.40%
QC value within limits for Ca 315.886 Recovery = Not calculated						
Cd 228.802†	21.6	0.0001 mg/L	0.00008	0.0001 mg/L	0.00008	71.75%
QC value within limits for Cd 228.802 Recovery = Not calculated						
Co 228.616†	8.5	-0.0015 mg/L	0.00027	-0.0015 mg/L	0.00027	18.74%
QC value within limits for Co 228.616 Recovery = Not calculated						
Cr 267.716†	29.1	-0.0018 mg/L	0.00003	-0.0018 mg/L	0.00003	1.96%
QC value within limits for Cr 267.716 Recovery = Not calculated						
Cu 324.752†	3546.5	0.0114 mg/L	0.00002	0.0114 mg/L	0.00002	0.15%
QC value greater than the upper limit for Cu 324.752 Recovery = Not calculated						
Fe 234.349†	180.1	-0.0068 mg/L	0.00077	-0.0068 mg/L	0.00077	11.37%

QC value within limits for Fe 234.349	Recovery = Not calculated						
Fe 238.204†	297.3	-0.0086 mg/L	0.00003	-0.0086 mg/L	0.00003	0.40%	
QC value within limits for Fe 238.204	Recovery = Not calculated						
K 766.490†	7.9	-0.0243 mg/L	0.00608	-0.0243 mg/L	0.00608	24.99%	
QC value within limits for K 766.490	Recovery = Not calculated						
Li 670.784†	7.8	-0.0032 mg/L	0.00017	-0.0032 mg/L	0.00017	5.39%	
QC value within limits for Li 670.784	Recovery = Not calculated						
Mg 279.077†	119.8	-0.0187 mg/L	0.00093	-0.0187 mg/L	0.00093	4.98%	
QC value less than the lower limit for Mg 279.077	Recovery = Not calculated						
Mn 257.610†	54.7	-0.0022 mg/L	0.00004	-0.0022 mg/L	0.00004	1.63%	
QC value within limits for Mn 257.610	Recovery = Not calculated						
Mo 202.031†	5.2	-0.0001 mg/L	0.00054	-0.0001 mg/L	0.00054	>999.9%	
QC value within limits for Mo 202.031	Recovery = Not calculated						
Na 589.592	151.2	-0.1527 mg/L	0.01021	-0.1527 mg/L	0.01021	6.69%	
QC value within limits for Na 589.592	Recovery = Not calculated						
Ni 231.604†	-2.3	-0.0027 mg/L	0.00027	-0.0027 mg/L	0.00027	9.81%	
QC value less than the lower limit for Ni 231.604	Recovery = Not calculated						
P 214.914†	-1.1	0.0115 mg/L	0.00436	0.0115 mg/L	0.00436	37.75%	
QC value within limits for P 214.914	Recovery = Not calculated						
Pb 220.353†	13.8	0.0010 mg/L	0.00007	0.0010 mg/L	0.00007	7.14%	
QC value within limits for Pb 220.353	Recovery = Not calculated						
Sb 206.836†	7.3	0.0020 mg/L	0.00081	0.0020 mg/L	0.00081	39.99%	
QC value within limits for Sb 206.836	Recovery = Not calculated						
Se 196.026†	-0.7	-0.0010 mg/L	0.00450	-0.0010 mg/L	0.00450	450.73%	
QC value within limits for Se 196.026	Recovery = Not calculated						
Sn 189.927†	-31.9	-0.0120 mg/L	0.00029	-0.0120 mg/L	0.00029	2.43%	
QC value within limits for Sn 189.927	Recovery = Not calculated						
Sr 407.771†	429.7	-0.0003 mg/L	0.00001	-0.0003 mg/L	0.00001	3.68%	
QC value within limits for Sr 407.771	Recovery = Not calculated						
Ti 337.279†	30.9	-0.0007 mg/L	0.00011	-0.0007 mg/L	0.00011	16.03%	
QC value within limits for Ti 337.279	Recovery = Not calculated						
Tl 190.801†	1.0	-0.0008 mg/L	0.00613	-0.0008 mg/L	0.00613	754.33%	
QC value within limits for Tl 190.801	Recovery = Not calculated						
V 292.402†	7.0	-0.0006 mg/L	0.00027	-0.0006 mg/L	0.00027	47.92%	
QC value within limits for V 292.402	Recovery = Not calculated						
Zn 213.857†	414.0	0.0047 mg/L	0.00005	0.0047 mg/L	0.00005	1.14%	
QC value within limits for Zn 213.857	Recovery = Not calculated						
QC Failed. Continue with analysis.							

Sequence No.: 75

Sample ID: BG61341-pds2

Analyst:

Initial Sample Wt:

Dilution:

Autosampler Location: 59

Date Collected: 7/15/2006 10:46:06 PM

Data Type: Original

Initial Sample Vol:

Sample Prep Vol:

Replicate Data: BG61341-pds2

Repl#	Analyte	Net		Corrected		Calib.		Sample		Analysis Time
		Intensity		Intensity		Conc.	Units	Conc.	Units	
1	K 766.490†	51284.2		52654.1		25.74	mg/L	25.74	mg/L	22:47:40
1	Li 670.784†	17563.6		18132.0		0.5101	mg/L	0.5101	mg/L	22:47:40
1	Na 589.592	228158.3		229345.1		28.87	mg/L	28.87	mg/L	22:47:40
1	Y 371.029	3207029.3		3207029.3		0.965	mg/L			22:48:04
1	Ag 328.068†	166354.1		174793.6		0.6241	mg/L	0.6241	mg/L	22:48:10
1	Al 237.313†	193569.7		200710.3		24.00	mg/L	24.00	mg/L	22:48:10
1	As 188.979†	340.5		347.3		0.5019	mg/L	0.5019	mg/L	22:48:30
1	B 182.528†	187.6		199.7		0.5019	mg/L	0.5019	mg/L	22:48:30
1	Ba 233.527†	60018.3		62341.7		0.5752	mg/L	0.5752	mg/L	22:48:10
1	Be 313.107†	234278.4		240374.4		0.0489	mg/L	0.0489	mg/L	22:48:04
1	Ca 315.886†	1893610.6		1962466.7		14.86	mg/L	14.86	mg/L	22:48:04
1	Cd 228.802†	9220.7		9436.7		0.2481	mg/L	0.2481	mg/L	22:48:30
1	Co 228.616†	16187.3		16958.4		0.4898	mg/L	0.4898	mg/L	22:48:10
1	Cr 267.716†	97859.5		100553.2		0.6823	mg/L	0.6823	mg/L	22:48:10
1	Cu 324.752†	5837997.6		6044361.0		21.58	mg/L	21.58	mg/L	22:47:57
1	Fe 234.349†	2168668.5		2246805.6		49.22	mg/L	49.22	mg/L	22:48:04
1	Fe 238.204†	5256367.0		5447097.9		48.11	mg/L	48.11	mg/L	22:47:57
1	Mg 279.077†	244701.8		253210.8		10.08	mg/L	10.08	mg/L	22:48:10
1	Mn 257.610†	819538.8		847785.8		1.061	mg/L	1.061	mg/L	22:48:04
1	Mo 202.031†	6069.0		6252.9		0.4855	mg/L	0.4855	mg/L	22:48:30
1	Ni 231.604†	19175.8		19853.4		0.6788	mg/L	0.6788	mg/L	22:48:10
1	P 214.914†	16736.7		17267.6		12.43	mg/L	12.43	mg/L	22:48:10

1	Pb 220.353†	122832.2	127465.7	15.09 mg/L	15.09 mg/L	22:48:10
1	Sb 206.836†	869.1	893.4	0.4566 mg/L	0.4566 mg/L	22:48:30
1	Se 196.026†	673.7	706.5	0.9260 mg/L	0.9260 mg/L	22:48:30
1	Sn 189.927†	9630.6	9899.0	2.889 mg/L	2.889 mg/L	22:48:30
1	Sr 407.771†	2409969.1	2491584.8	0.1114 mg/L	0.1114 mg/L	22:47:57
1	Ti 337.279†	848829.3	881908.2	1.218 mg/L	1.218 mg/L	22:48:04
1	Tl 190.801†	543.3	563.0	0.4665 mg/L	0.4665 mg/L	22:48:30
1	V 292.402†	164286.5	171823.6	0.6822 mg/L	0.6822 mg/L	22:48:10
1	Zn 213.857†	743833.5	770341.2	10.65 mg/L	10.65 mg/L	22:48:04
2	K 766.490†	51730.0	52787.0	25.81 mg/L	25.81 mg/L	22:47:45
2	Li 670.784†	17759.7	18222.2	0.5126 mg/L	0.5126 mg/L	22:47:45
2	Na 589.592	229020.1	230207.0	28.98 mg/L	28.98 mg/L	22:47:45
2	Y 371.029	3226842.4	3226842.4	0.971 mg/L	0.971 mg/L	22:48:46
2	Ag 328.068†	165446.2	172799.6	0.6170 mg/L	0.6170 mg/L	22:48:51
2	Al 237.313†	192659.3	198540.6	23.74 mg/L	23.74 mg/L	22:48:51
2	As 188.979†	337.4	342.0	0.4942 mg/L	0.4942 mg/L	22:49:11
2	B 182.528†	189.8	200.8	0.5045 mg/L	0.5045 mg/L	22:49:11
2	Ba 233.527†	59677.5	61608.7	0.5685 mg/L	0.5685 mg/L	22:48:51
2	Be 313.107†	234430.3	239039.9	0.0487 mg/L	0.0487 mg/L	22:48:46
2	Ca 315.886†	1899511.0	1956493.6	14.81 mg/L	14.81 mg/L	22:48:46
2	Cd 228.802†	9303.8	9463.6	0.2488 mg/L	0.2488 mg/L	22:49:11
2	Co 228.616†	16027.9	16691.2	0.4820 mg/L	0.4820 mg/L	22:48:51
2	Cr 267.716†	97381.0	99437.4	0.6747 mg/L	0.6747 mg/L	22:48:51
2	Cu 324.752†	5822747.5	5991497.8	21.39 mg/L	21.39 mg/L	22:48:39
2	Fe 234.349†	2172637.4	2237092.4	49.01 mg/L	49.01 mg/L	22:48:46
2	Fe 238.204†	5224474.6	5380792.8	47.52 mg/L	47.52 mg/L	22:48:39
2	Mg 279.077†	243084.6	249987.6	9.950 mg/L	9.950 mg/L	22:48:51
2	Mn 257.610†	822036.4	845143.0	1.057 mg/L	1.057 mg/L	22:48:46
2	Mo 202.031†	6168.9	6317.2	0.4905 mg/L	0.4905 mg/L	22:49:11
2	Ni 231.604†	18889.9	19436.8	0.6645 mg/L	0.6645 mg/L	22:48:51
2	P 214.914†	16889.5	17318.5	12.46 mg/L	12.46 mg/L	22:48:51
2	Pb 220.353†	122900.0	126753.8	15.01 mg/L	15.01 mg/L	22:48:51
2	Sb 206.836†	878.9	897.9	0.4591 mg/L	0.4591 mg/L	22:49:11
2	Se 196.026†	685.6	714.5	0.9365 mg/L	0.9365 mg/L	22:49:11
2	Sn 189.927†	9785.5	9997.3	2.918 mg/L	2.918 mg/L	22:49:11
2	Sr 407.771†	2401439.2	2467460.7	0.1103 mg/L	0.1103 mg/L	22:48:39
2	Ti 337.279†	852226.2	880005.4	1.215 mg/L	1.215 mg/L	22:48:46
2	Tl 190.801†	559.2	576.0	0.4771 mg/L	0.4771 mg/L	22:49:11
2	V 292.402†	163381.3	169845.6	0.6745 mg/L	0.6745 mg/L	22:48:51
2	Zn 213.857†	745993.3	767832.2	10.61 mg/L	10.61 mg/L	22:48:46

Mean Data: BG61341-pds2

Analyte	Mean Corrected Intensity	Conc. Units	Calib	Std.Dev.	Sample Conc. Units	Std.Dev.	RSD
Y 371.029	3216935.9	0.968 mg/L		0.0042			0.44%
Ag 328.068†	173796.6	0.6205 mg/L		0.00503	0.6205 mg/L	0.00503	0.81%
Al 237.313†	199625.5	23.87 mg/L		0.184	23.87 mg/L	0.184	0.77%
As 188.979†	344.6	0.4981 mg/L		0.00545	0.4981 mg/L	0.00545	1.09%
B 182.528†	200.2	0.5032 mg/L		0.00185	0.5032 mg/L	0.00185	0.37%
Ba 233.527†	61975.2	0.5719 mg/L		0.00479	0.5719 mg/L	0.00479	0.84%
Be 313.107†	239707.1	0.0488 mg/L		0.00019	0.0488 mg/L	0.00019	0.40%
Ca 315.886†	1959480.2	14.84 mg/L		0.032	14.84 mg/L	0.032	0.22%
Cd 228.802†	9450.1	0.2485 mg/L		0.00050	0.2485 mg/L	0.00050	0.20%
Co 228.616†	16824.8	0.4859 mg/L		0.00550	0.4859 mg/L	0.00550	1.13%
Cr 267.716†	99995.3	0.6785 mg/L		0.00536	0.6785 mg/L	0.00536	0.79%
Cu 324.752†	6017929.4	21.48 mg/L		0.133	21.48 mg/L	0.133	0.62%
Fe 234.349†	2241949.0	49.12 mg/L		0.150	49.12 mg/L	0.150	0.31%
Fe 238.204†	5413945.4	47.82 mg/L		0.414	47.82 mg/L	0.414	0.87%
K 766.490†	52720.5	25.78 mg/L		0.046	25.78 mg/L	0.046	0.18%
Li 670.784†	18177.1	0.5114 mg/L		0.00181	0.5114 mg/L	0.00181	0.35%
Mg 279.077†	251599.2	10.01 mg/L		0.091	10.01 mg/L	0.091	0.91%
Mn 257.610†	846464.4	1.059 mg/L		0.0023	1.059 mg/L	0.0023	0.22%
Mo 202.031†	6285.1	0.4880 mg/L		0.00353	0.4880 mg/L	0.00353	0.72%
Na 589.592	229776.0	28.92 mg/L		0.077	28.92 mg/L	0.077	0.27%
Ni 231.604†	19645.1	0.6716 mg/L		0.01010	0.6716 mg/L	0.01010	1.50%
P 214.914†	17293.1	12.44 mg/L		0.026	12.44 mg/L	0.026	0.21%
Pb 220.353†	127109.7	15.05 mg/L		0.060	15.05 mg/L	0.060	0.40%
Sb 206.836†	895.7	0.4579 mg/L		0.00177	0.4579 mg/L	0.00177	0.39%
Se 196.026†	710.5	0.9312 mg/L		0.00743	0.9312 mg/L	0.00743	0.80%
Sn 189.927†	9948.2	2.904 mg/L		0.0203	2.904 mg/L	0.0203	0.70%
Sr 407.771†	2479522.8	0.1108 mg/L		0.00076	0.1108 mg/L	0.00076	0.69%

Ti 337.279†	880956.8	1.216 mg/L	0.0019	1.216 mg/L	0.0019	0.15%
Tl 190.801†	569.5	0.4718 mg/L	0.00747	0.4718 mg/L	0.00747	1.58%
V 292.402†	170834.6	0.6783 mg/L	0.00547	0.6783 mg/L	0.00547	0.81%
Zn 213.857†	769086.7	10.63 mg/L	0.024	10.63 mg/L	0.024	0.23%

Matrix Recovery Check: BG61341-pds2

Analyte	Expected Conc.	Measured Conc.	Std. Dev.	Units	Recovery (%)
K 766.490	26.72	25.78	0.046	mg/L	96.2
Li 670.784	0.5197	0.5114	0.002	mg/L	98.3
Na 589.592	30.24	28.92	0.077	mg/L	94.7
Ag 328.068	0.6403	0.6205	0.005	mg/L	92.1
Al 237.313	24.03	23.87	0.184	mg/L	93.3
As 188.979	0.5221	0.4981	0.005	mg/L	95.2
B 182.528	0.5204	0.5032	0.002	mg/L	96.6
Ba 233.527	0.5972	0.5719	0.005	mg/L	94.9
Be 313.107	0.0511	0.0488	0.000	mg/L	95.5
Ca 315.886	15.06	14.84	0.032	mg/L	95.4
Cd 228.802	0.2601	0.2485	0.001	mg/L	95.4
Co 228.616	0.5121	0.4859	0.006	mg/L	94.8
Cr 267.716	0.6984	0.6785	0.005	mg/L	96.0
Cu 324.752	22.60	21.48	0.133	mg/L	-124.5
Fe 234.349	49.92	49.12	0.150	mg/L	67.8
Fe 238.204	49.29	47.82	0.414	mg/L	41.1
Mg 279.077	10.48	10.01	0.091	mg/L	90.7
Mn 257.610	1.088	1.059	0.002	mg/L	94.2
Mo 202.031	0.5095	0.4880	0.004	mg/L	95.7
Ni 231.604	0.6947	0.6716	0.010	mg/L	95.4
P 214.914	13.25	12.44	0.026	mg/L	83.8
Pb 220.353	15.53	15.05	0.060	mg/L	4.9
Sb 206.836	0.5013	0.4579	0.002	mg/L	91.3
Se 196.026	1.006	0.9312	0.007	mg/L	92.5
Sn 189.927	2.946	2.904	0.020	mg/L	91.4
Sr 407.771	0.1140	0.1108	0.001	mg/L	93.6
Ti 337.279	1.238	1.216	0.002	mg/L	95.6
Tl 190.801	0.5082	0.4718	0.007	mg/L	92.7
V 292.402	0.6981	0.6783	0.005	mg/L	96.1
Zn 213.857	10.59	10.63	0.024	mg/L	107.1

Sequence No.: 76

Sample ID: BG61504-blk1

Analyst:

Initial Sample Wt:

Dilution:

Autosampler Location: 60

Date Collected: 7/15/2006 10:50:49 PM

Data Type: Original

Initial Sample Vol:

Sample Prep Vol:

Replicate Data: BG61504-blk1

Repl#	Analyte	Net Intensity	Corrected Intensity	Calib. Conc.	Units	Sample Conc.	Units	Analysis Time
1	K 766.490†	605.5	140.3	0.0404	mg/L	0.0404	mg/L	22:52:25
1	Li 670.784†	108.8	42.8	-0.0023	mg/L	-0.0023	mg/L	22:52:25
1	Na 589.592	-631.5	555.3	-0.1015	mg/L	-0.1015	mg/L	22:52:25
1	Y 371.029	3137682.7	3137682.7	0.944	mg/L			22:52:39
1	Ag 328.068†	-1647.2	625.0	0.0009	mg/L	0.0009	mg/L	22:52:44
1	Al 237.313†	-30.3	46.1	0.0038	mg/L	0.0038	mg/L	22:53:04
1	As 188.979†	7.2	2.0	0.0017	mg/L	0.0017	mg/L	22:53:04
1	B 182.528†	-0.3	5.0	0.0122	mg/L	0.0122	mg/L	22:53:04
1	Ba 233.527†	-97.0	30.8	-0.0010	mg/L	-0.0010	mg/L	22:53:04
1	Be 313.107†	2298.2	-17.1	0.0001	mg/L	0.0001	mg/L	22:52:44
1	Ca 315.886†	1930.7	1812.4	0.0090	mg/L	0.0090	mg/L	22:52:44
1	Cd 228.802†	126.3	13.4	-0.0001	mg/L	-0.0001	mg/L	22:53:04
1	Co 228.616†	-156.7	14.6	-0.0013	mg/L	-0.0013	mg/L	22:53:04
1	Cr 267.716†	860.6	35.0	-0.0017	mg/L	-0.0017	mg/L	22:52:44
1	Cu 324.752†	14593.2	8821.8	0.0302	mg/L	0.0302	mg/L	22:52:44
1	Fe 234.349†	2070.6	1205.9	0.0157	mg/L	0.0157	mg/L	22:53:04
1	Fe 238.204†	3852.9	3032.2	0.0155	mg/L	0.0155	mg/L	22:53:04
1	Mg 279.077†	484.9	94.6	-0.0197	mg/L	-0.0197	mg/L	22:52:44
1	Mn 257.610†	3392.6	1939.9	0.0002	mg/L	0.0002	mg/L	22:52:44
1	Mo 202.031†	35.8	0.4	-0.0004	mg/L	-0.0004	mg/L	22:53:04
1	Ni 231.604†	25.0	4.4	-0.0025	mg/L	-0.0025	mg/L	22:53:04

Metals Logbooks

ESS LABORATORY
METALS PREP LOGBOOK

ANALYST: JAB
DATE: 7/13/06
TIME: 11:00
Batch ID: B661321

HNO₃ Reagent - AR#: 960226D
1:1 HCl Reagent - WR#: 960228C
1:1 HNO₃ Reagent - WR#: 960630H
H₂O₂ Reagent - AR#: 9604260

Hot Plate Temp (°C)
#2 78

Sample ID	matrix	pH	Initial wgt/vol	Final wgt/vol	QC ID/Lot #	QC wgt/vol	Method	Hot Plate Number	Comments
B661321-01	S			100.1	6607037	0.501	3050	#2	
-01					6607037	0.501			
-02			1.00		6607037				
-03			1.73						
-04			1.73						
-05			1.73						
-06			1.73						
-07			1.73						
-08			1.84						
-09			1.76						
-10			1.73						
B661321-01			1.75						
-01	S		1.76	100.1	6607037	0.501	3050	#2	
-02	S		1.73					#2	
-02	S		1.90	100.1			3050	#2	

MATRIX KEY: AQ = AQUEOUS, S = SOIL, O = OIL, F = FILTER, D = SLUDGE

ESS LABORATORY

METALS PREP LOGBOOK

ANALYST: WMS HNO₃ Reagent - AR#: 060026D Hot Plate Temp (°C) 90
 DATE: 7/13/01 1:1 HCl Reagent- WR#: 060028C
 TIME: 2:27 PM 1:1 HNO₃ Reagent- WR#: 060039H
 Batch ID: BGG13D H₂O₂ Reagent- AR#: 060046D

Sample ID	matrix	pH	Initial wgt/vol	Final wgt/vol	QC ID/Lot #	QC wgt/vol	Method	Hot Plate Number	Comments
07167-03	S	~	1.75g	1.71g	"	"	"	100#-2	
07			1.78g						
05			1.90g						
06			1.78g						
07			1.84g						
08			1.77g						
09			1.83g						
10			1.77g						
BGG13D-0003			1.77g						
0002	S	~	1.78g	1.74g	6E10037	0.521	3050	100#-2 100#-3	

MATRIX KEY: AQ = AQUEOUS, S = SOIL, O = OIL, F = FILTER, D = SLUDGE

ESS LABORATORY
METALS PREP LOGBOOK

ANALYST: WVS HNO₃ Reagent - AR#: 060626D Hot Plate MS#2 Temp (°C) 95
 DATE: 7/13/06 1:1 HCl Reagent- WR#: 060626C
 TIME: 20:00 1:1 HNO₃ Reagent- WR#: 060630V
 Batch ID: 0661341 H₂O₂ Reagent- AR#: 060626D

Sample ID	matrix	pH	Initial wgt/vol	Final wgt/vol	QC ID/Lot #	QC wgt/vol	Method	Hot Plate Number	Comments
0661341-21-1	S	-	0	100ml	"	"	3000	MS#2	
-134			1		6EM037	0.581			
-137			0		6EM037	0.50-1			
05001			1.09		6EM038	"			
[REDACTED]			1.79		"				
-12			1.79						
-13			1.76						
-14			2.53						
-15			1.89						
-16			1.83						
-17			1.80						
-18			1.84						
-19			1.75						
-20			1.73						
0661341-21-1			1.78		"				
0001			1.81		6EM037	0.50-1			
MS 067164-21			1.75		"				
-22	S	-	1.83	100ml	"		3000	MS#2	

MATRIX KEY: AQ = AQUEOUS, S = SOIL, O = OIL, F = FILTER, D = SLUDGE

ESS LABORATORY METALS PREP LOGBOOK

ANALYST: WBS
 DATE: 7/13/08
 TIME: 2:00 PM
 Batch ID: B661341

HNO₃ Reagent - AR#: 060626A
 1:1 HCl Reagent - WR#: 060626C
 1:1 HNO₃ Reagent - WR#: 060630M
 H₂O₂ Reagent - AR#: 060626D

Hpt Plate Temp (°C)
 98

Sample ID	matrix	pH	Initial wgt/vol	Final wgt/vol	QC ID/Lot #	QC wgt/vol	Method	Hot Plate Number	Comments
07154-33	S	~	1.79g	100m			0606	063F	
07154-33			1.76g						
B661341-0001			1.81g						
0002	S	~	1.80g	100m	6606037	0.81	0606	063F	

MATRIX KEY: AQ = AQUEOUS, S = SOIL, O = OIL, F = FILTER, D = SLUDGE

ESS Laboratory Mercury Soils Prep Logbook

Batch ID: 15661333

Reagent IDs:

Cal std ID*: CG11019

Analyst: km

Aqua Regia WR 06073A

NaCl-NH₂OH·HCl WR 0605309

Date: 7/3/11

KMnO₄ WR 0606306

ICV std ID**: CG11020

Sample		Quality Control		COMMENTS	Final Vol (ml)	Bath #	Temp. (°C)	Time in	Time out
ID	Wgt (g)	ID/Lot #	Spike wt/vol						
<u>km 7/1/11 07167-03</u>	<u>~</u>	<u>~</u>	<u>~</u>		<u>40</u>	<u>USA-3</u>	<u>25</u>	<u>~</u>	<u>~</u>
_____	<u>0.63</u>	<u> </u>	<u> </u>		<u> </u>	<u> </u>	<u> </u>	<u>2:05</u>	<u>2:51</u>
<u>-02</u>	<u>0.64</u>	<u> </u>	<u> </u>		<u> </u>	<u> </u>	<u> </u>	<u> </u>	<u> </u>
<u>-03</u>	<u>0.64</u>	<u> </u>	<u> </u>		<u> </u>	<u> </u>	<u> </u>	<u> </u>	<u> </u>
<u>-04</u>	<u>0.63</u>	<u>~</u>	<u>~</u>		<u>40</u>	<u>USA-3</u>	<u>25</u>	<u>2:06</u>	<u>2:52</u>

* Calibration standards are prepared daily at 0.0, 0.5, 1.0, 3.0, and 5.0 ppb. See SOP for preparation instructions.
 **ICV is prepared daily at a concentration of 2.0 ppb. See SOP for preparation instructions.
 CONTROL# 30.0011-0601A

ESS Laboratory
Mercury Soils Prep Logbook

Batch ID: BG61322

Reagent IDs:

Cal std ID*: 6G11019

Analyst: WJ

Aqua Regia WJ060713A

NaCl-NH₂OH*HCl WJ060530B

Date: 7/3/16

KMnO₄ WJ0606306

ICV std ID**: 6G11020

Sample		Quality Control		COMMENTS	Final Vol (ml)	Bath #	Temp. (°C)	Time in	Time out
ID	Wgt (g)	ID/Lot #	Spike wt/vol						
BG61322-01	~	~	~		40	WB#2	25	16:30	16:30
-02	~	6G11020	0.12						
-03	~	6G11020	0.12						
-04	2.63	6G11020	~						
07134-01	0.63	~	~						
-02	0.63								
-03	0.63								
-04	0.63								
-05	0.63								
-06	0.63								
-07	0.63								
-08	0.63								
-09	0.63								
BG61322-01	0.63	~	~						
-02	0.63	6G11020	0.12						
-03	0.63	6G11020	0.12						
07141-01	0.63	~	~						
-02	0.63								
-03	0.63								
-04	0.63								
BG61322-01	0.63	~	~						
-02	0.63	6G11020	0.12						
-03	0.63	6G11020	0.12						
WJ 7/3/16 07143-01	~	~	~						
WJ 7/3/16 07143-02	~	~	~						

* Calibration standards are prepared daily at 0.0, 0.5, 1.0, 3.0, and 5.0 ppb. See SOP for preparation instructions.

**ICV is prepared daily at a concentration of 2.0 ppb. See SOP for preparation instructions.

CONTROL# 30.0011-0601A

ESS Laboratory
Mercury Soils Prep Logbook

Batch ID: B661333

Reagent IDs:

Cal std ID*: 6611019

Analyst: km

Aqua Regia W060713A

NaCl-NH₂OH-HCl W060530B

Date: 7/13/04

KMnO₄ W060630C

ICV std ID**: 6611020

Sample		Quality Control		COMMENTS	Final Vol (ml)	Bath #	Temp. (°C)	Time in	Time out
ID	Wgt (g)	ID/Lot #	Spike wt/vol						
B661333-B1M	"	"	"		40	#34	95	2:00	2:15
-B51		6611020	0.12						
-B5M	"	6611020	0.12						
-20	0.66	6601036	"						
07167-11	0.63	"	"						
-06	0.62								
-07	0.64								
-08	0.65								
-09	0.63								
-10	0.66								
B661333-M01	0.65	"	"						
-M51	0.62	6611020	0.12						
-M01	0.63	6611020	0.12						
07167-11	0.63	"	"						
-12	0.61								
-13	0.63								
-14	0.63								
-15	0.62								
-16	0.62								
-17	0.62								
-18	0.66								
-19	0.65								
-20	0.66								
-21	0.63								
-22	0.70	"	"		40	#34	95	2:00	2:15

* Calibration standards are prepared daily at 0.0, 0.5, 1.0, 3.0, and 5.0 ppb. See SOP for preparation instructions.

**ICV is prepared daily at a concentration of 2.0 ppb. See SOP for preparation instructions.

CONTROL# 30.0011-0601A

ESS Laboratory
Mercury Soils Prep Logbook

Batch ID: 0661333

Reagent IDs:

Cal std ID*: GC11017

Analyst: km

Aqua Regia went 0713A

NaCl-NH₂OH*HCl went 0533B

Date: 7/13/06

KMnO₄ went 0630L

ICV std ID**: GC11020

Sample		Quality Control		COMMENTS	Final Vol (ml)	Bath #	Temp. (°C)	Time in	Time out
ID	Wgt (g)	ID/Lot #	Spike wt/vol						
07167-33	0.63	~	~		90	103#	25 14326	20:56 14326	km 7/13
-33	0.63								
0661333-044	0.63	~	~						
-044	0.63	GC11020	0.12						
-044	0.72	GC11020	0.12		90	103#	25 14326	20:56 14326	km 7/13

* Calibration standards are prepared daily at 0.0, 0.5, 1.0, 3.0, and 5.0 ppb. See SOP for preparation instructions.
 **ICV is prepared daily at a concentration of 2.0 ppb. See SOP for preparation instructions.
 CONTROL# 30.0011-0601A



DataPack™

Lot No. D048-540
Revised: 09/12/05

Trace Metals in Soil

Catalog No. 540

Certification

Parameter	Total	Certified	Performance
	Concentration ¹ (mg/Kg)	Value ² (mg/Kg)	Acceptance Limits™ ³ (mg/Kg)
Method 3050 HNO₃, H₂O₂, HCL			
aluminum	55800*	7590	4390 - 10800
antimony	194	77.5	D.L. - 173
arsenic	90.3	80.9	64.5 - 97.3
barium	810*	158	128 - 184
beryllium	157	143	117 - 169
boron	144	96.6	54.0 - 139
cadmium	264	233	188 - 277
calcium	10500*	4320	3420 - 5220
chromium	73.9	60.8	47.7 - 73.8
cobalt	74.3	68.6	56.1 - 81.1
copper	144	131	108 - 154
iron	24400*	14400	7420 - 21400
lead	96.8	76.8	61.9 - 91.8
magnesium	3780*	2220	1740 - 2730
manganese	579	304	243 - 365
mercury	3.66	3.60	2.45 - 4.75
molybdenum	70.1	58.4	46.3 - 70.5
nickel	61.2	49.6	40.4 - 58.8
potassium	32500*	2380	1700 - 3060
selenium	94.9	82.9	62.6 - 103
silver	89.6	80.0	49.0 - 111
sodium	14900*	456	254 - 658
strontium	327	113	90.1 - 136
thallium	178	158	119 - 197
tin	199	175	122 - 228
titanium	3100*	281	111 - 451
vanadium	111	72.4	51.7 - 93.0
zinc	140	116	90.5 - 141

6E04038

Parameter	Total	Certified	Performance
	Concentration ¹ mg/Kg	Value ² mg/Kg	Acceptance Limits™ ³ mg/Kg
Method 3050 HNO₃, H₂O₂			
aluminum	55800*	8250	4770 - 11700
antimony	194	62.2	D.L. - 171
arsenic	90.3	79.8	61.2 - 98.4
barium	810*	159	125 - 193
beryllium	157	148	114 - 182
boron	144	97.8	64.4 - 131
cadmium	264	240	191 - 289
calcium	10500*	4450	3450 - 5450
chromium	73.9	57.9	45.3 - 70.5
cobalt	74.3	68.3	54.9 - 81.7
copper	144	131	108 - 156
iron	24400*	12700	7300 - 18000
lead	96.8	79.3	62.4 - 96.2
magnesium	3780*	2420	1800 - 3040
manganese	579	305	240 - 371
mercury	3.66	3.60	2.45 - 4.75
molybdenum	70.1	56.7	45.7 - 73.7
nickel	61.2	51.8	40.4 - 58.8
potassium	32500*	2380	1700 - 3060
selenium	94.9	82.9	62.6 - 103
silver	89.6	80.0	49.0 - 111
sodium	14900*	456	254 - 658
strontium	327	113	90.1 - 136
thallium	178	158	119 - 197
tin	199	175	122 - 228
titanium	3100*	213	111 - 451
vanadium	111	66.9	51.7 - 93.0
zinc	140	116	90.5 - 141



Semi-Volatile Organics Data Package

Semi-Volatile Organics Sample Data

ESS Laboratory

Division of Thielsch Engineering, Inc.

CERTIFICATE OF ANALYSIS

Client Name: MACTEC Engineering & Consulting, Inc.
Client Project ID: Providence Gorham Site
Client Sample ID: SS-SI34 B1
Date Sampled: 07/13/06 10:00
Percent Solids: 82
Initial Volume: 20.8
Final Volume: 1
Extraction Method: 3541

ESS Laboratory Work Order: 0607164
ESS Laboratory Sample ID: 0607164-01
Sample Matrix: Soil
Analyst: VSC
Prepared: 07/14/06

8270C Polynuclear Aromatic Hydrocarbons

<u>Analyte</u>	<u>Results</u>	<u>Units</u>	<u>MRL</u>	<u>DF</u>	<u>Analyzed</u>
1-Methylnaphthalene	ND	ug/Kg dry	586	1	07/15/06
2-Methylnaphthalene	ND	ug/Kg dry	586	1	07/15/06
Acenaphthene	ND	ug/Kg dry	586	1	07/15/06
Acenaphthylene	ND	ug/Kg dry	586	1	07/15/06
Anthracene	ND	ug/Kg dry	586	1	07/15/06
Benzo(a)anthracene	ND	ug/Kg dry	586	1	07/15/06
Benzo(a)pyrene	ND	ug/Kg dry	586	1	07/15/06
Benzo(b)fluoranthene	ND	ug/Kg dry	586	1	07/15/06
Benzo(g,h,i)perylene	ND	ug/Kg dry	586	1	07/15/06
Benzo(k)fluoranthene	ND	ug/Kg dry	586	1	07/15/06
Chrysene	ND	ug/Kg dry	586	1	07/15/06
Dibenzo(a,h)Anthracene	ND	ug/Kg dry	586	1	07/15/06
Fluoranthene	ND	ug/Kg dry	586	1	07/15/06
Fluorene	ND	ug/Kg dry	586	1	07/15/06
Indeno(1,2,3-cd)Pyrene	ND	ug/Kg dry	586	1	07/15/06
Naphthalene	ND	ug/Kg dry	586	1	07/15/06
Phenanthrene	ND	ug/Kg dry	586	1	07/15/06
Pyrene	ND	ug/Kg dry	586	1	07/15/06

	<u>%Recovery</u>	<u>Qualifier</u>	<u>Limits</u>
Surrogate: 1,2-Dichlorobenzene-d4	74 %		30-130
Surrogate: 2-Fluorobiphenyl	73 %		30-130
Surrogate: Nitrobenzene-d5	69 %		30-130
Surrogate: p-Terphenyl-d14	67 %		30-130

ESS Laboratory

Division of Thielsch Engineering, Inc.

CERTIFICATE OF ANALYSIS

Client Name: MACTEC Engineering & Consulting, Inc.
Client Project ID: Providence Gorham Site
Client Sample ID: SS-SI35 S100
Date Sampled: 07/13/06 10:15
Percent Solids: 85
Initial Volume: 20.1
Final Volume: 1
Extraction Method: 3541

ESS Laboratory Work Order: 0607164
ESS Laboratory Sample ID: 0607164-02
Sample Matrix: Soil
Analyst: VSC
Prepared: 07/14/06

8270C Polynuclear Aromatic Hydrocarbons

<u>Analyte</u>	<u>Results</u>	<u>Units</u>	<u>MRL</u>	<u>DF</u>	<u>Analyzed</u>
1-Methylnaphthalene	ND	ug/Kg dry	585	1	07/15/06
2-Methylnaphthalene	ND	ug/Kg dry	585	1	07/15/06
Acenaphthene	ND	ug/Kg dry	585	1	07/15/06
Acenaphthylene	ND	ug/Kg dry	585	1	07/15/06
Anthracene	ND	ug/Kg dry	585	1	07/15/06
Benzo(a)anthracene	1020	ug/Kg dry	585	1	07/15/06
Benzo(a)pyrene	1010	ug/Kg dry	585	1	07/15/06
Benzo(b)fluoranthene	1040	ug/Kg dry	585	1	07/15/06
Benzo(g,h,i)perylene	ND	ug/Kg dry	585	1	07/15/06
Benzo(k)fluoranthene	744	ug/Kg dry	585	1	07/15/06
Chrysene	1090	ug/Kg dry	585	1	07/15/06
Dibenzo(a,h)Anthracene	ND	ug/Kg dry	585	1	07/15/06
Fluoranthene	2220	ug/Kg dry	585	1	07/15/06
Fluorene	ND	ug/Kg dry	585	1	07/15/06
Indeno(1,2,3-cd)Pyrene	ND	ug/Kg dry	585	1	07/15/06
Naphthalene	ND	ug/Kg dry	585	1	07/15/06
Phenanthrene	1680	ug/Kg dry	585	1	07/15/06
Pyrene	1780	ug/Kg dry	585	1	07/15/06

	<u>%Recovery</u>	<u>Qualifier</u>	<u>Limits</u>
Surrogate: 1,2-Dichlorobenzene-d4	54 %		30-130
Surrogate: 2-Fluorobiphenyl	56 %		30-130
Surrogate: Nitrobenzene-d5	52 %		30-130
Surrogate: p-Terphenyl-d14	53 %		30-130

ESS Laboratory

Division of Thielsch Engineering, Inc.

CERTIFICATE OF ANALYSIS

Client Name: MACTEC Engineering & Consulting, Inc.
Client Project ID: Providence Gorham Site
Client Sample ID: SS-SI35 S105
Date Sampled: 07/13/06 10:15
Percent Solids: 94
Initial Volume: 19.8
Final Volume: 1
Extraction Method: 3541

ESS Laboratory Work Order: 0607164
ESS Laboratory Sample ID: 0607164-03
Sample Matrix: Soil
Analyst: VSC
Prepared: 07/14/06

8270C Polynuclear Aromatic Hydrocarbons

<u>Analyte</u>	<u>Results</u>	<u>Units</u>	<u>MRL</u>	<u>DF</u>	<u>Analyzed</u>
1-Methylnaphthalene	ND	ug/Kg dry	537	1	07/15/06
2-Methylnaphthalene	ND	ug/Kg dry	537	1	07/15/06
Acenaphthene	ND	ug/Kg dry	537	1	07/15/06
Acenaphthylene	ND	ug/Kg dry	537	1	07/15/06
Anthracene	582	ug/Kg dry	537	1	07/15/06
Benzo(a)anthracene	1420	ug/Kg dry	537	1	07/15/06
Benzo(a)pyrene	1390	ug/Kg dry	537	1	07/15/06
Benzo(b)fluoranthene	1230	ug/Kg dry	537	1	07/15/06
Benzo(g,h,i)perylene	587	ug/Kg dry	537	1	07/15/06
Benzo(k)fluoranthene	1150	ug/Kg dry	537	1	07/15/06
Chrysene	1530	ug/Kg dry	537	1	07/15/06
Dibenzo(a,h)Anthracene	ND	ug/Kg dry	537	1	07/15/06
Fluoranthene	3010	ug/Kg dry	537	1	07/15/06
Fluorene	ND	ug/Kg dry	537	1	07/15/06
Indeno(1,2,3-cd)Pyrene	614	ug/Kg dry	537	1	07/15/06
Naphthalene	ND	ug/Kg dry	537	1	07/15/06
Phenanthrene	2270	ug/Kg dry	537	1	07/15/06
Pyrene	ND	ug/Kg dry	537	1	07/15/06

	<u>%Recovery</u>	<u>Qualifier</u>	<u>Limits</u>
Surrogate: 1,2-Dichlorobenzene-d4	64 %		30-130
Surrogate: 2-Fluorobiphenyl	67 %		30-130
Surrogate: Nitrobenzene-d5	62 %		30-130
Surrogate: p-Terphenyl-d14	60 %		30-130

ESS Laboratory

Division of Thielsch Engineering, Inc.

CERTIFICATE OF ANALYSIS

Client Name: MACTEC Engineering & Consulting, Inc.
Client Project ID: Providence Gorham Site
Client Sample ID: SS-SI51 S100
Date Sampled: 07/13/06 12:00
Percent Solids: 87
Initial Volume: 20.7
Final Volume: 1
Extraction Method: 3541

ESS Laboratory Work Order: 0607164
ESS Laboratory Sample ID: 0607164-04
Sample Matrix: Soil
Analyst: VSC
Prepared: 07/14/06

8270C Polynuclear Aromatic Hydrocarbons

<u>Analyte</u>	<u>Results</u>	<u>Units</u>	<u>MRL</u>	<u>DF</u>	<u>Analyzed</u>
1-Methylnaphthalene	2740	ug/Kg dry	555	1	07/15/06
2-Methylnaphthalene	4070	ug/Kg dry	555	1	07/15/06
Acenaphthene	9920	ug/Kg dry	555	1	07/15/06
Acenaphthylene	3280	ug/Kg dry	555	1	07/15/06
Anthracene	E 19900	ug/Kg dry	555	1	07/15/06
Benzo(a)anthracene	E 89800	ug/Kg dry	555	1	07/15/06
Benzo(a)pyrene	E 29300	ug/Kg dry	555	1	07/15/06
Benzo(b)fluoranthene	E 43500	ug/Kg dry	555	1	07/15/06
Benzo(g,h,i)perylene	E 13500	ug/Kg dry	555	1	07/15/06
Benzo(k)fluoranthene	E ND	ug/Kg dry	555	1	07/15/06
Chrysene	E 53400	ug/Kg dry	555	1	07/15/06
Dibenzo(a,h)Anthracene	6080	ug/Kg dry	555	1	07/15/06
Fluoranthene	E 75500	ug/Kg dry	555	1	07/15/06
Fluorene	E 13100	ug/Kg dry	555	1	07/15/06
Indeno(1,2,3-cd)Pyrene	E 14700	ug/Kg dry	555	1	07/15/06
Naphthalene	6540	ug/Kg dry	555	1	07/15/06
Phenanthrene	E 89100	ug/Kg dry	555	1	07/15/06
Pyrene	E 134000	ug/Kg dry	555	1	07/15/06

	<u>%Recovery</u>	<u>Qualifier</u>	<u>Limits</u>
Surrogate: 1,2-Dichlorobenzene-d4	64 %		30-130
Surrogate: 2-Fluorobiphenyl	67 %		30-130
Surrogate: Nitrobenzene-d5	61 %		30-130
Surrogate: p-Terphenyl-d14	191 %	+	30-130

REVISED

AUG 02 2006

ESS Laboratory

Division of Thielsch Engineering, Inc.

CERTIFICATE OF ANALYSIS

Client Name: MACTEC Engineering & Consulting, Inc.
Client Project ID: Providence Gorham Site
Client Sample ID: SS-SI51 S100
Date Sampled: 07/13/06 12:00
Percent Solids: 87
Initial Volume: 20.7
Final Volume: 1
Extraction Method: 3541

ESS Laboratory Work Order: 0607164
ESS Laboratory Sample ID: 0607164-04RE1
Sample Matrix: Soil
Analyst: ML
Prepared: 07/14/06

8270C Polynuclear Aromatic Hydrocarbons

<u>Analyte</u>	<u>Results</u>	<u>Units</u>	<u>MRL</u>	<u>DF</u>	<u>Analyzed</u>
1-Methylnaphthalene	ND	ug/Kg dry	11100	20	07/18/06
2-Methylnaphthalene	ND	ug/Kg dry	11100	20	07/18/06
Acenaphthene	14700	ug/Kg dry	11100	20	07/18/06
Acenaphthylene	ND	ug/Kg dry	11100	20	07/18/06
Anthracene	34900	ug/Kg dry	11100	20	07/18/06
Benzo(a)anthracene	46700	ug/Kg dry	11100	20	07/18/06
Benzo(a)pyrene	39700	ug/Kg dry	11100	20	07/18/06
Benzo(b)fluoranthene	42000	ug/Kg dry	11100	20	07/18/06
Benzo(g,h,i)perylene	11300	ug/Kg dry	11100	20	07/18/06
Benzo(k)fluoranthene	31600	ug/Kg dry	11100	20	07/18/06
Chrysene	49700	ug/Kg dry	11100	20	07/18/06
Dibenzo(a,h)Anthracene	ND	ug/Kg dry	11100	20	07/18/06
Fluoranthene	106000	ug/Kg dry	11100	20	07/18/06
Fluorene	21200	ug/Kg dry	11100	20	07/18/06
Indeno(1,2,3-cd)Pyrene	13200	ug/Kg dry	11100	20	07/18/06
Naphthalene	ND	ug/Kg dry	11100	20	07/18/06
Phenanthrene	112000	ug/Kg dry	11100	20	07/18/06
Pyrene	84300	ug/Kg dry	11100	20	07/18/06

	<u>%Recovery</u>	<u>Qualifier</u>	<u>Limits</u>
Surrogate: 1,2-Dichlorobenzene-d4	97 %		30-130
Surrogate: 2-Fluorobiphenyl	89 %		30-130
Surrogate: Nitrobenzene-d5	68 %		30-130
Surrogate: p-Terphenyl-d14	85 %		30-130

REVISED

AUG 02 2006

ESS Laboratory

Division of Thielsch Engineering, Inc.

CERTIFICATE OF ANALYSIS

Client Name: MACTEC Engineering & Consulting, Inc.
Client Project ID: Providence Gorham Site
Client Sample ID: SS-SI51 S105
Date Sampled: 07/13/06 12:00
Percent Solids: 87
Initial Volume: 20.9
Final Volume: 1
Extraction Method: 3541

ESS Laboratory Work Order: 0607164
ESS Laboratory Sample ID: 0607164-05
Sample Matrix: Soil
Analyst: VSC
Prepared: 07/14/06

8270C Polynuclear Aromatic Hydrocarbons

<u>Analyte</u>	<u>Results</u>	<u>Units</u>	<u>MRL</u>	<u>DF</u>	<u>Analyzed</u>
1-Methylnaphthalene	1780	ug/Kg dry	550	1	07/15/06
2-Methylnaphthalene	2420	ug/Kg dry	550	1	07/15/06
Acenaphthene	7370	ug/Kg dry	550	1	07/15/06
Acenaphthylene	ND	ug/Kg dry	550	1	07/15/06
Anthracene	E 13200	ug/Kg dry	550	1	07/15/06
Benzo(a)anthracene	E 24100	ug/Kg dry	550	1	07/15/06
Benzo(a)pyrene	E 17100	ug/Kg dry	550	1	07/15/06
Benzo(b)fluoranthene	E 25400	ug/Kg dry	550	1	07/15/06
Benzo(g,h,i)perylene	6950	ug/Kg dry	550	1	07/15/06
Benzo(k)fluoranthene	E ND	ug/Kg dry	550	1	07/15/06
Chrysene	E 18800	ug/Kg dry	550	1	07/15/06
Dibenzo(a,h)Anthracene	3670	ug/Kg dry	550	1	07/15/06
Fluoranthene	E 43700	ug/Kg dry	550	1	07/15/06
Fluorene	7920	ug/Kg dry	550	1	07/15/06
Indeno(1,2,3-cd)Pyrene	7090	ug/Kg dry	550	1	07/15/06
Naphthalene	4170	ug/Kg dry	550	1	07/15/06
Phenanthrene	E 46600	ug/Kg dry	550	1	07/15/06
Pyrene	E 36200	ug/Kg dry	550	1	07/15/06

	<u>%Recovery</u>	<u>Qualifier</u>	<u>Limits</u>
Surrogate: 1,2-Dichlorobenzene-d4	69 %		30-130
Surrogate: 2-Fluorobiphenyl	72 %		30-130
Surrogate: Nitrobenzene-d5	64 %		30-130
Surrogate: p-Terphenyl-d14	82 %		30-130

REVISED

AUG 02 2006

ESS Laboratory

Division of Thielsch Engineering, Inc.

CERTIFICATE OF ANALYSIS

Client Name: MACTEC Engineering & Consulting, Inc.
Client Project ID: Providence Gorham Site
Client Sample ID: SS-SI51 S105
Date Sampled: 07/13/06 12:00
Percent Solids: 87
Initial Volume: 20.9
Final Volume: 1
Extraction Method: 3541

ESS Laboratory Work Order: 0607164
ESS Laboratory Sample ID: 0607164-05RE1
Sample Matrix: Soil
Analyst: ML
Prepared: 07/14/06

8270C Polynuclear Aromatic Hydrocarbons

<u>Analyte</u>	<u>Results</u>	<u>Units</u>	<u>MRL</u>	<u>DF</u>	<u>Analyzed</u>
1-Methylnaphthalene	ND	ug/Kg dry	5500	10	07/18/06
2-Methylnaphthalene	ND	ug/Kg dry	5500	10	07/18/06
Acenaphthene	11800	ug/Kg dry	5500	10	07/18/06
Acenaphthylene	ND	ug/Kg dry	5500	10	07/18/06
Anthracene	20400	ug/Kg dry	5500	10	07/18/06
Benzo(a)anthracene	31500	ug/Kg dry	5500	10	07/18/06
Benzo(a)pyrene	26500	ug/Kg dry	5500	10	07/18/06
Benzo(b)fluoranthene	29400	ug/Kg dry	5500	10	07/18/06
Benzo(g,h,i)perylene	7840	ug/Kg dry	5500	10	07/18/06
Benzo(k)fluoranthene	21900	ug/Kg dry	5500	10	07/18/06
Chrysene	32100	ug/Kg dry	5500	10	07/18/06
Dibenzo(a,h)Anthracene	ND	ug/Kg dry	5500	10	07/18/06
Fluoranthene	65900	ug/Kg dry	5500	10	07/18/06
Fluorene	12500	ug/Kg dry	5500	10	07/18/06
Indeno(1,2,3-cd)Pyrene	8940	ug/Kg dry	5500	10	07/18/06
Naphthalene	6470	ug/Kg dry	5500	10	07/18/06
Phenanthrene	69300	ug/Kg dry	5500	10	07/18/06
Pyrene	54800	ug/Kg dry	5500	10	07/18/06

	<u>%Recovery</u>	<u>Qualifier</u>	<u>Limits</u>
Surrogate: 1,2-Dichlorobenzene-d4	106 %		30-130
Surrogate: 2-Fluorobiphenyl	108 %		30-130
Surrogate: Nitrobenzene-d5	89 %		30-130
Surrogate: p-Terphenyl-d14	103 %		30-130

REVISED

AUG 02 2006

ESS Laboratory

Division of Thielsch Engineering, Inc.

CERTIFICATE OF ANALYSIS

Client Name: MACTEC Engineering & Consulting, Inc.
Client Project ID: Providence Gorham Site
Client Sample ID: SS-SI36 S100
Date Sampled: 07/13/06 12:15
Percent Solids: 89
Initial Volume: 21
Final Volume: 1
Extraction Method: 3541

ESS Laboratory Work Order: 0607164
ESS Laboratory Sample ID: 0607164-06
Sample Matrix: Soil
Analyst: VSC
Prepared: 07/14/06

8270C Polynuclear Aromatic Hydrocarbons

<u>Analyte</u>	<u>Results</u>	<u>Units</u>	<u>MRL</u>	<u>DF</u>	<u>Analyzed</u>
1-Methylnaphthalene	ND	ug/Kg dry	535	1	07/16/06
2-Methylnaphthalene	ND	ug/Kg dry	535	1	07/16/06
Acenaphthene	2020	ug/Kg dry	535	1	07/16/06
Acenaphthylene	ND	ug/Kg dry	535	1	07/16/06
Anthracene	3680	ug/Kg dry	535	1	07/16/06
Benzo(a)anthracene	7760	ug/Kg dry	535	1	07/16/06
Benzo(a)pyrene	6510	ug/Kg dry	535	1	07/16/06
Benzo(b)fluoranthene	8990	ug/Kg dry	535	1	07/16/06
Benzo(g,h,i)perylene	2140	ug/Kg dry	535	1	07/16/06
Benzo(k)fluoranthene	5270	ug/Kg dry	535	1	07/16/06
Chrysene	7780	ug/Kg dry	535	1	07/16/06
Dibenzo(a,h)Anthracene	968	ug/Kg dry	535	1	07/16/06
Fluoranthene	E 13700	ug/Kg dry	535	1	07/16/06
Fluorene	1990	ug/Kg dry	535	1	07/16/06
Indeno(1,2,3-cd)Pyrene	2310	ug/Kg dry	535	1	07/16/06
Naphthalene	919	ug/Kg dry	535	1	07/16/06
Phenanthrene	E 13800	ug/Kg dry	535	1	07/16/06
Pyrene	E 12500	ug/Kg dry	535	1	07/16/06

	<u>%Recovery</u>	<u>Qualifier</u>	<u>Limits</u>
Surrogate: 1,2-Dichlorobenzene-d4	61 %		30-130
Surrogate: 2-Fluorobiphenyl	64 %		30-130
Surrogate: Nitrobenzene-d5	56 %		30-130
Surrogate: p-Terphenyl-d14	69 %		30-130

REVISED

AUG 02 2006

ESS Laboratory

Division of Thielsch Engineering, Inc.

CERTIFICATE OF ANALYSIS

Client Name: MACTEC Engineering & Consulting, Inc.
Client Project ID: Providence Gorham Site
Client Sample ID: SS-SI36 S100
Date Sampled: 07/13/06 12:15
Percent Solids: 89
Initial Volume: 21
Final Volume: 1
Extraction Method: 3541

ESS Laboratory Work Order: 0607164
ESS Laboratory Sample ID: 0607164-06RE1
Sample Matrix: Soil
Analyst: ML
Prepared: 07/14/06

8270C Polynuclear Aromatic Hydrocarbons

Analyte	Results	Units	MRL	DF	Analyzed
1-Methylnaphthalene	ND	ug/Kg dry	1070	2	07/18/06
2-Methylnaphthalene	ND	ug/Kg dry	1070	2	07/18/06
Acenaphthene	1920	ug/Kg dry	1070	2	07/18/06
Acenaphthylene	ND	ug/Kg dry	1070	2	07/18/06
Anthracene	3890	ug/Kg dry	1070	2	07/18/06
Benzo(a)anthracene	7110	ug/Kg dry	1070	2	07/18/06
Benzo(a)pyrene	6460	ug/Kg dry	1070	2	07/18/06
Benzo(b)fluoranthene	7700	ug/Kg dry	1070	2	07/18/06
Benzo(g,h,i)perylene	1870	ug/Kg dry	1070	2	07/18/06
Benzo(k)fluoranthene	4800	ug/Kg dry	1070	2	07/18/06
Chrysene	7470	ug/Kg dry	1070	2	07/18/06
Dibenzo(a,h)Anthracene	ND	ug/Kg dry	1070	2	07/18/06
Fluoranthene	14400	ug/Kg dry	1070	2	07/18/06
Fluorene	1910	ug/Kg dry	1070	2	07/18/06
Indeno(1,2,3-cd)Pyrene	2070	ug/Kg dry	1070	2	07/18/06
Naphthalene	ND	ug/Kg dry	1070	2	07/18/06
Phenanthrene	13600	ug/Kg dry	1070	2	07/18/06
Pyrene	12300	ug/Kg dry	1070	2	07/18/06

	%Recovery	Qualifier	Limits
Surrogate: 1,2-Dichlorobenzene-d4	59 %		30-130
Surrogate: 2-Fluorobiphenyl	64 %		30-130
Surrogate: Nitrobenzene-d5	56 %		30-130
Surrogate: p-Terphenyl-d14	64 %		30-130

REVISED

AUG 02 2006

ESS Laboratory

Division of Thielsch Engineering, Inc.

CERTIFICATE OF ANALYSIS

Client Name: MACTEC Engineering & Consulting, Inc.
Client Project ID: Providence Gorham Site
Client Sample ID: SS-SI36 S105
Date Sampled: 07/13/06 12:15
Percent Solids: 90
Initial Volume: 19.8
Final Volume: 1
Extraction Method: 3541

ESS Laboratory Work Order: 0607164
ESS Laboratory Sample ID: 0607164-07
Sample Matrix: Soil
Analyst: VSC
Prepared: 07/14/06

8270C Polynuclear Aromatic Hydrocarbons

<u>Analyte</u>	<u>Results</u>	<u>Units</u>	<u>MRL</u>	<u>DF</u>	<u>Analyzed</u>
1-Methylnaphthalene	946	ug/Kg dry	561	1	07/16/06
2-Methylnaphthalene	1310	ug/Kg dry	561	1	07/16/06
Acenaphthene	2460	ug/Kg dry	561	1	07/16/06
Acenaphthylene	567	ug/Kg dry	561	1	07/16/06
Anthracene	3790	ug/Kg dry	561	1	07/16/06
Benzo(a)anthracene	6690	ug/Kg dry	561	1	07/16/06
Benzo(a)pyrene	6200	ug/Kg dry	561	1	07/16/06
Benzo(b)fluoranthene	7450	ug/Kg dry	561	1	07/16/06
Benzo(g,h,i)perylene	1980	ug/Kg dry	561	1	07/16/06
Benzo(k)fluoranthene	2980	ug/Kg dry	561	1	07/16/06
Chrysene	6580	ug/Kg dry	561	1	07/16/06
Dibenzo(a,h)Anthracene	1030	ug/Kg dry	561	1	07/16/06
Fluoranthene	E 13300	ug/Kg dry	561	1	07/16/06
Fluorene	2870	ug/Kg dry	561	1	07/16/06
Indeno(1,2,3-cd)Pyrene	2100	ug/Kg dry	561	1	07/16/06
Naphthalene	2700	ug/Kg dry	561	1	07/16/06
Phenanthrene	E 14700	ug/Kg dry	561	1	07/16/06
Pyrene	E 11400	ug/Kg dry	561	1	07/16/06

	<u>%Recovery</u>	<u>Qualifier</u>	<u>Limits</u>
Surrogate: 1,2-Dichlorobenzene-d4	74 %		30-130
Surrogate: 2-Fluorobiphenyl	77 %		30-130
Surrogate: Nitrobenzene-d5	71 %		30-130
Surrogate: p-Terphenyl-d14	76 %		30-130

REVISED

AUG 02 2006

ESS Laboratory

Division of Thielsch Engineering, Inc.

CERTIFICATE OF ANALYSIS

Client Name: MACTEC Engineering & Consulting, Inc.
Client Project ID: Providence Gorham Site
Client Sample ID: SS-SI36 S105
Date Sampled: 07/13/06 12:15
Percent Solids: 90
Initial Volume: 19.8
Final Volume: 1
Extraction Method: 3541

ESS Laboratory Work Order: 0607164
ESS Laboratory Sample ID: 0607164-07RE1
Sample Matrix: Soil
Analyst: VSC
Prepared: 07/14/06

8270C Polynuclear Aromatic Hydrocarbons

<u>Analyte</u>	<u>Results</u>	<u>Units</u>	<u>MRL</u>	<u>DF</u>	<u>Analyzed</u>
1-Methylnaphthalene	ND	ug/Kg dry	1120	2	07/19/06
2-Methylnaphthalene	1260	ug/Kg dry	1120	2	07/19/06
Acenaphthene	2410	ug/Kg dry	1120	2	07/19/06
Acenaphthylene	ND	ug/Kg dry	1120	2	07/19/06
Anthracene	3690	ug/Kg dry	1120	2	07/19/06
Benzo(a)anthracene	6560	ug/Kg dry	1120	2	07/19/06
Benzo(a)pyrene	5960	ug/Kg dry	1120	2	07/19/06
Benzo(b)fluoranthene	6250	ug/Kg dry	1120	2	07/19/06
Benzo(g,h,i)perylene	2710	ug/Kg dry	1120	2	07/19/06
Benzo(k)fluoranthene	2740	ug/Kg dry	1120	2	07/19/06
Chrysene	6500	ug/Kg dry	1120	2	07/19/06
Dibenzo(a,h)Anthracene	ND	ug/Kg dry	1120	2	07/19/06
Fluoranthene	12900	ug/Kg dry	1120	2	07/19/06
Fluorene	2760	ug/Kg dry	1120	2	07/19/06
Indeno(1,2,3-cd)Pyrene	2910	ug/Kg dry	1120	2	07/19/06
Naphthalene	2650	ug/Kg dry	1120	2	07/19/06
Phenanthrene	14700	ug/Kg dry	1120	2	07/19/06
Pyrene	11700	ug/Kg dry	1120	2	07/19/06

	<u>%Recovery</u>	<u>Qualifier</u>	<u>Limits</u>
Surrogate: 1,2-Dichlorobenzene-d4	73 %		30-130
Surrogate: 2-Fluorobiphenyl	77 %		30-130
Surrogate: Nitrobenzene-d5	70 %		30-130
Surrogate: p-Terphenyl-d14	72 %		30-130

REVISED

AUG 02 2006

ESS Laboratory

Division of Thielsch Engineering, Inc.

CERTIFICATE OF ANALYSIS

Client Name: MACTEC Engineering & Consulting, Inc.
Client Project ID: Providence Gorham Site
Client Sample ID: SS-SI37 S100
Date Sampled: 07/13/06 12:30
Percent Solids: 83
Initial Volume: 19.4
Final Volume: 1
Extraction Method: 3541

ESS Laboratory Work Order: 0607164
ESS Laboratory Sample ID: 0607164-08
Sample Matrix: Soil
Analyst: VSC
Prepared: 07/14/06

8270C Polynuclear Aromatic Hydrocarbons

Analyte	Results	Units	MRL	DF	Analyzed
1-Methylnaphthalene	ND	ug/Kg dry	621	1	07/16/06
2-Methylnaphthalene	807	ug/Kg dry	621	1	07/16/06
Acenaphthene	2610	ug/Kg dry	621	1	07/16/06
Acenaphthylene	ND	ug/Kg dry	621	1	07/16/06
Anthracene	4730	ug/Kg dry	621	1	07/16/06
Benzo(a)anthracene	9030	ug/Kg dry	621	1	07/16/06
Benzo(a)pyrene	7650	ug/Kg dry	621	1	07/16/06
Benzo(b)fluoranthene	10100	ug/Kg dry	621	1	07/16/06
Benzo(g,h,i)perylene	2830	ug/Kg dry	621	1	07/16/06
Benzo(k)fluoranthene	7080	ug/Kg dry	621	1	07/16/06
Chrysene	8710	ug/Kg dry	621	1	07/16/06
Dibenzo(a,h)Anthracene	1170	ug/Kg dry	621	1	07/16/06
Fluoranthene	E 16200	ug/Kg dry	621	1	07/16/06
Fluorene	2780	ug/Kg dry	621	1	07/16/06
Indeno(1,2,3-cd)Pyrene	2940	ug/Kg dry	621	1	07/16/06
Naphthalene	1530	ug/Kg dry	621	1	07/16/06
Phenanthrene	E 17800	ug/Kg dry	621	1	07/16/06
Pyrene	E 15100	ug/Kg dry	621	1	07/16/06

	%Recovery	Qualifier	Limits
Surrogate: 1,2-Dichlorobenzene-d4	65 %		30-130
Surrogate: 2-Fluorobiphenyl	67 %		30-130
Surrogate: Nitrobenzene-d5	61 %		30-130
Surrogate: p-Terphenyl-d14	69 %		30-130

REVISED

AUG 02 2006

ESS Laboratory

Division of Thielsch Engineering, Inc.

CERTIFICATE OF ANALYSIS

Client Name: MACTEC Engineering & Consulting, Inc.
Client Project ID: Providence Gorham Site
Client Sample ID: SS-SI37 S100
Date Sampled: 07/13/06 12:30
Percent Solids: 83
Initial Volume: 19.4
Final Volume: 1
Extraction Method: 3541

ESS Laboratory Work Order: 0607164
ESS Laboratory Sample ID: 0607164-08RE1
Sample Matrix: Soil
Analyst: VSC
Prepared: 07/14/06

8270C Polynuclear Aromatic Hydrocarbons

<u>Analyte</u>	<u>Results</u>	<u>Units</u>	<u>MRL</u>	<u>DF</u>	<u>Analyzed</u>
1-Methylnaphthalene	ND	ug/Kg dry	1240	2	07/19/06
2-Methylnaphthalene	ND	ug/Kg dry	1240	2	07/19/06
Acenaphthene	2540	ug/Kg dry	1240	2	07/19/06
Acenaphthylene	ND	ug/Kg dry	1240	2	07/19/06
Anthracene	4700	ug/Kg dry	1240	2	07/19/06
Benzo(a)anthracene	8560	ug/Kg dry	1240	2	07/19/06
Benzo(a)pyrene	7290	ug/Kg dry	1240	2	07/19/06
Benzo(b)fluoranthene	7490	ug/Kg dry	1240	2	07/19/06
Benzo(g,h,i)perylene	1990	ug/Kg dry	1240	2	07/19/06
Benzo(k)fluoranthene	5620	ug/Kg dry	1240	2	07/19/06
Chrysene	8640	ug/Kg dry	1240	2	07/19/06
Dibenzo(a,h)Anthracene	ND	ug/Kg dry	1240	2	07/19/06
Fluoranthene	15300	ug/Kg dry	1240	2	07/19/06
Fluorene	2670	ug/Kg dry	1240	2	07/19/06
Indeno(1,2,3-cd)Pyrene	2290	ug/Kg dry	1240	2	07/19/06
Naphthalene	1460	ug/Kg dry	1240	2	07/19/06
Phenanthrene	17300	ug/Kg dry	1240	2	07/19/06
Pyrene	14400	ug/Kg dry	1240	2	07/19/06

	<u>%Recovery</u>	<u>Qualifier</u>	<u>Limits</u>
Surrogate: 1,2-Dichlorobenzene-d4	62 %		30-130
Surrogate: 2-Fluorobiphenyl	64 %		30-130
Surrogate: Nitrobenzene-d5	59 %		30-130
Surrogate: p-Terphenyl-d14	62 %		30-130

REVISED

AUG 02 2006

ESS Laboratory

Division of Thielsch Engineering, Inc.

CERTIFICATE OF ANALYSIS

Client Name: MACTEC Engineering & Consulting, Inc.
Client Project ID: Providence Gorham Site
Client Sample ID: SS-SI37 S105
Date Sampled: 07/13/06 12:30
Percent Solids: 83
Initial Volume: 21
Final Volume: 1
Extraction Method: 3541

ESS Laboratory Work Order: 0607164
ESS Laboratory Sample ID: 0607164-09
Sample Matrix: Soil
Analyst: VSC
Prepared: 07/14/06

8270C Polynuclear Aromatic Hydrocarbons

<u>Analyte</u>	<u>Results</u>	<u>Units</u>	<u>MRL</u>	<u>DF</u>	<u>Analyzed</u>
1-Methylnaphthalene	827	ug/Kg dry	574	1	07/16/06
2-Methylnaphthalene	1110	ug/Kg dry	574	1	07/16/06
Acenaphthene	3730	ug/Kg dry	574	1	07/16/06
Acenaphthylene	ND	ug/Kg dry	574	1	07/16/06
Anthracene	6430	ug/Kg dry	574	1	07/16/06
Benzo(a)anthracene	E 13700	ug/Kg dry	574	1	07/16/06
Benzo(a)pyrene	E 11600	ug/Kg dry	574	1	07/16/06
Benzo(b)fluoranthene	E 14200	ug/Kg dry	574	1	07/16/06
Benzo(g,h,i)perylene	4770	ug/Kg dry	574	1	07/16/06
Benzo(k)fluoranthene	E ND	ug/Kg dry	574	1	07/16/06
Chrysene	E 12200	ug/Kg dry	574	1	07/16/06
Dibenzo(a,h)Anthracene	2090	ug/Kg dry	574	1	07/16/06
Fluoranthene	E 22500	ug/Kg dry	574	1	07/16/06
Fluorene	3850	ug/Kg dry	574	1	07/16/06
Indeno(1,2,3-cd)Pyrene	4930	ug/Kg dry	574	1	07/16/06
Naphthalene	2390	ug/Kg dry	574	1	07/16/06
Phenanthrene	E 27100	ug/Kg dry	574	1	07/16/06
Pyrene	E 23700	ug/Kg dry	574	1	07/16/06

	<u>%Recovery</u>	<u>Qualifier</u>	<u>Limits</u>
Surrogate: 1,2-Dichlorobenzene-d4	63 %		30-130
Surrogate: 2-Fluorobiphenyl	67 %		30-130
Surrogate: Nitrobenzene-d5	60 %		30-130
Surrogate: p-Terphenyl-d14	79 %		30-130

REVISED

AUG 02 2006

ESS Laboratory

Division of Thielsch Engineering, Inc.

CERTIFICATE OF ANALYSIS

Client Name: MACTEC Engineering & Consulting, Inc.
Client Project ID: Providence Gorham Site
Client Sample ID: SS-SI37 S105
Date Sampled: 07/13/06 12:30
Percent Solids: 83
Initial Volume: 21
Final Volume: 1
Extraction Method: 3541

ESS Laboratory Work Order: 0607164
ESS Laboratory Sample ID: 0607164-09RE1
Sample Matrix: Soil
Analyst: VSC
Prepared: 07/14/06

8270C Polynuclear Aromatic Hydrocarbons

Analyte	Results	Units	MRL	DF	Analyzed
1-Methylnaphthalene	ND	ug/Kg dry	2870	5	07/19/06
2-Methylnaphthalene	ND	ug/Kg dry	2870	5	07/19/06
Acenaphthene	3890	ug/Kg dry	2870	5	07/19/06
Acenaphthylene	ND	ug/Kg dry	2870	5	07/19/06
Anthracene	7670	ug/Kg dry	2870	5	07/19/06
Benzo(a)anthracene	13000	ug/Kg dry	2870	5	07/19/06
Benzo(a)pyrene	11800	ug/Kg dry	2870	5	07/19/06
Benzo(b)fluoranthene	11200	ug/Kg dry	2870	5	07/19/06
Benzo(g,h,i)perylene	3550	ug/Kg dry	2870	5	07/19/06
Benzo(k)fluoranthene	9190	ug/Kg dry	2870	5	07/19/06
Chrysene	13700	ug/Kg dry	2870	5	07/19/06
Dibenzo(a,h)Anthracene	ND	ug/Kg dry	2870	5	07/19/06
Fluoranthene	25000	ug/Kg dry	2870	5	07/19/06
Fluorene	4210	ug/Kg dry	2870	5	07/19/06
Indeno(1,2,3-cd)Pyrene	4160	ug/Kg dry	2870	5	07/19/06
Naphthalene	ND	ug/Kg dry	2870	5	07/19/06
Phenanthrene	26500	ug/Kg dry	2870	5	07/19/06
Pyrene	23000	ug/Kg dry	2870	5	07/19/06

	%Recovery	Qualifier	Limits
Surrogate: 1,2-Dichlorobenzene-d4	66 %		30-130
Surrogate: 2-Fluorobiphenyl	70 %		30-130
Surrogate: Nitrobenzene-d5	61 %		30-130
Surrogate: p-Terphenyl-d14	70 %		30-130

REVISED

AUG 02 2006

ESS Laboratory

Division of Thielsch Engineering, Inc.

CERTIFICATE OF ANALYSIS

Client Name: MACTEC Engineering & Consulting, Inc.
Client Project ID: Providence Gorham Site
Client Sample ID: SS-SI38 B1
Date Sampled: 07/13/06 13:15
Percent Solids: 81
Initial Volume: 20.4
Final Volume: 1
Extraction Method: 3541

ESS Laboratory Work Order: 0607164
ESS Laboratory Sample ID: 0607164-10
Sample Matrix: Soil
Analyst: VSC
Prepared: 07/14/06

8270C Polynuclear Aromatic Hydrocarbons

<u>Analyte</u>	<u>Results</u>	<u>Units</u>	<u>MRL</u>	<u>DF</u>	<u>Analyzed</u>
1-Methylnaphthalene	ND	ug/Kg dry	605	1	07/15/06
2-Methylnaphthalene	ND	ug/Kg dry	605	1	07/15/06
Acenaphthene	ND	ug/Kg dry	605	1	07/15/06
Acenaphthylene	ND	ug/Kg dry	605	1	07/15/06
Anthracene	ND	ug/Kg dry	605	1	07/15/06
Benzo(a)anthracene	ND	ug/Kg dry	605	1	07/15/06
Benzo(a)pyrene	ND	ug/Kg dry	605	1	07/15/06
Benzo(b)fluoranthene	ND	ug/Kg dry	605	1	07/15/06
Benzo(g,h,i)perylene	ND	ug/Kg dry	605	1	07/15/06
Benzo(k)fluoranthene	ND	ug/Kg dry	605	1	07/15/06
Chrysene	ND	ug/Kg dry	605	1	07/15/06
Dibenzo(a,h)Anthracene	ND	ug/Kg dry	605	1	07/15/06
Fluoranthene	ND	ug/Kg dry	605	1	07/15/06
Fluorene	ND	ug/Kg dry	605	1	07/15/06
Indeno(1,2,3-cd)Pyrene	ND	ug/Kg dry	605	1	07/15/06
Naphthalene	ND	ug/Kg dry	605	1	07/15/06
Phenanthrene	ND	ug/Kg dry	605	1	07/15/06
Pyrene	ND	ug/Kg dry	605	1	07/15/06

	<u>%Recovery</u>	<u>Qualifier</u>	<u>Limits</u>
Surrogate: 1,2-Dichlorobenzene-d4	73 %		30-130
Surrogate: 2-Fluorobiphenyl	72 %		30-130
Surrogate: Nitrobenzene-d5	68 %		30-130
Surrogate: p-Terphenyl-d14	69 %		30-130

ESS Laboratory

Division of Thielsch Engineering, Inc.

CERTIFICATE OF ANALYSIS

Client Name: MACTEC Engineering & Consulting, Inc.
Client Project ID: Providence Gorham Site
Client Sample ID: SS-SI38 S1 DUP
Date Sampled: 07/13/06 13:15
Percent Solids: 83
Initial Volume: 20.2
Final Volume: 1
Extraction Method: 3541

ESS Laboratory Work Order: 0607164
ESS Laboratory Sample ID: 0607164-11
Sample Matrix: Soil
Analyst: VSC
Prepared: 07/14/06

8270C Polynuclear Aromatic Hydrocarbons

<u>Analyte</u>	<u>Results</u>	<u>Units</u>	<u>MRL</u>	<u>DF</u>	<u>Analyzed</u>
1-Methylnaphthalene	ND	ug/Kg dry	596	1	07/15/06
2-Methylnaphthalene	ND	ug/Kg dry	596	1	07/15/06
Acenaphthene	ND	ug/Kg dry	596	1	07/15/06
Acenaphthylene	ND	ug/Kg dry	596	1	07/15/06
Anthracene	ND	ug/Kg dry	596	1	07/15/06
Benzo(a)anthracene	ND	ug/Kg dry	596	1	07/15/06
Benzo(a)pyrene	ND	ug/Kg dry	596	1	07/15/06
Benzo(b)fluoranthene	ND	ug/Kg dry	596	1	07/15/06
Benzo(g,h,i)perylene	ND	ug/Kg dry	596	1	07/15/06
Benzo(k)fluoranthene	ND	ug/Kg dry	596	1	07/15/06
Chrysene	ND	ug/Kg dry	596	1	07/15/06
Dibenzo(a,h)Anthracene	ND	ug/Kg dry	596	1	07/15/06
Fluoranthene	ND	ug/Kg dry	596	1	07/15/06
Fluorene	ND	ug/Kg dry	596	1	07/15/06
Indeno(1,2,3-cd)Pyrene	ND	ug/Kg dry	596	1	07/15/06
Naphthalene	ND	ug/Kg dry	596	1	07/15/06
Phenanthrene	ND	ug/Kg dry	596	1	07/15/06
Pyrene	ND	ug/Kg dry	596	1	07/15/06

	<u>%Recovery</u>	<u>Qualifier</u>	<u>Limits</u>
Surrogate: 1,2-Dichlorobenzene-d4	82 %		30-130
Surrogate: 2-Fluorobiphenyl	82 %		30-130
Surrogate: Nitrobenzene-d5	77 %		30-130
Surrogate: p-Terphenyl-d14	74 %		30-130

ESS Laboratory

Division of Thielsch Engineering, Inc.

CERTIFICATE OF ANALYSIS

Client Name: MACTEC Engineering & Consulting, Inc.
Client Project ID: Providence Gorham Site
Client Sample ID: SS-SI39 B1
Date Sampled: 07/13/06 13:30
Percent Solids: 80
Initial Volume: 20.6
Final Volume: 1
Extraction Method: 3541

ESS Laboratory Work Order: 0607164
ESS Laboratory Sample ID: 0607164-12
Sample Matrix: Soil
Analyst: VSC
Prepared: 07/14/06

8270C Polynuclear Aromatic Hydrocarbons

<u>Analyte</u>	<u>Results</u>	<u>Units</u>	<u>MRL</u>	<u>DF</u>	<u>Analyzed</u>
1-Methylnaphthalene	ND	ug/Kg dry	607	1	07/15/06
2-Methylnaphthalene	ND	ug/Kg dry	607	1	07/15/06
Acenaphthene	ND	ug/Kg dry	607	1	07/15/06
Acenaphthylene	ND	ug/Kg dry	607	1	07/15/06
Anthracene	ND	ug/Kg dry	607	1	07/15/06
Benzo(a)anthracene	ND	ug/Kg dry	607	1	07/15/06
Benzo(a)pyrene	ND	ug/Kg dry	607	1	07/15/06
Benzo(b)fluoranthene	ND	ug/Kg dry	607	1	07/15/06
Benzo(g,h,i)perylene	ND	ug/Kg dry	607	1	07/15/06
Benzo(k)fluoranthene	ND	ug/Kg dry	607	1	07/15/06
Chrysene	ND	ug/Kg dry	607	1	07/15/06
Dibenzo(a,h)Anthracene	ND	ug/Kg dry	607	1	07/15/06
Fluoranthene	ND	ug/Kg dry	607	1	07/15/06
Fluorene	ND	ug/Kg dry	607	1	07/15/06
Indeno(1,2,3-cd)Pyrene	ND	ug/Kg dry	607	1	07/15/06
Naphthalene	ND	ug/Kg dry	607	1	07/15/06
Phenanthrene	ND	ug/Kg dry	607	1	07/15/06
Pyrene	ND	ug/Kg dry	607	1	07/15/06

	<u>%Recovery</u>	<u>Qualifier</u>	<u>Limits</u>
Surrogate: 1,2-Dichlorobenzene-d4	71 %		30-130
Surrogate: 2-Fluorobiphenyl	71 %		30-130
Surrogate: Nitrobenzene-d5	65 %		30-130
Surrogate: p-Terphenyl-d14	65 %		30-130

ESS Laboratory

Division of Thielsch Engineering, Inc.

CERTIFICATE OF ANALYSIS

Client Name: MACTEC Engineering & Consulting, Inc.
Client Project ID: Providence Gorham Site
Client Sample ID: SS-SI40 B1
Date Sampled: 07/13/06 13:45
Percent Solids: 83
Initial Volume: 19.7
Final Volume: 1
Extraction Method: 3541

ESS Laboratory Work Order: 0607164
ESS Laboratory Sample ID: 0607164-13
Sample Matrix: Soil
Analyst: VSC
Prepared: 07/14/06

8270C Polynuclear Aromatic Hydrocarbons

Analyte	Results	Units	MRL	DF	Analyzed
1-Methylnaphthalene	ND	ug/Kg dry	612	1	07/15/06
2-Methylnaphthalene	ND	ug/Kg dry	612	1	07/15/06
Acenaphthene	ND	ug/Kg dry	612	1	07/15/06
Acenaphthylene	ND	ug/Kg dry	612	1	07/15/06
Anthracene	ND	ug/Kg dry	612	1	07/15/06
Benzo(a)anthracene	796	ug/Kg dry	612	1	07/15/06
Benzo(a)pyrene	791	ug/Kg dry	612	1	07/15/06
Benzo(b)fluoranthene	635	ug/Kg dry	612	1	07/15/06
Benzo(g,h,i)perylene	ND	ug/Kg dry	612	1	07/15/06
Benzo(k)fluoranthene	ND	ug/Kg dry	612	1	07/15/06
Chrysene	820	ug/Kg dry	612	1	07/15/06
Dibenzo(a,h)Anthracene	ND	ug/Kg dry	612	1	07/15/06
Fluoranthene	1860	ug/Kg dry	612	1	07/15/06
Fluorene	ND	ug/Kg dry	612	1	07/15/06
Indeno(1,2,3-cd)Pyrene	ND	ug/Kg dry	612	1	07/15/06
Naphthalene	ND	ug/Kg dry	612	1	07/15/06
Phenanthrene	1480	ug/Kg dry	612	1	07/15/06
Pyrene	1490	ug/Kg dry	612	1	07/15/06

	%Recovery	Qualifier	Limits
Surrogate: 1,2-Dichlorobenzene-d4	59 %		30-130
Surrogate: 2-Fluorobiphenyl	59 %		30-130
Surrogate: Nitrobenzene-d5	55 %		30-130
Surrogate: p-Terphenyl-d14	59 %		30-130

ESS Laboratory

Division of Thielsch Engineering, Inc.

CERTIFICATE OF ANALYSIS

Client Name: MACTEC Engineering & Consulting, Inc.
Client Project ID: Providence Gorham Site
Client Sample ID: SS-SI41 B1
Date Sampled: 07/13/06 14:00
Percent Solids: 32
Initial Volume: 20.4
Final Volume: 1
Extraction Method: 3541

ESS Laboratory Work Order: 0607164
ESS Laboratory Sample ID: 0607164-14
Sample Matrix: Soil
Analyst: VSC
Prepared: 07/14/06

8270C Polynuclear Aromatic Hydrocarbons

<u>Analyte</u>	<u>Results</u>	<u>Units</u>	<u>MRL</u>	<u>DF</u>	<u>Analyzed</u>
1-Methylnaphthalene	ND	ug/Kg dry	1530	1	07/15/06
2-Methylnaphthalene	ND	ug/Kg dry	1530	1	07/15/06
Acenaphthene	ND	ug/Kg dry	1530	1	07/15/06
Acenaphthylene	ND	ug/Kg dry	1530	1	07/15/06
Anthracene	ND	ug/Kg dry	1530	1	07/15/06
Benzo(a)anthracene	ND	ug/Kg dry	1530	1	07/15/06
Benzo(a)pyrene	ND	ug/Kg dry	1530	1	07/15/06
Benzo(b)fluoranthene	ND	ug/Kg dry	1530	1	07/15/06
Benzo(g,h,i)perylene	ND	ug/Kg dry	1530	1	07/15/06
Benzo(k)fluoranthene	ND	ug/Kg dry	1530	1	07/15/06
Chrysene	ND	ug/Kg dry	1530	1	07/15/06
Dibenzo(a,h)Anthracene	ND	ug/Kg dry	1530	1	07/15/06
Fluoranthene	ND	ug/Kg dry	1530	1	07/15/06
Fluorene	ND	ug/Kg dry	1530	1	07/15/06
Indeno(1,2,3-cd)Pyrene	ND	ug/Kg dry	1530	1	07/15/06
Naphthalene	ND	ug/Kg dry	1530	1	07/15/06
Phenanthrene	ND	ug/Kg dry	1530	1	07/15/06
Pyrene	ND	ug/Kg dry	1530	1	07/15/06

	<u>%Recovery</u>	<u>Qualifier</u>	<u>Limits</u>
Surrogate: 1,2-Dichlorobenzene-d4	56 %		30-130
Surrogate: 2-Fluorobiphenyl	60 %		30-130
Surrogate: Nitrobenzene-d5	53 %		30-130
Surrogate: p-Terphenyl-d14	63 %		30-130

ESS Laboratory

Division of Thielsch Engineering, Inc.

CERTIFICATE OF ANALYSIS

Client Name: MACTEC Engineering & Consulting, Inc.
Client Project ID: Providence Gorham Site
Client Sample ID: SS-SI42 B1
Date Sampled: 07/13/06 14:15
Percent Solids: 83
Initial Volume: 19
Final Volume: 1
Extraction Method: 3541

ESS Laboratory Work Order: 0607164
ESS Laboratory Sample ID: 0607164-15
Sample Matrix: Soil
Analyst: VSC
Prepared: 07/17/06

8270C Polynuclear Aromatic Hydrocarbons

<u>Analyte</u>	<u>Results</u>	<u>Units</u>	<u>MRL</u>	<u>DF</u>	<u>Analyzed</u>
1-Methylnaphthalene	ND	ug/Kg dry	634	1	07/18/06
2-Methylnaphthalene	ND	ug/Kg dry	634	1	07/18/06
Acenaphthene	ND	ug/Kg dry	634	1	07/18/06
Acenaphthylene	ND	ug/Kg dry	634	1	07/18/06
Anthracene	ND	ug/Kg dry	634	1	07/18/06
Benzo(a)anthracene	ND	ug/Kg dry	634	1	07/18/06
Benzo(a)pyrene	ND	ug/Kg dry	634	1	07/18/06
Benzo(b)fluoranthene	ND	ug/Kg dry	634	1	07/18/06
Benzo(g,h,i)perylene	ND	ug/Kg dry	634	1	07/18/06
Benzo(k)fluoranthene	ND	ug/Kg dry	634	1	07/18/06
Chrysene	ND	ug/Kg dry	634	1	07/18/06
Dibenzo(a,h)Anthracene	ND	ug/Kg dry	634	1	07/18/06
Fluoranthene	ND	ug/Kg dry	634	1	07/18/06
Fluorene	ND	ug/Kg dry	634	1	07/18/06
Indeno(1,2,3-cd)Pyrene	ND	ug/Kg dry	634	1	07/18/06
Naphthalene	ND	ug/Kg dry	634	1	07/18/06
Phenanthrene	ND	ug/Kg dry	634	1	07/18/06
Pyrene	ND	ug/Kg dry	634	1	07/18/06

	<u>%Recovery</u>	<u>Qualifier</u>	<u>Limits</u>
Surrogate: 1,2-Dichlorobenzene-d4	78 %		30-130
Surrogate: 2-Fluorobiphenyl	77 %		30-130
Surrogate: Nitrobenzene-d5	74 %		30-130
Surrogate: p-Terphenyl-d14	68 %		30-130

ESS Laboratory

Division of Thielsch Engineering, Inc.

CERTIFICATE OF ANALYSIS

Client Name: MACTEC Engineering & Consulting, Inc.
Client Project ID: Providence Gorham Site
Client Sample ID: SS-SI42 DUP
Date Sampled: 07/13/06 14:15
Percent Solids: 82
Initial Volume: 19.2
Final Volume: 1
Extraction Method: 3541

ESS Laboratory Work Order: 0607164
ESS Laboratory Sample ID: 0607164-16
Sample Matrix: Soil
Analyst: VSC
Prepared: 07/14/06

8270C Polynuclear Aromatic Hydrocarbons

Analyte	Results	Units	MRL	DF	Analyzed
1-Methylnaphthalene	ND	ug/Kg dry	635	1	07/15/06
2-Methylnaphthalene	ND	ug/Kg dry	635	1	07/15/06
Acenaphthene	ND	ug/Kg dry	635	1	07/15/06
Acenaphthylene	ND	ug/Kg dry	635	1	07/15/06
Anthracene	ND	ug/Kg dry	635	1	07/15/06
Benzo(a)anthracene	ND	ug/Kg dry	635	1	07/15/06
Benzo(a)pyrene	ND	ug/Kg dry	635	1	07/15/06
Benzo(b)fluoranthene	ND	ug/Kg dry	635	1	07/15/06
Benzo(g,h,i)perylene	ND	ug/Kg dry	635	1	07/15/06
Benzo(k)fluoranthene	ND	ug/Kg dry	635	1	07/15/06
Chrysene	ND	ug/Kg dry	635	1	07/15/06
Dibenzo(a,h)Anthracene	ND	ug/Kg dry	635	1	07/15/06
Fluoranthene	ND	ug/Kg dry	635	1	07/15/06
Fluorene	ND	ug/Kg dry	635	1	07/15/06
Indeno(1,2,3-cd)Pyrene	ND	ug/Kg dry	635	1	07/15/06
Naphthalene	ND	ug/Kg dry	635	1	07/15/06
Phenanthrene	ND	ug/Kg dry	635	1	07/15/06
Pyrene	ND	ug/Kg dry	635	1	07/15/06

	%Recovery	Qualifier	Limits
Surrogate: 1,2-Dichlorobenzene-d4	67 %		30-130
Surrogate: 2-Fluorobiphenyl	64 %		30-130
Surrogate: Nitrobenzene-d5	61 %		30-130
Surrogate: p-Terphenyl-d14	63 %		30-130

ESS Laboratory

Division of Thielsch Engineering, Inc.

CERTIFICATE OF ANALYSIS

Client Name: MACTEC Engineering & Consulting, Inc.
 Client Project ID: Providence Gorham Site
 Client Sample ID: SS-SI43 B1
 Date Sampled: 07/13/06 14:30
 Percent Solids: 89
 Initial Volume: 19.1
 Final Volume: 1
 Extraction Method: 3541

ESS Laboratory Work Order: 0607164
 ESS Laboratory Sample ID: 0607164-17
 Sample Matrix: Soil
 Analyst: VSC
 Prepared: 07/14/06

8270C Polynuclear Aromatic Hydrocarbons

<u>Analyte</u>	<u>Results</u>	<u>Units</u>	<u>MRL</u>	<u>DF</u>	<u>Analyzed</u>
1-Methylnaphthalene	ND	ug/Kg dry	588	1	07/15/06
2-Methylnaphthalene	ND	ug/Kg dry	588	1	07/15/06
Acenaphthene	ND	ug/Kg dry	588	1	07/15/06
Acenaphthylene	ND	ug/Kg dry	588	1	07/15/06
Anthracene	ND	ug/Kg dry	588	1	07/15/06
Benzo(a)anthracene	ND	ug/Kg dry	588	1	07/15/06
Benzo(a)pyrene	ND	ug/Kg dry	588	1	07/15/06
Benzo(b)fluoranthene	ND	ug/Kg dry	588	1	07/15/06
Benzo(g,h,i)perylene	ND	ug/Kg dry	588	1	07/15/06
Benzo(k)fluoranthene	ND	ug/Kg dry	588	1	07/15/06
Chrysene	ND	ug/Kg dry	588	1	07/15/06
Dibenzo(a,h)Anthracene	ND	ug/Kg dry	588	1	07/15/06
Fluoranthene	ND	ug/Kg dry	588	1	07/15/06
Fluorene	ND	ug/Kg dry	588	1	07/15/06
Indeno(1,2,3-cd)Pyrene	ND	ug/Kg dry	588	1	07/15/06
Naphthalene	ND	ug/Kg dry	588	1	07/15/06
Phenanthrene	ND	ug/Kg dry	588	1	07/15/06
Pyrene	ND	ug/Kg dry	588	1	07/15/06

	<u>%Recovery</u>	<u>Qualifier</u>	<u>Limits</u>
Surrogate: 1,2-Dichlorobenzene-d4	67 %		30-130
Surrogate: 2-Fluorobiphenyl	67 %		30-130
Surrogate: Nitrobenzene-d5	63 %		30-130
Surrogate: p-Terphenyl-d14	62 %		30-130

ESS Laboratory

Division of Thielsch Engineering, Inc.

CERTIFICATE OF ANALYSIS

Client Name: MACTEC Engineering & Consulting, Inc.
Client Project ID: Providence Gorham Site
Client Sample ID: SS-SI44 B1
Date Sampled: 07/13/06 15:00
Percent Solids: 78
Initial Volume: 19
Final Volume: 1
Extraction Method: 3541

ESS Laboratory Work Order: 0607164
ESS Laboratory Sample ID: 0607164-18
Sample Matrix: Soil
Analyst: VSC
Prepared: 07/14/06

8270C Polynuclear Aromatic Hydrocarbons

<u>Analyte</u>	<u>Results</u>	<u>Units</u>	<u>MRL</u>	<u>DF</u>	<u>Analyzed</u>
1-Methylnaphthalene	ND	ug/Kg dry	675	1	07/15/06
2-Methylnaphthalene	ND	ug/Kg dry	675	1	07/15/06
Acenaphthene	ND	ug/Kg dry	675	1	07/15/06
Acenaphthylene	ND	ug/Kg dry	675	1	07/15/06
Anthracene	1330	ug/Kg dry	675	1	07/15/06
Benzo(a)anthracene	2540	ug/Kg dry	675	1	07/15/06
Benzo(a)pyrene	2670	ug/Kg dry	675	1	07/15/06
Benzo(b)fluoranthene	2500	ug/Kg dry	675	1	07/15/06
Benzo(g,h,i)perylene	1590	ug/Kg dry	675	1	07/15/06
Benzo(k)fluoranthene	1340	ug/Kg dry	675	1	07/15/06
Chrysene	2750	ug/Kg dry	675	1	07/15/06
Dibenzo(a,h)Anthracene	ND	ug/Kg dry	675	1	07/15/06
Fluoranthene	5930	ug/Kg dry	675	1	07/15/06
Fluorene	ND	ug/Kg dry	675	1	07/15/06
Indeno(1,2,3-cd)Pyrene	1540	ug/Kg dry	675	1	07/15/06
Naphthalene	ND	ug/Kg dry	675	1	07/15/06
Phenanthrene	5140	ug/Kg dry	675	1	07/15/06
Pyrene	5180	ug/Kg dry	675	1	07/15/06

	<u>%Recovery</u>	<u>Qualifier</u>	<u>Limits</u>
Surrogate: 1,2-Dichlorobenzene-d4	74 %		30-130
Surrogate: 2-Fluorobiphenyl	76 %		30-130
Surrogate: Nitrobenzene-d5	69 %		30-130
Surrogate: p-Terphenyl-d14	72 %		30-130

ESS Laboratory

Division of Thielsch Engineering, Inc.

CERTIFICATE OF ANALYSIS

Client Name: MACTEC Engineering & Consulting, Inc.
Client Project ID: Providence Gorham Site
Client Sample ID: SS-SI45 B1
Date Sampled: 07/13/06 15:15
Percent Solids: 84
Initial Volume: 20.4
Final Volume: 1
Extraction Method: 3541

ESS Laboratory Work Order: 0607164
ESS Laboratory Sample ID: 0607164-19
Sample Matrix: Soil
Analyst: VSC
Prepared: 07/14/06

8270C Polynuclear Aromatic Hydrocarbons

<u>Analyte</u>	<u>Results</u>	<u>Units</u>	<u>MRL</u>	<u>DF</u>	<u>Analyzed</u>
1-Methylnaphthalene	ND	ug/Kg dry	584	1	07/15/06
2-Methylnaphthalene	ND	ug/Kg dry	584	1	07/15/06
Acenaphthene	ND	ug/Kg dry	584	1	07/15/06
Acenaphthylene	ND	ug/Kg dry	584	1	07/15/06
Anthracene	ND	ug/Kg dry	584	1	07/15/06
Benzo(a)anthracene	ND	ug/Kg dry	584	1	07/15/06
Benzo(a)pyrene	ND	ug/Kg dry	584	1	07/15/06
Benzo(b)fluoranthene	ND	ug/Kg dry	584	1	07/15/06
Benzo(g,h,i)perylene	ND	ug/Kg dry	584	1	07/15/06
Benzo(k)fluoranthene	ND	ug/Kg dry	584	1	07/15/06
Chrysene	ND	ug/Kg dry	584	1	07/15/06
Dibenzo(a,h)Anthracene	ND	ug/Kg dry	584	1	07/15/06
Fluoranthene	ND	ug/Kg dry	584	1	07/15/06
Fluorene	ND	ug/Kg dry	584	1	07/15/06
Indeno(1,2,3-cd)Pyrene	ND	ug/Kg dry	584	1	07/15/06
Naphthalene	ND	ug/Kg dry	584	1	07/15/06
Phenanthrene	ND	ug/Kg dry	584	1	07/15/06
Pyrene	ND	ug/Kg dry	584	1	07/15/06

	<u>%Recovery</u>	<u>Qualifier</u>	<u>Limits</u>
Surrogate: 1,2-Dichlorobenzene-d4	73 %		30-130
Surrogate: 2-Fluorobiphenyl	70 %		30-130
Surrogate: Nitrobenzene-d5	69 %		30-130
Surrogate: p-Terphenyl-d14	66 %		30-130

ESS Laboratory

Division of Thielsch Engineering, Inc.

CERTIFICATE OF ANALYSIS

Client Name: MACTEC Engineering & Consulting, Inc.
Client Project ID: Providence Gorham Site
Client Sample ID: SS-SI46 B1
Date Sampled: 07/13/06 15:30
Percent Solids: 82
Initial Volume: 20.2
Final Volume: 1
Extraction Method: 3541

ESS Laboratory Work Order: 0607164
ESS Laboratory Sample ID: 0607164-20
Sample Matrix: Soil
Analyst: VSC
Prepared: 07/14/06

8270C Polynuclear Aromatic Hydrocarbons

Analyte	Results	Units	MRL	DF	Analyzed
1-Methylnaphthalene	ND	ug/Kg dry	604	1	07/15/06
2-Methylnaphthalene	ND	ug/Kg dry	604	1	07/15/06
Acenaphthene	ND	ug/Kg dry	604	1	07/15/06
Acenaphthylene	ND	ug/Kg dry	604	1	07/15/06
Anthracene	ND	ug/Kg dry	604	1	07/15/06
Benzo(a)anthracene	ND	ug/Kg dry	604	1	07/15/06
Benzo(a)pyrene	ND	ug/Kg dry	604	1	07/15/06
Benzo(b)fluoranthene	ND	ug/Kg dry	604	1	07/15/06
Benzo(g,h,i)perylene	ND	ug/Kg dry	604	1	07/15/06
Benzo(k)fluoranthene	ND	ug/Kg dry	604	1	07/15/06
Chrysene	ND	ug/Kg dry	604	1	07/15/06
Dibenzo(a,h)Anthracene	ND	ug/Kg dry	604	1	07/15/06
Fluoranthene	ND	ug/Kg dry	604	1	07/15/06
Fluorene	ND	ug/Kg dry	604	1	07/15/06
Indeno(1,2,3-cd)Pyrene	ND	ug/Kg dry	604	1	07/15/06
Naphthalene	ND	ug/Kg dry	604	1	07/15/06
Phenanthrene	ND	ug/Kg dry	604	1	07/15/06
Pyrene	ND	ug/Kg dry	604	1	07/15/06

	%Recovery	Qualifier	Limits
Surrogate: 1,2-Dichlorobenzene-d4	63 %		30-130
Surrogate: 2-Fluorobiphenyl	64 %		30-130
Surrogate: Nitrobenzene-d5	58 %		30-130
Surrogate: p-Terphenyl-d14	60 %		30-130

ESS Laboratory

Division of Thielsch Engineering, Inc.

CERTIFICATE OF ANALYSIS

Client Name: MACTEC Engineering & Consulting, Inc.
 Client Project ID: Providence Gorham Site
 Client Sample ID: SS-SI47 B1
 Date Sampled: 07/13/06 15:45
 Percent Solids: 85
 Initial Volume: 20
 Final Volume: 1
 Extraction Method: 3541

ESS Laboratory Work Order: 0607164
 ESS Laboratory Sample ID: 0607164-21
 Sample Matrix: Soil
 Analyst: VSC
 Prepared: 07/15/06

8270C Polynuclear Aromatic Hydrocarbons

Analyte	Results	Units	MRL	DF	Analyzed
1-Methylnaphthalene	ND	ug/Kg dry	588	1	07/20/06
2-Methylnaphthalene	ND	ug/Kg dry	588	1	07/20/06
Acenaphthene	ND	ug/Kg dry	588	1	07/20/06
Acenaphthylene	ND	ug/Kg dry	588	1	07/20/06
Anthracene	ND	ug/Kg dry	588	1	07/20/06
Benzo(a)anthracene	789	ug/Kg dry	588	1	07/20/06
Benzo(a)pyrene	785	ug/Kg dry	588	1	07/20/06
Benzo(b)fluoranthene	656	ug/Kg dry	588	1	07/20/06
Benzo(g,h,i)perylene	ND	ug/Kg dry	588	1	07/20/06
Benzo(k)fluoranthene	ND	ug/Kg dry	588	1	07/20/06
Chrysene	874	ug/Kg dry	588	1	07/20/06
Dibenzo(a,h)Anthracene	ND	ug/Kg dry	588	1	07/20/06
Fluoranthene	2000	ug/Kg dry	588	1	07/20/06
Fluorene	ND	ug/Kg dry	588	1	07/20/06
Indeno(1,2,3-cd)Pyrene	ND	ug/Kg dry	588	1	07/20/06
Naphthalene	ND	ug/Kg dry	588	1	07/20/06
Phenanthrene	1980	ug/Kg dry	588	1	07/20/06
Pyrene	1650	ug/Kg dry	588	1	07/20/06

	%Recovery	Qualifier	Limits
Surrogate: 1,2-Dichlorobenzene-d4	77 %		30-130
Surrogate: 2-Fluorobiphenyl	77 %		30-130
Surrogate: Nitrobenzene-d5	72 %		30-130
Surrogate: p-Terphenyl-d14	75 %		30-130

ESS Laboratory

Division of Thielsch Engineering, Inc.

CERTIFICATE OF ANALYSIS

Client Name: MACTEC Engineering & Consulting, Inc.
 Client Project ID: Providence Gorham Site
 Client Sample ID: SS-SI48
 Date Sampled: 07/13/06 16:00
 Percent Solids: 67
 Initial Volume: 19.8
 Final Volume: 1
 Extraction Method: 3541

ESS Laboratory Work Order: 0607164
 ESS Laboratory Sample ID: 0607164-22
 Sample Matrix: Soil
 Analyst: VSC
 Prepared: 07/15/06

8270C Polynuclear Aromatic Hydrocarbons

Analyte	Results	Units	MRL	DF	Analyzed
1-Methylnaphthalene	ND	ug/Kg dry	754	1	07/20/06
2-Methylnaphthalene	ND	ug/Kg dry	754	1	07/20/06
Acenaphthene	ND	ug/Kg dry	754	1	07/20/06
Acenaphthylene	ND	ug/Kg dry	754	1	07/20/06
Anthracene	ND	ug/Kg dry	754	1	07/20/06
Benzo(a)anthracene	ND	ug/Kg dry	754	1	07/20/06
Benzo(a)pyrene	ND	ug/Kg dry	754	1	07/20/06
Benzo(b)fluoranthene	ND	ug/Kg dry	754	1	07/20/06
Benzo(g,h,i)perylene	ND	ug/Kg dry	754	1	07/20/06
Benzo(k)fluoranthene	ND	ug/Kg dry	754	1	07/20/06
Chrysene	782	ug/Kg dry	754	1	07/20/06
Dibenzo(a,h)Anthracene	ND	ug/Kg dry	754	1	07/20/06
Fluoranthene	1500	ug/Kg dry	754	1	07/20/06
Fluorene	ND	ug/Kg dry	754	1	07/20/06
Indeno(1,2,3-cd)Pyrene	ND	ug/Kg dry	754	1	07/20/06
Naphthalene	ND	ug/Kg dry	754	1	07/20/06
Phenanthrene	1220	ug/Kg dry	754	1	07/20/06
Pyrene	1320	ug/Kg dry	754	1	07/20/06

	%Recovery	Qualifier	Limits
Surrogate: 1,2-Dichlorobenzene-d4	72 %		30-130
Surrogate: 2-Fluorobiphenyl	74 %		30-130
Surrogate: Nitrobenzene-d5	69 %		30-130
Surrogate: p-Terphenyl-d14	71 %		30-130

ESS Laboratory

Division of Thielsch Engineering, Inc.

CERTIFICATE OF ANALYSIS

Client Name: MACTEC Engineering & Consulting, Inc.
 Client Project ID: Providence Gorham Site
 Client Sample ID: SS-SI49
 Date Sampled: 07/13/06 16:15
 Percent Solids: 91
 Initial Volume: 19.7
 Final Volume: 1
 Extraction Method: 3541

ESS Laboratory Work Order: 0607164
 ESS Laboratory Sample ID: 0607164-23
 Sample Matrix: Soil
 Analyst: VSC
 Prepared: 07/15/06

8270C Polynuclear Aromatic Hydrocarbons

<u>Analyte</u>	<u>Results</u>	<u>Units</u>	<u>MRL</u>	<u>DF</u>	<u>Analyzed</u>
1-Methylnaphthalene	ND	ug/Kg dry	558	1	07/20/06
2-Methylnaphthalene	ND	ug/Kg dry	558	1	07/20/06
Acenaphthene	ND	ug/Kg dry	558	1	07/20/06
Acenaphthylene	ND	ug/Kg dry	558	1	07/20/06
Anthracene	1220	ug/Kg dry	558	1	07/20/06
Benzo(a)anthracene	2880	ug/Kg dry	558	1	07/20/06
Benzo(a)pyrene	2840	ug/Kg dry	558	1	07/20/06
Benzo(b)fluoranthene	3520	ug/Kg dry	558	1	07/20/06
Benzo(g,h,i)perylene	1110	ug/Kg dry	558	1	07/20/06
Benzo(k)fluoranthene	2070	ug/Kg dry	558	1	07/20/06
Chrysene	3050	ug/Kg dry	558	1	07/20/06
Dibenzo(a,h)Anthracene	ND	ug/Kg dry	558	1	07/20/06
Fluoranthene	5360	ug/Kg dry	558	1	07/20/06
Fluorene	ND	ug/Kg dry	558	1	07/20/06
Indeno(1,2,3-cd)Pyrene	1110	ug/Kg dry	558	1	07/20/06
Naphthalene	ND	ug/Kg dry	558	1	07/20/06
Phenanthrene	4410	ug/Kg dry	558	1	07/20/06
Pyrene	5360	ug/Kg dry	558	1	07/20/06

	<u>%Recovery</u>	<u>Qualifier</u>	<u>Limits</u>
Surrogate: 1,2-Dichlorobenzene-d4	73 %		30-130
Surrogate: 2-Fluorobiphenyl	76 %		30-130
Surrogate: Nitrobenzene-d5	75 %		30-130
Surrogate: p-Terphenyl-d14	86 %		30-130

ESS Laboratory

Division of Thielsch Engineering, Inc.

CERTIFICATE OF ANALYSIS

Client Name: MACTEC Engineering & Consulting, Inc.
Client Project ID: Providence Gorham Site
Client Sample ID: SS-SI50
Date Sampled: 07/13/06 16:30
Percent Solids: 82
Initial Volume: 19.8
Final Volume: 1
Extraction Method: 3541

ESS Laboratory Work Order: 0607164
ESS Laboratory Sample ID: 0607164-24
Sample Matrix: Soil
Analyst: VSC
Prepared: 07/15/06

8270C Polynuclear Aromatic Hydrocarbons

<u>Analyte</u>	<u>Results</u>	<u>Units</u>	<u>MRL</u>	<u>DF</u>	<u>Analyzed</u>
1-Methylnaphthalene	ND	ug/Kg dry	616	1	07/20/06
2-Methylnaphthalene	ND	ug/Kg dry	616	1	07/20/06
Acenaphthene	ND	ug/Kg dry	616	1	07/20/06
Acenaphthylene	ND	ug/Kg dry	616	1	07/20/06
Anthracene	ND	ug/Kg dry	616	1	07/20/06
Benzo(a)anthracene	ND	ug/Kg dry	616	1	07/20/06
Benzo(a)pyrene	ND	ug/Kg dry	616	1	07/20/06
Benzo(b)fluoranthene	ND	ug/Kg dry	616	1	07/20/06
Benzo(g,h,i)perylene	ND	ug/Kg dry	616	1	07/20/06
Benzo(k)fluoranthene	ND	ug/Kg dry	616	1	07/20/06
Chrysene	ND	ug/Kg dry	616	1	07/20/06
Dibenzo(a,h)Anthracene	ND	ug/Kg dry	616	1	07/20/06
Fluoranthene	ND	ug/Kg dry	616	1	07/20/06
Fluorene	ND	ug/Kg dry	616	1	07/20/06
Indeno(1,2,3-cd)Pyrene	ND	ug/Kg dry	616	1	07/20/06
Naphthalene	ND	ug/Kg dry	616	1	07/20/06
Phenanthrene	ND	ug/Kg dry	616	1	07/20/06
Pyrene	ND	ug/Kg dry	616	1	07/20/06

	<u>%Recovery</u>	<u>Qualifier</u>	<u>Limits</u>
Surrogate: 1,2-Dichlorobenzene-d4	80 %		30-130
Surrogate: 2-Fluorobiphenyl	84 %		30-130
Surrogate: Nitrobenzene-d5	77 %		30-130
Surrogate: p-Terphenyl-d14	82 %		30-130

Semi-Volatile Organics Quality Control Data

ESS Laboratory

Division of Thielsch Engineering, Inc.

CERTIFICATE OF ANALYSIS

Client Name: MACTEC Engineering & Consulting, Inc.
Client Project ID: Providence Gorham Site

ESS Laboratory Work Order: 0607164

Quality Control Data

Analyte	Result	MRL	Units	Spike Level	Source Result	%REC	%REC Limits	RPD	RPD Limit	Qualifier
---------	--------	-----	-------	-------------	---------------	------	-------------	-----	-----------	-----------

8270C Polynuclear Aromatic Hydrocarbons

Batch BG61414 - 3541

Blank

1-Methylnaphthalene	ND	500	ug/Kg wet
2-Methylnaphthalene	ND	500	ug/Kg wet
Acenaphthene	ND	500	ug/Kg wet
Acenaphthylene	ND	500	ug/Kg wet
Anthracene	ND	500	ug/Kg wet
Benzo(a)anthracene	ND	500	ug/Kg wet
Benzo(a)pyrene	ND	500	ug/Kg wet
Benzo(b)fluoranthene	ND	500	ug/Kg wet
Benzo(g,h,i)perylene	ND	500	ug/Kg wet
Benzo(k)fluoranthene	ND	500	ug/Kg wet
Chrysene	ND	500	ug/Kg wet
Dibenzo(a,h)Anthracene	ND	500	ug/Kg wet
Fluoranthene	ND	500	ug/Kg wet
Fluorene	ND	500	ug/Kg wet
Indeno(1,2,3-cd)Pyrene	ND	500	ug/Kg wet
Naphthalene	ND	500	ug/Kg wet
Phenanthrene	ND	500	ug/Kg wet
Pyrene	ND	500	ug/Kg wet

Surrogate: 1,2-Dichlorobenzene-d4	4500		ug/Kg wet	5000	90	30-130
Surrogate: 2-Fluorobiphenyl	4300		ug/Kg wet	5000	86	30-130
Surrogate: Nitrobenzene-d5	4310		ug/Kg wet	5000	86	30-130
Surrogate: p-Terphenyl-d14	3980		ug/Kg wet	5000	80	30-130

LCS

2-Methylnaphthalene	3740	500	ug/Kg wet	5000	75	40-140
Acenaphthene	3860	500	ug/Kg wet	5000	77	40-140
Acenaphthylene	3630	500	ug/Kg wet	5000	73	40-140
Anthracene	3770	500	ug/Kg wet	5000	75	40-140
Benzo(a)anthracene	3810	500	ug/Kg wet	5000	76	40-140
Benzo(a)pyrene	3870	500	ug/Kg wet	5000	77	40-140
Benzo(b)fluoranthene	4030	500	ug/Kg wet	5000	81	40-140
Benzo(g,h,i)perylene	4370	500	ug/Kg wet	5000	87	40-140
Benzo(k)fluoranthene	4460	500	ug/Kg wet	5000	89	40-140
Chrysene	3860	500	ug/Kg wet	5000	77	40-140
Dibenzo(a,h)Anthracene	4430	500	ug/Kg wet	5000	89	40-140
Fluoranthene	3890	500	ug/Kg wet	5000	78	40-140
Fluorene	4050	500	ug/Kg wet	5000	81	40-140
Indeno(1,2,3-cd)Pyrene	4480	500	ug/Kg wet	5000	90	40-140
Naphthalene	3720	500	ug/Kg wet	5000	74	40-140
Phenanthrene	3740	500	ug/Kg wet	5000	75	40-140
Pyrene	3670	500	ug/Kg wet	5000	73	40-140

Surrogate: 1,2-Dichlorobenzene-d4	3880		ug/Kg wet	5000	78	30-130
Surrogate: 2-Fluorobiphenyl	3950		ug/Kg wet	5000	79	30-130
Surrogate: Nitrobenzene-d5	3750		ug/Kg wet	5000	75	30-130
Surrogate: p-Terphenyl-d14	3930		ug/Kg wet	5000	79	30-130

ESS Laboratory

Division of Thielsch Engineering, Inc.

CERTIFICATE OF ANALYSIS

Client Name: MACTEC Engineering & Consulting, Inc.

Client Project ID: Providence Gorham Site

ESS Laboratory Work Order: 0607164

Quality Control Data

Analyte	Result	MRL	Units	Spike Level	Source Result	%REC	%REC Limits	RPD	RPD Limit	Qualifier
8270C Polynuclear Aromatic Hydrocarbons										
Batch BG61414 - 3541										
LCS Dup										
2-Methylnaphthalene	3820	500	ug/Kg wet	5000		76	40-140	1	30	
Acenaphthene	4000	500	ug/Kg wet	5000		80	40-140	4	30	
Acenaphthylene	3780	500	ug/Kg wet	5000		76	40-140	4	30	
Anthracene	4080	500	ug/Kg wet	5000		82	40-140	9	30	
Benzo(a)anthracene	4010	500	ug/Kg wet	5000		80	40-140	5	30	
Benzo(a)pyrene	4040	500	ug/Kg wet	5000		81	40-140	5	30	
Benzo(b)fluoranthene	4610	500	ug/Kg wet	5000		92	40-140	13	30	
Benzo(g,h,i)perylene	4680	500	ug/Kg wet	5000		94	40-140	8	30	
Benzo(k)fluoranthene	3570	500	ug/Kg wet	5000		71	40-140	22	30	
Chrysene	4040	500	ug/Kg wet	5000		81	40-140	5	30	
Dibenzo(a,h)Anthracene	4710	500	ug/Kg wet	5000		94	40-140	5	30	
Fluoranthene	4220	500	ug/Kg wet	5000		84	40-140	7	30	
Fluorene	4030	500	ug/Kg wet	5000		81	40-140	0	30	
Indeno(1,2,3-cd)Pyrene	4760	500	ug/Kg wet	5000		95	40-140	5	30	
Naphthalene	3850	500	ug/Kg wet	5000		77	40-140	4	30	
Phenanthrene	3960	500	ug/Kg wet	5000		79	40-140	5	30	
Pyrene	3670	500	ug/Kg wet	5000		73	40-140	0	30	
<i>Surrogate: 1,2-Dichlorobenzene-d4</i>	<i>4010</i>		ug/Kg wet	<i>5000</i>		<i>80</i>	<i>30-130</i>			
<i>Surrogate: 2-Fluorobiphenyl</i>	<i>4090</i>		ug/Kg wet	<i>5000</i>		<i>82</i>	<i>30-130</i>			
<i>Surrogate: Nitrobenzene-d5</i>	<i>3960</i>		ug/Kg wet	<i>5000</i>		<i>79</i>	<i>30-130</i>			
<i>Surrogate: p-Terphenyl-d14</i>	<i>3920</i>		ug/Kg wet	<i>5000</i>		<i>78</i>	<i>30-130</i>			
Matrix Spike Source: 0607164-02										
2-Methylnaphthalene	3930	585	ug/Kg dry	5850	ND	67	40-140			
Acenaphthene	4080	585	ug/Kg dry	5850	ND	70	40-140			
Acenaphthylene	3850	585	ug/Kg dry	5850	ND	66	40-140			
Anthracene	4030	585	ug/Kg dry	5850	430	62	40-140			
Benzo(a)anthracene	5040	585	ug/Kg dry	5850	1020	69	40-140			
Benzo(a)pyrene	4880	585	ug/Kg dry	5850	1010	66	40-140			
Benzo(b)fluoranthene	6450	585	ug/Kg dry	5850	1040	92	40-140			
Benzo(g,h,i)perylene	2700	585	ug/Kg dry	5850	402	39	40-140			
Benzo(k)fluoranthene	6760	585	ug/Kg dry	5850	744	103	40-140			
Chrysene	4950	585	ug/Kg dry	5850	1090	66	40-140			
Dibenzo(a,h)Anthracene	2910	585	ug/Kg dry	5850	ND	50	40-140			
Fluoranthene	6070	585	ug/Kg dry	5850	2220	66	40-140			
Fluorene	4100	585	ug/Kg dry	5850	ND	70	40-140			
Indeno(1,2,3-cd)Pyrene	2900	585	ug/Kg dry	5850	389	43	40-140			
Naphthalene	3910	585	ug/Kg dry	5850	ND	67	40-140			
Phenanthrene	5390	585	ug/Kg dry	5850	1680	63	40-140			
Pyrene	5620	585	ug/Kg dry	5850	1780	66	40-140			
<i>Surrogate: 1,2-Dichlorobenzene-d4</i>	<i>3950</i>		ug/Kg dry	<i>5850</i>		<i>68</i>	<i>30-130</i>			
<i>Surrogate: 2-Fluorobiphenyl</i>	<i>4070</i>		ug/Kg dry	<i>5850</i>		<i>70</i>	<i>30-130</i>			
<i>Surrogate: Nitrobenzene-d5</i>	<i>3890</i>		ug/Kg dry	<i>5850</i>		<i>66</i>	<i>30-130</i>			
<i>Surrogate: p-Terphenyl-d14</i>	<i>4000</i>		ug/Kg dry	<i>5850</i>		<i>68</i>	<i>30-130</i>			
Matrix Spike Dup Source: 0607164-02										

ESS Laboratory

Division of Thielsch Engineering, Inc.

CERTIFICATE OF ANALYSIS

Client Name: MACTEC Engineering & Consulting, Inc.
Client Project ID: Providence Gorham Site

ESS Laboratory Work Order: 0607164

Quality Control Data

Analyte	Result	MRL	Units	Spike Level	Source Result	%REC	%REC Limits	RPD	RPD Limit	Qualifier
---------	--------	-----	-------	-------------	---------------	------	-------------	-----	-----------	-----------

8270C Polynuclear Aromatic Hydrocarbons

Batch BG61414 - 3541

2-Methylnaphthalene	3760	577	ug/Kg dry	5770	ND	65	40-140	3	30	
Acenaphthene	3990	577	ug/Kg dry	5770	ND	69	40-140	1	30	
Acenaphthylene	3640	577	ug/Kg dry	5770	ND	63	40-140	5	30	
Anthracene	4220	577	ug/Kg dry	5770	430	66	40-140	6	30	
Benzo(a)anthracene	5130	577	ug/Kg dry	5770	1020	71	40-140	3	30	
Benzo(a)pyrene	5060	577	ug/Kg dry	5770	1010	70	40-140	6	30	
Benzo(b)fluoranthene	7070	577	ug/Kg dry	5770	1040	105	40-140	13	30	
Benzo(g,h,i)perylene	3030	577	ug/Kg dry	5770	402	46	40-140	16	30	
Benzo(k)fluoranthene	6470	577	ug/Kg dry	5770	744	99	40-140	4	30	
Chrysene	5110	577	ug/Kg dry	5770	1090	70	40-140	6	30	
Dibenzo(a,h)Anthracene	3060	577	ug/Kg dry	5770	ND	53	40-140	6	30	
Fluoranthene	6270	577	ug/Kg dry	5770	2220	70	40-140	6	30	
Fluorene	4050	577	ug/Kg dry	5770	ND	70	40-140	0	30	
Indeno(1,2,3-cd)Pyrene	3170	577	ug/Kg dry	5770	389	48	40-140	11	30	
Naphthalene	3800	577	ug/Kg dry	5770	ND	66	40-140	2	30	
Phenanthrene	5910	577	ug/Kg dry	5770	1680	73	40-140	15	30	
Pyrene	6900	577	ug/Kg dry	5770	1780	89	40-140	30	30	

Surrogate: 1,2-Dichlorobenzene-d4	3810		ug/Kg dry	5770		66	30-130			
Surrogate: 2-Fluorobiphenyl	3880		ug/Kg dry	5770		67	30-130			
Surrogate: Nitrobenzene-d5	3590		ug/Kg dry	5770		62	30-130			
Surrogate: p-Terphenyl-d14	4490		ug/Kg dry	5770		78	30-130			

Batch BG61512 - 3541

Blank										
1-Methylnaphthalene	ND	500	ug/Kg wet							
2-Methylnaphthalene	ND	500	ug/Kg wet							
Acenaphthene	ND	500	ug/Kg wet							
Acenaphthylene	ND	500	ug/Kg wet							
Anthracene	ND	500	ug/Kg wet							
Benzo(a)anthracene	ND	500	ug/Kg wet							
Benzo(a)pyrene	ND	500	ug/Kg wet							
Benzo(b)fluoranthene	ND	500	ug/Kg wet							
Benzo(g,h,i)perylene	ND	500	ug/Kg wet							
Benzo(k)fluoranthene	ND	500	ug/Kg wet							
Chrysene	ND	500	ug/Kg wet							
Dibenzo(a,h)Anthracene	ND	500	ug/Kg wet							
Fluoranthene	ND	500	ug/Kg wet							
Fluorene	ND	500	ug/Kg wet							
Indeno(1,2,3-cd)Pyrene	ND	500	ug/Kg wet							
Naphthalene	ND	500	ug/Kg wet							
Phenanthrene	ND	500	ug/Kg wet							
Pyrene	ND	500	ug/Kg wet							

Surrogate: 1,2-Dichlorobenzene-d4	4020		ug/Kg wet	5000		80	30-130			
Surrogate: 2-Fluorobiphenyl	4000		ug/Kg wet	5000		80	30-130			
Surrogate: Nitrobenzene-d5	4010		ug/Kg wet	5000		80	30-130			
Surrogate: p-Terphenyl-d14	3590		ug/Kg wet	5000		72	30-130			

ESS Laboratory

Division of Thielsch Engineering, Inc.

CERTIFICATE OF ANALYSIS

Client Name: MACTEC Engineering & Consulting, Inc.
Client Project ID: Providence Gorham Site

ESS Laboratory Work Order: 0607164

Quality Control Data

Analyte	Result	MRL	Units	Spike Level	Source Result	%REC	%REC Limits	RPD	RPD Limit	Qualifier
8270C Polynuclear Aromatic Hydrocarbons										
Batch BG61512 - 3541										
LCS										
2-Methylnaphthalene	4270	500	ug/Kg wet	5000		85	40-140			
Acenaphthene	4380	500	ug/Kg wet	5000		88	40-140			
Acenaphthylene	3910	500	ug/Kg wet	5000		78	40-140			
Anthracene	4160	500	ug/Kg wet	5000		83	40-140			
Benzo(a)anthracene	4350	500	ug/Kg wet	5000		87	40-140			
Benzo(a)pyrene	4440	500	ug/Kg wet	5000		89	40-140			
Benzo(b)fluoranthene	4800	500	ug/Kg wet	5000		96	40-140			
Benzo(g,h,i)perylene	5780	500	ug/Kg wet	5000		116	40-140			
Benzo(k)fluoranthene	4500	500	ug/Kg wet	5000		90	40-140			
Chrysene	4260	500	ug/Kg wet	5000		85	40-140			
Dibenzo(a,h)Anthracene	5360	500	ug/Kg wet	5000		107	40-140			
Fluoranthene	4470	500	ug/Kg wet	5000		89	40-140			
Fluorene	4320	500	ug/Kg wet	5000		86	40-140			
Indeno(1,2,3-cd)Pyrene	5530	500	ug/Kg wet	5000		111	40-140			
Naphthalene	4200	500	ug/Kg wet	5000		84	40-140			
Phenanthrene	4300	500	ug/Kg wet	5000		86	40-140			
Pyrene	4160	500	ug/Kg wet	5000		83	40-140			
Surrogate: 1,2-Dichlorobenzene-d4	4520		ug/Kg wet	5000		90	30-130			
Surrogate: 2-Fluorobiphenyl	4370		ug/Kg wet	5000		87	30-130			
Surrogate: Nitrobenzene-d5	4430		ug/Kg wet	5000		89	30-130			
Surrogate: p-Terphenyl-d14	4410		ug/Kg wet	5000		88	30-130			
LCS Dup										
2-Methylnaphthalene	4120	500	ug/Kg wet	5000		82	40-140	4	30	
Acenaphthene	4080	500	ug/Kg wet	5000		82	40-140	7	30	
Acenaphthylene	3670	500	ug/Kg wet	5000		73	40-140	7	30	
Anthracene	4060	500	ug/Kg wet	5000		81	40-140	2	30	
Benzo(a)anthracene	4150	500	ug/Kg wet	5000		83	40-140	5	30	
Benzo(a)pyrene	4390	500	ug/Kg wet	5000		88	40-140	1	30	
Benzo(b)fluoranthene	4390	500	ug/Kg wet	5000		88	40-140	9	30	
Benzo(g,h,i)perylene	5400	500	ug/Kg wet	5000		108	40-140	7	30	
Benzo(k)fluoranthene	4220	500	ug/Kg wet	5000		84	40-140	7	30	
Chrysene	4130	500	ug/Kg wet	5000		83	40-140	2	30	
Dibenzo(a,h)Anthracene	4990	500	ug/Kg wet	5000		100	40-140	7	30	
Fluoranthene	4440	500	ug/Kg wet	5000		89	40-140	0	30	
Fluorene	4080	500	ug/Kg wet	5000		82	40-140	5	30	
Indeno(1,2,3-cd)Pyrene	5240	500	ug/Kg wet	5000		105	40-140	6	30	
Naphthalene	4030	500	ug/Kg wet	5000		81	40-140	4	30	
Phenanthrene	4170	500	ug/Kg wet	5000		83	40-140	4	30	
Pyrene	4020	500	ug/Kg wet	5000		80	40-140	4	30	
Surrogate: 1,2-Dichlorobenzene-d4	4280		ug/Kg wet	5000		86	30-130			
Surrogate: 2-Fluorobiphenyl	4160		ug/Kg wet	5000		83	30-130			
Surrogate: Nitrobenzene-d5	4310		ug/Kg wet	5000		86	30-130			
Surrogate: p-Terphenyl-d14	4160		ug/Kg wet	5000		83	30-130			

Batch BG61704 - 3541

185 Frances Avenue, Cranston, RI 02910-2211

Tel: 401-544-1181

Fax: 401-461-4486

<http://www.ESSLaboratory.com>

Dependability • Quality • Service

ESS Laboratory

Division of Thielsch Engineering, Inc.

CERTIFICATE OF ANALYSIS

Client Name: MACTEC Engineering & Consulting, Inc.

Client Project ID: Providence Gorham Site

ESS Laboratory Work Order: 0607164

Quality Control Data

Analyte	Result	MRL	Units	Spike Level	Source Result	%REC	%REC Limits	RPD	RPD Limit	Qualifier
---------	--------	-----	-------	-------------	---------------	------	-------------	-----	-----------	-----------

8270C Polynuclear Aromatic Hydrocarbons

Batch BG61704 - 3541

Blank

1-Methylnaphthalene	ND	500	ug/Kg wet							
2-Methylnaphthalene	ND	500	ug/Kg wet							
Acenaphthene	ND	500	ug/Kg wet							
Acenaphthylene	ND	500	ug/Kg wet							
Anthracene	ND	500	ug/Kg wet							
Benzo(a)anthracene	ND	500	ug/Kg wet							
Benzo(a)pyrene	ND	500	ug/Kg wet							
Benzo(b)fluoranthene	ND	500	ug/Kg wet							
Benzo(g,h,i)perylene	ND	500	ug/Kg wet							
Benzo(k)fluoranthene	ND	500	ug/Kg wet							
Chrysene	ND	500	ug/Kg wet							
Dibenzo(a,h)Anthracene	ND	500	ug/Kg wet							
Fluoranthene	ND	500	ug/Kg wet							
Fluorene	ND	500	ug/Kg wet							
Indeno(1,2,3-cd)Pyrene	ND	500	ug/Kg wet							
Naphthalene	ND	500	ug/Kg wet							
Phenanthrene	ND	500	ug/Kg wet							
Pyrene	ND	500	ug/Kg wet							

Surrogate: 1,2-Dichlorobenzene-d4	4080		ug/Kg wet	5000		82	30-130			
Surrogate: 2-Fluorobiphenyl	3870		ug/Kg wet	5000		77	30-130			
Surrogate: Nitrobenzene-d5	3830		ug/Kg wet	5000		77	30-130			
Surrogate: p-Terphenyl-d14	3470		ug/Kg wet	5000		69	30-130			

LCS

2-Methylnaphthalene	3860	500	ug/Kg wet	5000		77	40-140			
Acenaphthene	3940	500	ug/Kg wet	5000		79	40-140			
Acenaphthylene	3730	500	ug/Kg wet	5000		75	40-140			
Anthracene	3960	500	ug/Kg wet	5000		79	40-140			
Benzo(a)anthracene	4020	500	ug/Kg wet	5000		80	40-140			
Benzo(a)pyrene	3980	500	ug/Kg wet	5000		80	40-140			
Benzo(b)fluoranthene	4230	500	ug/Kg wet	5000		85	40-140			
Benzo(g,h,i)perylene	5030	500	ug/Kg wet	5000		101	40-140			
Benzo(k)fluoranthene	4000	500	ug/Kg wet	5000		80	40-140			
Chrysene	4020	500	ug/Kg wet	5000		80	40-140			
Dibenzo(a,h)Anthracene	4800	500	ug/Kg wet	5000		96	40-140			
Fluoranthene	4240	500	ug/Kg wet	5000		85	40-140			
Fluorene	4000	500	ug/Kg wet	5000		80	40-140			
Indeno(1,2,3-cd)Pyrene	4990	500	ug/Kg wet	5000		100	40-140			
Naphthalene	3920	500	ug/Kg wet	5000		78	40-140			
Phenanthrene	3900	500	ug/Kg wet	5000		78	40-140			
Pyrene	3870	500	ug/Kg wet	5000		77	40-140			

Surrogate: 1,2-Dichlorobenzene-d4	3980		ug/Kg wet	5000		80	30-130			
Surrogate: 2-Fluorobiphenyl	3800		ug/Kg wet	5000		76	30-130			
Surrogate: Nitrobenzene-d5	3780		ug/Kg wet	5000		76	30-130			
Surrogate: p-Terphenyl-d14	3930		ug/Kg wet	5000		79	30-130			

ESS Laboratory

Division of Thielsch Engineering, Inc.

CERTIFICATE OF ANALYSIS

Client Name: MACTEC Engineering & Consulting, Inc.

Client Project ID: Providence Gorham Site

ESS Laboratory Work Order: 0607164

Quality Control Data

Analyte	Result	MRL	Units	Spike Level	Source Result	%REC	%REC Limits	RPD	RPD Limit	Qualifier
---------	--------	-----	-------	-------------	---------------	------	-------------	-----	-----------	-----------

8270C Polynuclear Aromatic Hydrocarbons

Batch BG61704 - 3541

LCS Dup

2-Methylnaphthalene	3730	500	ug/Kg wet	5000		75	40-140	3	30	
Acenaphthene	3910	500	ug/Kg wet	5000		78	40-140	1	30	
Acenaphthylene	3630	500	ug/Kg wet	5000		73	40-140	3	30	
Anthracene	3880	500	ug/Kg wet	5000		78	40-140	1	30	
Benzo(a)anthracene	3980	500	ug/Kg wet	5000		80	40-140	0	30	
Benzo(a)pyrene	4090	500	ug/Kg wet	5000		82	40-140	2	30	
Benzo(b)fluoranthene	4230	500	ug/Kg wet	5000		85	40-140	0	30	
Benzo(g,h,i)perylene	5000	500	ug/Kg wet	5000		100	40-140	1	30	
Benzo(k)fluoranthene	3910	500	ug/Kg wet	5000		78	40-140	3	30	
Chrysene	3950	500	ug/Kg wet	5000		79	40-140	1	30	
Dibenzo(a,h)Anthracene	4850	500	ug/Kg wet	5000		97	40-140	1	30	
Fluoranthene	4180	500	ug/Kg wet	5000		84	40-140	1	30	
Fluorene	3970	500	ug/Kg wet	5000		79	40-140	1	30	
Indeno(1,2,3-cd)Pyrene	5010	500	ug/Kg wet	5000		100	40-140	0	30	
Naphthalene	3770	500	ug/Kg wet	5000		75	40-140	4	30	
Phenanthrene	3830	500	ug/Kg wet	5000		77	40-140	1	30	
Pyrene	3900	500	ug/Kg wet	5000		78	40-140	1	30	

Surrogate: 1,2-Dichlorobenzene-d4	3780		ug/Kg wet	5000		76	30-130			
Surrogate: 2-Fluorobiphenyl	3740		ug/Kg wet	5000		75	30-130			
Surrogate: Nitrobenzene-d5	3710		ug/Kg wet	5000		74	30-130			
Surrogate: p-Terphenyl-d14	3900		ug/Kg wet	5000		78	30-130			

8270C(SIM) Polynuclear Aromatic Hydrocarbons

Batch BG62039 - 3541

Blank

1-Methylnaphthalene	ND	25.0	ug/Kg wet							
2-Methylnaphthalene	ND	25.0	ug/Kg wet							
Acenaphthene	ND	25.0	ug/Kg wet							
Acenaphthylene	ND	25.0	ug/Kg wet							
Anthracene	ND	25.0	ug/Kg wet							
Benzo(a)anthracene	ND	25.0	ug/Kg wet							
Benzo(a)pyrene	ND	25.0	ug/Kg wet							
Benzo(b)fluoranthene	ND	25.0	ug/Kg wet							
Benzo(g,h,i)perylene	ND	25.0	ug/Kg wet							
Benzo(k)fluoranthene	ND	25.0	ug/Kg wet							
Chrysene	ND	25.0	ug/Kg wet							
Dibenzo(a,h)Anthracene	ND	25.0	ug/Kg wet							
Fluoranthene	ND	25.0	ug/Kg wet							
Fluorene	ND	25.0	ug/Kg wet							
Indeno(1,2,3-cd)Pyrene	ND	25.0	ug/Kg wet							
Naphthalene	ND	25.0	ug/Kg wet							
Phenanthrene	ND	25.0	ug/Kg wet							
Pyrene	ND	25.0	ug/Kg wet							

Surrogate: 1,2-Dichlorobenzene-d4	3660		ug/Kg wet	5000		73	30-130			
-----------------------------------	------	--	-----------	------	--	----	--------	--	--	--

Semi-Volatile Organics Calibration Data

ANALYSIS SEQUENCE

BPG0098

Instrument: SVOA-MS1

Calibration ID: UNASSIGNED

Lab Number	Analysis	Container	Order	Position	STD ID	ISTD ID	Client
BPG0098-TUN1	QC		1		6F26111		
BPG0098-CAL1	QC		2		6E31076	6E26058	
BPG0098-CAL2	QC		3		6E31077	6E26058	
BPG0098-CAL3	QC		4		6E31078	6E26058	
BPG0098-CAL4	QC		5		6E31079	6E26058	
BPG0098-CAL5	QC		6		6E31080	6E26058	
BPG0098-CAL6	QC		7		6E31081	6E26058	
BPG0098-CAL7	QC		8		6E31082	6E26058	
BPG0098-CAL8	QC		9		6E31083	6E26058	
BPG0098-SCV1	QC		10		6E31084	6E26058	

Samples Loaded By

Date

Data Processed By

Date

Calibration Status Report SVOA-MS1

Method : C:\HPCHEM\1\METHODS\SV1NH.M
 Title : ELEMENT ID: 0607014(SOIL) 0607015(AQUEOUS)
 Last Update : Thu Jul 13 10:27:07 2006
 Response via : Initial Calibration

#	ID	Conc	ISTD Conc	Path\File
1	5	5	40	Q:\SVOA\MS1_MD\MD0706\MD071206\SV139657.D
2	80	80	40	Q:\SVOA\MS1_MD\MD0706\MD071206\SV139660.D
3	50	50	40	Q:\SVOA\MS1_MD\MD0706\MD071206\SV139656.D
4	200	200	40	Q:\SVOA\MS1_MD\MD0706\MD071206\SV139663.D
5	120	120	40	Q:\SVOA\MS1_MD\MD0706\MD071206\SV139661.D
6	160	160	40	Q:\SVOA\MS1_MD\MD0706\MD071206\SV139662.D
8	25	25	40	Q:\SVOA\MS1_MD\MD0706\MD071206\SV139659.D

#	ID	Update Time	Quant Time	Acquisition Time
1	5	Jul 13 08:31 2006	Jul 13 08:30 19106	12 Jul 106 5:01 pm
2	80	Jul 13 08:56 2006	Jul 13 08:56 19106	12 Jul 106 6:33 pm
3	50	Jul 13 08:55 2006	Jul 13 08:55 19106	12 Jul 106 4:30 pm
4	200	Jul 13 08:49 2006	Jul 13 08:49 19106	12 Jul 106 8:05 pm
5	120	Jul 13 10:27 2006	Jul 13 10:26 19106	12 Jul 106 7:03 pm
6	160	Jul 13 08:47 2006	Jul 13 08:46 19106	12 Jul 106 7:34 pm
8	25	Jul 13 08:55 2006	Jul 13 08:55 19106	12 Jul 106 6:02 pm

SV1NH.M

Thu Jul 13 10:35:06 2006

✓
 WAC 7/13/06

Response Factor Report SVOA-MS1

Method : C:\HPCHEM\1\METHODS\SV1NH.M
 Title : ELEMENT ID: 0607014(SOIL) 0607015(AQUEOUS)
 Last Update : Thu Jul 13 10:27:07 2006
 Response via : Initial Calibration

Calibration Files

5 =SV139657.D 80 =SV139660.D 50 =SV139656.D
 200 =SV139663.D 120 =SV139661.D 160 =SV139662.D

Compound	5	80	50	200	120	160	Avg	%RSD
1) I 1,4-Dichlorobenzene-d	-----ISTD-----							
2) N-Nitrosodimethylam	0.059	0.074	0.065	0.078	0.078	0.076	0.070	11.63
3) Pyridine	0.106	0.127	0.118	0.141	0.134	0.131	0.124	10.25
4) S 2-Fluorophenol (SUR	1.354	1.519	1.478	1.555	1.542	1.576	1.480	5.51
5) bis(2-Chloroethyl)e	1.676	1.533	1.601	1.344	1.429	1.354	1.532	9.15
6) S Phenol-d5 (SURR)	1.944	1.846	1.924	1.759	1.785	1.761	1.848	3.96
7) M 2-Chlorophenol	1.540	1.429	1.466	1.307	1.368	1.339	1.436	6.29
8) MC Phenol	2.446	2.273	2.270	2.228	2.195	2.197	2.292	4.35
9) Aniline	2.498	2.336	2.356	2.139	2.204	2.123	2.327	6.68
10) S 2-Chlorophenol-d4(S	1.551	1.400	1.472	1.281	1.327	1.305	1.425	7.86
11) 1,3-Dichlorobenzene	1.603	1.544	1.521	1.455	1.485	1.502	1.539	3.77
12) MC 1,4-Dichlorobenzene	1.689	1.557	1.590	1.417	1.504	1.443	1.560	6.34
13) S 1,2 Dichlorobenzene	0.982	0.810	0.864	0.708	0.761	0.736	0.836	11.84
14) 1,2-Dichlorobenzene	1.562	1.320	1.380	1.184	1.122	1.460	1.364	12.20 - 200
15) Benzyl Alcohol	1.124	1.007	1.059	0.916	0.931	0.917	1.024	9.15
16) bis(2-chloroisoprop	1.998	1.749	1.845	1.578	1.656	1.611	1.784	8.91
17) 2-Methylphenol	1.446	1.301	1.358	1.212	1.251	1.250	1.321	6.15
18) Acetophenone	1.945	1.794	1.838	1.720	1.697	1.723	1.814	5.30
19) MP N-Nitroso-Di-n-Prop	1.063	0.885	0.932	0.868	0.849	0.890	0.935	8.28#
20) Hexachloroethane	0.643	0.550	0.586	0.553	0.553	0.564	0.590	7.10
21) 3+4-Methylphenol	1.524	1.315	1.433	1.208	1.177	1.218	1.346	9.95
22) I Naphthalene-d8	-----ISTD-----							
23) S Nitrobenzene-d5 (SU	0.402	0.377	0.387	0.373	0.378	0.371	0.385	3.19
24) Nitrobenzene	0.390	0.369	0.380	0.369	0.364	0.351	0.375	3.83
25) Isophorone	0.778	0.748	0.732	0.772	0.749	0.754	0.756	2.04
26) C 2-Nitrophenol	0.233	0.238	0.243	0.245	0.238	0.249	0.239	2.73
27) Benzoic Acid	0.193	0.326	0.313	0.344	0.343	0.342	0.298	19.27 L
28) 2,4-Dimethylphenol	0.349	0.344	0.331	0.350	0.341	0.347	0.345	1.90
29) bis(2-Chloroethoxy)	0.514	0.499	0.483	0.509	0.507	0.497	0.505	2.45
30) C 2,4-Dichlorophenol	0.285	0.289	0.287	0.281	0.285	0.282	0.288	2.11
31) M 1,2,4-Trichlorobenz	0.296	0.278	0.277	0.275	0.277	0.273	0.283	3.52
32) Naphthalene	1.096	0.965	0.963	0.865	0.926	0.829	0.966	9.56
33) 4-Chloroaniline	0.471	0.426	0.446	0.346	0.395	0.381	0.429	12.02
34) C Hexachlorobutadiene	0.138	0.122	0.127	0.112	0.119	0.112	0.124	7.81
35) MC 4-Chloro-3-Methylph	0.325	0.320	0.331	0.285	0.307	0.275	0.311	6.58
36) 2-Methylnaphthalene	0.719	0.631	0.646	0.603	0.626	0.623	0.653	6.35
37) 1-Methylnaphthalene	0.710	0.627	0.648	0.624	0.614	0.613	0.651	5.93
38) I Acenaphthene-d10	-----ISTD-----							
39) P Hexachlorocyclopent	0.227	0.261	0.210	0.223	0.234	0.230	0.239	8.96#
40) C 2,4,6-Trichlorophen	0.392	0.377	0.384	0.381	0.358	0.368	0.380	3.28
41) 2,4,5-Trichlorophen	0.426	0.410	0.420	0.338	0.376	0.358	0.400	9.37
42) S 2-Fluorobiphenyl (S	1.417	1.219	1.321	1.063	1.120	1.096	1.243	11.00
43) Biphenyl	1.713	1.286	1.465	1.185	1.531	1.653	1.472	13.96 - 200,160
44) 2-Chloronaphthalene	1.480	1.173	1.312	1.034	1.366	1.454	1.303	13.16 - 200,160
45) Dimethylphthalate	1.476	1.342	1.357	1.109	1.236	1.158	1.314	10.07
46) Acenaphthylene	2.286	1.941	2.072	1.740	1.615	2.154	2.001	12.41 - 200
47) 2,6-Dinitrotoluene	0.368	0.361	0.373	0.344	0.337	0.365	0.362	3.83
48) 2-Nitroaniline	0.456	0.379	0.402	0.420	0.368	0.364	0.413	9.87
49) MC Acenaphthene	1.307	1.143	1.234	1.027	1.046	1.021	1.167	10.58
50) P 2,4-Dinitrophenol	0.066	0.239	0.218	0.250	0.250	0.254	0.199	34.45#L
51) Dibenzofuran	1.790	1.625	1.699	1.499	1.538	1.518	1.643	6.93
52) MP 4-Nitrophenol	0.248	0.242	0.267	0.239	0.239	0.231	0.249	5.46#
53) 3-Nitroaniline	0.487	0.453	0.446	0.383	0.436	0.411	0.447	8.25
54) M 2,4-Dinitrotoluene	0.437	0.475	0.480	0.460	0.455	0.460	0.461	2.85

(#) = Out of Range ### Number of calibration levels exceeded format ###
 SV1NH.M Thu Jul 13 10:33:51 2006

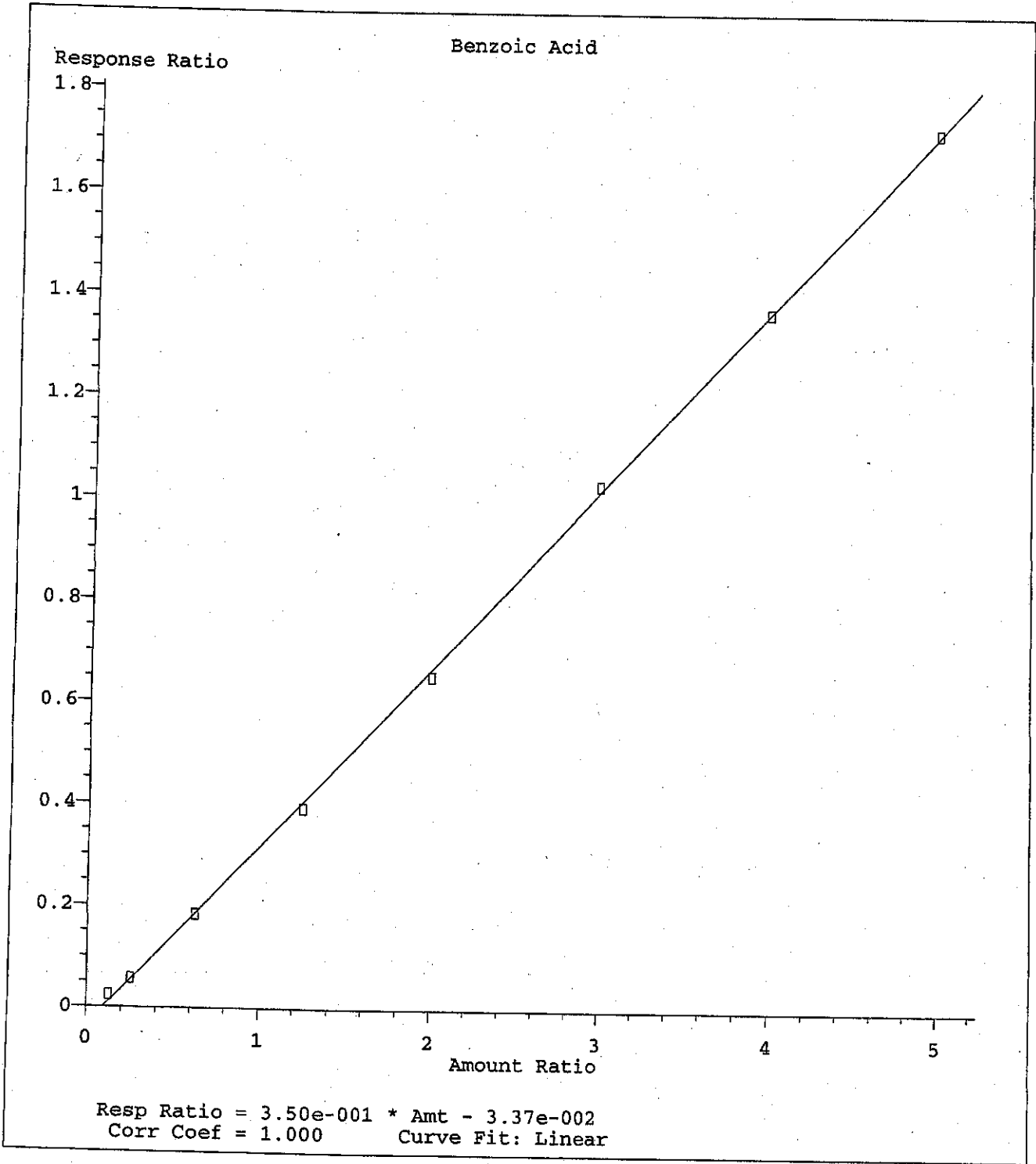
Response Factor Report SVOA-MS1

Method : C:\HPCHEM\1\METHODS\SV1NH.M
 Title : ELEMENT ID: 0607014(SOIL) 0607015(AQUEOUS)
 Last Update : Thu Jul 13 10:27:07 2006
 Response via : Initial Calibration

Calibration Files
 5 =SV139657.D 80 =SV139660.D 50 =SV139656.D
 200 =SV139663.D 120 =SV139661.D 160 =SV139662.D

Compound	5	80	50	200	120	160	Avg	%RSD
55) Fluorene	1.440	1.216	1.334	1.055	1.117	1.065	1.248	12.40
56) 2,3,4,6-Tetrachloro	0.295	0.295	0.305	0.280	0.277	0.270	0.292	5.14
57) Diethylphthalate	1.548	1.256	1.400	1.123	1.062	1.418	1.328	13.92 -200
58) 4-Chloro-phenyl-phe	0.612	0.549	0.592	0.435	0.493	0.471	0.546	13.00
59) I Phenanthrene-d10	-----ISTD-----							
60) 4-Nitroaniline	0.347	0.349	0.347	0.363	0.352	0.358	0.351	2.04
61) 4,6-Dinitro-2-Methy	0.126	0.222	0.204	0.212	0.225	0.214	0.195	17.24 L
62) C N-nitrosodiphenylam	0.900	0.766	0.816	0.719	0.759	0.701	0.792	8.51
63) Azobenzene	1.296	1.209	1.192	1.111	1.149	1.111	1.194	5.63
64) S 2,4,6-Tribromopheno	0.110	0.124	0.119	0.131	0.125	0.126	0.122	5.37
65) 4-Bromophenyl-pheny	0.228	0.214	0.211	0.202	0.210	0.209	0.214	3.78
66) Hexachlorobenzene	0.244	0.244	0.235	0.252	0.249	0.250	0.245	2.08
67) MC Pentachlorophenol	0.100	0.153	0.142	0.170	0.158	0.166	0.145	16.14 L
68) Phenanthrene	1.398	1.214	1.263	1.162	1.216	1.213	1.253	5.73
69) Anthracene	1.405	1.235	1.288	1.189	1.204	1.177	1.265	6.25
70) Carbazole	1.405	1.257	1.334	1.290	1.235	1.248	1.304	4.46
71) Di-n-butylphthalate	1.963	1.817	1.877	1.826	1.843	1.826	1.859	2.56
72) C Fluoranthene	1.267	1.205	1.192	1.196	1.209	1.209	1.213	1.90
73) Benzidine	0.538	0.553	0.532	0.565	0.518	0.749	0.576	13.70 - 200
74) I Chrysene-d12	-----ISTD-----							
75) M Pyrene	1.882	1.605	1.682	1.523	1.545	1.490	1.652	8.28
76) S Terphenyl-d14 (SURR	1.113	0.961	1.010	0.909	0.931	0.910	0.989	7.54
77) Butylbenzylphthalat	1.150	0.989	1.067	0.940	0.964	0.928	1.027	8.12
78) 3,3'-Dichlorobenzid	0.575	0.501	0.520	0.405	0.472	0.439	0.499	11.43
79) Benzo(a)anthracene	1.571	1.406	1.430	1.427	1.387	1.398	1.442	4.13
80) Chrysene	1.450	1.201	1.250	1.120	1.129	1.067	1.231	10.44
81) bis(2-Ethylhexyl)ph	1.488	1.303	1.378	1.256	1.261	1.238	1.347	7.23
82) I Perylene-d12	-----ISTD-----							
83) C Di-n-octylphthalate	2.690	2.212	2.376	2.240	2.130	2.103	2.340	8.84
84) Benzo(b)fluoranthen	1.559	1.668	1.497	1.679	1.583	1.536	1.529	8.04
85) Benzo(k)fluoranthen	1.377	0.858	1.016	0.826	1.193	1.352	1.104	21.82 Q - 200, 160
86) C Benzo(a)pyrene	1.235	1.168	1.216	1.151	1.139	1.135	1.193	4.29
87) Indeno(1,2,3-Cd)Pyr	1.171	1.184	1.237	1.123	0.919	1.216	1.155	9.69 - 200
88) Dibenzo(a,h)Anthrac	0.992	0.968	1.009	0.913	0.790	1.046	0.969	9.68 - 200
89) Benzo(g,h,i)perylen	1.022	0.979	1.034	0.924	0.703	1.028	0.963	12.71 - 200

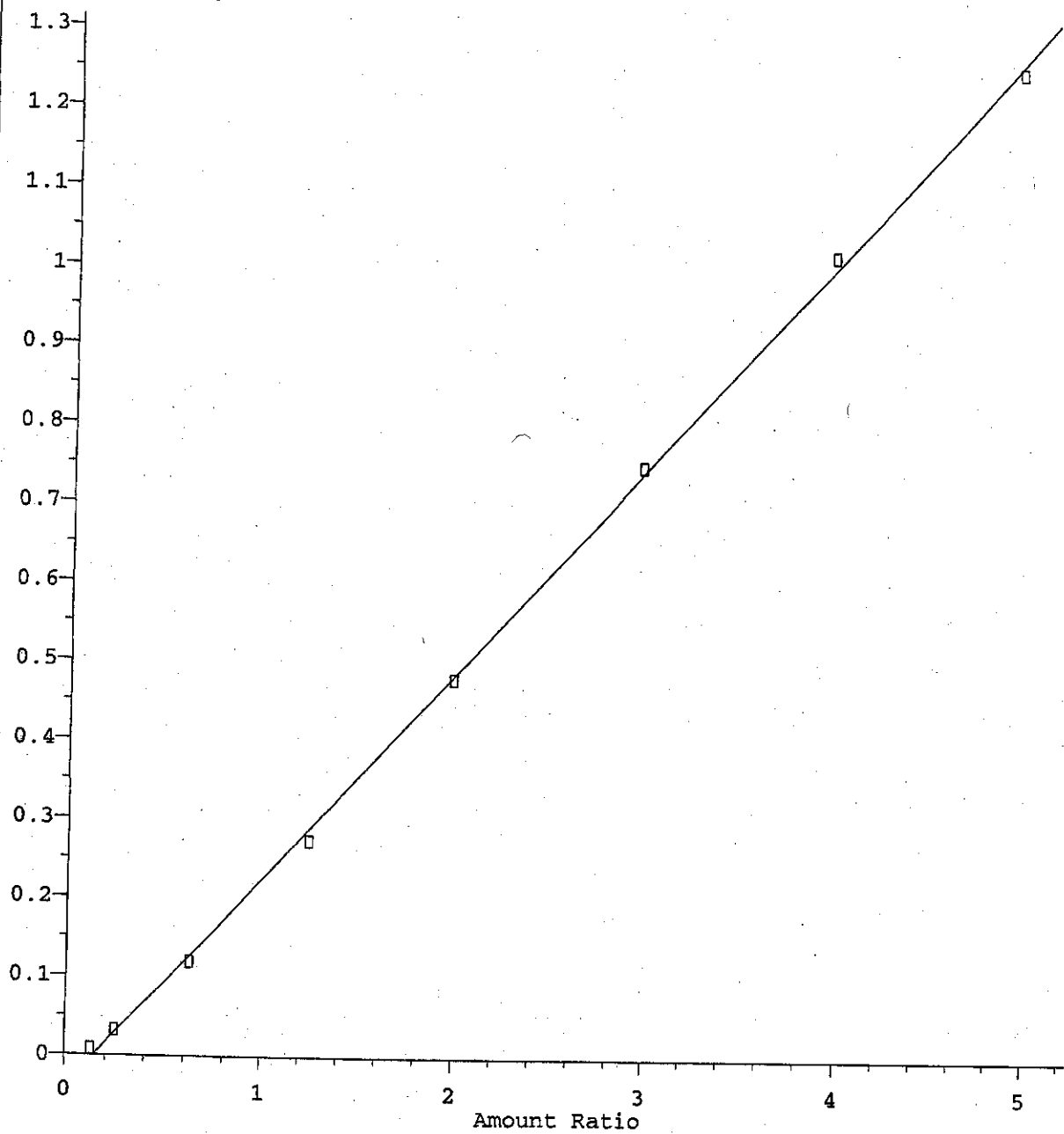
(#) = Out of Range ### Number of calibration levels exceeded format ###
 SV1NH.M Thu Jul 13 10:33:57 2006



Method Name: C:\HPCHEM\1\METHODS\SV1NH.M
Calibration Table Last Updated: Thu Jul 13 08:57:50 2006

2,4-Dinitrophenol

Response Ratio

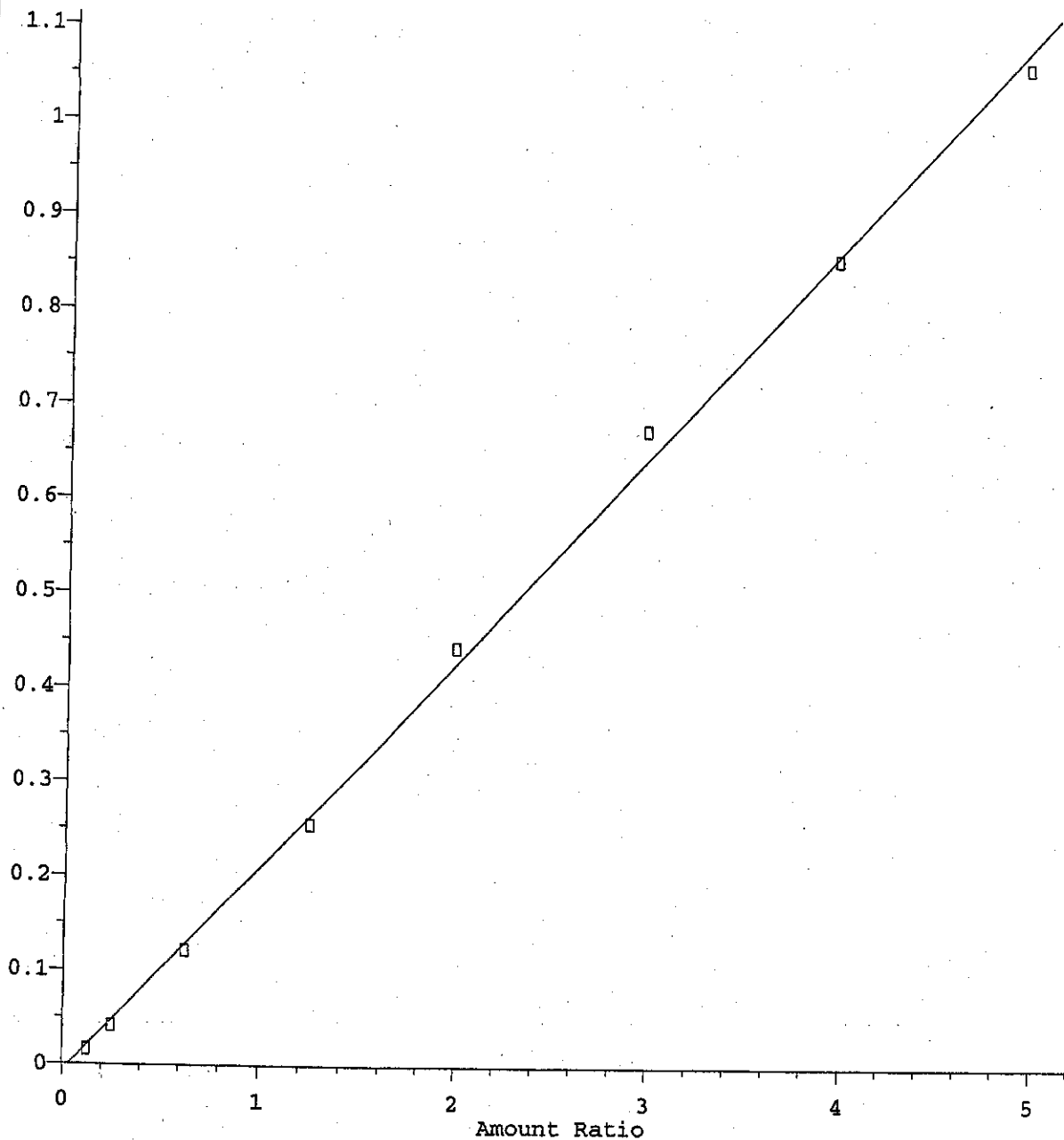


Resp Ratio = 2.59e-001 * Amt - 3.58e-002
Corr Coef = 0.999 Curve Fit: Linear

Method Name: C:\HPCHEM\1\METHODS\SV1NH.M
Calibration Table Last Updated: Thu Jul 13 08:57:50 2006

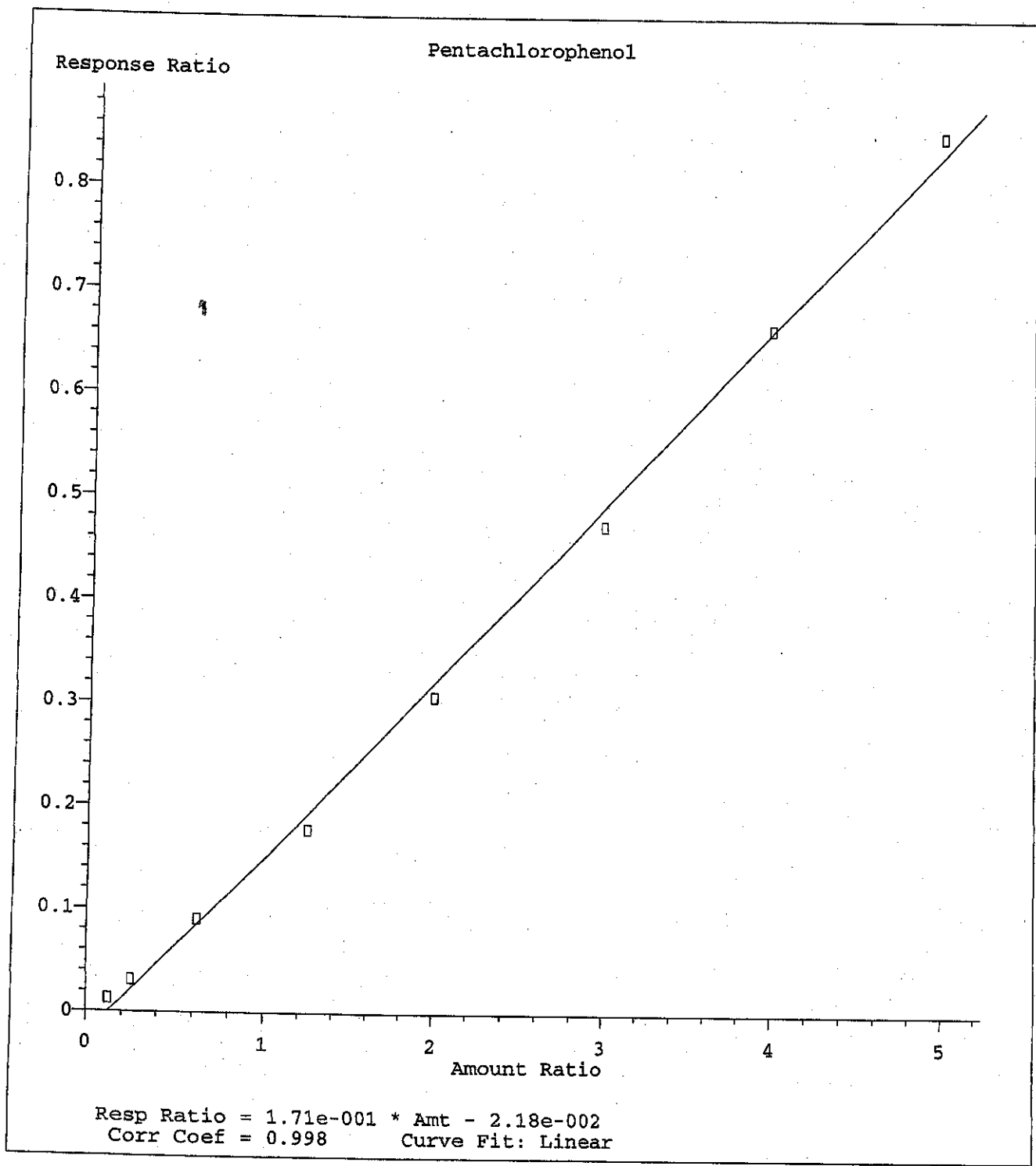
4,6-Dinitro-2-Methylphenol

Response Ratio

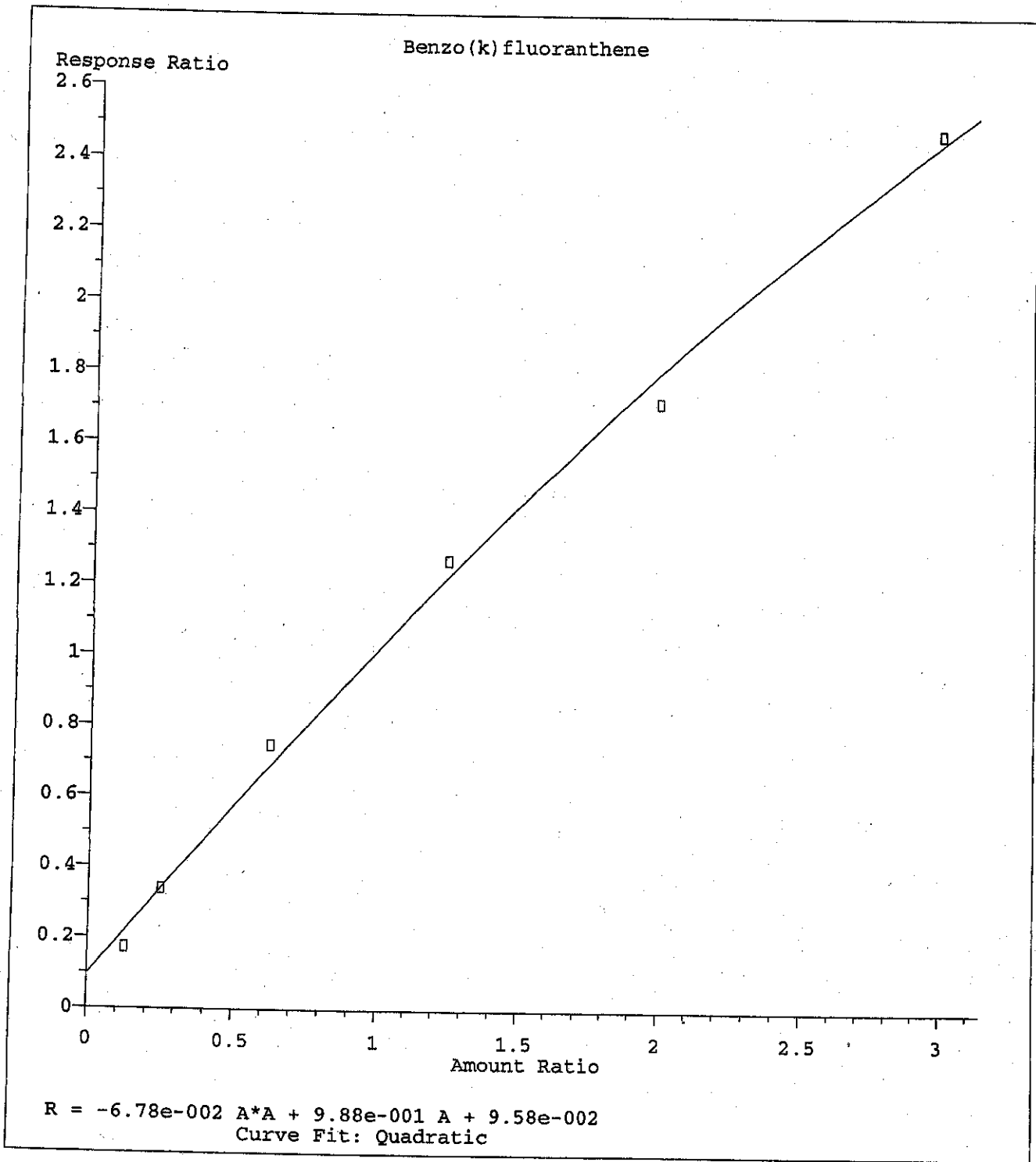


Resp Ratio = $2.17e-001 * Amt - 7.21e-003$
Corr Coef = 0.998 Curve Fit: Linear

Method Name: C:\HPCHEM\1\METHODS\SV1NH.M
Calibration Table Last Updated: Thu Jul 13 08:57:50 2006



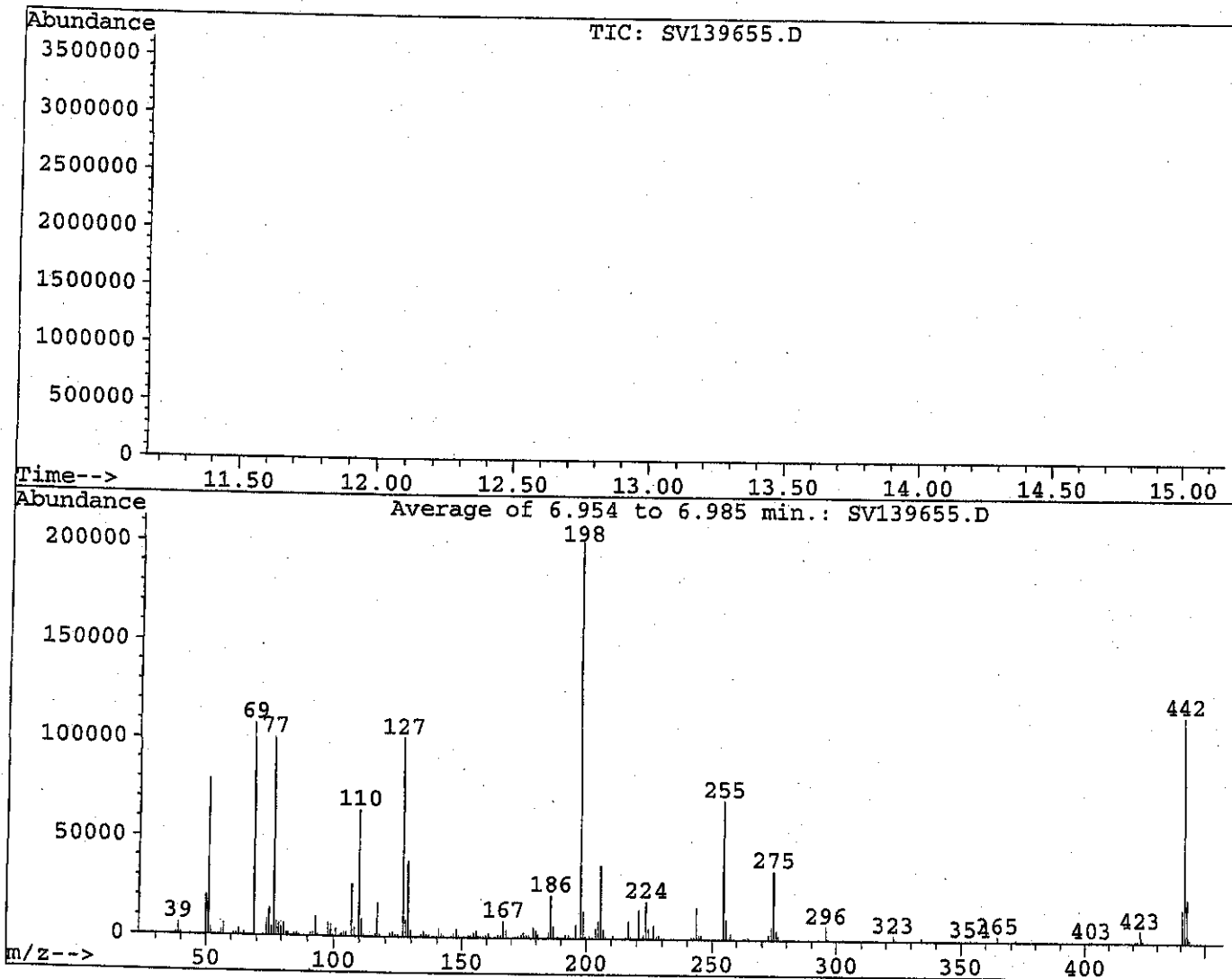
Method Name: C:\HPCHEM\1\METHODS\SV1NH.M
Calibration Table Last Updated: Thu Jul 13 08:57:50 2006



Method Name: C:\HPCHEM\1\METHODS\SV1NH.M
Calibration Table Last Updated: Thu Jul 13 10:27:07 2006

Data File : Q:\SVOA\MS1_MD\MD0706\MD071206\SV139655.D Vial: 1
 Acq On : 12 Jul 106 4:10 pm Operator: VSC
 Sample : BPG0098-TUN1 Inst : SVOA-MS1
 Misc : Multiplr: 1.00

Method : C:\HPCHEM\1\METHODS\DFTPP.M
 Title : daily instrument eval mix



Peak Apex is scan: 0

Target Mass	Rel. to Mass	Lower Limit%	Upper Limit%	Rel. Abn%	Raw Abn	Result Pass/Fail
51	198	30	60	39.2	79107	PASS
68	69	0	2	0.0	0	PASS
69	198	0	100	53.4	107728	PASS
70	69	0	2	0.0	0	PASS
127	198	40	60	50.0	100849	PASS
197	198	0	1	0.0	0	PASS
198	198	100	100	100.0	201814	PASS
199	198	5	9	6.6	13344	PASS
275	198	10	30	17.1	34578	PASS
365	198	1	100	1.3	2639	PASS
441	443	0	100	75.4	16590	PASS
442	198	40	110	56.6	114262	PASS
443	442	17	23	19.3	21999	PASS

Data File : Q:\SVOA\MS1_MD\MD0706\MD071206\SV139657.D Vial: 3
 Acq On : 12 Jul 106 5:01 pm Operator: VSC
 Sample : BPG0098-CAL1 Inst : SVOA-MS1
 Misc : Multiplr: 1.00
 Quant Time: Jul 13 8:30 19106

Method : C:\HPCHEM\1\METHODS\SV1NH.M
 Title : ELEMENT ID: 0607014(SOIL) 0607015(AQUEOUS)
 Last Update : Thu Jul 13 08:57:50 2006
 Response via : Multiple Level Calibration

Internal Standards	R.T.	QIon	Response	Conc	Units	Dev(Min)
1) 1,4-Dichlorobenzene-d4	3.63	152	589075	40.00	ng/uL	0.00
22) Naphthalene-d8	4.95	136	2169630	40.00	ng/uL	0.00
38) Acenaphthene-d10	7.29	164	990493	40.00	ng/uL	-0.01
59) Phenanthrene-d10	9.82	188	1345726	40.00	ng/uL	-0.01
74) Chrysene-d12	14.93	240	981453	40.00	ng/uL	-0.01
82) Perylene-d12	17.54	264	921718	40.00	ng/uL	-0.02

System Monitoring Compounds	R.T.	QIon	Response	Conc	Units	%Recovery
4) 2-Fluorophenol (SURR)	1.64	112	99686	4.56	ng/uL	3.04%
6) Phenol-d5 (SURR)	3.31	99	143148	5.30	ng/uL	3.53%
10) 2-Chlorophenol-d4 (SURR)	3.42	132	114237	5.38	ng/uL	3.59%
13) 1,2-Dichlorobenzene-d4 (SUR)	3.83	152	72290	5.86	ng/uL	5.86%
23) Nitrobenzene-d5 (SURR)	4.23	82	109141	5.52	ng/uL	5.52%
42) 2-Fluorobiphenyl (SURR)	6.32	172	175432	5.69	ng/uL	5.69%
64) 2,4,6-Tribromophenol (SURR)	8.62	330	18479	5.36	ng/uL	3.57%
76) Terphenyl-d14 (SURR)	12.97	244	136551	5.44	ng/uL	5.44%

Target Compounds	R.T.	QIon	Response	Conc	Units	Qvalue
2) N-Nitrosodimethylamine	0.75	74	4365	2.68	ng/uL	97
3) Pyridine	0.75	79	7826	2.80	ng/uL	92
5) bis(2-Chloroethyl) ether	3.40	93	123389	5.13	ng/uL	100
7) 2-Chlorophenol	3.43	128	113411	5.30	ng/uL	97
8) Phenol	3.33	94	180101	5.45	ng/uL	79
9) Aniline	3.30	93	183963	5.39	ng/uL	89
11) 1,3-Dichlorobenzene	3.59	146	118055	5.18	ng/uL	98
12) 1,4-Dichlorobenzene	3.65	146	124341	5.39	ng/uL	97
14) 1,2-Dichlorobenzene	3.85	146	115034	5.60	ng/uL	98
15) Benzyl Alcohol	3.83	79	82800	4.80	ng/uL	89
16) bis(2-chloroisopropyl) Ethe	4.00	45	147086	4.87	ng/uL	96
17) 2-Methylphenol	3.98	108	106446	5.48	ng/uL	100
18) Acetophenone	4.09	105	143230	5.42	ng/uL	90
19) N-Nitroso-Di-n-Propylamine	4.13	70	78249	5.23	ng/uL	97
20) Hexachloroethane	4.15	117	47383	5.36	ng/uL	98
21) 3+4-Methylphenol	4.13	108	112197	5.57	ng/uL	94
24) Nitrobenzene	4.25	77	105696	5.36	ng/uL	99
25) Isophorone	4.49	82	211057	5.09	ng/uL	95
26) 2-Nitrophenol	4.57	139	63171	5.74	ng/uL	98
27) Benzoic Acid	4.75	105	52409	3.95	ng/uLm	95
28) 2,4-Dimethylphenol	4.65	107	94633	5.13	ng/uL	97
29) bis(2-Chloroethoxy)methane	4.74	93	139296	5.09	ng/uL	98
30) 2,4-Dichlorophenol	4.83	162	77303	5.22	ng/uL	96
31) 1,2,4-Trichlorobenzene	4.91	180	80225	5.42	ng/uL	97
32) Naphthalene	4.97	128	297269	5.66	ng/uL	99
33) 4-Chloroaniline	5.07	127	127615	5.42	ng/uL	100
34) Hexachlorobutadiene	5.19	225	37503	5.71	ng/uL	97
35) 4-Chloro-3-Methylphenol	5.66	107	88106	5.34	ng/uL	91
36) 2-Methylnaphthalene	5.78	142	194903	5.62	ng/uL	99
37) 1-Methylnaphthalene	5.93	142	192523	5.59	ng/uL	99
39) Hexachlorocyclopentadiene	6.10	237	28144	4.34	ng/uL	99
40) 2,4,6-Trichlorophenol	6.21	196	48501	5.19	ng/uL	95
41) 2,4,5-Trichlorophenol	6.26	196	52705	5.36	ng/uL	97
43) Biphenyl	6.43	154	212029	5.82	ng/uL	98
44) 2-Chloronaphthalene	6.43	162	183264	5.74	ng/uL	99
45) Dimethylphthalate	6.99	163	182691	5.47	ng/uL	98
46) Acenaphthylene	7.05	152	283001	5.77	ng/uL	100
47) 2,6-Dinitrotoluene	7.08	165	45537	6.05	ng/uL	94
48) 2-Nitroaniline	6.63	65	56470	5.91	ng/uL	98

(#) = qualifier out of range (m) = manual integration
 SV139657.D SV1NH.M Thu Jul 13 09:03:02 2006

Data File : Q:\SVOA\MS1_MD\MD0706\MD071206\SV139657.D Vial: 3
 Acq On : 12 Jul 106 5:01 pm Operator: VSC
 Sample : BPG0098-CAL1 Inst : SVOA-MS1
 Misc : Multiplr: 1.00
 Quant Time: Jul 13 8:30 19106

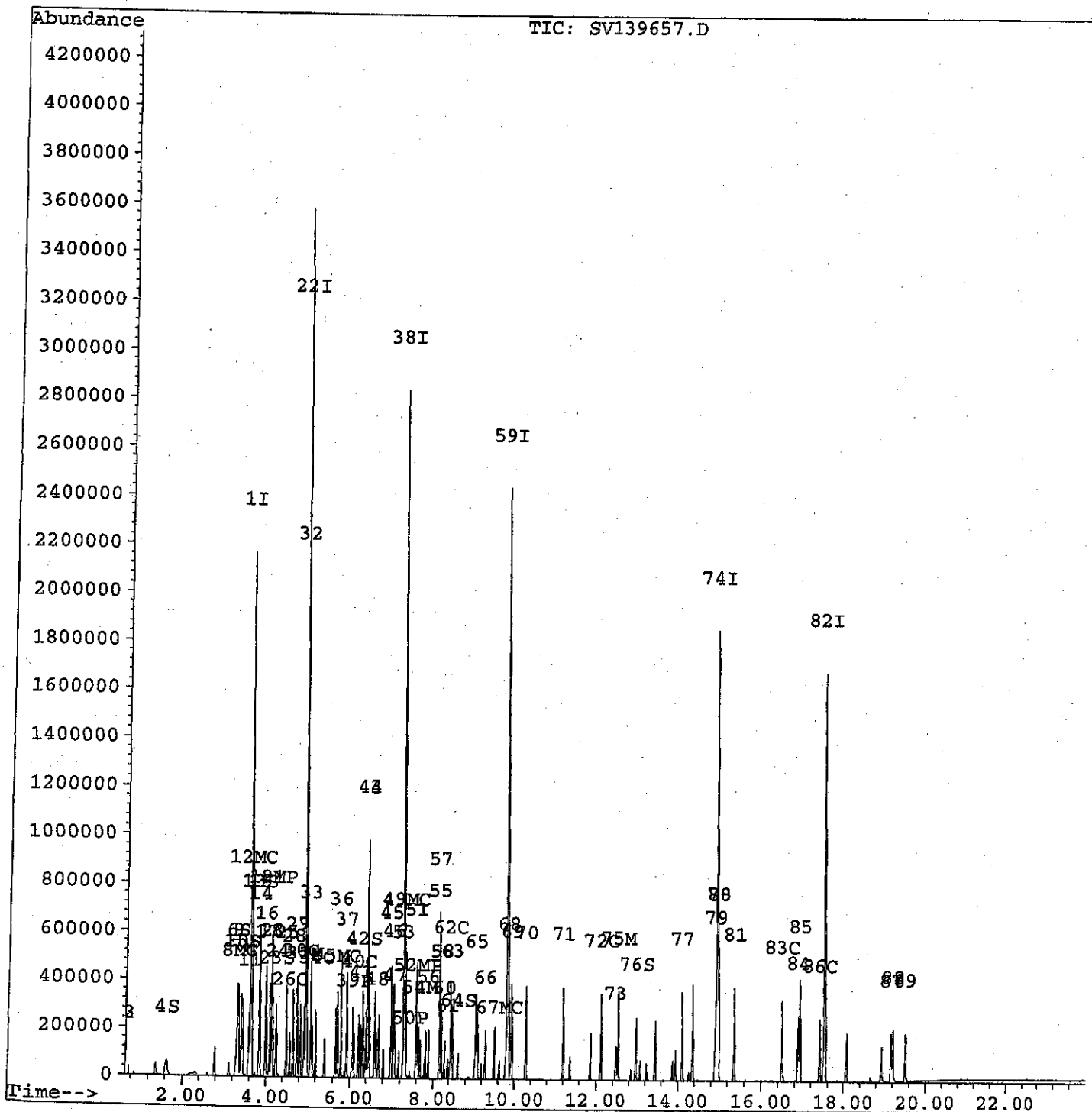
Method : C:\HPCHEM\1\METHODS\SV1NH.M
 Title : ELEMENT ID: 0607014(SOIL) 0607015(AQUEOUS)
 Last Update : Thu Jul 13 08:57:50 2006
 Response via : Multiple Level Calibration

Compound	R.T.	QIon	Response	Conc	Unit	Qvalue
49) Acenaphthene	7.34	153	161865	5.47	ng/uL	99
50) 2,4-Dinitrophenol	7.43	184	8153	2.08	ng/uL	85
51) Dibenzofuran	7.59	168	221627	5.50	ng/uL	85
52) 4-Nitrophenol	7.60	65	30679	4.87	ng/uL	98
53) 3-Nitroaniline	7.27	65	60320	5.33	ng/uL	91
54) 2,4-Dinitrotoluene	7.69	165	54071	5.63	ng/uL	80
55) Fluorene	8.17	166	178243	5.82	ng/uL	98
56) 2,3,4,6-Tetrachlorophenol	7.88	232	36493	5.26	ng/ul	96
57) Diethylphthalate	8.15	149	191638	5.46	ng/uL	99
58) 4-Chloro-phenyl-phenyl eth	8.21	204	75766	5.61	ng/uL	97
60) 4-Nitroaniline	8.29	138	58412	5.74	ng/uL	86
61) 4,6-Dinitro-2-Methylphenol	8.36	198	21257	4.84	ng/uL	86
62) N-nitrosodiphenylamine	8.42	169	151334	6.06	ng/uL	98
63) Azobenzene	8.47	77	218021	5.68	ng/ul	99
65) 4-Bromophenyl-phenylether	9.05	248	38300	5.76	ng/uL	96
66) Hexachlorobenzene	9.27	284	41049	5.44	ng/uL	82
67) Pentachlorophenol	9.62	266	16806	3.91	ng/uL	97
68) Phenanthrene	9.86	178	235245	6.00	ng/uL	100
69) Anthracene	9.93	178	236343	5.96	ng/uL	99
70) Carbazole	10.28	167	236345	5.76	ng/uL	99
71) Di-n-butylphthalate	11.20	149	330137	5.57	ng/uL	99
72) Fluoranthene	12.11	202	213089	5.46	ng/uL	96
73) Benzidine	12.46	184	90433	4.62	ng/ul	99
75) Pyrene	12.52	202	230906	5.48	ng/uL	95
77) Butylbenzylphthalate	14.09	149	141135	5.22	ng/uL	99
78) 3,3'-Dichlorobenzidine	14.97	252	70528	5.53	ng/uL	96
79) Benzo(a)anthracene	14.89	228	192706	5.19	ng/uL	98
80) Chrysene	14.97	228	177908	5.37	ng/uL	100
81) bis(2-Ethylhexyl)phthalate	15.35	149	182554	5.03	ng/uL	98
83) Di-n-octylphthalate	16.50	149	309910	5.72	ng/uL	100
84) Benzo(b)fluoranthene	16.88	252	179565	5.23	ng/uLm	98
85) Benzo(k)fluoranthene	16.93	252	158646	6.93	ng/uL	91
86) Benzo(a)pyrene	17.42	252	142334	5.24	ng/uL	98
87) Indeno(1,2,3-Cd)Pyrene	19.16	276	134912	4.83	ng/uL	91
88) Dibenzo(a,h)Anthracene	19.20	278	114300	4.86	ng/uL	96
89) Benzo(g,h,i)perylene	19.51	276	117746	4.75	ng/uL	98

(#) = qualifier out of range (m) = manual integration
 SV139657.D SV1NH.M Thu Jul 13 09:03:04 2006

Data File : Q:\SVOA\MS1_MD\MD0706\MD071206\SV139657.D Vial: 3
Acq On : 12 Jul 106 5:01 pm Operator: VSC
Sample : BPG0098-CAL1 Inst : SVOA-MS1
Misc : Multiplr: 1.00
Quant Time: Jul 13 8:30 19106

Method : C:\HPCHEM\1\METHODS\SVINH.M
Title : ELEMENT ID: 0607014(SOIL) 0607015(AQUEOUS)
Last Update : Thu Jul 13 08:57:50 2006
Response via : Multiple Level Calibration



Data File : Q:\SVOA\MS1_MD\MD0706\MD071206\SV139658.D Vial: 4
 Acq On : 12 Jul 106 5:31 pm Operator: VSC
 Sample : BPG0098-CAL2 Inst : SVOA-MS1
 Misc : Multiplr: 1.00
 Quant Time: Jul 13 8:31 19106

Method : C:\HPCHEM\1\METHODS\SV1NH.M
 Title : ELEMENT ID: 0607014(SOIL) 0607015(AQUEOUS)
 Last Update : Thu Jul 13 08:57:50 2006
 Response via : Multiple Level Calibration

Internal Standards	R.T.	QIon	Response	Conc	Units	Dev(Min)
1) 1,4-Dichlorobenzene-d4	3.63	152	634418	40.00	ng/uL	0.00
22) Naphthalene-d8	4.95	136	2294329	40.00	ng/uL	0.00
38) Acenaphthene-d10	7.29	164	1055640	40.00	ng/uL	0.00
59) Phenanthrene-d10	9.82	188	1473564	40.00	ng/uL	0.00
74) Chrysene-d12	14.94	240	1080799	40.00	ng/uL	0.00
82) Perylene-d12	17.55	264	1073568	40.00	ng/uL	0.00

System Monitoring Compounds	R.T.	QIon	Response	Conc	Units	%Recovery
4) 2-Fluorophenol (SURR)	1.62	112	220678	9.45	ng/uL	6.30%
6) Phenol-d5 (SURR)	3.32	99	301375	10.38	ng/uL	6.92%
10) 2-Chlorophenol-d4 (SURR)	3.41	132	248020	10.88	ng/uL	7.25%
13) 1,2 Dichlorobenzene-d4 (SUR)	3.84	152	149909	11.22	ng/uL	11.22%
23) Nitrobenzene-d5 (SURR)	4.23	82	230540	10.91	ng/uL	10.91%
42) 2-Fluorobiphenyl (SURR)	6.32	172	359116	10.91	ng/uL	10.91%
64) 2,4,6-Tribromophenol (SURR)	8.62	330	43168	11.13	ng/uL	7.42%
76) Terphenyl-d14 (SURR)	12.97	244	287874	10.36	ng/uL	10.36%

Target Compounds	R.T.	QIon	Response	Conc	Units	Qvalue
2) N-Nitrosodimethylamine	0.75	74	9259	5.46	ng/uL	99
3) Pyridine	0.75	79	16831	5.84	ng/uL	90
5) bis(2-Chloroethyl) ether	3.40	93	267006	10.36	ng/uL	99
7) 2-Chlorophenol	3.43	128	244348	10.64	ng/uL	97
8) Phenol	3.33	94	387292	10.90	ng/uL	86
9) Aniline	3.31	93	395240	10.76	ng/uL	93
11) 1,3-Dichlorobenzene	3.59	146	255937	10.49	ng/uL	100
12) 1,4-Dichlorobenzene	3.65	146	263180	10.59	ng/uL	99
14) 1,2-Dichlorobenzene	3.84	146	240931	10.90	ng/uL	98
15) Benzyl Alcohol	3.83	79	180074	9.89	ng/uL	97
16) bis(2-chloroisopropyl)Ethe	3.99	45	309501	9.67	ng/uL	97
17) 2-Methylphenol	3.98	108	222134	10.60	ng/uL	97
18) Acetophenone	4.09	105	305788	10.76	ng/uL	90
19) N-Nitroso-Di-n-Propylamine	4.13	70	162766	10.18	ng/uL	97
20) Hexachloroethane	4.15	117	102408	10.79	ng/uL	94
21) 3+4-Methylphenol	4.13	108	233646	10.72	ng/uL	97
24) Nitrobenzene	4.25	77	225166	10.78	ng/uL	98
25) Isophorone	4.49	82	439558	10.07	ng/uL	99
26) 2-Nitrophenol	4.58	139	131997	10.92	ng/uL	92
27) Benzoic Acid	4.79	105	130481	9.07	ng/uL	97
28) 2,4-Dimethylphenol	4.66	107	202205	10.40	ng/uL	97
29) bis(2-Chloroethoxy)methane	4.75	93	300612	10.41	ng/uL	97
30) 2,4-Dichlorophenol	4.82	162	171313	10.89	ng/uL	99
31) 1,2,4-Trichlorobenzene	4.91	180	169760	10.80	ng/uL	98
32) Naphthalene	4.97	128	610590	10.99	ng/uL	100
33) 4-Chloroaniline	5.07	127	283993	11.43	ng/uL	100
34) Hexachlorobutadiene	5.19	225	76308	10.95	ng/uL	99
35) 4-Chloro-3-Methylphenol	5.67	107	185207	10.57	ng/uL	91
36) 2-Methylnaphthalene	5.79	142	405552	11.01	ng/uL	99
37) 1-Methylnaphthalene	5.92	142	401614	11.00	ng/uL	99
39) Hexachlorocyclopentadiene	6.09	237	66608	9.84	ng/uL	98
40) 2,4,6-Trichlorophenol	6.21	196	102157	10.21	ng/uL	98
41) 2,4,5-Trichlorophenol	6.26	196	114110	10.81	ng/uL	99
43) Biphenyl	6.43	154	436206	11.22	ng/uL	97
44) 2-Chloronaphthalene	6.43	162	383657	11.27	ng/uL	98
45) Dimethylphthalate	6.99	163	378383	10.61	ng/uL	98
46) Acenaphthylene	7.04	152	580897	11.10	ng/uL	99
47) 2,6-Dinitrotoluene	7.07	165	98244	11.78	ng/uL	94
48) 2-Nitroaniline	6.64	65	121176	11.65	ng/uL	99

(#) = qualifier out of range (m) = manual integration
 SV139658.D SV1NH.M Thu Jul 13 09:03:28 2006

Data File : Q:\SVOA\MS1_MD\MD0706\MD071206\SV139658.D Vial: 4
 Acq On : 12 Jul 106 5:31 pm Operator: VSC
 Sample : BPG0098-CAL2 Inst : SVOA-MS1
 Misc : Multiplr: 1.00
 Quant Time: Jul 13 8:31 19106

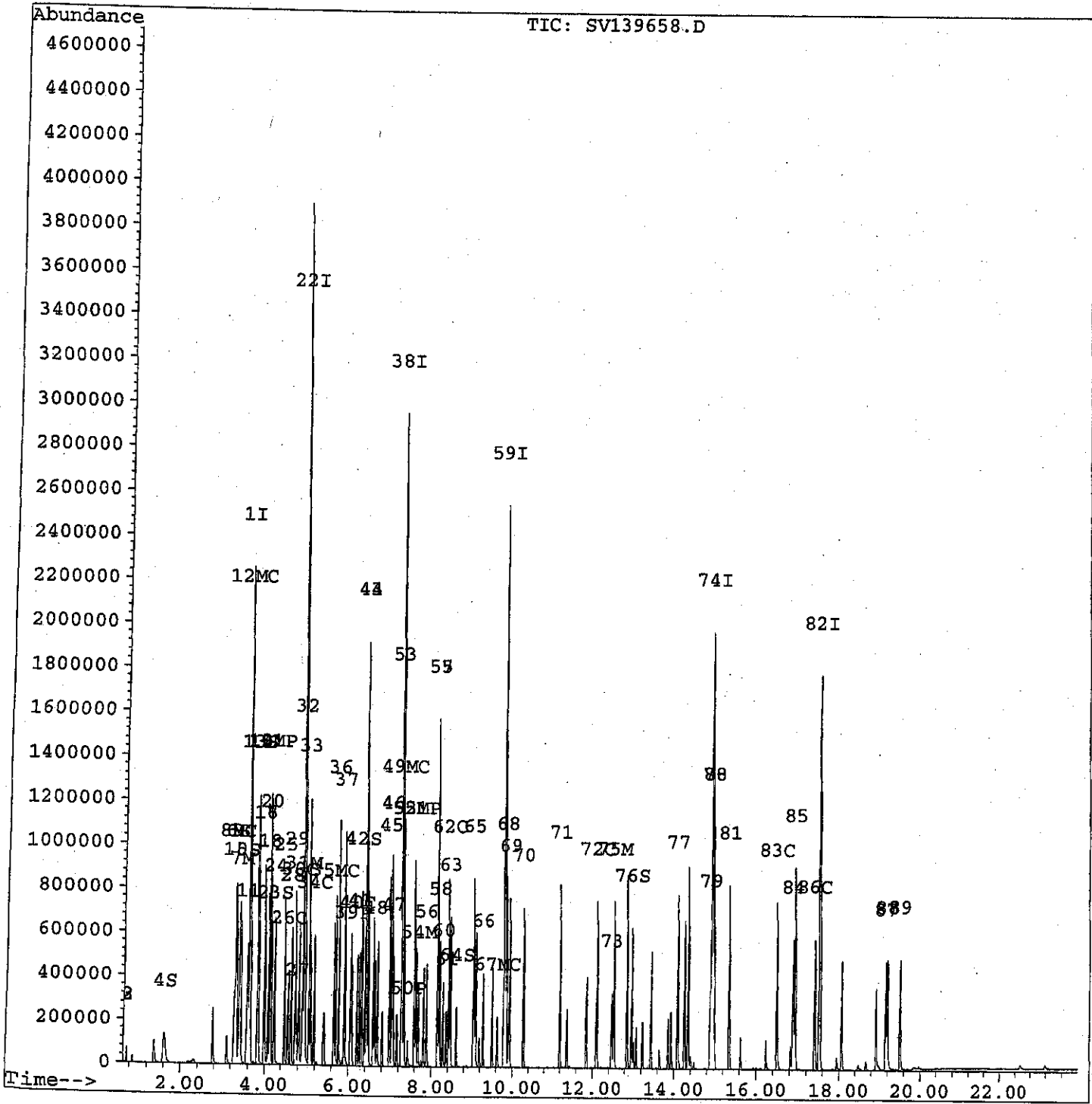
Method : C:\HPCHEM\1\METHODS\SV1NH.M
 Title : ELEMENT ID: 0607014(SOIL) 0607015(AQUEOUS)
 Last Update : Thu Jul 13 08:57:50 2006
 Response via : Multiple Level Calibration

Compound	R.T.	QIon	Response	Conc	Unit	Qvalue
49) Acenaphthene	7.34	153	342878	10.91	ng/uL	99
50) 2,4-Dinitrophenol	7.44	184	33784	8.80	ng/uL	98
51) Dibenzofuran	7.60	168	463383	10.77	ng/uL	75
52) 4-Nitrophenol	7.60	65	67909	9.90	ng/uL	88
53) 3-Nitroaniline	7.27	65	129655	10.60	ng/uL	98
54) 2,4-Dinitrotoluene	7.70	165	120611	11.20	ng/uL	79
55) Fluorene	8.16	166	369600	11.31	ng/uL	99
56) 2,3,4,6-Tetrachlorophenol	7.89	232	81120	10.88	ng/uL	98
57) Diethylphthalate	8.16	149	392542	10.52	ng/uL	99
58) 4-Chloro-phenyl-phenyl eth	8.21	204	163651	11.36	ng/uL	99
60) 4-Nitroaniline	8.29	138	125792	10.91	ng/uL	98
61) 4,6-Dinitro-2-Methylphenol	8.37	198	60781	11.67	ng/uL	91
62) N-nitrosodiphenylamine	8.43	169	313314	11.40	ng/uL	100
63) Azobenzene	8.47	77	464339	11.01	ng/uL	97
65) 4-Bromophenyl-phenylether	9.06	248	81711	11.13	ng/uL	91
66) Hexachlorobenzene	9.28	284	90899	10.98	ng/uL	97
67) Pentachlorophenol	9.63	266	45497	9.63	ng/uL	96
68) Phenanthrene	9.86	178	477275	11.04	ng/uL	99
69) Anthracene	9.94	178	492768	11.29	ng/uL	99
70) Carbazole	10.29	167	497566	11.02	ng/uL	99
71) Di-n-butylphthalate	11.20	149	692116	10.65	ng/uL	100
72) Fluoranthene	12.11	202	446493	10.43	ng/uL	90
73) Benzidine	12.46	184	212751	9.97	ng/uL	99
75) Pyrene	12.52	202	482944	10.32	ng/uL	94
77) Butylbenzylphthalate	14.09	149	301700	10.11	ng/uL	97
78) 3,3'-Dichlorobenzidine	14.97	252	147509	10.40	ng/uL	98
79) Benzo(a)anthracene	14.90	228	400498	9.76	ng/uL	99
80) Chrysene	14.98	228	363753	9.92	ng/uL	99
81) bis(2-Ethylhexyl)phthalate	15.35	149	397215	9.97	ng/uL	99
83) Di-n-octylphthalate	16.50	149	683393	10.77	ng/uL	100
84) Benzo(b)fluoranthene	16.89	252	360701	8.97	ng/uL	99
85) Benzo(k)fluoranthene	16.93	252	362992	13.40	ng/uL	93
86) Benzo(a)pyrene	17.42	252	341177	10.84	ng/uL	96
87) Indeno(1,2,3-Cd)Pyrene	19.16	276	331643	10.33	ng/uL	99
88) Dibenzo(a,h)Anthracene	19.21	278	286141	10.60	ng/uL	90
89) Benzo(g,h,i)perylene	19.52	276	282008	9.91	ng/uL	100

(#) = qualifier out of range (m) = manual integration
 SV139658.D SV1NH.M Thu Jul 13 09:03:30 2006

Data File : Q:\SVOA\MS1_MD\MD0706\MD071206\SV139658.D Vial: 4
Acq On : 12 Jul 106 5:31 pm Operator: VSC
Sample : BPG0098-CAL2 Inst : SVOA-MS1
Misc : Multiplr: 1.00
Quant Time: Jul 13 8:31 19106

Method : C:\HPCHEM\1\METHODS\SV1NH.M
Title : ELEMENT ID: 0607014(SOIL) 0607015(AQUEOUS)
Last Update : Thu Jul 13 08:57:50 2006
Response via : Multiple Level Calibration



Data File : Q:\SVOA\MS1_MD\MD0706\MD071206\SV139659.D Vial: 5
 Acq On : 12 Jul 106 6:02 pm Operator: VSC
 Sample : BPG0098-CAL3 Inst : SVOA-MS1
 Misc : Multiplr: 1.00
 Quant Time: Jul 13 8:55 19106

Method : C:\HPCHEM\1\METHODS\SV1NH.M
 Title : ELEMENT ID: 0607014 (SOIL) 0607015 (AQUEOUS)
 Last Update : Thu Jul 13 08:57:50 2006
 Response via : Multiple Level Calibration

Internal Standards	R.T.	QIon	Response	Conc	Units	Dev (Min)
1) 1,4-Dichlorobenzene-d4	3.63	152	604250	40.00	ng/uL	0.00
22) Naphthalene-d8	4.95	136	2167512	40.00	ng/uL	0.00
38) Acenaphthene-d10	7.30	164	990089	40.00	ng/uL	0.01
59) Phenanthrene-d10	9.83	188	1394241	40.00	ng/uL	0.00
74) Chrysene-d12	14.94	240	1063053	40.00	ng/uL	0.00
82) Perylene-d12	17.55	264	1066609	40.00	ng/uL	0.00

System Monitoring Compounds	R.T.	QIon	Response	Conc	Units	%Recovery
4) 2-Fluorophenol (SURR)	1.62	112	539444	24.24	ng/uL	16.16%
6) Phenol-d5 (SURR)	3.33	99	705224	25.66	ng/uL	17.11%
10) 2-Chlorophenol-d4 (SURR)	3.42	132	565234	26.07	ng/uL	17.38%
13) 1,2 Dichlorobenzene-d4 (SUR)	3.83	152	332094	26.10	ng/uL	26.10%
23) Nitrobenzene-d5 (SURR)	4.24	82	529510	26.07	ng/uL	26.07%
42) 2-Fluorobiphenyl (SURR)	6.32	172	833861	26.95	ng/uL	26.95%
64) 2,4,6-Tribromophenol (SURR)	8.63	330	108406	28.91	ng/uL	19.27%
76) Terphenyl-d14 (SURR)	12.98	244	671122	24.52	ng/uL	24.52%

Target Compounds	R.T.	QIon	Response	Conc	Units	Qvalue
2) N-Nitrosodimethylamine	0.75	74	28053	18.08	ng/uL	95
3) Pyridine	0.75	79	48270	18.23	ng/uL	92
5) bis(2-Chloroethyl) ether	3.40	93	619147	25.42	ng/uL	99
7) 2-Chlorophenol	3.44	128	565708	25.91	ng/uL	99
8) Phenol	3.34	94	862576	25.55	ng/uL	81
9) Aniline	3.31	93	930978	26.77	ng/uL	91
11) 1,3-Dichlorobenzene	3.59	146	598600	25.75	ng/uL	100
12) 1,4-Dichlorobenzene	3.65	146	612848	25.82	ng/uL	99
14) 1,2-Dichlorobenzene	3.84	146	551466	26.22	ng/uL	98
15) Benzyl Alcohol	3.83	79	415276	24.21	ng/uL	91
16) bis(2-chloroisopropyl) Ethe	4.00	45	710038	23.58	ng/uL	99
17) 2-Methylphenol	3.98	108	510388	25.50	ng/uL	100
18) Acetophenone	4.09	105	704814	26.01	ng/uL	94
19) N-Nitroso-Di-n-Propylamine	4.14	70	363831	24.14	ng/uL	98
20) Hexachloroethane	4.15	117	236078	26.09	ng/uL	100
21) 3+4-Methylphenol	4.14	108	535480	25.79	ng/uL	99
24) Nitrobenzene	4.26	77	524518	26.36	ng/uL	96
25) Isophorone	4.50	82	1010718	24.59	ng/uL	96
26) 2-Nitrophenol	4.58	139	316947	26.95	ng/uL	96
27) Benzoic Acid	4.84	105	397152	28.08	ng/uL	96
28) 2,4-Dimethylphenol	4.66	107	468593	25.54	ng/uL	98
29) bis(2-Chloroethoxy)methane	4.75	93	686184	25.15	ng/uL	99
30) 2,4-Dichlorophenol	4.83	162	398330	26.63	ng/uL	96
31) 1,2,4-Trichlorobenzene	4.91	180	395647	26.49	ng/uL	99
32) Naphthalene	4.97	128	1377391	26.21	ng/uL	100
33) 4-Chloroaniline	5.07	127	639162	27.11	ng/uL	99
34) Hexachlorobutadiene	5.20	225	175756	26.71	ng/uL	98
35) 4-Chloro-3-Methylphenol	5.68	107	440329	26.48	ng/uL	96
36) 2-Methylnaphthalene	5.79	142	903905	25.97	ng/uL	99
37) 1-Methylnaphthalene	5.92	142	912183	26.40	ng/uL	100
39) Hexachlorocyclopentadiene	6.10	237	169445	26.98	ng/uL	97
40) 2,4,6-Trichlorophenol	6.21	196	244488	25.94	ng/uL	99
41) 2,4,5-Trichlorophenol	6.27	196	270541	27.02	ng/uL	99
43) Biphenyl	6.44	154	947679	26.01	ng/uL	98
44) 2-Chloronaphthalene	6.44	162	845073	26.49	ng/uL	99
45) Dimethylphthalate	7.00	163	865361	25.82	ng/uL	99
46) Acenaphthylene	7.05	152	1333136	27.10	ng/uL	100
47) 2,6-Dinitrotoluene	7.08	165	231100	28.74	ng/uL	95
48) 2-Nitroaniline	6.65	65	282803	28.45	ng/uL	98

(#) = qualifier out of range (m) = manual integration
 SV139659.D SV1NH.M Thu Jul 13 09:03:54 2006

Data File : Q:\SVOA\MS1_MD\MD0706\MD071206\SV139659.D Vial: 5
 Acq On : 12 Jul 106 6:02 pm Operator: VSC
 Sample : BPG0098-CAL3 Inst : SVOA-MS1
 Misc : Multiplr: 1.00
 Quant Time: Jul 13 8:55 19106

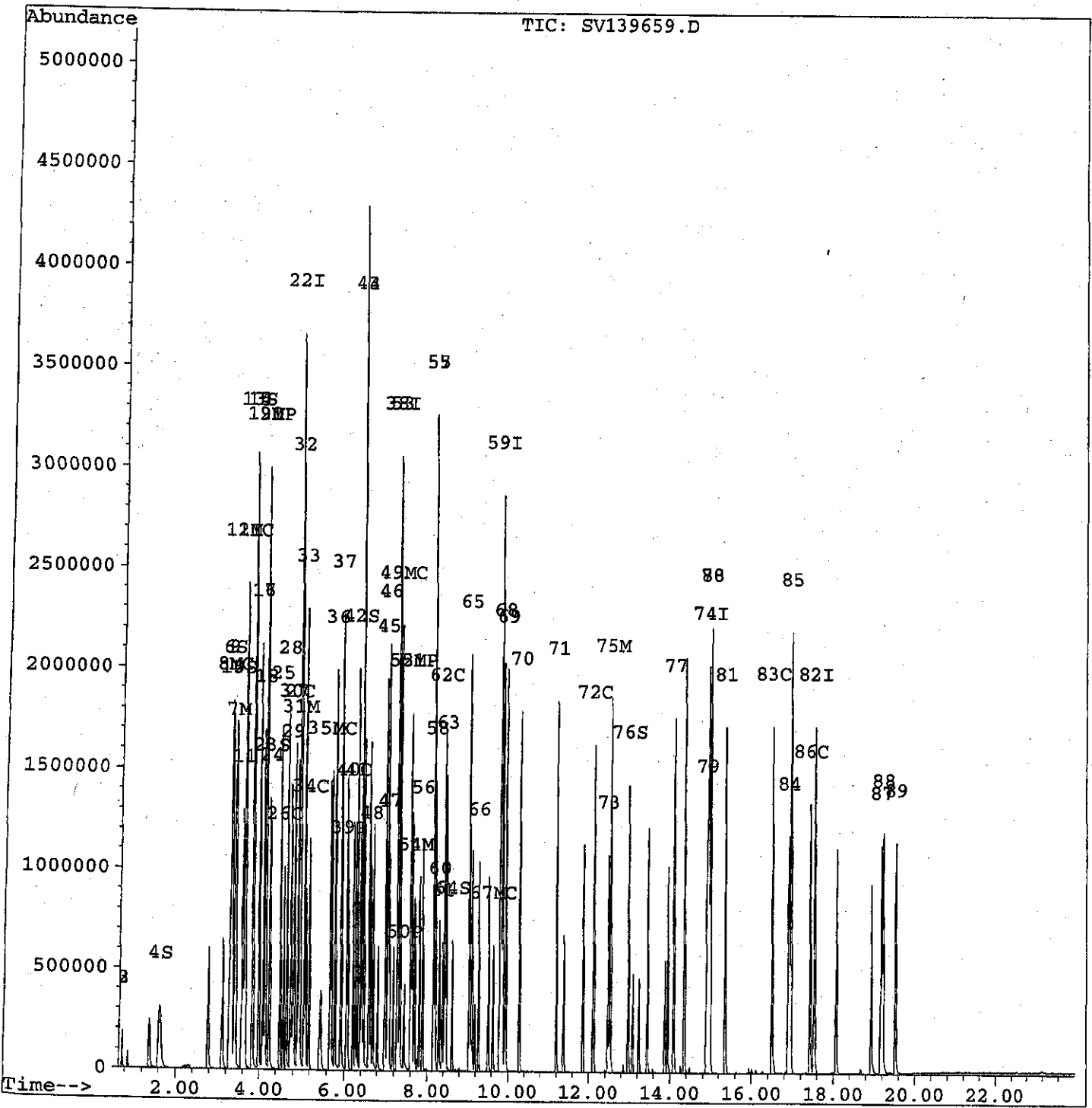
Method : C:\HPCHEM\1\METHODS\SV1NH.M
 Title : ELEMENT ID: 0607014(SOIL) 0607015(AQUEOUS)
 Last Update : Thu Jul 13 08:57:50 2006
 Response via : Multiple Level Calibration

Compound	R.T.	QIon	Response	Conc	Unit	Qvalue
49) Acenaphthene	7.35	153	780282	26.46	ng/uL	100
50) 2,4-Dinitrophenol	7.45	184	117912	33.26	ng/uL	94
51) Dibenzofuran	7.60	168	1063138	26.33	ng/uL	95
52) 4-Nitrophenol	7.62	65	164858	25.11	ng/uL	97
53) 3-Nitroaniline	7.29	65	288152	24.79	ng/uL	84
54) 2,4-Dinitrotoluene	7.71	165	287890	27.41	ng/uL	84
55) Fluorene	8.17	166	837395	27.27	ng/uL	99
56) 2,3,4,6-Tetrachlorophenol	7.90	232	191924	27.18	ng/uL	98
57) Diethylphthalate	8.17	149	877628	25.11	ng/uL	100
58) 4-Chloro-phenyl-phenyl eth	8.21	204	369061	27.19	ng/uL	94
60) 4-Nitroaniline	8.31	138	301348	26.90	ng/uL	96
61) 4,6-Dinitro-2-Methylphenol	8.39	198	169630	31.79	ng/uL	94
62) N-nitrosodiphenylamine	8.45	169	715546	27.32	ng/uL	99
63) Azobenzene	8.48	77	1064831	26.41	ng/uL	97
65) 4-Bromophenyl-phenylether	9.07	248	188863	26.95	ng/uL	89
66) Hexachlorobenzene	9.28	284	212835	27.00	ng/uL	88
67) Pentachlorophenol	9.64	266	125622	27.87	ng/uL	98
68) Phenanthrene	9.87	178	1101739	26.87	ng/uL	100
69) Anthracene	9.95	178	1120372	27.07	ng/uL	99
70) Carbazole	10.30	167	1141046	26.58	ng/uL	100
71) Di-n-butylphthalate	11.21	149	1608090	26.15	ng/uL	100
72) Fluoranthene	12.11	202	1054625	26.08	ng/uL	88
73) Benzidine	12.47	184	653016	32.51	ng/uL	97
75) Pyrene	12.53	202	1130460	24.53	ng/uL	99
77) Butylbenzylphthalate	14.10	149	704128	24.06	ng/uL	97
78) 3,3'-Dichlorobenzidine	14.98	252	355538	25.32	ng/uL	93
79) Benzo(a)anthracene	14.90	228	952480	23.65	ng/uL	99
80) Chrysene	14.99	228	856074	23.84	ng/uL	99
81) bis(2-Ethylhexyl)phthalate	15.36	149	915969	23.53	ng/uL	99
83) Di-n-octylphthalate	16.50	149	1613965	25.63	ng/uL	100
84) Benzo(b)fluoranthene	16.91	252	913869	23.06	ng/uL	99
85) Benzo(k)fluoranthene	16.95	252	795554	28.88	ng/uLm	94
86) Benzo(a)pyrene	17.43	252	818346	26.15	ng/uL	97
87) Indeno(1,2,3-Cd)Pyrene	19.18	276	810918	25.64	ng/uL	97
88) Dibenzo(a,h)Anthracene	19.22	278	697239	26.19	ng/uL	99
89) Benzo(g,h,i)perylene	19.54	276	685384	24.60	ng/uL	98

(#) = qualifier out of range (m) = manual integration
 SV139659.D SV1NH.M Thu Jul 13 09:03:56 2006

Data File : Q:\SVOA\MS1_MD\MD0706\MD071206\SV139659.D Vial: 5
Acq On : 12 Jul 106 6:02 pm Operator: VSC
Sample : BPG0098-CAL3 Inst : SVOA-MS1
Misc : Multiplr: 1.00
Quant Time: Jul 13 8:55 19106

Method : C:\HPCHEM\1\METHODS\SV1NH.M
Title : ELEMENT ID: 0607014(SOIL) 0607015(AQUEOUS)
Last Update : Thu Jul 13 08:57:50 2006
Response via : Multiple Level Calibration



Data File : Q:\SVOA\MS1_MD\MD0706\MD071206\SV139656.D Vial: 2
 Acq On : 12 Jul 106 4:30 pm Operator: VSC
 Sample : BPG0098-CAL4 Inst : SVOA-MS1
 Misc : Multiplr: 1.00
 Quant Time: Jul 13 8:55 19106

Method : C:\HPCHEM\1\METHODS\SV1NH.M
 Title : ELEMENT ID: 0607014(SOIL) 0607015(AQUEOUS)
 Last Update : Thu Jul 13 08:57:50 2006
 Response via : Multiple Level Calibration

Internal Standards	R.T.	QIon	Response	Conc	Units	Dev(Min)
1) 1,4-Dichlorobenzene-d4	3.62	152	512793	40.00	ng/uL	0.00
22) Naphthalene-d8	4.95	136	1841351	40.00	ng/uL	0.00
38) Acenaphthene-d10	7.30	164	833520	40.00	ng/uL	0.00
59) Phenanthrene-d10	9.83	188	1184795	40.00	ng/uL	0.00
74) Chrysene-d12	14.95	240	915344	40.00	ng/uL	0.00
82) Perylene-d12	17.55	264	922306	40.00	ng/uL	0.00

System Monitoring Compounds	R.T.	QIon	Response	Conc	Units	%Recovery
4) 2-Fluorophenol (SURR)	1.62	112	947383	50.28	ng/uL	33.52%
6) Phenol-d5 (SURR)	3.33	99	1233009	52.90	ng/uL	35.27%
10) 2-Chlorophenol-d4 (SURR)	3.41	132	943643	51.24	ng/uL	34.16%
13) 1,2 Dichlorobenzene-d4 (SUR)	3.83	152	553908	51.37	ng/uL	51.37%
23) Nitrobenzene-d5 (SURR)	4.24	82	890542	51.16	ng/uL	51.16%
42) 2-Fluorobiphenyl (SURR)	6.32	172	1376627	52.58	ng/uL	52.58%
64) 2,4,6-Tribromophenol (SURR)	8.63	330	175964	53.97	ng/uL	35.98%
76) Terphenyl-d14 (SURR)	12.98	244	1155697	49.12	ng/uL	49.12%

Target Compounds	R.T.	QIon	Response	Conc	Units	Qvalue
2) N-Nitrosodimethylamine	0.75	74	41615	32.86	ng/uL	96
3) Pyridine	0.75	79	75843	35.03	ng/uL	93
5) bis(2-Chloroethyl) ether	3.40	93	1026148	49.96	ng/uL	98
7) 2-Chlorophenol	3.43	128	939843	50.71	ng/uL	97
8) Phenol	3.35	94	1455271	50.94	ng/uL	78
9) Aniline	3.31	93	1510444	51.24	ng/uL	90
11) 1,3-Dichlorobenzene	3.58	146	974897	49.43	ng/uL	99
12) 1,4-Dichlorobenzene	3.64	146	1018967	50.55	ng/uL	98
14) 1,2-Dichlorobenzene	3.84	146	884851	49.71	ng/uL	100
15) Benzyl Alcohol	3.83	79	678852	47.34	ng/uL	90
16) bis(2-chloroisopropyl) Ethe	4.00	45	1182900	47.01	ng/uL	97
17) 2-Methylphenol	3.98	108	870166	51.16	ng/uL	100
18) Acetophenone	4.09	105	1178330	51.12	ng/uL	93
19) N-Nitroso-Di-n-Propylamine	4.14	70	597549	47.23	ng/uL	97
20) Hexachloroethane	4.15	117	375409	48.97	ng/uL	95
21) 3+4-Methylphenol	4.15	108	918799	52.06	ng/uL	91
24) Nitrobenzene	4.26	77	875272	51.48	ng/uL	94
25) Isophorone	4.50	82	1685184	48.41	ng/uL	93
26) 2-Nitrophenol	4.58	139	558288	54.63	ng/uL	88
27) Benzoic Acid	4.87	105	721048	57.59	ng/uL	99
28) 2,4-Dimethylphenol	4.65	107	762915	48.88	ng/uL	97
29) bis(2-Chloroethoxy)methane	4.75	93	1110624	47.99	ng/uL	99
30) 2,4-Dichlorophenol	4.83	162	660564	51.57	ng/uL	98
31) 1,2,4-Trichlorobenzene	4.91	180	637573	50.05	ng/uL	99
32) Naphthalene	4.97	128	2217336	49.80	ng/uL	99
33) 4-Chloroaniline	5.07	127	1026326	51.27	ng/uL	100
34) Hexachlorobutadiene	5.19	225	292292	52.09	ng/uL	99
35) 4-Chloro-3-Methylphenol	5.68	107	761427	53.45	ng/uL	99
36) 2-Methylnaphthalene	5.79	142	1487168	50.27	ng/uL	100
37) 1-Methylnaphthalene	5.93	142	1491830	50.80	ng/uL	99
39) Hexachlorocyclopentadiene	6.10	237	219100	41.55	ng/uL	98
40) 2,4,6-Trichlorophenol	6.22	196	400585	50.31	ng/uL	100
41) 2,4,5-Trichlorophenol	6.28	196	437553	51.56	ng/uL	99
43) Biphenyl	6.44	154	1526760	49.99	ng/uL	98
44) 2-Chloronaphthalene	6.44	162	1367341	50.97	ng/uL	98
45) Dimethylphthalate	7.01	163	1413428	50.10	ng/uL	99
46) Acenaphthylene	7.05	152	2159030	51.93	ng/uL	99
47) 2,6-Dinitrotoluene	7.09	165	389122	56.37	ng/uL	99
48) 2-Nitroaniline	6.65	65	418526	48.57	ng/uL	94

(#) = qualifier out of range (m) = manual integration
 SV139656.D SV1NH.M Thu Jul 13 10:01:35 2006

Data File : Q:\SVOA\MS1_MD\MD0706\MD071206\SV139656.D Vial: 2
 Acq On : 12 Jul 106 4:30 pm Operator: VSC
 Sample : BPG0098-CAL4 Inst : SVOA-MS1
 Misc : Multiplr: 1.00
 Quant Time: Jul 13 8:55 19106

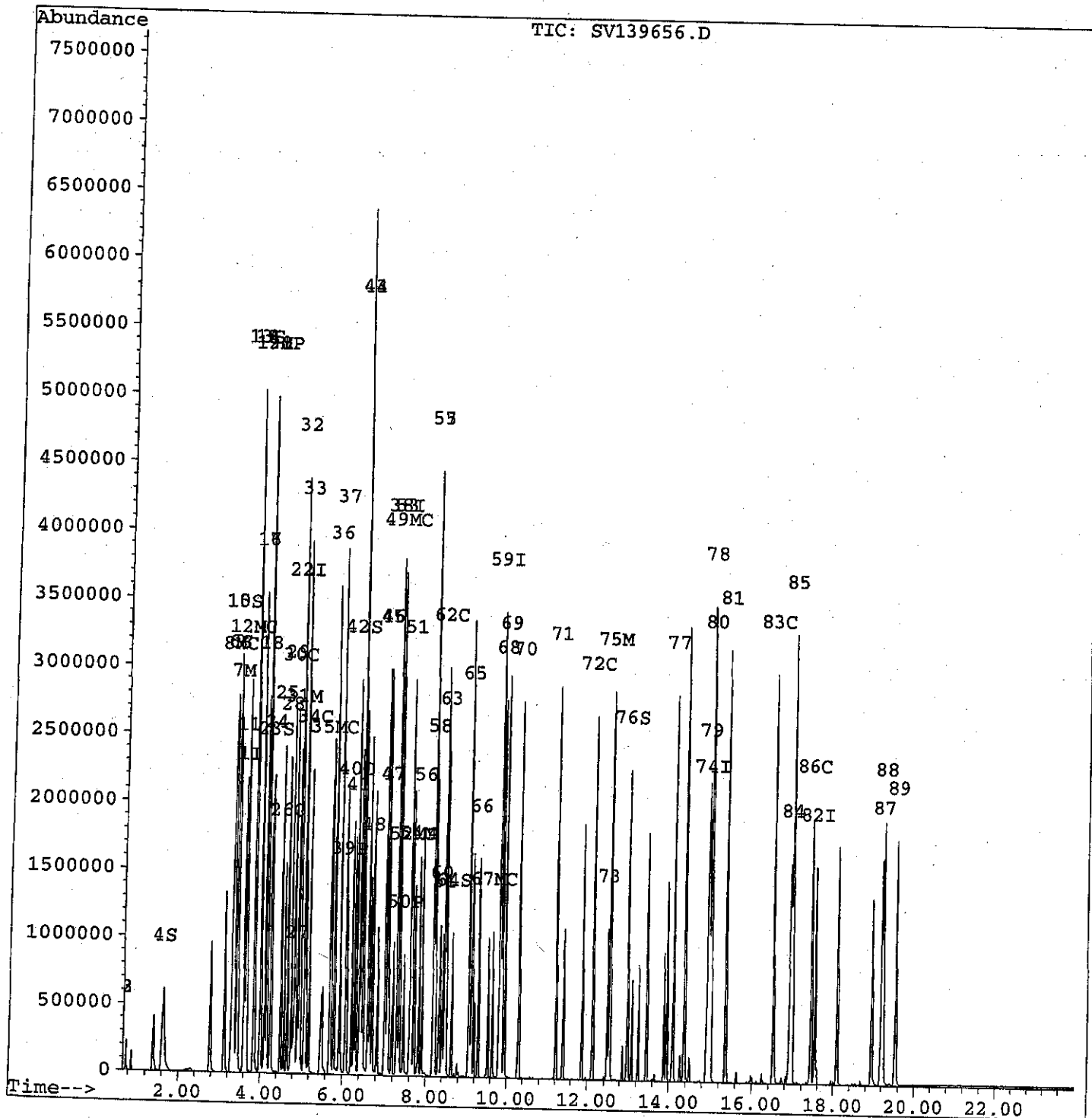
Method : C:\HPCHEM\1\METHODS\SV1NH.M
 Title : ELEMENT ID: 0607014(SOIL) 0607015(AQUEOUS)
 Last Update : Thu Jul 13 08:57:50 2006
 Response via : Multiple Level Calibration

Compound	R.T.	QIon	Response	Conc	Unit	Qvalue
49) Acenaphthene	7.35	153	1285524	51.66	ng/uL	99
50) 2,4-Dinitrophenol	7.45	184	227397	69.75	ng/uL	92
51) Dibenzofuran	7.61	168	1770519	51.99	ng/uL	92
52) 4-Nitrophenol	7.63	65	278546	49.98	ng/uL	98
53) 3-Nitroaniline	7.30	65	465064	47.67	ng/uL	85
54) 2,4-Dinitrotoluene	7.71	165	499708	55.21	ng/uL	90
55) Fluorene	8.17	166	1390386	53.75	ng/uL	98
56) 2,3,4,6-Tetrachlorophenol	7.90	232	317966	53.19	ng/uL	99
57) Diethylphthalate	8.18	149	1458584	49.75	ng/uL	99
58) 4-Chloro-phenyl-phenyl eth	8.22	204	617235	53.81	ng/uL	95
60) 4-Nitroaniline	8.33	138	513543	53.13	ng/uL	95
61) 4,6-Dinitro-2-Methylphenol	8.40	198	302219	62.43	ng/uL	91
62) N-nitrosodiphenylamine	8.45	169	1208112	53.95	ng/uL	99
63) Azobenzene	8.49	77	1765995	51.13	ng/uL	93
65) 4-Bromophenyl-phenylether	9.06	248	312490	52.14	ng/uL	90
66) Hexachlorobenzene	9.30	284	348027	51.57	ng/uL	99
67) Pentachlorophenol	9.64	266	210023	54.05	ng/uL	99
68) Phenanthrene	9.88	178	1870483	53.46	ng/uL	100
69) Anthracene	9.96	178	1907493	54.04	ng/uL	99
70) Carbazole	10.30	167	1975366	53.94	ng/uL	99
71) Di-n-butylphthalate	11.21	149	2779380	53.07	ng/uL	99
72) Fluoranthene	12.13	202	1765376	51.34	ng/uL	95
73) Benzidine	12.48	184	788620	46.25	ng/uL	99
75) Pyrene	12.54	202	1924309	48.51	ng/uL	98
77) Butylbenzylphthalate	14.10	149	1221344	48.57	ng/uL	99
78) 3,3'-Dichlorobenzidine	14.99	252	595452	49.17	ng/uL	97
79) Benzo(a)anthracene	14.92	228	1636325	47.38	ng/uL	100
80) Chrysene	15.00	228	1430351	46.58	ng/uL	100
81) bis(2-Ethylhexyl)phthalate	15.36	149	1576274	47.44	ng/uL	98
83) Di-n-octylphthalate	16.51	149	2739405	50.55	ng/uL	100
84) Benzo(b)fluoranthene	16.92	252	1725782	50.66	ng/uL	98
85) Benzo(k)fluoranthene	16.96	252	1171057	48.71	ng/uL	96
86) Benzo(a)pyrene	17.45	252	1401773	51.81	ng/uL	97
87) Indeno(1,2,3-Cd)Pyrene	19.20	276	1426571	52.85	ng/uL	88
88) Dibenzo(a,h)Anthracene	19.24	278	1163766	51.19	ng/uL	95
89) Benzo(g,h,i)perylene	19.55	276	1191830	50.29	ng/uL	94

(#) = qualifier out of range (m) = manual integration
 SV139656.D SV1NH.M Thu Jul 13 10:01:38 2006

Data File : Q:\SVOA\MS1_MD\MD0706\MD071206\SV139656.D Vial: 2
Acq On : 12 Jul 106 4:30 pm Operator: VSC
Sample : BPG0098-CAL4 Inst : SVOA-MS1
Misc : Multiplr: 1.00
Quant Time: Jul 13 8:55 19106

Method : C:\HPCHEM\1\METHODS\SV1NH.M
Title : ELEMENT ID: 0607014(SOIL) 0607015(AQUEOUS)
Last Update : Thu Jul 13 08:57:50 2006
Response via : Multiple Level Calibration



Data File : Q:\SVOA\MS1_MD\MD0706\MD071206\SV139660.D Vial: 6
Acq On : 12 Jul 106 6:33 pm Operator: VSC
Sample : BPG0098-CAL5 Inst : SVOA-MS1
Misc : Multiplr: 1.00
Quant Time: Jul 13 8:56 19106

Method : C:\HPCHEM\1\METHODS\SV1NH.M
Title : ELEMENT ID: 0607014(SOIL) 0607015(AQUEOUS)
Last Update : Thu Jul 13 08:57:50 2006
Response via : Multiple Level Calibration

Table with 7 columns: Internal Standards, R.T., QIon, Response, Conc, Units, Dev(Min). Rows include 1) 1,4-Dichlorobenzene-d4, 22) Naphthalene-d8, 38) Acenaphthene-d10, 59) Phenanthrene-d10, 74) Chrysene-d12, 82) Perylene-d12.

Table with 7 columns: System Monitoring Compounds, R.T., QIon, Response, Conc, Units, %Recovery. Rows include 4) 2-Fluorophenol (SURR), 6) Phenol-d5 (SURR), 10) 2-Chlorophenol-d4 (SURR), 13) 1,2 Dichlorobenzene-d4 (SUR), 23) Nitrobenzene-d5 (SURR), 42) 2-Fluorobiphenyl (SURR), 64) 2,4,6-Tribromophenol (SURR), 76) Terphenyl-d14 (SURR).

Table with 7 columns: Target Compounds, R.T., QIon, Response, Conc, Units, Qvalue. Rows include 2) N-Nitrosodimethylamine, 3) Pyridine, 5) bis(2-Chloroethyl) ether, 7) 2-Chlorophenol, 8) Phenol, 9) Aniline, 11) 1,3-Dichlorobenzene, 12) 1,4-Dichlorobenzene, 14) 1,2-Dichlorobenzene, 15) Benzyl Alcohol, 16) bis(2-chloroisopropyl)Ethe, 17) 2-Methylphenol, 18) Acetophenone, 19) N-Nitroso-Di-n-Propylamine, 20) Hexachloroethane, 21) 3+4-Methylphenol, 24) Nitrobenzene, 25) Isophorone, 26) 2-Nitrophenol, 27) Benzoic Acid, 28) 2,4-Dimethylphenol, 29) bis(2-Chloroethoxy)methane, 30) 2,4-Dichlorophenol, 31) 1,2,4-Trichlorobenzene, 32) Naphthalene, 33) 4-Chloroaniline, 34) Hexachlorobutadiene, 35) 4-Chloro-3-Methylphenol, 36) 2-Methylnaphthalene, 37) 1-Methylnaphthalene, 39) Hexachlorocyclopentadiene, 40) 2,4,6-Trichlorophenol, 41) 2,4,5-Trichlorophenol, 43) Biphenyl, 44) 2-Chloronaphthalene, 45) Dimethylphthalate, 46) Acenaphthylene, 47) 2,6-Dinitrotoluene, 48) 2-Nitroaniline.

(#) = qualifier out of range (m) = manual integration
SV139660.D SV1NH.M Thu Jul 13 10:02:03 2006

Data File : Q:\SVOA\MS1_MD\MD0706\MD071206\SV139660.D Vial: 6
 Acq On : 12 Jul 106 6:33 pm Operator: VSC
 Sample : BPG0098-CAL5 Inst : SVOA-MS1
 Misc : Multiplr: 1.00
 Quant Time: Jul 13 8:56 19106

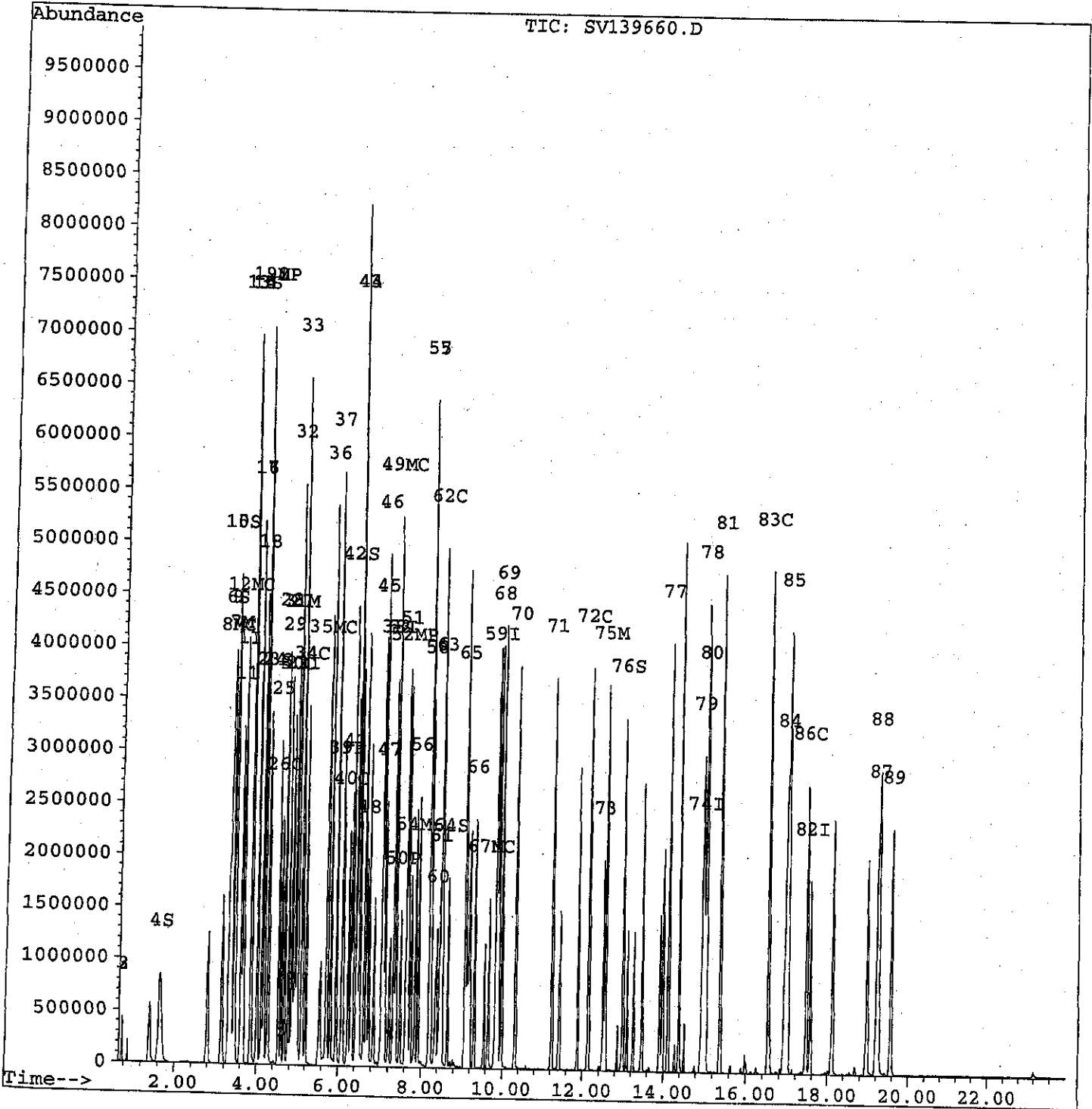
Method : C:\HPCHEM\1\METHODS\SV1NH.M
 Title : ELEMENT ID: 0607014(SOIL) 0607015(AQUEOUS)
 Last Update : Thu Jul 13 08:57:50 2006
 Response via : Multiple Level Calibration

Compound	R.T.	QIon	Response	Conc	Unit	Qvalue
49) Acenaphthene	7.37	153	2037087	76.46	ng/uL	99
50) 2,4-Dinitrophenol	7.48	184	426828	112.45	ng/uL	96
51) Dibenzofuran	7.63	168	2895875	79.18	ng/uL	96
52) 4-Nitrophenol	7.66	65	431738	71.99	ng/uL	95
53) 3-Nitroaniline	7.32	65	807847	77.97	ng/uL	96
54) 2,4-Dinitrotoluene	7.75	165	846965	85.32	ng/uL	74
55) Fluorene	8.19	166	2167086	78.10	ng/uL	99
56) 2,3,4,6-Tetrachlorophenol	7.92	232	525056	81.31	ng/uL	98
57) Diethylphthalate	8.20	149	2239340	71.71	ng/uL	99
58) 4-Chloro-phenyl-phenyl eth	8.23	204	977886	79.22	ng/uL	97
60) 4-Nitroaniline	8.37	138	851470	84.45	ng/uL	97
61) 4,6-Dinitro-2-Methylphenol	8.44	198	540595	102.53	ng/uL	92
62) N-nitrosodiphenylamine	8.48	169	1867967	80.45	ng/uL	98
63) Azobenzene	8.51	77	2947473	82.15	ng/uL	93
65) 4-Bromophenyl-phenylether	9.07	248	521598	83.97	ng/uL	94
66) Hexachlorobenzene	9.31	284	595041	85.00	ng/uL	97
67) Pentachlorophenol	9.66	266	373883	92.12	ng/uL	99
68) Phenanthrene	9.90	178	2958959	81.56	ng/uL	99
69) Anthracene	9.98	178	3012164	82.27	ng/uL	99
70) Carbazole	10.32	167	3064844	80.47	ng/uL	99
71) Di-n-butylphthalate	11.23	149	4430464	81.54	ng/uL	100
72) Fluoranthene	12.15	202	2937589	82.69	ng/uL	94
73) Benzidine	12.49	184	1348535	77.22	ng/uL	97
75) Pyrene	12.56	202	3096302	74.20	ng/uL	94
77) Butylbenzylphthalate	14.12	149	1907598	72.38	ng/uL	98
78) 3,3'-Dichlorobenzidine	15.00	252	966557	76.04	ng/uL	98
79) Benzo(a)anthracene	14.93	228	2712150	74.85	ng/uL	99
80) Chrysene	15.02	228	2315827	72.21	ng/uL	99
81) bis(2-Ethylhexyl)phthalate	15.37	149	2513501	72.51	ng/uL	100
83) Di-n-octylphthalate	16.53	149	4452396	75.53	ng/uL	100
84) Benzo(b)fluoranthene	16.97	252	3357359	88.92	ng/uL	99
85) Benzo(k)fluoranthene	17.02	252	1727834	64.99	ng/uLm	93
86) Benzo(a)pyrene	17.48	252	2350745	79.50	ng/uL	96
87) Indeno(1,2,3-Cd)Pyrene	19.23	276	2383734	81.54	ng/uL	97
88) Dibenzo(a,h)Anthracene	19.27	278	1949067	79.70	ng/uL	96
89) Benzo(g,h,i)perylene	19.58	276	1971734	77.38	ng/uL	97

(#) = qualifier out of range (m) = manual integration
 SV139660.D SV1NH.M Thu Jul 13 10:02:05 2006

Data File : Q:\SVOA\MS1_MD\MD0706\MD071206\SV139660.D Vial: 6
Acq On : 12 Jul 106 6:33 pm Operator: VSC
Sample : BPG0098-CAL5 Inst : SVOA-MS1
Misc : Multiplr: 1.00
Quant Time: Jul 13 8:56 19106

Method : C:\HPCHEM\1\METHODS\SV1NH.M
Title : ELEMENT ID: 0607014(SOIL) 0607015(AQUEOUS)
Last Update : Thu Jul 13 08:57:50 2006
Response via : Multiple Level Calibration



Data File : Q:\SVOA\MS1_MD\MD0706\MD071206\SV139661.D Vial: 7
 Acq On : 12 Jul 106 7:03 pm Operator: VSC
 Sample : BPG0098-CAL6 Inst : SVOA-MS1
 Misc : Multiplr: 1.00
 Quant Time: Jul 13 10:26 19106

Method : C:\HPCHEM\1\METHODS\SV1NH.M
 Title : ELEMENT ID: 0607014(SOIL) 0607015(AQUEOUS)
 Last Update : Thu Jul 13 10:27:07 2006
 Response via : Multiple Level Calibration

Internal Standards	R.T.	QIon	Response	Conc	Units	Dev(Min)
1) 1,4-Dichlorobenzene-d4	3.64	152	523936	40.00	ng/uL	0.00
22) Naphthalene-d8	4.97	136	1857959	40.00	ng/uL	0.00
38) Acenaphthene-d10	7.31	164	919008	40.00	ng/uL	0.00
59) Phenanthrene-d10	9.85	188	1181962	40.00	ng/uL	0.02
74) Chrysene-d12	14.98	240	961928	40.00	ng/uL	0.02
82) Perylene-d12	17.58	264	1003496	40.00	ng/uL	0.02

System Monitoring Compounds	R.T.	QIon	Response	Conc	Units	%Recovery
4) 2-Fluorophenol (SURR)	1.64	112	2423906	125.96	ng/uL	83.97%
6) Phenol-d5 (SURR)	3.37	99	2805825	117.48	ng/uL	78.32%
10) 2-Chlorophenol-d4 (SURR)	3.45	132	2085525	111.47	ng/uL	74.31%
13) 1,2 Dichlorobenzene-d4 (SUR)	3.84	152	1195390	109.05	ng/uL	109.05%
23) Nitrobenzene-d5 (SURR)	4.27	82	2109641	118.88	ng/uL	118.88%
42) 2-Fluorobiphenyl (SURR)	6.35	172	3087306	106.39	ng/uL	106.39%
64) 2,4,6-Tribromophenol (SURR)	8.66	330	444601	131.89	ng/uL	87.93%
76) Terphenyl-d14 (SURR)	13.01	244	2686825	109.43	ng/uL	109.43%

Target Compounds	R.T.	QIon	Response	Conc	Units	Qvalue
2) N-Nitrosodimethylamine	0.75	74	122650	106.34	ng/uL	87
3) Pyridine	0.75	79	211004	106.51	ng/uL	96
5) bis(2-Chloroethyl) ether	3.44	93	2246755	108.85	ng/uL	99
7) 2-Chlorophenol	3.47	128	2150833	114.01	ng/uL	99
8) Phenol	3.38	94	3450126	118.09	ng/uL	81
9) Aniline	3.34	93	3464322	114.73	ng/uL	99
11) 1,3-Dichlorobenzene	3.59	146	2334530	116.12	ng/uL	100
12) 1,4-Dichlorobenzene	3.66	146	2364361	114.96	ng/uL	100
14) 1,2-Dichlorobenzene	3.86	146	1860835	103.46	ng/uL	99
15) Benzyl Alcohol	3.85	79	1463560	103.71	ng/uL	91
16) bis(2-chloroisopropyl) Ethe	4.01	45	2603682	104.93	ng/uL	100
17) 2-Methylphenol	4.00	108	1966761	112.89	ng/uL	98
18) Acetophenone	4.12	105	2667816	112.84	ng/uL	92
19) N-Nitroso-Di-n-Propylamine	4.18	70	1334022	106.69	ng/uL	96
20) Hexachloroethane	4.16	117	869656	113.48	ng/uL	96
21) 3+4-Methylphenol	4.18	108	1849872	102.46	ng/uL	99
24) Nitrobenzene	4.28	77	2031315	117.19	ng/uL	96
25) Isophorone	4.53	82	4174740	118.97	ng/uL	95
26) 2-Nitrophenol	4.59	139	1324256	123.84	ng/uL	96
27) Benzoic Acid	4.98	105	1909330	142.72	ng/uL	90
28) 2,4-Dimethylphenol	4.68	107	1900687	120.11	ng/uL	99
29) bis(2-Chloroethoxy)methane	4.77	93	2825264	121.25	ng/uL	99
30) 2,4-Dichlorophenol	4.86	162	1586445	120.88	ng/uL	97
31) 1,2,4-Trichlorobenzene	4.93	180	1541255	119.19	ng/uL	99
32) Naphthalene	4.99	128	5160746	114.84	ng/uL	99
33) 4-Chloroaniline	5.10	127	2200267	109.27	ng/uL	99
34) Hexachlorobutadiene	5.21	225	661512	115.74	ng/uL	99
35) 4-Chloro-3-Methylphenol	5.71	107	1713574	117.44	ng/uL	98
36) 2-Methylnaphthalene	5.81	142	3492027	116.87	ng/uL	99
37) 1-Methylnaphthalene	5.95	142	3424587	115.23	ng/uL	99
39) Hexachlorocyclopentadiene	6.11	237	646199	112.91	ng/uL	99
40) 2,4,6-Trichlorophenol	6.24	196	985828	111.88	ng/uL	99
41) 2,4,5-Trichlorophenol	6.31	196	1035394	109.74	ng/uL	99
43) Biphenyl	6.48	154	3266595	98.44	ng/uL	98
44) 2-Chloronaphthalene	6.46	162	2851611	96.77	ng/uLm	99
45) Dimethylphthalate	7.06	163	3408487	109.13	ng/uL	99
46) Acenaphthylene	7.08	152	4796479	103.83	ng/uL	99
47) 2,6-Dinitrotoluene	7.13	165	929127	117.31	ng/uL	98
48) 2-Nitroaniline	6.70	65	1014392	105.98	ng/uL	91

(#) = qualifier out of range (m) = manual integration
 SV139661.D SV1NH.M Thu Jul 13 10:33:24 2006

Data File : Q:\SVOA\MS1_MD\MD0706\MD071206\SV139661.D Vial: 7
 Acq On : 12 Jul 106 7:03 pm Operator: VSC
 Sample : BPG0098-CAL6 Inst : SVOA-MS1
 Misc : Multiplr: 1.00
 Quant Time: Jul 13 10:26 19106

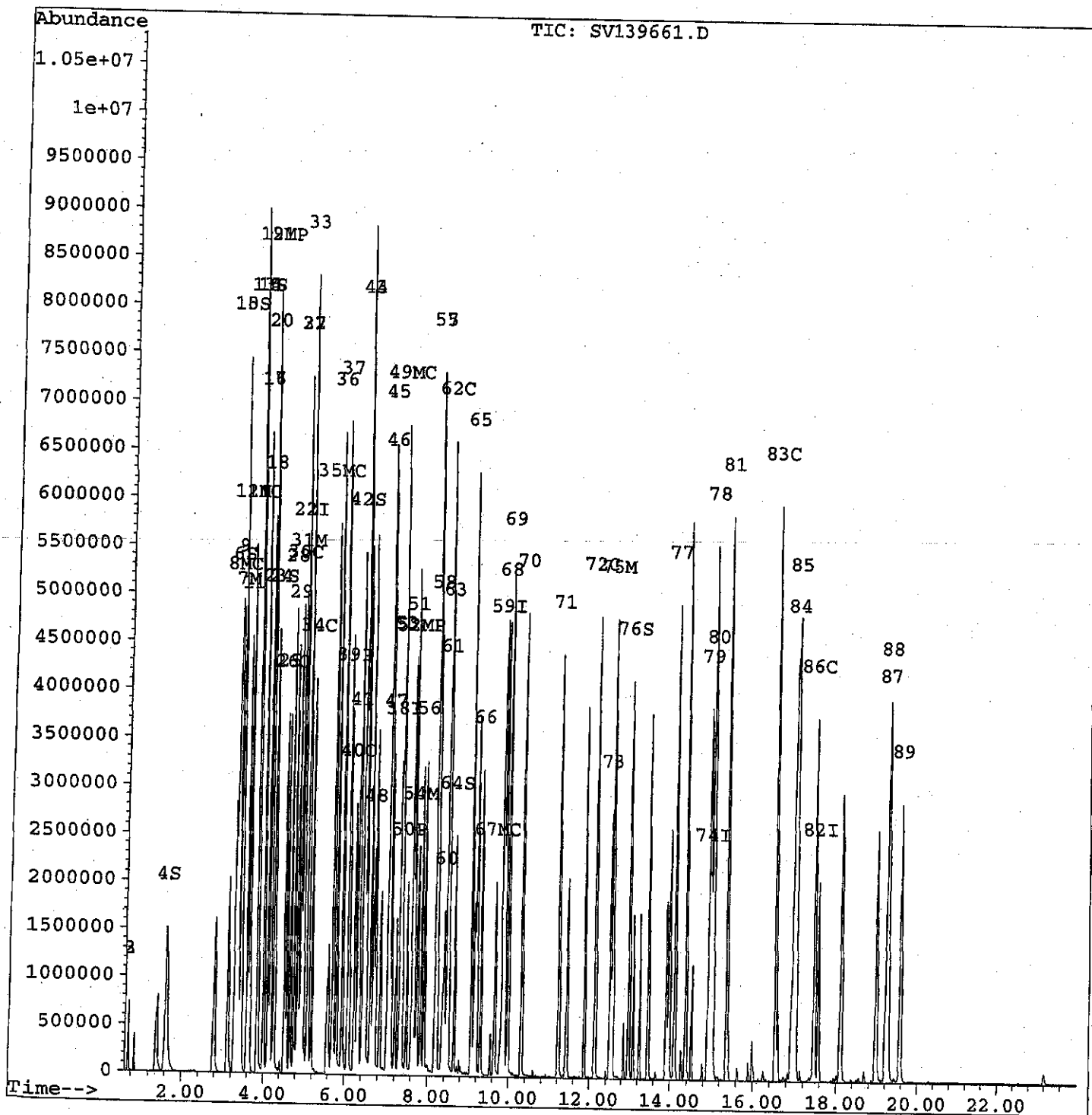
Method : C:\HPCHEM\1\METHODS\SV1NH.M
 Title : ELEMENT ID: 0607014(SOIL) 0607015(AQUEOUS)
 Last Update : Thu Jul 13 10:27:07 2006
 Response via : Multiple Level Calibration

Compound	R.T.	QIon	Response	Conc	Unit	Qvalue
49) Acenaphthene	7.38	153	2882602	105.09	ng/uL	99
50) 2,4-Dinitrophenol	7.50	184	688444	166.07	ng/uL	96
51) Dibenzofuran	7.64	168	4239119	112.05	ng/uL	99
52) 4-Nitrophenol	7.69	65	658825	107.61	ng/uL	97
53) 3-Nitroaniline	7.35	65	1200858	112.75	ng/uL	89
54) 2,4-Dinitrotoluene	7.77	165	1253707	120.68	ng/uL	83
55) Fluorene	8.21	166	3079958	107.48	ng/uL	100
56) 2,3,4,6-Tetrachlorophenol	7.94	232	763878	113.98	ng/ul	97
57) Diethylphthalate	8.22	149	3096475	97.19	ng/uL	99
58) 4-Chloro-phenyl-phenyl eth	8.25	204	1358646	105.89	ng/uL	98
60) 4-Nitroaniline	8.42	138	1249357	126.38	ng/uL	98
61) 4,6-Dinitro-2-Methylphenol	8.47	198	797297	149.63	ng/uL	81
62) N-nitrosodiphenylamine	8.50	169	2691101	118.70	ng/uL	99
63) Azobenzene	8.52	77	4073244	116.29	ng/ul	96
65) 4-Bromophenyl-phenylether	9.09	248	745067	122.44	ng/uL	91
66) Hexachlorobenzene	9.33	284	881415	128.38	ng/uL	92
67) Pentachlorophenol	9.67	266	559470	139.87	ng/uL	100
68) Phenanthrene	9.91	178	4310266	121.34	ng/uL	99
69) Anthracene	10.00	178	4269729	119.18	ng/uL	99
70) Carbazole	10.34	167	4378259	117.87	ng/uL	99
71) Di-n-butylphthalate	11.25	149	6533530	123.20	ng/uL	100
72) Fluoranthene	12.16	202	4286737	123.73	ng/uL	89
73) Benzidine	12.51	184	2004996	120.06	ng/ul	98
75) Pyrene	12.57	202	4457283	107.81	ng/uL	96
77) Butylbenzylphthalate	14.13	149	2783314	107.21	ng/uL	97
78) 3,3'-Dichlorobenzidine	15.02	252	1361909	107.95	ng/uL	99
79) Benzo(a)anthracene	14.95	228	4003368	111.52	ng/uL	99
80) Chrysene	15.05	228	3257319	103.25	ng/uL	99
81) bis(2-Ethylhexyl)phthalate	15.38	149	3638769	106.65	ng/uL	99
83) Di-n-octylphthalate	16.55	149	6413530	109.46	ng/uL	99
84) Benzo(b)fluoranthene	17.00	252	4766313	125.80	ng/uL	97
85) Benzo(k)fluoranthene	17.05	252	2485559	94.59	ng/uLm	94
86) Benzo(a)pyrene	17.50	252	3428948	116.22	ng/uL	98
87) Indeno(1,2,3-Cd)Pyrene	19.26	276	3380523	117.56	ng/uL	93
88) Dibenzo(a,h)Anthracene	19.29	278	2747610	114.18	ng/uL	97
89) Benzo(g,h,i)perylene	19.60	276	2781847	112.20	ng/uL	94

(#) = qualifier out of range (m) = manual integration
 SV139661.D SV1NH.M Thu Jul 13 10:33:26 2006

Data File : Q:\SVOA\MS1_MD\MD0706\MD071206\SV139661.D Vial: 7
Acq On : 12 Jul 106 7:03 pm Operator: VSC
Sample : BPG0098-CAL6 Inst : SVOA-MS1
Misc : Multiplr: 1.00
Quant Time: Jul 13 10:26 19106

Method : C:\HPCHEM\1\METHODS\SV1NH.M
Title : ELEMENT ID: 0607014(SOIL) 0607015(AQUEOUS)
Last Update : Thu Jul 13 10:27:07 2006
Response via : Multiple Level Calibration



Data File : Q:\SVOA\MS1_MD\MD0706\MD071206\SV139662.D Vial: 8
Acq On : 12 Jul 106 7:34 pm Operator: VSC
Sample : BPG0098-CAL7 Inst : SVOA-MS1
Misc : Multiplr: 1.00
Quant Time: Jul 13 8:46 19106

Method : C:\HPCHEM\1\METHODS\SV1NH.M
Title : ELEMENT ID: 0607014(SOIL) 0607015(AQUEOUS)
Last Update : Thu Jul 13 08:57:50 2006
Response via : Multiple Level Calibration

Table with 7 columns: Internal Standards, R.T., QIon, Response, Conc, Units, Dev(Min). Rows include 1) 1,4-Dichlorobenzene-d4, 22) Naphthalene-d8, 38) Acenaphthene-d10, 59) Phenanthrene-d10, 74) Chrysene-d12, 82) Perylene-d12.

Table with 7 columns: System Monitoring Compounds, R.T., QIon, Response, Conc, Units, %Recovery. Rows include 4) 2-Fluorophenol (SURR), 6) Phenol-d5 (SURR), 10) 2-Chlorophenol-d4 (SURR), 13) 1,2 Dichlorobenzene-d4 (SUR), 23) Nitrobenzene-d5 (SURR), 42) 2-Fluorobiphenyl (SURR), 64) 2,4,6-Tribromophenol (SURR), 76) Terphenyl-d14 (SURR).

Table with 7 columns: Target Compounds, R.T., QIon, Response, Conc, Units, Qvalue. Rows include 2) N-Nitrosodimethylamine, 3) Pyridine, 5) bis(2-Chloroethyl) ether, 7) 2-Chlorophenol, 8) Phenol, 9) Aniline, 11) 1,3-Dichlorobenzene, 12) 1,4-Dichlorobenzene, 14) 1,2-Dichlorobenzene, 15) Benzyl Alcohol, 16) bis(2-chloroisopropyl)Ethe, 17) 2-Methylphenol, 18) Acetophenone, 19) N-Nitroso-Di-n-Propylamine, 20) Hexachloroethane, 21) 3+4-Methylphenol, 24) Nitrobenzene, 25) Isophorone, 26) 2-Nitrophenol, 27) Benzoic Acid, 28) 2,4-Dimethylphenol, 29) bis(2-Chloroethoxy)methane, 30) 2,4-Dichlorophenol, 31) 1,2,4-Trichlorobenzene, 32) Naphthalene, 33) 4-Chloroaniline, 34) Hexachlorobutadiene, 35) 4-Chloro-3-Methylphenol, 36) 2-Methylnaphthalene, 37) 1-Methylnaphthalene, 39) Hexachlorocyclopentadiene, 40) 2,4,6-Trichlorophenol, 41) 2,4,5-Trichlorophenol, 43) Biphenyl, 44) 2-Chloronaphthalene, 45) Dimethylphthalate, 46) Acenaphthylene, 47) 2,6-Dinitrotoluene, 48) 2-Nitroaniline.

(#) = qualifier out of range (m) = manual integration
SV139662.D SV1NH.M Thu Jul 13 10:02:57 2006

Data File : Q:\SVOA\MS1_MD\MD0706\MD071206\SV139662.D Vial: 8
Acq On : 12 Jul 106 7:34 pm Operator: VSC
Sample : BPG0098-CAL7 Inst : SVOA-MS1
Misc : Multiplr: 1.00
Quant Time: Jul 13 8:46 19106

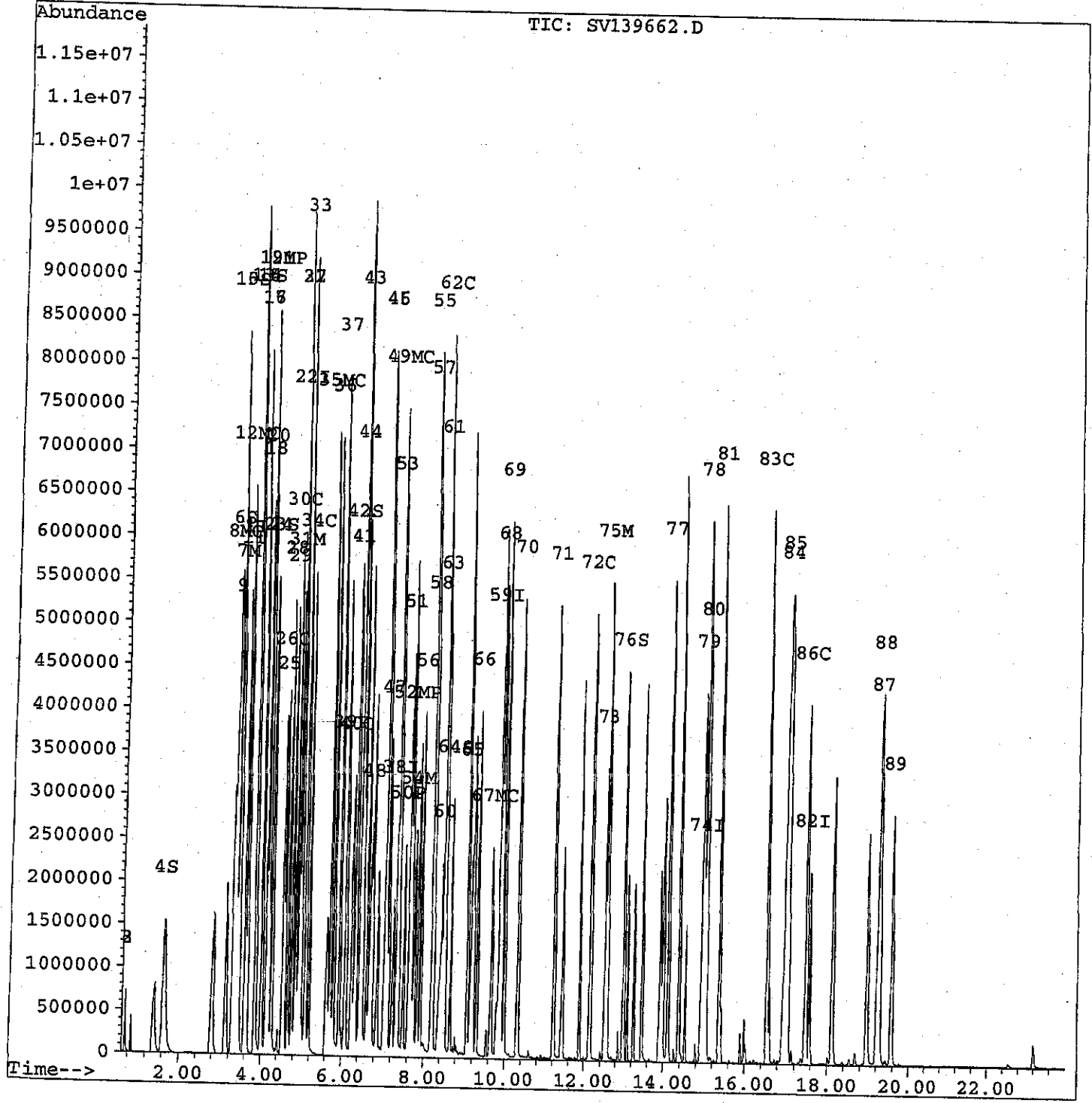
Method : C:\HPCHEM\1\METHODS\SV1NH.M
Title : ELEMENT ID: 0607014(SOIL) 0607015(AQUEOUS)
Last Update : Thu Jul 13 08:57:50 2006
Response via : Multiple Level Calibration

Table with 7 columns: Compound, R.T., QIon, Response, Conc, Unit, Qvalue. Lists 49 compounds including Acenaphthene, 2,4-Dinitrophenol, Dibenzofuran, etc.

(#) = qualifier out of range (m) = manual integration
SV139662.D SV1NH.M Thu Jul 13 10:02:59 2006

Data File : Q:\SVOA\MS1_MD\MD0706\MD071206\SV139662.D Vial: 8
Acq On : 12 Jul 106 7:34 pm Operator: VSC
Sample : BPG0098-CAL7 Inst : SVOA-MS1
Misc : Multiplr: 1.00
Quant Time: Jul 13 8:46 19106

Method : C:\HPCHEM\1\METHODS\SV1NH.M
Title : ELEMENT ID: 0607014(SOIL) 0607015(AQUEOUS)
Last Update : Thu Jul 13 08:57:50 2006
Response via : Multiple Level Calibration



Data File : Q:\SVOA\MS1_MD\MD0706\MD071206\SV139663.D Vial: 9
Acq On : 12 Jul 106 8:05 pm Operator: VSC
Sample : BPG0098-CAL8 Inst : SVOA-MS1
Misc : Multiplr: 1.00
Quant Time: Jul 13 8:49 19106

Method : C:\HPCHEM\1\METHODS\SV1NH.M
Title : ELEMENT ID: 0607014 (SOIL) 0607015 (AQUEOUS)
Last Update : Thu Jul 13 08:57:50 2006
Response via : Multiple Level Calibration

Table with columns: Internal Standards, System Monitoring Compounds, Target Compounds. Columns include R.T., QIon, Response, Conc, Units, Dev(Min), %Recovery, and Qvalue. Lists various chemical compounds and their corresponding data points.

(#) = qualifier out of range (m) = manual integration
SV139663.D SV1NH.M Thu Jul 13 10:03:23 2006

Data File : Q:\SVOA\MS1_MD\MD0706\MD071206\SV139663.D Vial: 9
 Acq On : 12 Jul 106 8:05 pm Operator: VSC
 Sample : BPG0098-CAL8 Inst : SVOA-MS1
 Misc : Multiplr: 1.00
 Quant Time: Jul 13 8:49 19106

Method : C:\HPCHEM\1\METHODS\SV1NH.M
 Title : ELEMENT ID: 0607014(SOIL) 0607015(AQUEOUS)
 Last Update : Thu Jul 13 08:57:50 2006
 Response via : Multiple Level Calibration

Compound	R.T.	QIon	Response	Conc	Unit	Qvalue
49) Acenaphthene	7.39	153	3998772	175.16	ng/uL	99
50) 2,4-Dinitrophenol	7.53	184	973092	257.12	ng/uL	95
51) Dibenzofuran	7.65	168	5835565	182.46	ng/uL	97
52) 4-Nitrophenol	7.72	65	929079	188.64	ng/uL	97
53) 3-Nitroaniline	7.37	65	1490578	168.19	ng/uL	94
54) 2,4-Dinitrotoluene	7.79	165	1791909	201.04	ng/uL	88
55) Fluorene	8.22	166	4104971	169.71	ng/uL	100
56) 2,3,4,6-Tetrachlorophenol	7.95	232	1091161	192.17	ng/uL	99
57) Diethylphthalate	8.24	149	3903266	151.24	ng/uL	99
58) 4-Chloro-phenyl-phenyl eth	8.26	204	1692817	154.77	ng/uL	97
60) 4-Nitroaniline	8.46	138	1764741	210.70	ng/uL	94
61) 4,6-Dinitro-2-Methylphenol	8.51	198	1028205	221.64	ng/uL#	30
62) N-nitrosodiphenylamine	8.52	169	3492636	183.50	ng/uL	99
63) Azobenzene	8.54	77	5394958	186.57	ng/uL	96
65) 4-Bromophenyl-phenylether	9.10	248	980272	190.41	ng/uL	89
66) Hexachlorobenzene	9.33	284	1222795	208.74	ng/uL	94
67) Pentachlorophenol	9.68	266	826618	240.46	ng/uL	100
68) Phenanthrene	9.94	178	5645334	187.31	ng/uL	99
69) Anthracene	10.02	178	5776565	191.09	ng/uL	99
70) Carbazole	10.36	167	6264799	200.62	ng/uL	99
71) Di-n-butylphthalate	11.26	149	8867848	198.73	ng/uL	100
72) Fluoranthene	12.18	202	5811063	199.44	ng/uL	89
73) Benzidine	12.52	184	2277838	163.65	ng/uL	98
75) Pyrene	12.59	202	6016283	181.96	ng/uL	97
77) Butylbenzylphthalate	14.15	149	3711143	179.92	ng/uL	99
78) 3,3'-Dichlorobenzidine	15.05	252	1600638	158.43	ng/uL	98
79) Benzo(a)anthracene	14.97	228	5635760	195.27	ng/uL	99
80) Chrysene	15.07	228	4421791	178.38	ng/uL	99
81) bis(2-Ethylhexyl)phthalate	15.39	149	4961130	183.39	ng/uL	99
83) Di-n-octylphthalate	16.57	149	8916285	191.71	ng/uL	100
84) Benzo(b)fluoranthene	17.03	252	6682058	221.18	ng/uLm	97
85) Benzo(k)fluoranthene	17.07	252	1927337	96.72	ng/uLm	94
86) Benzo(a)pyrene	17.52	252	4579550	194.25	ng/uL	97
87) Indeno(1,2,3-Cd)Pyrene	19.25	276	3024344	131.55	ng/uL	96
88) Dibenzo(a,h)Anthracene	19.29	278	2621668	135.92	ng/uL	96
89) Benzo(g,h,i)perylene	19.60	276	2197735	114.67	ng/uL	94

 (#) = qualifier out of range (m) = manual integration
 SV139663.D SV1NH.M Thu Jul 13 10:03:25 2006

Data File : Q:\SVOA\MS1_MD\MD0706\MD071206\SV139664.D Vial: 10
 Acq On : 12 Jul 106 8:36 pm Operator: VSC
 Sample : BPG0098-SCV1 Inst : SVOA-MS1
 Misc : Multiplr: 1.00
 Quant Time: Jul 13 10:36 19106

Method : C:\HPCHEM\1\METHODS\SV1NH.M
 Title : ELEMENT ID: 0607014(SOIL) 0607015(AQUEOUS)
 Last Update : Thu Jul 13 10:27:07 2006
 Response via : Multiple Level Calibration

Internal Standards	R.T.	QIon	Response	Conc	Units	Dev(Min)
1) 1,4-Dichlorobenzene-d4	3.63	152	518256	40.00	ng/uL	-0.01
22) Naphthalene-d8	4.96	136	1816310	40.00	ng/uL	-0.01
38) Acenaphthene-d10	7.30	164	846990	40.00	ng/uL	0.00
59) Phenanthrene-d10	9.83	188	1244293	40.00	ng/uL	-0.02
74) Chrysene-d12	14.95	240	940098	40.00	ng/uL	-0.03
82) Perylene-d12	17.56	264	962861	40.00	ng/uL	-0.02

System Monitoring Compounds	R.T.	QIon	Response	Conc	Units	%Recovery
4) 2-Fluorophenol (SURR)	1.63	112	951261	49.59	ng/uL	33.06%
6) Phenol-d5 (SURR)	3.34	99	1197137	49.99	ng/uL	33.33%
10) 2-Chlorophenol-d4 (SURR)	3.43	132	937735	50.80	ng/uL	33.87%
13) 1,2 Dichlorobenzene-d4 (SUR)	3.84	152	540097	49.88	ng/uL	49.88%
23) Nitrobenzene-d5 (SURR)	4.25	82	873784	49.94	ng/uL	49.94%
42) 2-Fluorobiphenyl (SURR)	6.32	172	1369427	52.02	ng/uL	52.02%
64) 2,4,6-Tribromophenol (SURR)	8.64	330	184181	48.51	ng/uL	32.34%
76) Terphenyl-d14 (SURR)	12.99	244	1134993	48.84	ng/uL	48.84%

Target Compounds	R.T.	QIon	Response	Conc	Units	Qvalue
2) N-Nitrosodimethylamine	0.75	74	39296	43.15	ng/uL	88
3) Pyridine	0.75	79	75366	46.94	ng/uL	91
5) bis(2-Chloroethyl) ether	3.41	93	1039530	52.36	ng/uL	99
7) 2-Chlorophenol	3.44	128	928823	49.92	ng/uL	98
8) Phenol	3.36	94	1459462	49.15	ng/uL	77
9) Aniline	3.32	93	1195423	39.66	ng/uL	91
11) 1,3-Dichlorobenzene	3.59	146	980811	49.20	ng/uL	99
12) 1,4-Dichlorobenzene	3.65	146	990031	48.98	ng/uL	99
14) 1,2-Dichlorobenzene	3.85	146	877819	49.67	ng/uL	99
15) Benzyl Alcohol	3.84	79	655732	49.44	ng/uL	91
16) bis(2-chloroisopropyl) Ethe	4.00	45	1162986	50.33	ng/uL	95
17) 2-Methylphenol	3.99	108	815176	47.62	ng/uL	100
18) Acetophenone	4.11	105	1197048	50.93	ng/uL	90
19) N-Nitroso-Di-n-Propylamine	4.16	70	534798	44.17	ng/uL	98
20) Hexachloroethane	4.16	117	337403	44.15	ng/uL	90
21) 3+4-Methylphenol	4.17	108	1637876	93.94	ng/uL	97
24) Nitrobenzene	4.27	77	838449	49.18	ng/uL	97
25) Isophorone	4.50	82	1539500	44.86	ng/uL	97
26) 2-Nitrophenol	4.58	139	525103	48.45	ng/uL	99
27) Benzoic Acid	4.88	105	628390	43.34	ng/uLm	92
28) 2,4-Dimethylphenol	4.66	107	814175	51.95	ng/uL	99
29) bis(2-Chloroethoxy)methane	4.76	93	1148173	50.09	ng/uL	96
30) 2,4-Dichlorophenol	4.84	162	654824	50.13	ng/uL	99
31) 1,2,4-Trichlorobenzene	4.92	180	646923	50.38	ng/uL	98
32) Naphthalene	4.98	128	2191403	49.97	ng/uL	100
33) 4-Chloroaniline	5.08	127	839967	43.13	ng/uL	99
34) Hexachlorobutadiene	5.20	225	283625	50.36	ng/uL	99
35) 4-Chloro-3-Methylphenol	5.69	107	717247	50.71	ng/uL	97
36) 2-Methylnaphthalene	5.80	142	1454935	49.08	ng/uL	99
37) 1-Methylnaphthalene	5.93	142	46815	1.58	ng/uL	92
39) Hexachlorocyclopentadiene	6.11	237	217420	42.96	ng/uL	98
40) 2,4,6-Trichlorophenol	6.23	196	398186	49.46	ng/uL	99
41) 2,4,5-Trichlorophenol	6.29	196	434195	51.32	ng/uL	99
43) Biphenyl	6.44	154	1513174	48.54	ng/uL	97
44) 2-Chloronaphthalene	6.44	162	1128452	40.89	ng/uL	98
45) Dimethylphthalate	7.02	163	1431485	51.46	ng/uL	99
46) Acenaphthylene	7.06	152	1965719	46.39	ng/uL	100
47) 2,6-Dinitrotoluene	7.10	165	362568	47.32	ng/uL	99
48) 2-Nitroaniline	6.66	65	419490	47.94	ng/uL	84

(#) = qualifier out of range (m) = manual integration
 SV139664.D SV1NH.M Thu Jul 13 10:36:52 2006

Data File : Q:\SVOA\MS1_MD\MD0706\MD071206\SV139664.D Vial: 10
 Acq On : 12 Jul 106 8:36 pm Operator: VSC
 Sample : BPG0098-SCV1 Inst : SVOA-MS1
 Misc : Multiplr: 1.00
 Quant Time: Jul 13 10:36 19106

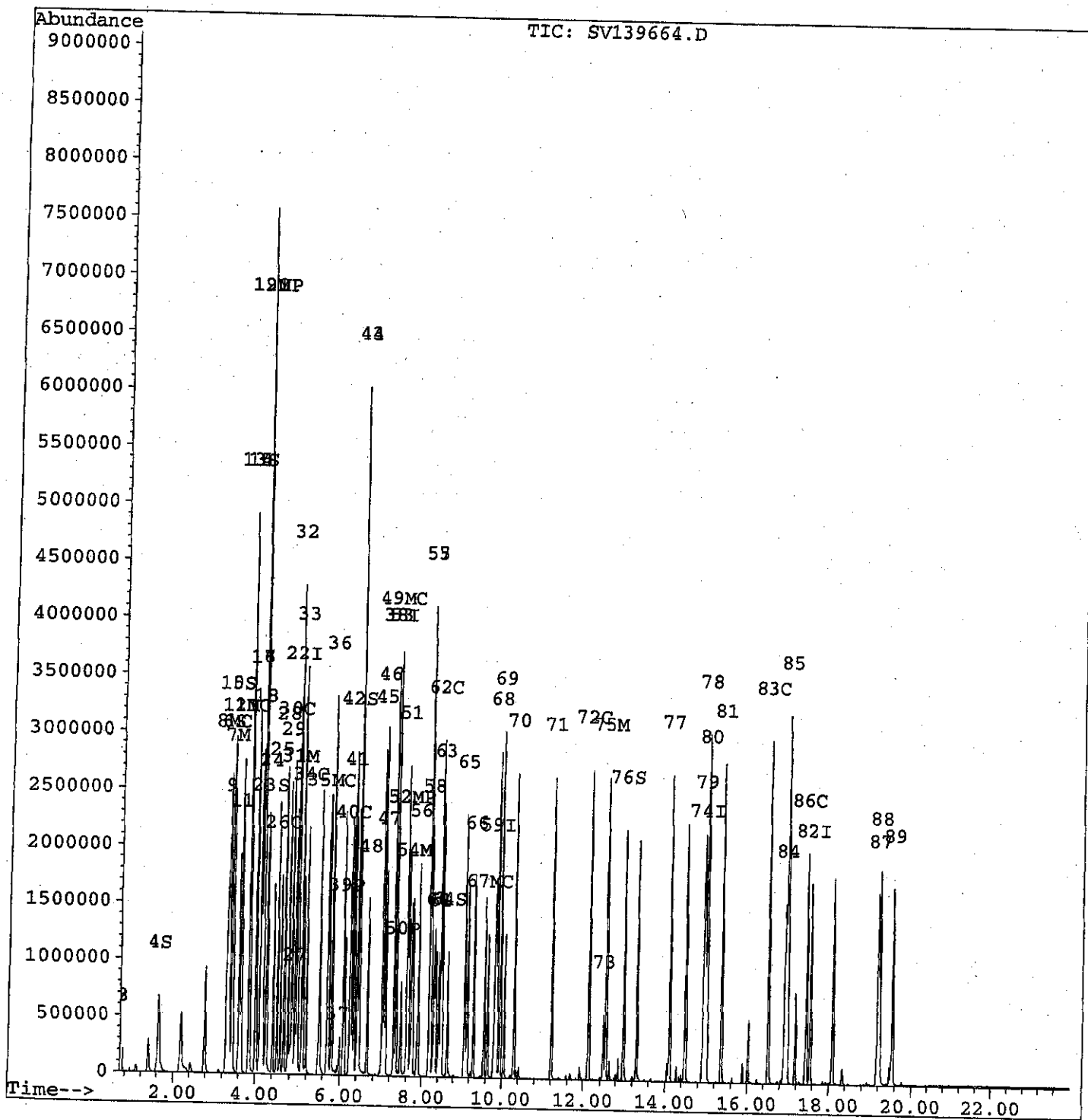
Method : C:\HPCHEM\1\METHODS\SV1NH.M
 Title : ELEMENT ID: 0607014(SOIL) 0607015(AQUEOUS)
 Last Update : Thu Jul 13 10:27:07 2006
 Response via : Multiple Level Calibration

Compound	R.T.	QIon	Response	Conc	Unit	Qvalue
49) Acenaphthene	7.35	153	1255603	50.80	ng/uL	99
50) 2,4-Dinitrophenol	7.46	184	233960	48.14	ng/uL	95
51) Dibenzofuran	7.61	168	1697766	48.80	ng/uL	99
52) 4-Nitrophenol	7.64	65	285224	54.16	ng/uL	96
53) 3-Nitroaniline	7.29	65	466818	49.36	ng/uL	98
54) 2,4-Dinitrotoluene	7.72	165	480795	49.24	ng/uL	91
55) Fluorene	8.19	166	1341001	50.76	ng/uL	99
56) 2,3,4,6-Tetrachlorophenol	7.91	232	308451	49.81	ng/uL	99
57) Diethylphthalate	8.20	149	1410670	50.17	ng/uL	99
58) 4-Chloro-phenyl-phenyl eth	8.23	204	598067	51.72	ng/uL	100
60) 4-Nitroaniline	8.35	138	485659	44.54	ng/uLm	1
61) 4,6-Dinitro-2-Methylphenol	8.41	198	306642	46.80	ng/uL	94
62) N-nitrosodiphenylamine	8.46	169	1142741	46.41	ng/uL	99
63) Azobenzene	8.49	77	1671567	45.01	ng/uL	97
65) 4-Bromophenyl-phenylether	9.07	248	324221	48.71	ng/uL	92
66) Hexachlorobenzene	9.30	284	346851	45.42	ng/uL	94
67) Pentachlorophenol	9.64	266	246525	51.42	ng/uL	99
68) Phenanthrene	9.88	178	1766804	45.32	ng/uL	99
69) Anthracene	9.96	178	1805157	45.86	ng/uL	99
70) Carbazole	10.31	167	1838595	45.34	ng/uL	100
71) Di-n-butylphthalate	11.22	149	2567852	44.40	ng/uL	100
72) Fluoranthene	12.13	202	1802309	47.78	ng/uL	95
73) Benzidine	12.47	184	401114	22.38	ng/uL	97
75) Pyrene	12.54	202	1853456	47.74	ng/uL	97
77) Butylbenzylphthalate	14.11	149	1171686	48.54	ng/uL	97
78) 3,3'-Dichlorobenzidine	14.99	252	559780	47.71	ng/uL	98
79) Benzo(a)anthracene	14.92	228	1604013	47.33	ng/uL	99
80) Chrysene	15.01	228	1410087	48.72	ng/uL	99
81) bis(2-Ethylhexyl)phthalate	15.37	149	1530285	48.35	ng/uL	99
83) Di-n-octylphthalate	16.52	149	2737746	48.61	ng/uL	100
84) Benzo(b)fluoranthene	16.93	252	1735365	47.14	ng/uLm	92
85) Benzo(k)fluoranthene	16.98	252	1127666	47.39	ng/uL	99
86) Benzo(a)pyrene	17.46	252	1316806	45.86	ng/uL	99
87) Indeno(1,2,3-Cd)Pyrene	19.19	276	1444147	51.94	ng/uL	98
88) Dibenzo(a,h)Anthracene	19.24	278	1229902	52.72	ng/uL	91
89) Benzo(g,h,i)perylene	19.55	276	1187587	51.23	ng/uL	92

(#) = qualifier out of range (m) = manual integration
 SV139664.D SV1NH.M Thu Jul 13 10:36:54 2006

Data File : Q:\SVOA\MS1_MD\MD0706\MD071206\SV139664.D Vial: 10
Acq On : 12 Jul 106 8:36 pm Operator: VSC
Sample : BPG0098-SCV1 Inst : SVOA-MS1
Misc : Multiplr: 1.00
Quant Time: Jul 13 10:36 19106

Method : C:\HPCHEM\1\METHODS\SV1NH.M
Title : ELEMENT ID: 0607014(SOIL) 0607015(AQUEOUS)
Last Update : Thu Jul 13 10:27:07 2006
Response via : Multiple Level Calibration



Data File : Q:\SVOA\MS1_MD\MD0706\MD071206\SV139664.D Vial: 10
 Acq On : 12 Jul 106 8:36 pm Operator: VSC
 Sample : BPG0098-SCV1 Inst : SVOA-MS1
 Misc : Multiplr: 1.00

Method : C:\HPCHEM\1\METHODS\SV1NH.M
 Title : ELEMENT ID: 0607014(SOIL) 0607015(AQUEOUS)
 Last Update : Thu Jul 13 10:27:07 2006
 Response via : Multiple Level Calibration

Min. RRF : 0.000 Min. Rel. Area : 50% Max. R.T. Dev 0.50min
 Max. RRF Dev : 30% Max. Rel. Area : 200%

Compound	AvgRF	CCRF	%Dev	Area%	Dev(min)	
1 I	1,4-Dichlorobenzene-d4	1.000	1.000	0.0	101	-0.01
2	N-Nitrosodimethylamine	0.070	0.061	13.7	94	0.00
3	Pyridine	0.124	0.116	6.1	99	0.00
4 S	2-Fluorophenol (SURR)	1.480	1.468	0.8	100	0.00
5	bis(2-Chloroethyl)ether	1.532	1.605	-4.7	101	-0.03
6 S	Phenol-d5 (SURR)	1.848	1.848	0.0	97	-0.03
7 M	2-Chlorophenol	1.436	1.434	0.2	99	-0.02
8 MC	Phenol	2.292	2.253	1.7	100	-0.02
9	Aniline	2.327	1.845	20.7	79	-0.02
10 S	2-Chlorophenol-d4 (SURR)	1.425	1.448	-1.6	99	-0.02
11	1,3-Dichlorobenzene	1.539	1.514	1.6	101	0.00
12 MC	1,4-Dichlorobenzene	1.560	1.528	2.0	97	-0.01
13 S	1,2 Dichlorobenzene-d4 (SURR)	0.836	0.834	0.2	98	0.00
14	1,2-Dichlorobenzene	1.364	1.355	0.7	99	-0.01
15	Benzyl Alcohol	1.024	1.012	1.1	97	-0.01
16	bis(2-chloroisopropyl)Ether	1.784	1.795	-0.7	98	-0.01
17	2-Methylphenol	1.321	1.258	4.8	94	-0.01
18	Acetophenone	1.814	1.848	-1.9	102	-0.01
19 MP	N-Nitroso-Di-n-Propylamine	0.935	0.826	11.7	89	-0.02
20	Hexachloroethane	0.590	0.521	11.7	90	0.00
21	3+4-Methylphenol	1.346	2.528	-87.9#	178	-0.01
22 I	Naphthalene-d8	1.000	1.000	0.0	99	-0.01
23 S	Nitrobenzene-d5 (SURR)	0.385	0.385	0.1	98	-0.02
24	Nitrobenzene	0.375	0.369	1.6	96	-0.01
25	Isophorone	0.756	0.678	10.3	91	-0.03
26 C	2-Nitrophenol	0.239	0.231	3.1	94	-0.01
27	Benzoic Acid	0.298	0.277	7.0	87	-0.10
28	2,4-Dimethylphenol	0.345	0.359	-3.9	107	-0.02
29	bis(2-Chloroethoxy)methane	0.505	0.506	-0.2	103	-0.01
30 C	2,4-Dichlorophenol	0.288	0.288	-0.3	99	-0.02
31 M	1,2,4-Trichlorobenzene	0.283	0.285	-0.8	101	-0.01
32	Naphthalene	0.966	0.965	0.1	99	-0.01
33	4-Chloroaniline	0.429	0.370	13.7	82	-0.02
34 C	Hexachlorobutadiene	0.124	0.125	-0.7	97	-0.01
35 MC	4-Chloro-3-Methylphenol	0.311	0.316	-1.4	94	-0.02
36	2-Methylnaphthalene	0.653	0.641	1.8	98	-0.01
37	1-Methylnaphthalene	0.651	0.021	96.8#	3#	-0.02
38 I	Acenaphthene-d10	1.000	1.000	0.0	102	0.00
39 P	Hexachlorocyclopentadiene	0.239	0.205	14.1	99	0.00
40 C	2,4,6-Trichlorophenol	0.380	0.376	1.1	99	-0.01
41	2,4,5-Trichlorophenol	0.400	0.410	-2.6	99	-0.02
42 S	2-Fluorobiphenyl (SURR)	1.243	1.293	-4.0	99	-0.02
43	Biphenyl	1.472	1.429	2.9	99	-0.03
44	2-Chloronaphthalene	1.303	1.066	18.2	83	-0.01
45	Dimethylphthalate	1.314	1.352	-2.9	101	-0.05
46	Acenaphthylene	2.001	1.857	7.2	91	-0.03
47	2,6-Dinitrotoluene	0.362	0.342	5.4	93	-0.04
48	2-Nitroaniline	0.413	0.396	4.1	100	-0.04
49 MC	Acenaphthene	1.167	1.186	-1.6	98	-0.03
50 P	2,4-Dinitrophenol	0.199	0.221	-10.8	103	-0.04
51	Dibenzofuran	1.643	1.604	2.4	96	-0.03
52 MP	4-Nitrophenol	0.249	0.269	-8.3	102	-0.05
53	3-Nitroaniline	0.447	0.441	1.3	100	-0.06

(#) = Out of Range

SV139664.D SV1NH.M

Thu Jul 13 10:38:04 2006

evaluate continuing Calibration Report

Data File : Q:\SVOA\MS1_MD\MD0706\MD071206\SV139664.D Vial: 10
 Acq On : 12 Jul 106 8:36 pm Operator: VSC
 Sample : BPG0098-SCV1 Inst : SVOA-MS1
 Misc : Multiplr: 1.00

Method : C:\HPCHEM\1\METHODS\SV1NH.M
 Title : ELEMENT ID: 0607014(SOIL) 0607015(AQUEOUS)
 Last Update : Thu Jul 13 10:27:07 2006
 Response via : Multiple Level Calibration

Min. RRF : 0.000 Min. Rel. Area : 50% Max. R.T. Dev 0.50min
 Max. RRF Dev : 30% Max. Rel. Area : 200%

Compound		AvgRF	CCRF	%Dev	Area%	Dev(min)
54 M	2,4-Dinitrotoluene	0.461	0.454	1.5	96	-0.05
55	Fluorene	1.248	1.267	-1.5	96	-0.02
56	2,3,4,6-Tetrachlorophenol	0.292	0.291	0.4	97	-0.03
57	Diethylphthalate	1.328	1.332	-0.3	97	-0.02
58	4-Chloro-phenyl-phenyl ethe	0.546	0.565	-3.4	97	-0.02
59 I	Phenanthrene-d10	1.000	1.000	0.0	105	-0.02
60	4-Nitroaniline	0.351	0.312	10.9	95	-0.07
61	4,6-Dinitro-2-Methylphenol	0.195	0.197	-1.0	101	-0.06
62 C	N-nitrosodiphenylamine	0.792	0.735	7.2	95	-0.04
63	Azobenzene	1.194	1.075	10.0	95	-0.03
64 S	2,4,6-Tribromophenol (SURR)	0.122	0.118	3.0	105	-0.02
65	4-Bromophenyl-phenylether	0.214	0.208	2.6	104	-0.02
66	Hexachlorobenzene	0.245	0.223	9.2	100	-0.03
67 MC	Pentachlorophenol	0.145	0.158	-9.6	117	-0.03
68	Phenanthrene	1.253	1.136	9.4	94	-0.03
69	Anthracene	1.265	1.161	8.3	95	-0.04
70	Carbazole	1.304	1.182	9.3	93	-0.03
71	Di-n-butylphthalate	1.859	1.651	11.2	92	-0.03
72 C	Fluoranthene	1.213	1.159	4.4	102	-0.03
73	Benzidine	0.576	0.258	55.2#	51	-0.04
74 I	Chrysene-d12	1.000	1.000	0.0	103	-0.03
75 M	Pyrene	1.652	1.577	4.5	96	-0.03
76 S	Terphenyl-d14 (SURR)	0.989	0.966	2.3	98	-0.02
77	Butylbenzylphthalate	1.027	0.997	2.9	96	-0.02
78	3,3'-Dichlorobenzidine	0.499	0.476	4.6	94	-0.03
79	Benzo(a)anthracene	1.442	1.365	5.3	98	-0.03
80	Chrysene	1.231	1.200	2.6	99	-0.04
81	bis(2-Ethylhexyl)phthalate	1.347	1.302	3.3	97	-0.01
82 I	Perylene-d12	1.000	1.000	0.0	104	-0.02
83 C	Di-n-octylphthalate	2.340	2.275	2.8	100	-0.03
84	Benzo(b)fluoranthene	1.529	1.442	5.7	101	-0.06
85	Benzo(k)fluoranthene	1.104	0.937	15.1	96	-0.06
86 C	Benzo(a)pyrene	1.193	1.094	8.3	94	-0.04
87	Indeno(1,2,3-Cd)Pyrene	1.155	1.200	-3.9	101	-0.07
88	Dibenzo(a,h)Anthracene	0.969	1.022	-5.4	106	-0.05
89	Benzo(g,h,i)perylene	0.963	0.987	-2.5	100	-0.05

(#) = Out of Range
 SV139664.D SV1NH.M

SPCC's out = 0 CCC's out = 0
 Thu Jul 13 10:38:12 2006

**ESS LABORATORY
GCMS1 RUN LOG**

COLUMN DB5MS

BATCH DATE	VIAL #	FILE #	LAB ID	METHOD	COMMENTS / DILUTION / STANDARD ID	ANALYST
7/9/06	13	SV1 31	solvent	EPHRIAL		JLS
7/9/06	2	SV1 32	BPG0068-CCB	EPHRIAL	3 Failures	JLS
7/9/06	2	SV1 33	CCB	EPHRIAL		JLS
7/10/06	1	SV1 34	BPG0080-TUM1	DETTP	✓ 6F26111	JLS
	2	SV1 35	BPG0080-CCV1	EPHRIAL	✓ 6G10019	
	3	SV1 36	DL06518-10		✓	
	4	SV1 37	-70		X5 ✓	
	5	SV1 38	solvent			
	2	SV1 39	BPG0080-CCV2			
7/10/06	2	SV1 40	BPG0080-CCV2	EPHRIAL	✓ 2 Failures 6G10019	JLS
7/10/06	1	SV1 41	BPG0083-TUM1	DETTP	6F26111	JLS
	2	SV1 42	BPG0083-CCV1	EPHRIAL	6G10019	
	3	SV1 43	DL06518-10		Retrac ✓ ATP LOW	
	4	SV1 44	solvent			
	5	SV1 45	BS161010-R1K1		✓	
	6	SV1 46	-BS1		✓	
	7	SV1 47	-BS1		✓	
	8	SV1 48	DL07065-01		✓	
	9	SV1 49	BS161010-DUP1		✓	
	10	SV1 50	-BS1		✓	
	11	SV1 51	solvent			
	11	SV1 52	solvent			
	2	SV1 53	CCV2			
7/11/06	2	SV1 54	BPG0083-CCB	EPHRIAL	✓	JLS
7/12/06	1	SV1 55	BPG0088-TUM1	DETTP	6F26111	JLS
	2	SV1 56	-CAL4	✓	6E31079	
	3	SV1 57	-CAL1	✓	76	
	4	SV1 58	-CAL2	✓	77	
	5	SV1 59	-CAL3	✓	78	
7/12/06	6	SV1 60	BPG0088-CAL5	DETTP	6E31080	JLS

**ESS LABORATORY
GCMS1 RUN LOG**

COLUMN DB5MS

BATCH DATE	VIAL #	FILE #	LAB ID	METHOD	COMMENTS / DILUTION / STANDARD ID	ANALYST
7/12/06	7	SV1 39661	BPG-0098 - cal6	SV1INH	6E31082 6E31081	VSC
↓	8	SV1 62	↓ - cal7	↓	6E31083 6E31082	↓
↓	9	SV1 63	↓ - cal8	↓	6E31084 6E31083	↓
7/12/06	10	SV1 64	BPG-0098 - SV1	SV1INH	6E31084	VSC
7/13/06	1	SV1 65	BPG-0111 - TM1	DFTPP	6F26111	VSC
	2	SV1 66	BPG-0111 - CV1	SV1INH	66-10021	
	3	SV1 67	BG-61137 - BK1		66-01034	
	4	SV1 68	BG-61137 - BS1			
	5	SV1 69	BG-61137 - BSD1			
	6	SV1 70	0607057 - 01			
	7	SV1 71	0607071 - 08			
	8	SV1 72	BG-61315 - BK1			
	9	SV1 73	BG-61315 - BS1			
	10	SV1 74	BG-61315 - BSD1			
	11	SV1 75	0607141 - 02			
	12	SV1 76	↓ - 03			
	13	SV1 77	↓ - 04			
	14	SV1 78	0607141 - 01			
	15	SV1 79	BG-61315 - MS1			
	16	SV1 80	BG-61315 - MS1			
	17	SV1 81	BG-61307 - BK1			
	18	SV1 82	BG-61307 - BS1			
	19	SV1 83	BG-61307 - BSD1			
	20	SV1 84	0607134 - 01			
	21	SV1 85	0607134 - 02		re-garner	
7/13/06	22	SV1 86	0607134 - 02	SV1INH	66-01034	VSC
7/14/06	1	SV1 87	BPG-0122 - TM1	DFTPP	6F26111	VSC
↓	2	SV1 88	BPG-0122 - CV1	SV1INH	66-10021	↓
↓	3	SV1 89	BNA MS QC	SV1INH	66-01034	↓
7/14/06	4	SV1 90	0607134 - 04	SV1INH	66-01034	VSC

ANALYSIS SEQUENCE

BPG0125

Instrument: SVOA-MS1

Calibration ID: ~~UNASSIGNED~~ **SVINH**

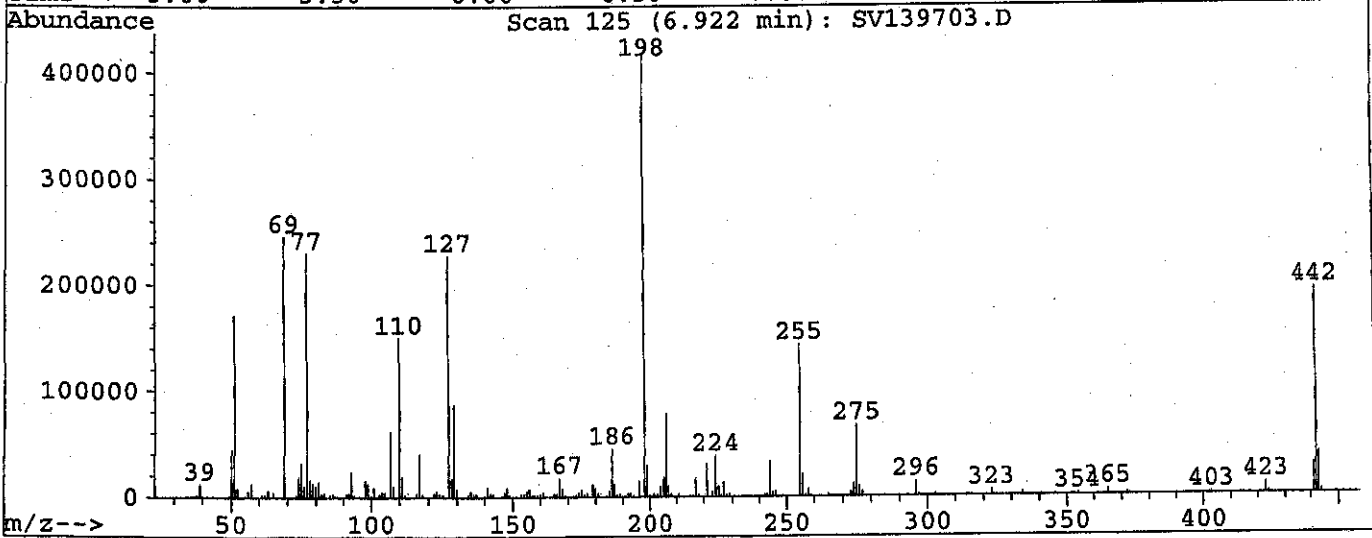
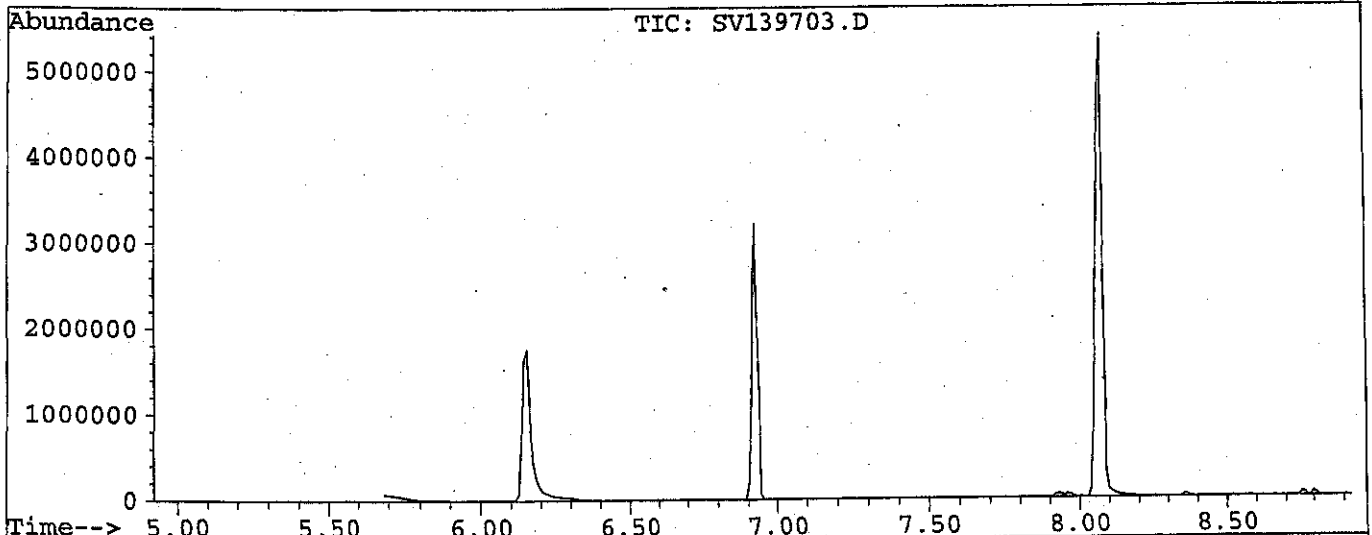
Lab Number	Analysis	Container	Order	Position	STD ID	ISTD ID	Client
BPG0125-TUN1	QC		1		6G13052		
BPG0125-CCV1	QC		2		6G10021	6G01034	
BG61414-BLK1	QC		3			6G01034	
BG61414-BS1	QC		4			6G01034	
BG61414-BSD1	QC		5			6G01034	
BG61414-MS1	QC		6			6G01034	
BG61414-MSD1	QC		7			6G01034	
0607164-01	SVOC: 8270/3541 ppb PAH	A	8			6G01034	MACTEC Engineering & Consulting, In
0607164-02	SVOC: 8270/3541 ppb PAH	A	9			6G01034	MACTEC Engineering & Consulting, In

Samples Loaded By _____ Date _____

Data Processed By _____ Date _____

Data File : Q:\SVOA\MS1_MD\MD0706\MD071506\SV139703.D Vial: 1
 Acq On : 15 Jul 106 10:48 am Operator: VSC
 Sample : BPG0125-TUN1 Inst : SVOA-MS1
 Misc : Multiplr: 1.00

Method : C:\HPCHEM\1\METHODS\SV1NH.M
 Title : ELEMENT ID: 0607014(SOIL) 0607015(AQUEOUS)



Peak Apex is scan: 125

Target Mass	Rel. to Mass	Lower Limit%	Upper Limit%	Rel. Abn%	Raw Abn	Result Pass/Fail
51	198	30	60	41.2	171520	PASS
68	69	0	2	0.0	0	PASS
69	198	0	100	59.1	245952	PASS
70	69	0	2	0.0	0	PASS
127	198	40	60	54.8	227968	PASS
197	198	0	1	0.0	0	PASS
198	198	100	100	100.0	416064	PASS
199	198	5	9	7.0	29176	PASS
275	198	10	30	16.1	66904	PASS
365	198	1	100	1.3	5332	PASS
441	443	0	100	73.3	28160	PASS
442	198	40	100	46.6	193792	PASS
443	442	17	23	19.8	38416	PASS

Quantitation Report

Data File : Q:\SVOA\MS1_MD\MD0706\MD071506\SV139704.D Vial: 2
 Acq On : 15 Jul 106 11:08 am Operator: VSC
 Sample : BPG0125-CCV1 Inst : SVOA-MS1
 Misc : Multiplr: 1.00
 Quant Time: Jul 15 11:48 19106

Method : C:\HPCHEM\1\METHODS\SV1NH.M
 Title : ELEMENT ID: 0607014(SOIL) 0607015(AQUEOUS)
 Last Update : Fri Jul 14 14:23:01 2006
 Response via : Multiple Level Calibration

Internal Standards	R.T.	QIon	Response	Conc	Units	Dev(Min)
1) 1,4-Dichlorobenzene-d4	3.59	152	653089	40.00	ng/uL	-0.01
22) Naphthalene-d8	4.91	136	2328875	40.00	ng/uL	-0.02
38) Acenaphthene-d10	7.25	164	1074339	40.00	ng/uL	-0.02
59) Phenanthrene-d10	9.77	188	1499804	40.00	ng/uL	-0.03
74) Chrysene-d12	14.89	240	1229152	40.00	ng/uL	-0.03
82) Perylene-d12	17.49	264	1329099	40.00	ng/uL	-0.03

System Monitoring Compounds	R.T.	QIon	Response	Conc	Units	%Recovery
4) 2-Fluorophenol (SURR)	1.55	112	1307623	54.10	ng/uL	36.06%
6) Phenol-d5 (SURR)	3.30	99	1659607	54.99	ng/uL	36.66%
10) 2-Chlorophenol-d4 (SURR)	3.38	132	1236660	53.16	ng/uL	35.44%
13) 1,2 Dichlorobenzene-d4 (SUR)	3.79	152	728812	53.41	ng/uL	53.41%
23) Nitrobenzene-d5 (SURR)	4.20	82	1180227	52.61	ng/uL	52.61%
42) 2-Fluorobiphenyl (SURR)	6.28	172	1865636	55.88	ng/uL	55.88%
64) 2,4,6-Tribromophenol (SURR)	8.58	330	244114	53.34	ng/uL	35.56%
76) Terphenyl-d14 (SURR)	12.92	244	1547068	50.92	ng/uL	50.92%

Target Compounds	R.T.	QIon	Response	Conc	Units	Qvalue
2) N-Nitrosodimethylamine	0.73	74	50569	44.06	ng/uL	83
3) Pyridine	0.73	79	81678	40.37	ng/uL	96
5) bis(2-Chloroethyl) ether	3.37	93	1353297	54.09	ng/uL	96
7) 2-Chlorophenol	3.40	128	1206614	51.46	ng/uL	93
8) Phenol	3.32	94	1981177	52.94	ng/uL	76
9) Aniline	3.28	93	2027837	53.38	ng/uL	91
11) 1,3-Dichlorobenzene	3.54	146	1275329	50.76	ng/uL	100
12) 1,4-Dichlorobenzene	3.60	146	1333473	52.35	ng/uL	99
14) 1,2-Dichlorobenzene	3.81	146	1136111	51.02	ng/uL	99
15) Benzyl Alcohol	3.80	79	876293	52.43	ng/uL	86
16) bis(2-chloroisopropyl) Ethe	3.96	45	1562979	53.67	ng/uL	98
17) 2-Methylphenol	3.95	108	1181321	54.76	ng/uL	100
18) Acetophenone	4.06	105	1534784	51.82	ng/uL	90
19) N-Nitroso-Di-n-Propylamine	4.11	70	771149	50.54	ng/uL	98
20) Hexachloroethane	4.11	117	484085	50.26	ng/uL	96
21) 3+4-Methylphenol	4.12	108	1175667	53.51	ng/uL	91
24) Nitrobenzene	4.22	77	1086913	49.72	ng/uL	99
25) Isophorone	4.46	82	2223912	50.54	ng/uL	98
26) 2-Nitrophenol	4.54	139	743228	53.48	ng/uL	92
27) Benzoic Acid	4.85	105	913572	48.63	ng/uL	97
28) 2,4-Dimethylphenol	4.62	107	1118112	55.64	ng/uL	99
29) bis(2-Chloroethoxy)methane	4.71	93	1531820	52.12	ng/uL	95
30) 2,4-Dichlorophenol	4.80	162	889582	53.11	ng/uL	95
31) 1,2,4-Trichlorobenzene	4.88	180	858577	52.15	ng/uL	99
32) Naphthalene	4.94	128	2951977	52.50	ng/uL	99
33) 4-Chloroaniline	5.04	127	1407147	56.35	ng/uL	100
34) Hexachlorobutadiene	5.15	225	390545	54.09	ng/uL	99
35) 4-Chloro-3-Methylphenol	5.64	107	1042367	57.48	ng/uL	100
36) 2-Methylnaphthalene	5.74	142	1990383	52.36	ng/uL	100
37) 1-Methylnaphthalene	5.88	142	1896440	50.01	ng/uL	99
39) Hexachlorocyclopentadiene	6.05	237	426960	66.51	ng/uL	100
40) 2,4,6-Trichlorophenol	6.17	196	537804	52.67	ng/uL	98
41) 2,4,5-Trichlorophenol	6.23	196	595594	55.50	ng/uL	99
43) Biphenyl	6.40	154	2031560	51.38	ng/uL	98
44) 2-Chloronaphthalene	6.39	162	1654368	47.26	ng/uL	98
45) Dimethylphthalate	6.97	163	1899728	53.84	ng/uL	99
46) Acenaphthylene	7.00	152	2912573	54.19	ng/uL	99
47) 2,6-Dinitrotoluene	7.05	165	531320	54.67	ng/uL	92
48) 2-Nitroaniline	6.61	65	552695	49.80	ng/uL	88

(#) = qualifier out of range (m) = manual integration
 SV139704.D SV1NH.M Sat Jul 15 11:49:16 2006

Data File : Q:\SVOA\MS1_MD\MD0706\MD071506\SV139704.D Vial: 2
 Acq On : 15 Jul 106 11:08 am Operator: VSC
 Sample : BPG0125-CCV1 Inst : SVOA-MS1
 Misc : Multiplr: 1.00
 Quant Time: Jul 15 11:48 19106

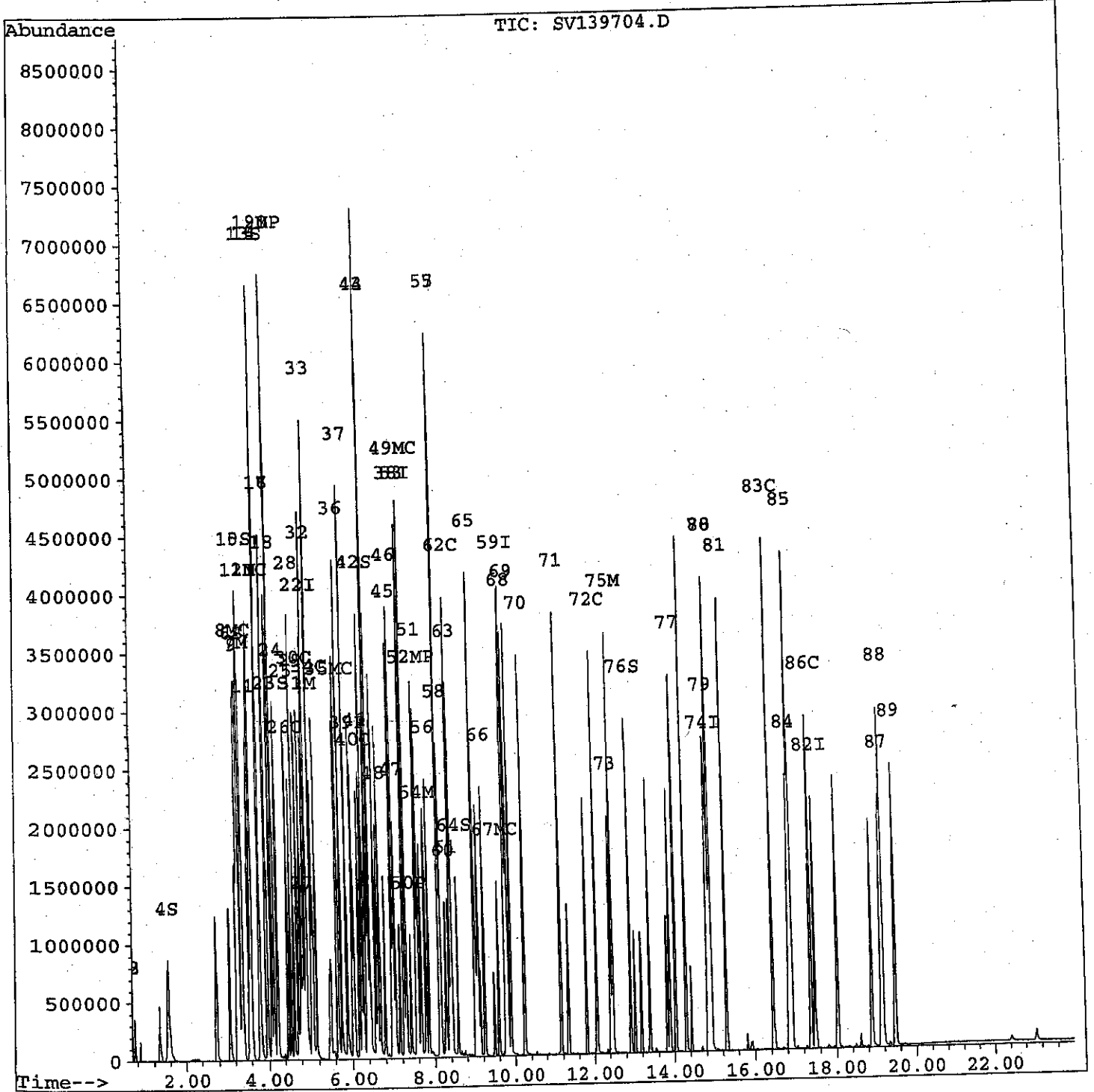
Method : C:\HPCHEM\1\METHODS\SV1NH.M
 Title : ELEMENT ID: 0607014(SOIL) 0607015(AQUEOUS)
 Last Update : Fri Jul 14 14:23:01 2006
 Response via : Multiple Level Calibration

Compound	R.T.	QIon	Response	Conc	Unit	Qvalue
49) Acenaphthene	7.30	153	1688839	53.87	ng/uL	99
50) 2,4-Dinitrophenol	7.41	184	295469	47.96	ng/uL	96
51) Dibenzofuran	7.56	168	2405623	54.52	ng/uL	100
52) 4-Nitrophenol	7.59	65	356599	53.39	ng/uL	97
53) 3-Nitroaniline	7.25	65	612881	51.09	ng/uL	94
54) 2,4-Dinitrotoluene	7.67	165	681481	55.03	ng/uL	87
55) Fluorene	8.13	166	1827227	54.53	ng/uL	99
56) 2,3,4,6-Tetrachlorophenol	7.85	232	437227	55.66	ng/uL	99
57) Diethylphthalate	8.13	149	1906126	53.45	ng/uL	98
58) 4-Chloro-phenyl-phenyl eth	8.17	204	811513	55.33	ng/uL	96
60) 4-Nitroaniline	8.29	138	687550	52.31	ng/uL	96
61) 4,6-Dinitro-2-Methylphenol	8.36	198	405668	51.23	ng/uL	87
62) N-nitrosodiphenylamine	8.41	169	1609325	54.22	ng/uL	99
63) Azobenzene	8.44	77	2272625	50.77	ng/uL	96
65) 4-Bromophenyl-phenylether	9.01	248	428242	53.38	ng/uL	90
66) Hexachlorobenzene	9.24	284	479509	52.09	ng/uL	93
67) Pentachlorophenol	9.59	266	293178	50.80	ng/uL	99
68) Phenanthrene	9.82	178	2507107	53.36	ng/uL	99
69) Anthracene	9.90	178	2532322	53.38	ng/uL	99
70) Carbazole	10.25	167	2548405	52.14	ng/uL	99
71) Di-n-butylphthalate	11.17	149	3763426	53.98	ng/uL	99
72) Fluoranthene	12.07	202	2450277	53.89	ng/uL	93
73) Benzidine	12.42	184	1357357	62.82	ng/uL	95
75) Pyrene	12.48	202	2540726	50.05	ng/uL	97
77) Butylbenzylphthalate	14.05	149	1664539	52.75	ng/uL	93
78) 3,3'-Dichlorobenzidine	14.93	252	809493	52.76	ng/uL	96
79) Benzo(a)anthracene	14.85	228	2274635	51.34	ng/uL	100
80) Chrysene	14.94	228	1983905	52.43	ng/uL	100
81) bis(2-Ethylhexyl)phthalate	15.30	149	2243596	54.22	ng/uL	98
83) Di-n-octylphthalate	16.45	149	3937528	50.65	ng/uL	100
84) Benzo(b)fluoranthene	16.87	252	2648426	52.11	ng/uLm	91
85) Benzo(k)fluoranthene	16.92	252	1562770	50.03	ng/uL	98
86) Benzo(a)pyrene	17.39	252	2051483	51.76	ng/uL	99
87) Indeno(1,2,3-Cd)Pyrene	19.14	276	2195500	57.20	ng/uL	95
88) Dibenzo(a,h)Anthracene	19.18	278	1766236	54.85	ng/uL	99
89) Benzo(g,h,i)perylene	19.49	276	1837236	57.42	ng/uL	92

Quantitation Report

Data File : Q:\SVOA\MS1_MD\MD0706\MD071506\SV139704.D Vial: 2
Acq On : 15 Jul 106 11:08 am Operator: VSC
Sample : BPG0125-CCV1 Inst : SVOA-MS1
Misc : Multiplr: 1.00
Quant Time: Jul 15 11:48 19106

Method : C:\HPCHEM\1\METHODS\SV1NH.M
Title : ELEMENT ID: 0607014(SOIL) 0607015(AQUEOUS)
Last Update : Fri Jul 14 14:23:01 2006
Response via : Multiple Level Calibration



Evaluate Continuing Calibration Report

Data File : Q:\SVOA\MS1_MD\MD0706\MD071506\SV139704.D Vial: 2
 Acq On : 15 Jul 106 11:08 am Operator: VSC
 Sample : BPG0125-CCV1 Inst : SVOA-MS1
 Misc : Multiplr: 1.00

Method : C:\HPCHEM\1\METHODS\SV1NH.M
 Title : ELEMENT ID: 0607014(SOIL) 0607015(AQUEOUS)
 Last Update : Fri Jul 14 14:23:01 2006
 Response via : Multiple Level Calibration

Min. RRF : 0.000 Min. Rel. Area : 50% Max. R.T. Dev 0.50min
 Max. RRF Dev : 30% Max. Rel. Area : 200%

Compound	AvgRF	CCRF	%Dev	Area%	Dev(min)
1 I 1,4-Dichlorobenzene-d4	1.000	1.000	0.0	127	-0.01
2 N-Nitrosodimethylamine	0.070	0.062	11.9	122	0.00
3 Pyridine	0.124	0.100	19.3	108	0.00
4 S 2-Fluorophenol (SURR)	1.480	1.602	-8.2	138	-0.02
5 bis(2-Chloroethyl) ether	1.532	1.658	-8.2	132	-0.02
6 S Phenol-d5 (SURR)	1.848	2.033	-10.0	135	-0.01
7 M 2-Chlorophenol	1.436	1.478	-2.9	128	-0.02
8 MC Phenol	2.292	2.427	-5.9	136	-0.01
9 Aniline	2.327	2.484	-6.8	134	-0.01
10 S 2-Chlorophenol-d4 (SURR)	1.425	1.515	-6.3	131	-0.01
11 1,3-Dichlorobenzene	1.539	1.562	-1.5	131	-0.02
12 MC 1,4-Dichlorobenzene	1.560	1.633	-4.7	131	-0.02
13 S 1,2 Dichlorobenzene-d4 (SURR)	0.836	0.893	-6.8	132	-0.02
14 1,2-Dichlorobenzene	1.364	1.392	-2.0	128	-0.02
15 Benzyl Alcohol	1.024	1.073	-4.9	129	-0.02
16 bis(2-chloroisopropyl) Ether	1.784	1.915	-7.3	132	-0.02
17 2-Methylphenol	1.321	1.447	-9.5	136	-0.02
18 Acetophenone	1.814	1.880	-3.6	130	-0.01
19 MP N-Nitroso-Di-n-Propylamine	0.935	0.945	-1.1	129	-0.01
20 Hexachloroethane	0.590	0.593	-0.5	129	-0.02
21 3+4-Methylphenol	1.346	1.440	-7.0	128	-0.01
22 I Naphthalene-d8	1.000	1.000	0.0	126	-0.02
23 S Nitrobenzene-d5 (SURR)	0.385	0.405	-5.2	133	-0.02
24 Nitrobenzene	0.375	0.373	0.6	124	-0.01
25 Isophorone	0.756	0.764	-1.1	132	-0.02
26 C 2-Nitrophenol	0.239	0.255	-7.0	133	-0.01
27 Benzoic Acid	0.298	0.314	-5.4	127	-0.02
28 2,4-Dimethylphenol	0.345	0.384	-11.3	147	-0.02
29 bis(2-Chloroethoxy)methane	0.505	0.526	-4.2	138	-0.02
30 C 2,4-Dichlorophenol	0.288	0.306	-6.2	135	-0.01
31 M 1,2,4-Trichlorobenzene	0.283	0.295	-4.3	135	-0.01
32 Naphthalene	0.966	1.014	-5.0	133	-0.01
33 4-Chloroaniline	0.429	0.483	-12.7	137	-0.01
34 C Hexachlorobutadiene	0.124	0.134	-8.2	134	-0.02
35 MC 4-Chloro-3-Methylphenol	0.311	0.358	-15.0	137	-0.03
36 2-Methylnaphthalene	0.653	0.684	-4.7	134	-0.02
37 1-Methylnaphthalene	0.651	0.651	-0.0	127	-0.02
38 I Acenaphthene-d10	1.000	1.000	0.0	129	-0.02
39 P Hexachlorocyclopentadiene	0.239	0.318	-33.0#	195	-0.02
40 C 2,4,6-Trichlorophenol	0.380	0.400	-5.3	134	-0.02
41 2,4,5-Trichlorophenol	0.400	0.444	-11.0	136	-0.02
42 S 2-Fluorobiphenyl (SURR)	1.243	1.389	-11.8	136	-0.02
43 Biphenyl	1.472	1.513	-2.8	133	-0.02
44 2-Chloronaphthalene	1.303	1.232	5.5	121	-0.02
45 Dimethylphthalate	1.314	1.415	-7.7	134	-0.02
46 Acenaphthylene	2.001	2.169	-8.4	135	-0.03
47 2,6-Dinitrotoluene	0.362	0.396	-9.3	137	-0.02
48 2-Nitroaniline	0.413	0.412	0.4	132	-0.02
49 MC Acenaphthene	1.167	1.258	-7.7	131	-0.03
50 P 2,4-Dinitrophenol	0.199	0.220	-10.3	130	-0.03
51 Dibenzofuran	1.643	1.791	-9.0	136	-0.03
52 MP 4-Nitrophenol	0.249	0.266	-6.8	128	-0.03
53 3-Nitroaniline	0.447	0.456	-2.2	132	-0.03

Evaluate Continuing Calibration Report

Data File : Q:\SVOA\MS1_MD\MD0706\MD071506\SV139704.D Vial: 2
 Acq On : 15 Jul 106 11:08 am Operator: VSC
 Sample : BPG0125-CCV1 Inst : SVOA-MS1
 Misc : Multiplr: 1.00

Method : C:\HPCHEM\1\METHODS\SV1NH.M
 Title : ELEMENT ID: 0607014(SOIL) 0607015(AQUEOUS)
 Last Update : Fri Jul 14 14:23:01 2006
 Response via : Multiple Level Calibration

Min. RRF : 0.000 Min. Rel. Area : 50% Max. R.T. Dev 0.50min
 Max. RRF Dev : 30% Max. Rel. Area : 200%

	Compound	AvgRF	CCRF	%Dev	Area%	Dev(min)
54 M	2,4-Dinitrotoluene	0.461	0.507	-10.1	136	-0.03
55	Fluorene	1.248	1.361	-9.1	131	-0.02
56	2,3,4,6-Tetrachlorophenol	0.292	0.326	-11.3	138	-0.04
57	Diethylphthalate	1.328	1.419	-6.9	131	-0.03
58	4-Chloro-phenyl-phenyl ethe	0.546	0.604	-10.7	131	-0.02
59 I	Phenanthrene-d10	1.000	1.000	0.0	127	-0.03
60	4-Nitroaniline	0.351	0.367	-4.6	134	-0.03
61	4,6-Dinitro-2-Methylphenol	0.195	0.216	-10.8	134	-0.03
62 C	N-nitrosodiphenylamine	0.792	0.858	-8.4	133	-0.02
63	Azobenzene	1.194	1.212	-1.5	129	-0.02
64 S	2,4,6-Tribromophenol (SURR)	0.122	0.130	-6.7	139	-0.03
65	4-Bromophenyl-phenylether	0.214	0.228	-6.8	137	-0.03
66	Hexachlorobenzene	0.245	0.256	-4.2	138	-0.03
67 MC	Pentachlorophenol	0.145	0.156	-8.2	140	-0.03
68	Phenanthrene	1.253	1.337	-6.7	134	-0.03
69	Anthracene	1.265	1.351	-6.8	133	-0.04
70	Carbazole	1.304	1.359	-4.3	129	-0.03
71	Di-n-butylphthalate	1.859	2.007	-8.0	135	-0.03
72 C	Fluoranthene	1.213	1.307	-7.8	139	-0.03
73	Benzidine	0.576	0.724	-25.6	172	-0.03
74 I	Chrysene-d12	1.000	1.000	0.0	134	-0.03
75 M	Pyrene	1.652	1.654	-0.1	132	-0.03
76 S	Terphenyl-d14 (SURR)	0.989	1.007	-1.8	134	-0.03
77	Butylbenzylphthalate	1.027	1.083	-5.5	136	-0.02
78	3,3'-Dichlorobenzidine	0.499	0.527	-5.5	136	-0.03
79	Benzo(a)anthracene	1.442	1.480	-2.7	139	-0.04
80	Chrysene	1.231	1.291	-4.9	139	-0.04
81	bis(2-Ethylhexyl)phthalate	1.347	1.460	-8.4	142	-0.02
82 I	Perylene-d12	1.000	1.000	0.0	144	-0.03
83 C	Di-n-octylphthalate	2.340	2.370	-1.3	144	-0.03
84	Benzo(b)fluoranthene	1.529	1.594	-4.2	153	-0.04
85	Benzo(k)fluoranthene	1.015	0.941	7.3	133	-0.03
86 C	Benzo(a)pyrene	1.193	1.235	-3.5	146	-0.03
87	Indeno(1,2,3-Cd)Pyrene	1.155	1.321	-14.4	154	-0.03
88	Dibenzo(a,h)Anthracene	0.969	1.063	-9.7	152	-0.03
89	Benzo(g,h,i)perylene	0.963	1.106	-14.8	154	-0.04

**ESS LABORATORY
GCMS1 RUN LOG**

COLUMN DB5MS

BATCH DATE	VIAL #	FILE #	LAB ID	METHOD	COMMENTS / DILUTION / STANDARD ID	ANALYST
7/14/06	5	SV1 39691	B6-61307-MS1	SVINH	6601034	VSC
	6	SV1 92	B6-61307-MSD1			
	7	SV1 93	0607134-05	✓		
	8	SV1 94	0607134-07	✓	RR 5X	
	9	SV1 95	0607134-09	✓	RR 5X	
	10	SV1 96	BNA MS RC			
	11	SV1 97	0607134-06	✓	RR 10X	
	12	SV1 98	0607134-08 0607134-08	✓	RR 20X	
	13	SV1 39699	0607134-07	✓	5X	
	14	SV1 39700	-09	✓	5X	
	15	SV1 01	-06	✓	10X	
	16	SV1 02	0607134-08	✓	SVINH 20X 6601034	VSC
High	1	SV1 03	XXXXXXXXXX	DETPP	6613052	
	2	SV1 04	XXXXXXXXXX	SVINH	6610021	
	3	SV1 05	XXXXXXXXXX		6601034	
	4	SV1 06	XXXXXXXXXX			
	5	SV1 07	XXXXXXXXXX			
	6	SV1 08	XXXXXXXXXX			
	7	SV1 09	XXXXXXXXXX			
	8	SV1 10	XXXXXXXXXX			
	9	SV1 11	XXXXXXXXXX	SVINH		
	1	SV1 12	BPG-0129-TM9	DETPP	6613052	
	2	SV1 13	BPG-0129-CCV1	SVINH	6610021	just 7/17/06
	3	SV1 14	0607164-10	✓	12 Failure (RR)	
	4	SV1 15	-11	✓	6601034	
	5	SV1 16	-12	✓		
	6	SV1 17	-13	✓		
	7	SV1 18	-14	✓		
	8	SV1 19	-15	✓	RR Failed	
7/15/06	9	SV1 20	0607164-16	✓	SVINH	VSC

ANALYSIS SEQUENCE

BPG0129

Instrument: SVOA-MS1

Calibration ID: UNASSIGNED SVINH

Lab Number	Analysis	Container	Order	Position	STD ID	ISTD ID	Client
BPG0129-TUN1	QC		1		6G13052		
BPG0129-CCV1	QC		2		6G10021	6G01034	
0607164-03	SVOC: 8270/3541 ppb PAH	A	3			6G01034	MACTEC Engineering & Consulting, In
0607164-04	SVOC: 8270/3541 ppb PAH	A	4			6G01034	MACTEC Engineering & Consulting, In
0607164-05	SVOC: 8270/3541 ppb PAH	A	5			6G01034	MACTEC Engineering & Consulting, In
0607164-06	SVOC: 8270/3541 ppb PAH	A	6			6G01034	MACTEC Engineering & Consulting, In
0607164-07	SVOC: 8270/3541 ppb PAH	A	7			6G01034	MACTEC Engineering & Consulting, In
0607164-08	SVOC: 8270/3541 ppb PAH	A	8			6G01034	MACTEC Engineering & Consulting, In
0607164-09	SVOC: 8270/3541 ppb PAH	A	9			6G01034	MACTEC Engineering & Consulting, In
0607164-10	SVOC: 8270/3541 ppb PAH	A	10			6G01034	MACTEC Engineering & Consulting, In
0607164-11	SVOC: 8270/3541 ppb PAH	A	11			6G01034	MACTEC Engineering & Consulting, In
0607164-12	SVOC: 8270/3541 ppb PAH	A	12			6G01034	MACTEC Engineering & Consulting, In
0607164-13	SVOC: 8270/3541 ppb PAH	A	13			6G01034	MACTEC Engineering & Consulting, In
0607164-14	SVOC: 8270/3541 ppb PAH	A	14			6G01034	MACTEC Engineering & Consulting, In
0607164-16	SVOC: 8270/3541 ppb PAH	A	15			6G01034	MACTEC Engineering & Consulting, In
0607164-17	SVOC: 8270/3541 ppb PAH	A	16			6G01034	MACTEC Engineering & Consulting, In
0607164-18	SVOC: 8270/3541 ppb PAH	A	17			6G01034	MACTEC Engineering & Consulting, In
0607164-19	SVOC: 8270/3541 ppb PAH	A	18			6G01034	MACTEC Engineering & Consulting, In
0607164-20	SVOC: 8270/3541 ppb PAH	A	19			6G01034	MACTEC Engineering & Consulting, In

Samples Loaded By

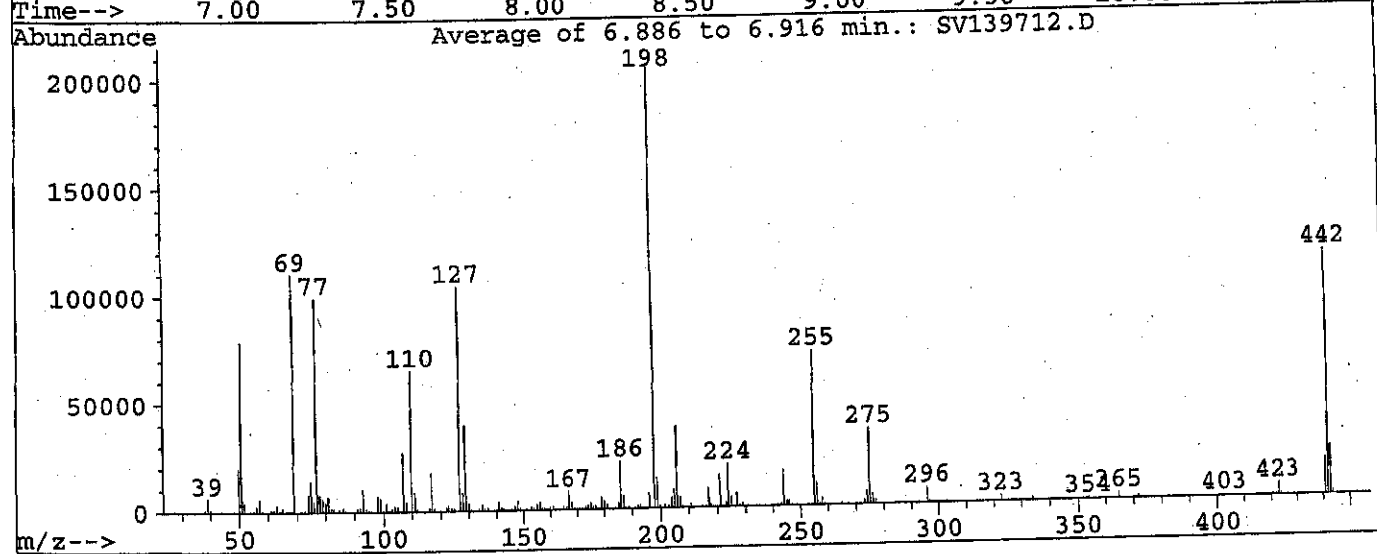
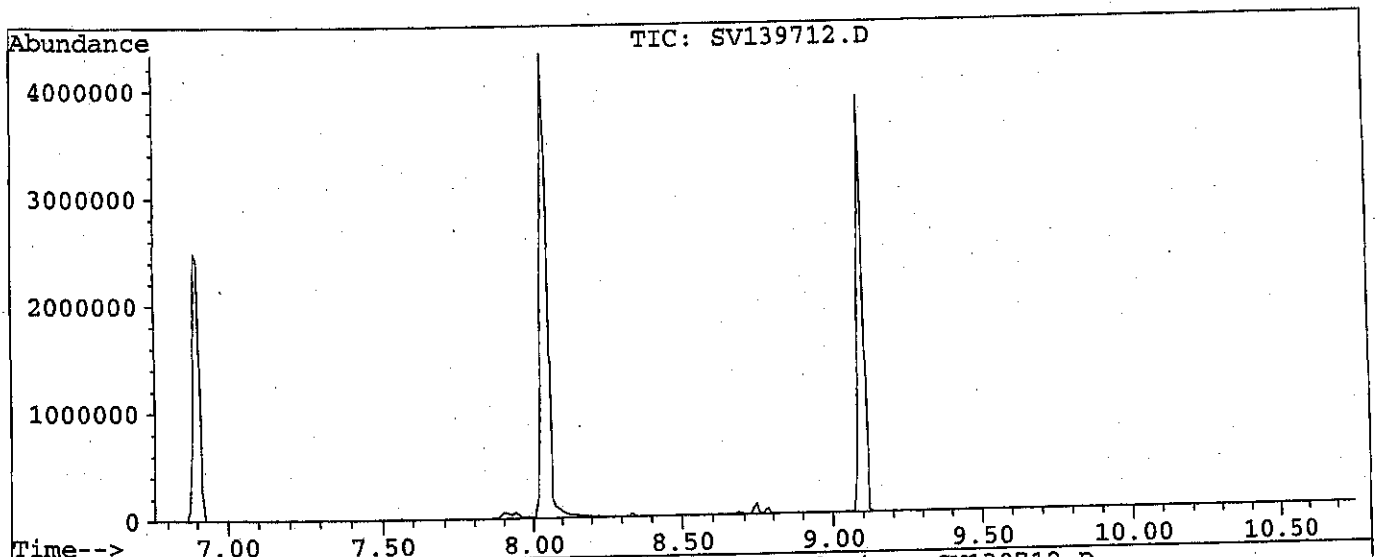
Date

Data Processed By

Date

Data File : Q:\SVOA\MS1_MD\MD0706\MD071506\SV139712.D Vial: 1
 Acq On : 15 Jul 106 4:17 pm Operator: VSC
 Sample : BPG0129-TUN1 Inst : SVOA-MS1
 Misc : Multiplr: 1.00

Method : C:\HPCHEM\1\METHODS\DFTPP.M
 Title : daily instrument eval mix



Peak Apex is scan: 0

Target Mass	Rel. to Mass	Lower Limit%	Upper Limit%	Rel. Abn%	Raw Abn	Result Pass/Fail
51	198	30	60	38.4	78836	PASS
68	69	0	2	0.0	0	PASS
69	198	0	100	53.9	110510	PASS
70	69	0	2	0.2	263	PASS
127	198	40	60	50.9	104348	PASS
197	198	0	1	0.0	0	PASS
198	198	100	100	100.0	205124	PASS
199	198	5	9	6.8	14037	PASS
275	198	10	30	17.1	35132	PASS
365	198	1	100	1.3	2667	PASS
441	443	0	100	75.6	17084	PASS
442	198	40	110	55.7	114194	PASS
443	442	17	23	19.8	22598	PASS

Data File : Q:\SVOA\MS1_MD\MD0706\MD071506\SV139713.D Vial: 2
 Acq On : 15 Jul 106 4:36 pm Operator: VSC
 Sample : BPG0129-CCV1 Inst : SVOA-MS1
 Misc : Multiplr: 1.00
 Quant Time: Jul 15 17:04 19106

Method : C:\HPCHEM\1\METHODS\SV1NH.M
 Title : ELEMENT ID: 0607014(SOIL) 0607015(AQUEOUS)
 Last Update : Fri Jul 14 10:32:53 2006
 Response via : Multiple Level Calibration

Internal Standards	R.T.	QIon	Response	Conc	Units	Dev(Min)
1) 1,4-Dichlorobenzene-d4	3.57	152	657810	40.00	ng/uL	-0.04
22) Naphthalene-d8	4.89	136	2270128	40.00	ng/uL	-0.04
38) Acenaphthene-d10	7.22	164	1069047	40.00	ng/uL	-0.05
59) Phenanthrene-d10	9.73	188	1464158	40.00	ng/uL	-0.07
74) Chrysene-d12	14.85	240	1239517	40.00	ng/uL	-0.07
82) Perylene-d12	17.45	264	1297258	40.00	ng/uL	-0.08
						%Recovery
System Monitoring Compounds						
4) 2-Fluorophenol (SURR)	1.51	112	1223755	50.26	ng/uL	33.51%
6) Phenol-d5 (SURR)	3.28	99	1619255	53.27	ng/uL	35.51%
10) 2-Chlorophenol-d4 (SURR)	3.36	132	1237474	52.82	ng/uL	35.21%
13) 1,2 Dichlorobenzene-d4 (SUR)	3.77	152	720481	52.42	ng/uL	52.42%
23) Nitrobenzene-d5 (SURR)	4.19	82	1170438	53.53	ng/uL	53.53%
42) 2-Fluorobiphenyl (SURR)	6.25	172	1780328	53.59	ng/uL	53.59%
64) 2,4,6-Tribromophenol (SURR)	8.55	330	233335	52.22	ng/uL	34.82%
76) Terphenyl-d14 (SURR)	12.89	244	1526911	49.83	ng/uL	49.83%
						Qvalue
Target Compounds						
2) N-Nitrosodimethylamine	0.72	74	54228	46.91	ng/uL	84
3) Pyridine	0.72	79	97043	47.62	ng/uL	95
5) bis(2-Chloroethyl) ether	3.35	93	1318452	52.32	ng/uL	97
7) 2-Chlorophenol	3.38	128	1239392	52.48	ng/uL	96
8) Phenol	3.29	94	2007576	53.26	ng/uL	79
9) Aniline	3.25	93	1961979	51.28	ng/uL	91
11) 1,3-Dichlorobenzene	3.52	146	1315953	52.00	ng/uLm	100
12) 1,4-Dichlorobenzene	3.59	146	1287708	50.19	ng/uL	100
14) 1,2-Dichlorobenzene	3.79	146	1139636	50.81	ng/uL	98
15) Benzyl Alcohol	3.78	79	867313	51.52	ng/uL	90
16) bis(2-chloroisopropyl) Ethe	3.95	45	1518873	51.78	ng/uL	97
17) 2-Methylphenol	3.94	108	1147462	52.81	ng/uL	99
18) Acetophenone	4.04	105	1542059	51.69	ng/uL	93
19) N-Nitroso-Di-n-Propylamine	4.09	70	762101	49.59	ng/uL	97
20) Hexachloroethane	4.10	117	482684	49.76	ng/uL	85
21) 3+4-Methylphenol	4.10	108	1089199	49.22	ng/uL	98
24) Nitrobenzene	4.20	77	1114424	52.30	ng/uL	97
25) Isophorone	4.45	82	2206968	51.45	ng/uL	92
26) 2-Nitrophenol	4.52	139	733747	54.16	ng/uL	91
27) Benzoic Acid	4.84	105	969812	52.61	ng/uL	96
28) 2,4-Dimethylphenol	4.60	107	1090458	55.67	ng/uL	98
29) bis(2-Chloroethoxy)methane	4.69	93	1478316	51.60	ng/uL	97
30) 2,4-Dichlorophenol	4.77	162	871232	53.36	ng/uL	98
31) 1,2,4-Trichlorobenzene	4.85	180	835138	52.04	ng/uL	99
32) Naphthalene	4.91	128	2830941	51.65	ng/uL	99
33) 4-Chloroaniline	5.02	127	1357341	55.76	ng/uL	99
34) Hexachlorobutadiene	5.13	225	381725	54.23	ng/uL	99
35) 4-Chloro-3-Methylphenol	5.62	107	984713	55.70	ng/uL	98
36) 2-Methylnaphthalene	5.72	142	1927731	52.03	ng/uL	100
37) 1-Methylnaphthalene	5.86	142	1936705	52.40	ng/uL	99
39) Hexachlorocyclopentadiene	6.03	237	411923	64.48	ng/uL	98
40) 2,4,6-Trichlorophenol	6.15	196	524739	51.64	ng/uLm	99
41) 2,4,5-Trichlorophenol	6.21	196	586035	54.88	ng/uL	100
43) Biphenyl	6.37	154	1933276	49.14	ng/uL	97
44) 2-Chloronaphthalene	6.37	162	1732262	49.73	ng/uLm	95
45) Dimethylphthalate	6.94	163	1840475	52.42	ng/uL	99
46) Acenaphthylene	6.98	152	2839556	53.09	ng/uL	99
47) 2,6-Dinitrotoluene	7.02	165	496161	51.30	ng/uL	97
48) 2-Nitroaniline	6.59	65	542151	49.09	ng/uL	85

(#) = qualifier out of range (m) = manual integration
 SV139713.D SV1NH.M Sat Jul 15 17:05:09 2006

Data File : Q:\SVOA\MS1_MD\MD0706\MD071506\SV139713.D Vial: 2
 Acq On : 15 Jul 106 4:36 pm Operator: VSC
 Sample : BPG0129-CCV1 Inst : SVOA-MS1
 Misc : Multiplr: 1.00
 Quant Time: Jul 15 17:04 19106

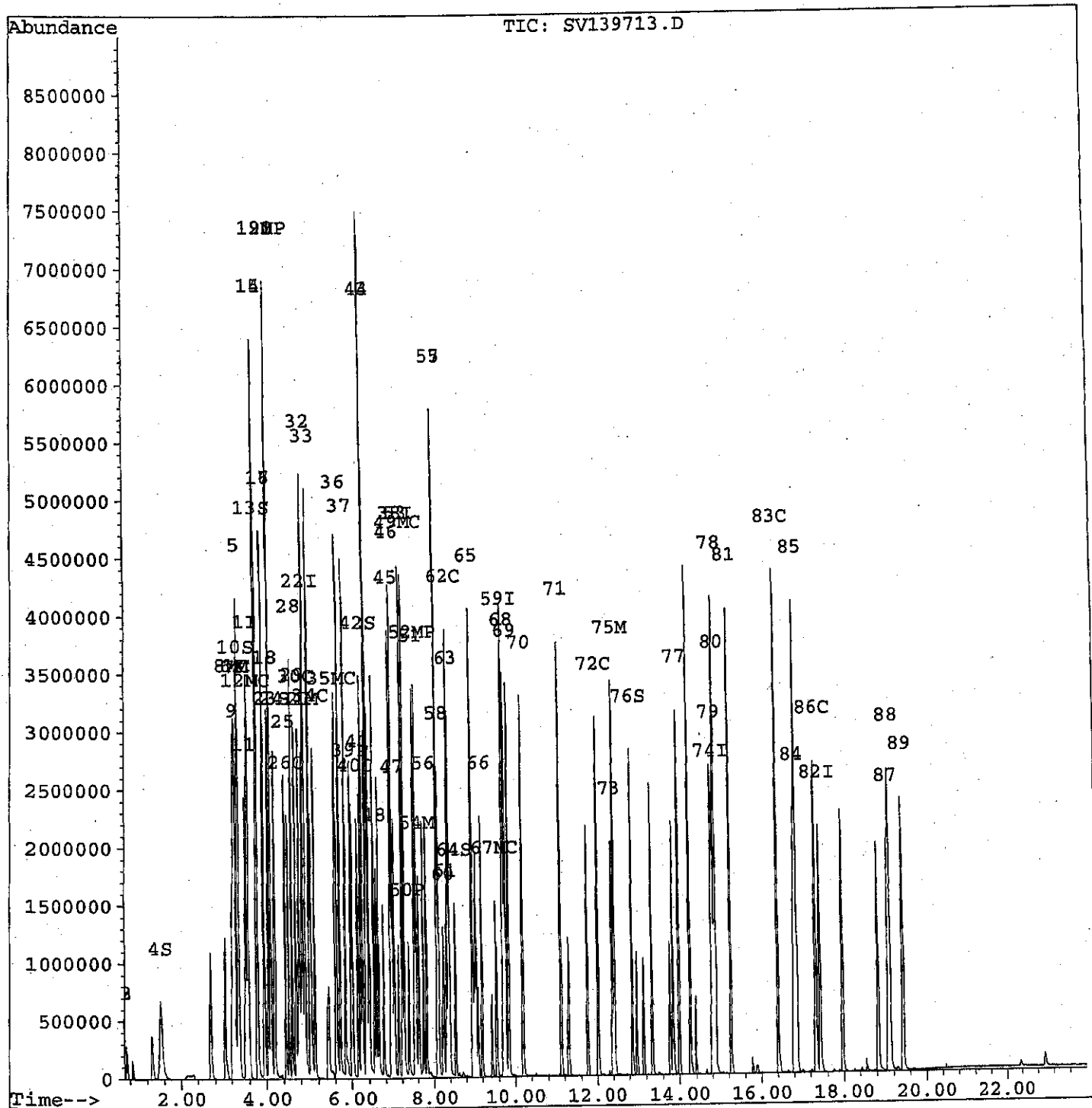
Method : C:\HPCHEM\1\METHODS\SV1NH.M
 Title : ELEMENT ID: 0607014(SOIL) 0607015(AQUEOUS)
 Last Update : Fri Jul 14 10:32:53 2006
 Response via : Multiple Level Calibration

Compound	R.T.	QIon	Response	Conc	Unit	Qvalue
49) Acenaphthene	7.27	153	1685076	54.02	ng/uL	100
50) 2,4-Dinitrophenol	7.38	184	329117	53.02	ng/uL	92
51) Dibenzofuran	7.53	168	2281105	51.95	ng/uL	97
52) 4-Nitrophenol	7.56	65	357289	53.75	ng/uL	99
53) 3-Nitroaniline	7.23	65	626178	52.46	ng/uL	89
54) 2,4-Dinitrotoluene	7.64	165	668262	54.23	ng/uL	89
55) Fluorene	8.09	166	1804335	54.11	ng/uL	99
56) 2,3,4,6-Tetrachlorophenol	7.82	232	424835	54.35	ng/ul	98
57) Diethylphthalate	8.10	149	1856698	52.32	ng/uL	99
58) 4-Chloro-phenyl-phenyl eth	8.14	204	798206	54.69	ng/uL	96
60) 4-Nitroaniline	8.26	138	668004	52.06	ng/uLm	1
61) 4,6-Dinitro-2-Methylphenol	8.33	198	424775	54.86	ng/uLm	86
62) N-nitrosodiphenylamine	8.38	169	1541050	53.19	ng/uLm	99
63) Azobenzene	8.41	77	2235349	51.15	ng/ulm	95
65) 4-Bromophenyl-phenylether	8.97	248	416889	53.23	ng/uLm	93
66) Hexachlorobenzene	9.20	284	467009	51.97	ng/uLm	92
67) Pentachlorophenol	9.55	266	296498	52.44	ng/uLm	99
68) Phenanthrene	9.78	178	2432852	53.04	ng/uLm	100
69) Anthracene	9.87	178	2467299	53.27	ng/uLm	99
70) Carbazole	10.21	167	2552017	53.48	ng/uLm	100
71) Di-n-butylphthalate	11.13	149	3646650	53.58	ng/uLm	100
72) Fluoranthene	12.03	202	2350221	52.95	ng/uLm	97
73) Benzidine	12.38	184	1345045	63.77	ng/ulm	95
75) Pyrene	12.44	202	2422998	47.33	ng/uL	99
77) Butylbenzylphthalate	14.02	149	1593106	50.06	ng/uL	94
78) 3,3'-Dichlorobenzidine	14.90	252	783483	50.64	ng/uL	95
79) Benzo(a)anthracene	14.82	228	2230267	49.91	ng/uLm	97
80) Chrysene	14.91	228	1871974	49.06	ng/uL	100
81) bis(2-Ethylhexyl)phthalate	15.27	149	2111782	50.61	ng/uL	99
83) Di-n-octylphthalate	16.42	149	3784560	49.87	ng/uLm	73
84) Benzo(b)fluoranthene	16.84	252	2659255	53.61	ng/uLm	93
85) Benzo(k)fluoranthene	16.89	252	1448332	46.79	ng/uL	99
86) Benzo(a)pyrene	17.36	252	1965869	50.82	ng/uLm	79
87) Indeno(1,2,3-Cd)Pyrene	19.10	276	2159804	57.65	ng/uL	96
88) Dibenzo(a,h)Anthracene	19.15	278	1746204	55.56	ng/uL	94
89) Benzo(g,h,i)perylene	19.46	276	1810200	57.96	ng/uL	93

(#) = qualifier out of range (m) = manual integration
 SV139713.D SV1NH.M Sat Jul 15 17:05:11 2006

Data File : Q:\SVOA\MS1_MD\MD0706\MD071506\SV139713.D Vial: 2
Acq On : 15 Jul 106 4:36 pm Operator: VSC
Sample : BPG0129-CCV1 Inst : SVOA-MS1
Misc : Multiplr: 1.00
Quant Time: Jul 15 17:04 19106

Method : C:\HPCHEM\1\METHODS\SV1NH.M
Title : ELEMENT ID: 0607014(SOIL) 0607015(AQUEOUS)
Last Update : Fri Jul 14 10:32:53 2006
Response via : Multiple Level Calibration



Evaluate Continuing Calibration Report

Data File : Q:\SVOA\MS1_MD\MD0706\MD071506\SV139713.D Vial: 2
 Acq On : 15 Jul 106 4:36 pm Operator: VSC
 Sample : BPG0129-CCV1 Inst : SVOA-MS1
 Misc : Multiplr: 1.00

Method : C:\HPCHEM\1\METHODS\SV1NH.M
 Title : ELEMENT ID: 0607014(SOIL) 0607015(AQUEOUS)
 Last Update : Fri Jul 14 10:32:53 2006
 Response via : Multiple Level Calibration

Min. RRF : 0.000 Min. Rel. Area : 50% Max. R.T. Dev. 0.50min
 Max. RRF Dev : 30% Max. Rel. Area : 200%

	Compound	AvgRF	CCRF	%Dev	Area%	Dev(min)
1	I 1,4-Dichlorobenzene-d4	1.000	1.000	0.0	128	-0.04
2	N-Nitrosodimethylamine	0.070	0.066	6.2	130	-0.01
3	Pyridine	0.124	0.118	4.8	128	-0.01
4	S 2-Fluorophenol (SURR)	1.480	1.488	-0.5	129	-0.06
5	bis(2-Chloroethyl) ether	1.532	1.603	-4.6	128	-0.04
6	S Phenol-d5 (SURR)	1.848	1.969	-6.5	131	-0.03
7	M 2-Chlorophenol	1.436	1.507	-5.0	132	-0.04
8	MC Phenol	2.292	2.442	-6.5	138	-0.04
9	Aniline	2.327	2.386	-2.6	130	-0.04
10	S 2-Chlorophenol-d4 (SURR)	1.425	1.505	-5.6	131	-0.04
11	1,3-Dichlorobenzene	1.539	1.600	-4.0	135	-0.05
12	MC 1,4-Dichlorobenzene	1.560	1.566	-0.4	126	-0.04
13	S 1,2 Dichlorobenzene-d4 (SURR)	0.836	0.876	-4.8	130	-0.04
14	1,2-Dichlorobenzene	1.364	1.386	-1.6	129	-0.04
15	Benzyl Alcohol	1.024	1.055	-3.0	128	-0.04
16	bis(2-chloroisopropyl) Ether	1.784	1.847	-3.6	128	-0.03
17	2-Methylphenol	1.321	1.395	-5.6	132	-0.03
18	Acetophenone	1.814	1.875	-3.4	131	-0.04
19	MP N-Nitroso-Di-n-Propylamine	0.935	0.927	0.8	128	-0.04
20	Hexachloroethane	0.590	0.587	0.5	129	-0.04
21	3+4-Methylphenol	1.346	1.325	1.6	119	-0.04
22	I Naphthalene-d8	1.000	1.000	0.0	123	-0.04
23	S Nitrobenzene-d5 (SURR)	0.385	0.412	-7.1	131	-0.04
24	Nitrobenzene	0.375	0.393	-4.6	127	-0.04
25	Isophorone	0.756	0.778	-2.9	131	-0.03
26	C 2-Nitrophenol	0.239	0.259	-8.3	131	-0.03
27	Benzoic Acid	0.298	0.342	-14.8	135	-0.03
28	2,4-Dimethylphenol	0.345	0.384	-11.3	143	-0.04
29	bis(2-Chloroethoxy)methane	0.505	0.521	-3.2	133	-0.04
30	C 2,4-Dichlorophenol	0.288	0.307	-6.7	132	-0.04
31	M 1,2,4-Trichlorobenzene	0.283	0.294	-4.1	131	-0.04
32	Naphthalene	0.966	0.998	-3.3	128	-0.04
33	4-Chloroaniline	0.429	0.478	-11.5	132	-0.03
34	C Hexachlorobutadiene	0.124	0.135	-8.5	131	-0.04
35	MC 4-Chloro-3-Methylphenol	0.311	0.347	-11.4	129	-0.05
36	2-Methylnaphthalene	0.653	0.679	-4.1	130	-0.04
37	1-Methylnaphthalene	0.651	0.683	-4.8	130	-0.04
38	I Acenaphthene-d10	1.000	1.000	0.0	128	-0.05
39	P Hexachlorocyclopentadiene	0.239	0.308	-29.0	188	-0.04
40	C 2,4,6-Trichlorophenol	0.380	0.393	-3.3	131	-0.04
41	2,4,5-Trichlorophenol	0.400	0.439	-9.8	134	-0.04
42	S 2-Fluorobiphenyl (SURR)	1.243	1.332	-7.2	129	-0.05
43	Biphenyl	1.472	1.447	1.7	127	-0.05
44	2-Chloronaphthalene	1.303	1.296	0.5	127	-0.04
45	Dimethylphthalate	1.314	1.377	-4.8	130	-0.05
46	Acenaphthylene	2.001	2.125	-6.2	132	-0.05
47	2,6-Dinitrotoluene	0.362	0.371	-2.6	128	-0.05
48	2-Nitroaniline	0.413	0.406	1.8	130	-0.04
49	MC Acenaphthene	1.167	1.261	-8.0	131	-0.06
50	P 2,4-Dinitrophenol	0.199	0.246	-23.5	145	-0.06
51	Dibenzofuran	1.643	1.707	-3.9	129	-0.06
52	MP 4-Nitrophenol	0.249	0.267	-7.5	128	-0.06
53	3-Nitroaniline	0.447	0.469	-4.9	135	-0.05

(#) = Out of Range
 SV139713.D SV1NH.M

Sat Jul 15 17:05:44 2006

Page 1

Evaluate Continuing Calibration Report

Data File : Q:\SVOA\MS1_MD\MD0706\MD071506\SV139713.D Vial: 2
 Acq On : 15 Jul 106 4:36 pm Operator: VSC
 Sample : BPG0129-CCV1 Inst : SVOA-MS1
 Misc : Multiplr: 1.00

Method : C:\HPCHEM\1\METHODS\SV1NH.M
 Title : ELEMENT ID: 0607014(SOIL) 0607015(AQUEOUS)
 Last Update : Fri Jul 14 10:32:53 2006
 Response via : Multiple Level Calibration

Min. RRF : 0.000 Min. Rel. Area : 50% Max. R.T. Dev 0.50min
 Max. RRF Dev : 30% Max. Rel. Area : 200%

	Compound	AvgRF	CCRF	%Dev	Area%	Dev(min)
54 M	2,4-Dinitrotoluene	0.461	0.500	-8.5	134	-0.06
55	Fluorene	1.248	1.350	-8.2	130	-0.06
56	2,3,4,6-Tetrachlorophenol	0.292	0.318	-8.7	134	-0.06
57	Diethylphthalate	1.328	1.389	-4.6	127	-0.06
58	4-Chloro-phenyl-phenyl ethe	0.546	0.597	-9.4	129	-0.05
59 I	Phenanthrene-d10	1.000	1.000	0.0	124	-0.07
60	4-Nitroaniline	0.351	0.365	-4.1	130	-0.06
61	4,6-Dinitro-2-Methylphenol	0.195	0.232	-18.9	141	-0.06
62 C	N-nitrosodiphenylamine	0.792	0.842	-6.4	128	-0.05
63	Azobenzene	1.194	1.221	-2.3	127	-0.05
64 S	2,4,6-Tribromophenol (SURR)	0.122	0.127	-4.4	133	-0.06
65	4-Bromophenyl-phenylether	0.214	0.228	-6.5	133	-0.06
66	Hexachlorobenzene	0.245	0.255	-3.9	134	-0.06
67 MC	Pentachlorophenol	0.145	0.162	-12.0	141	-0.07
68	Phenanthrene	1.253	1.329	-6.1	130	-0.07
69	Anthracene	1.265	1.348	-6.5	129	-0.07
70	Carbazole	1.304	1.394	-7.0	129	-0.07
71	Di-n-butylphthalate	1.859	1.992	-7.2	131	-0.07
72 C	Fluoranthene	1.213	1.284	-5.9	133	-0.07
73	Benzidine	0.576	0.735	-27.5	171	-0.06
74 I	Chrysene-d12	1.000	1.000	0.0	135	-0.07
75 M	Pyrene	1.652	1.564	5.3	126	-0.06
76 S	Terphenyl-d14 (SURR)	0.989	0.985	0.3	132	-0.07
77	Butylbenzylphthalate	1.027	1.028	-0.1	130	-0.06
78	3,3'-Dichlorobenzidine	0.499	0.506	-1.3	132	-0.06
79	Benzo(a)anthracene	1.442	1.439	0.2	136	-0.07
80	Chrysene	1.231	1.208	1.9	131	-0.07
81	bis(2-Ethylhexyl)phthalate	1.347	1.363	-1.2	134	-0.06
82 I	Perylene-d12	1.000	1.000	0.0	141	-0.08
83 C	Di-n-octylphthalate	2.340	2.334	0.3	138	-0.06
84	Benzo(b)fluoranthene	1.529	1.640	-7.2	154	-0.07
85	Benzo(k)fluoranthene	1.015	0.893	12.0	124	-0.06
86 C	Benzo(a)pyrene	1.193	1.212	-1.6	140	-0.07
87	Indeno(1,2,3-Cd)Pyrene	1.155	1.332	-15.3	151	-0.07
88	Dibenzo(a,h)Anthracene	0.969	1.077	-11.1	150	-0.06
89	Benzo(g,h,i)perylene	0.963	1.116	-15.9	152	-0.07

ESS LABORATORY GCMS1 RUN LOG

COLUMN DB5MS

BATCH DATE	VIAL #	FILE #	LAB ID	METHOD	COMMENTS / DILUTION / STANDARD ID	ANALYST
7/14/06	5	SV1 39691	B6-61307-MS1	SVINH	6601034	VSL
	6	SV1 92	B6-61307-MSD1			
	7	SV1 93	0607134-05	✓		
	8	SV1 94	0607134-07	✓	RR 5X	
	9	SV1 95	0607134-09	✓	RR 5X	
	10	SV1 96	BNA MS RC			
	11	SV1 97	06071321-06	✓	RR 10X	
	12	SV1 98	0607134-08 0607134-08	✓	RR 20X	
	13	SV1 39699	0607134-07	✓	5X	
	14	SV1 39700	-09	✓	5X	
	15	SV1 01	-06	✓	10X	
	16	SV1 02	0607134-08	✓ SVINH	20X 6601034	VSL
7/15/06	1	SV1 03	B6-0125-TM	DFTPP	6613052	VSL
	2	SV1 04	B6-0125-CCV1	SVINH	6610021	
	3	SV1 05	B6-61414-BW1	✓	6601034	
	4	SV1 06	B6-61414-B51	✓		
	5	SV1 07	B6-61414-B521	✓		
	6	SV1 08	0607164-01	✓		
	7	SV1 09	0607164-02	✓		
	8	SV1 10	B6-61414-MS1	✓		
	9	SV1 11	B6-61414-MS21	✓ SVINH		
	1	SV1 12	B6-0125-TM	✓ DFTPP	6613052	
	2	SV1 13	B6-0125-CCV1	✓ SVINH	6610021	just dilute
	3	SV1 14	0607164-01	✓	IS Failure (RR)	
	4	SV1 15	11	✓	6601031	
	5	SV1 16	12	✓		
	6	SV1 17	11	✓		
	7	SV1 18	14	✓		
	8	SV1 19	15	✓	RR 5X Failed	
7/15/06	9	SV1 20	0607164-01 16	✓ SVINH		VSL

ESS LABORATORY GCMS1 RUN LOG

COLUMN DB5MS

BATCH DATE	VIAL #	FILE #	LAB ID	METHOD	COMMENTS / DILUTION / STANDARD ID	ANALYST
7/15/06	10	SV1 21	0607166-17	SVINH	✓ 66-01034	✓ JS
7/15/06	11	SV1 22	19		✓	
	12	SV1 23	20		✓	
	13	SV1 24	18		✓	
	14	SV1 25	02		✓	
	15	SV1 26	04		✓ RR 50 RR 20x	
	16	SV1 27	09		✓ RR 10x	
	17	SV1 28	06		✓ AR JS RR 2x	
	18	SV1 29	07		✓ RR 0x	
	19	SV1 30	08		✓ RR 3x	
	7/15/06	20	SV1 31	05	SVINH	✓ RR 5x
7/16/06	1	SV1 1357 32	Bp60138 TUN1	DETPP	✓ 6613052	JS
7/16/06	2	SV1 33	COV1	SVINH	✓ 66-10021	
	2	SV1 34	Bp6-0138 COV1		✓ 66-10021	
	3	SV1 35	Bp61416-BICI		✓ 66-01034	
	4	SV1 36	-BS1		✓	
	5	SV1 37	-BSD1		✓	
	6	SV1 38	0607170-01		✓	
	7	SV1 39	-02		✓ RR 15 Failure	
	8	SV1 40	-03		✓ RR 0x	
	9	SV1 41	0607168-03	✓		
	10	SV1 42	-02	✓		
	11	SV1 43	-04	✓		
	12	SV1 44	-05	✓		
	13	SV1 45	-01	✓		
	14	SV1 46	0607170-02	✓	✓ 2 N.G. - No SS	
	15	SV1 47	02	✓		JS
	16	SV1 48	0607170-03	✓	✓	
	17	SV1 49	0607168-01	✓		
7/17/06	18	SV1 50	-4MSD	SVINH	✓	

ANALYSIS SEQUENCE

BPG0148

Instrument: SVOA-MS1

Calibration ID: ~~UNASSIGNED~~ **SVINH**

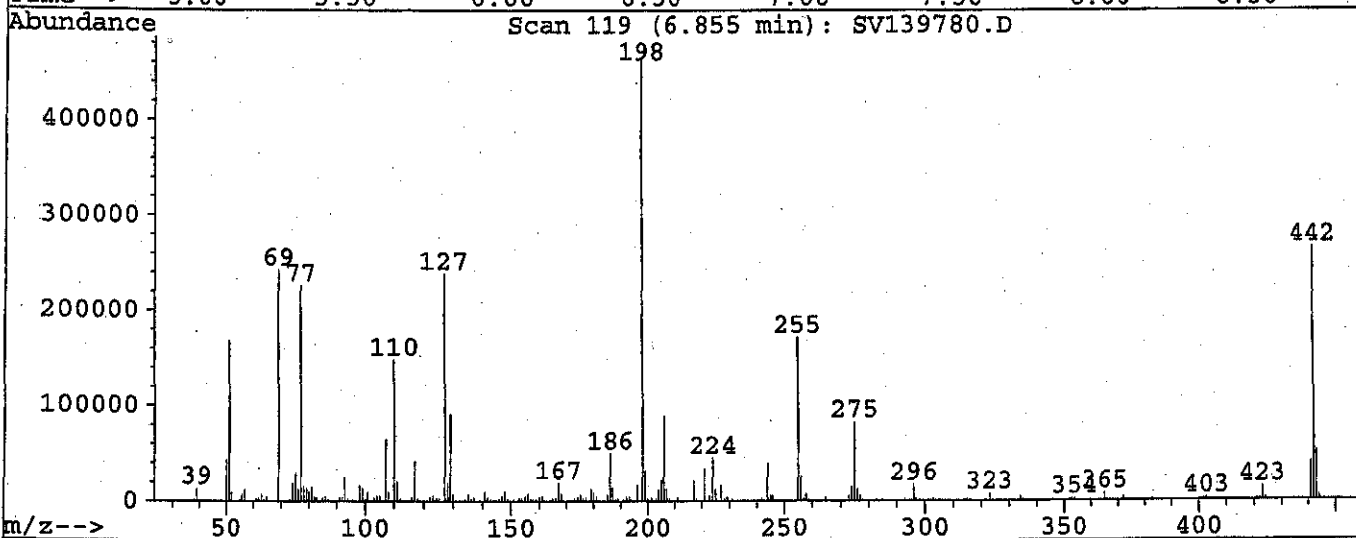
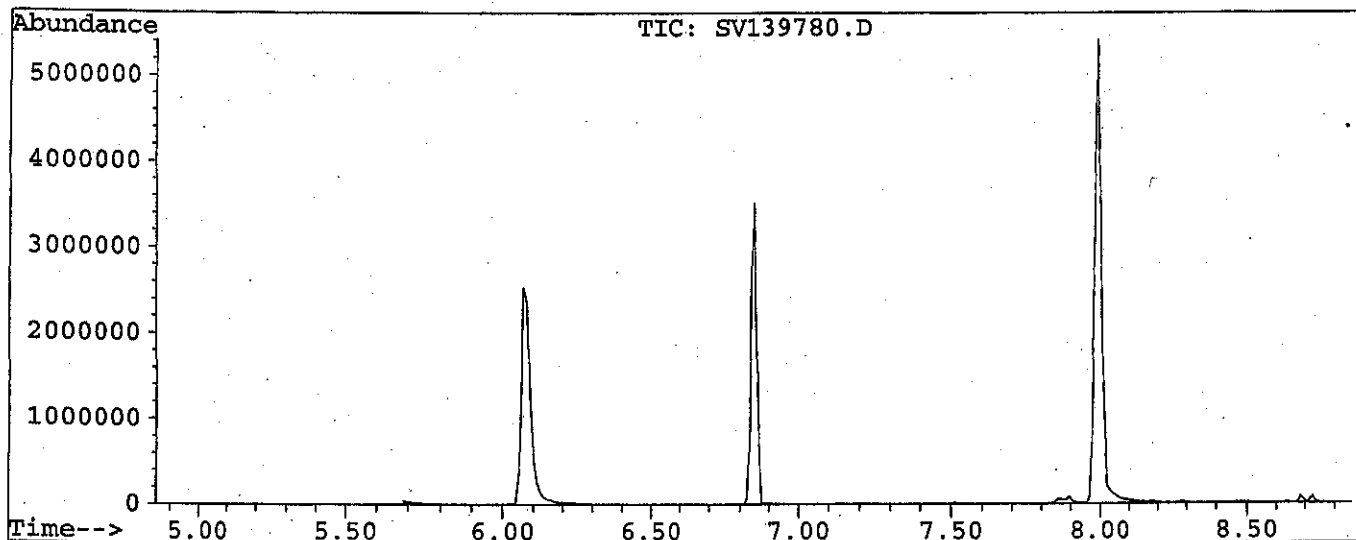
Lab Number	Analysis	Container	Order	Position	STD ID	ISTD ID	Client
BPG0148-TUN1	QC		1		6G13052		
BPG0148-CCV1	QC		2		6G10021	6G01034	
0607134-02	SVOC: 8270/3541 ppb PAH	A	3			6G01034	MACTEC Engineering & Consulting, In
✓ BG61704-BLK1	QC		4			6G01034	
✓ BG61704-BS1	QC		5			6G01034	
✓ BG61704-BSD1	QC		6			6G01034	
✓ 0607164-15	SVOC: 8270/3541 ppb PAH	A	7			6G01034	MACTEC Engineering & Consulting, In
BG61704-MS1	QC		8			6G01034	
BG61704-MSD1	QC		9			6G01034	
0607173-16	SVOC: 8270/3541 ppb PAH	A	10			6G01034	MACTEC Engineering & Consulting, In
0607173-18	SVOC: 8270/3541 ppb PAH	A	11			6G01034	MACTEC Engineering & Consulting, In

Samples Loaded By _____ Date _____

Data Processed By _____ Date _____

Data File : Q:\SVOA\MS1_MD\MD0706\MD071806\SV139780.D Vial: 1
 Acq On : 18 Jul 106 9:56 am Operator: VSC
 Sample : BPG0148-TUN1 Inst : SVOA-MS1
 Misc : Multiplr: 1.00

Method : C:\HPCHEM\1\METHODS\SV1NH.M
 Title : ELEMENT ID: 0607014(SOIL) 0607015(AQUEOUS)



Peak Apex is scan: 119

Target Mass	Rel. to Mass	Lower Limit%	Upper Limit%	Rel. Abn%	Raw Abn	Result Pass/Fail
51	198	30	60	36.3	167808	PASS
68	69	0	2	0.0	0	PASS
69	198	0	100	52.3	241984	PASS
70	69	0	2	0.0	0	PASS
127	198	40	60	51.5	238080	PASS
197	198	0	1	0.0	0	PASS
198	198	100	100	100.0	462400	PASS
199	198	5	9	6.8	31232	PASS
275	198	10	30	17.7	81792	PASS
365	198	1	100	1.6	7296	PASS
441	443	0	100	77.4	39480	PASS
442	198	40	100	57.4	265344	PASS
443	442	17	23	19.2	50984	PASS

Quantitation Report

Data File : Q:\SVOA\MS1_MD\MD0706\MD071806\SV139781.D Vial: 2
 Acq On : 18 Jul 106 10:16 am Operator: VSC
 Sample : BPG0148-CCV1 Inst : SVOA-MS1
 Misc : Multiplr: 1.00
 Quant Time: Jul 18 10:47 19106

Method : C:\HPCHEM\1\METHODS\SV1NH.M
 Title : ELEMENT ID: 0607014(SOIL) 0607015(AQUEOUS)
 Last Update : Tue Jul 18 15:00:25 2006
 Response via : Multiple Level Calibration

Internal Standards	R.T.	QIon	Response	Conc	Units	Dev(Min)
1) 1,4-Dichlorobenzene-d4	3.52	152	698935	40.00	ng/uL	-0.04
22) Naphthalene-d8	4.85	136	2468047	40.00	ng/uL	-0.03
38) Acenaphthene-d10	7.15	164	1154515	40.00	ng/uL	-0.06
59) Phenanthrene-d10	9.66	188	1566509	40.00	ng/uL	-0.07
74) Chrysene-d12	14.78	240	1316743	40.00	ng/uL	-0.06
82) Perylene-d12	17.38	264	1401350	40.00	ng/uL	-0.06

System Monitoring Compounds	R.T.	QIon	Response	Conc	Units	%Recovery
4) 2-Fluorophenol (SURR)	1.45	112	1235574	47.76	ng/uL	31.84%
6) Phenol-d5 (SURR)	3.24	99	1786628	55.32	ng/uL	36.88%
10) 2-Chlorophenol-d4 (SURR)	3.31	132	1321380	53.08	ng/uL	35.39%
13) 1,2 Dichlorobenzene-d4 (SUR)	3.73	152	771122	52.81	ng/uL	52.81%
23) Nitrobenzene-d5 (SURR)	4.15	82	1263889	53.17	ng/uL	53.17%
42) 2-Fluorobiphenyl (SURR)	6.20	172	1886752	52.58	ng/uL	52.58%
64) 2,4,6-Tribromophenol (SURR)	8.48	330	245169	51.29	ng/uL	34.19%
76) Terphenyl-d14 (SURR)	12.82	244	1645532	50.56	ng/uL	50.56%

Target Compounds	R.T.	QIon	Response	Conc	Units	Qvalue
2) N-Nitrosodimethylamine	0.71	74	61110	49.75	ng/uL	90
3) Pyridine	0.71	79	104920	48.45	ng/uL	96
5) bis(2-Chloroethyl) ether	3.31	93	1429168	53.37	ng/uL	96
7) 2-Chlorophenol	3.33	128	1299774	51.80	ng/uL	97
8) Phenol	3.26	94	2241190	55.96	ng/uL	76
9) Aniline	3.21	93	2197470	54.05	ng/uL	89
11) 1,3-Dichlorobenzene	3.48	146	1395732	51.91	ng/uLm	100
12) 1,4-Dichlorobenzene	3.54	146	1405318	51.55	ng/uL	99
14) 1,2-Dichlorobenzene	3.75	146	1222718	51.30	ng/uL	99
15) Benzyl Alcohol	3.74	79	879280	49.15	ng/uL	89
16) bis(2-chloroisopropyl) Ethe	3.91	45	1663808	53.39	ng/uL	100
17) 2-Methylphenol	3.90	108	1252923	54.27	ng/uL	99
18) Acetophenone	4.01	105	1643502	51.85	ng/uL	91
19) N-Nitroso-Di-n-Propylamine	4.06	70	811181	49.67	ng/uL	96
20) Hexachloroethane	4.06	117	507600	49.25	ng/uL	87
21) 3+4-Methylphenol	4.07	108	1255630	53.40	ng/uL	96
24) Nitrobenzene	4.17	77	1169339	50.48	ng/uL	99
25) Isophorone	4.41	82	2417458	51.84	ng/uL	98
26) 2-Nitrophenol	4.48	139	815317	55.36	ng/uL	90
27) Benzoic Acid	4.81	105	1050547	52.44	ng/uL	96
28) 2,4-Dimethylphenol	4.56	107	1182858	55.55	ng/uL	97
29) bis(2-Chloroethoxy)methane	4.65	93	1664048	53.42	ng/uL	98
30) 2,4-Dichlorophenol	4.73	162	939164	52.91	ng/uL	99
31) 1,2,4-Trichlorobenzene	4.81	180	888793	50.94	ng/uL	99
32) Naphthalene	4.87	128	3095208	51.95	ng/uL	100
33) 4-Chloroaniline	4.97	127	1406398	53.14	ng/uL	100
34) Hexachlorobutadiene	5.08	225	404863	52.91	ng/uL	99
35) 4-Chloro-3-Methylphenol	5.58	107	1053647	54.82	ng/uL	98
36) 2-Methylnaphthalene	5.66	142	2122222	52.68	ng/uL	99
37) 1-Methylnaphthalene	5.80	142	2039590	50.75	ng/uL	100
39) Hexachlorocyclopentadiene	5.97	237	429041	62.19	ng/uL	99
40) 2,4,6-Trichlorophenol	6.10	196	543702	49.55	ng/uLm	99
41) 2,4,5-Trichlorophenol	6.16	196	639205	55.43	ng/uL	99
43) Biphenyl	6.32	154	2115692	49.79	ng/uL	98
44) 2-Chloronaphthalene	6.31	162	1634420	43.45	ng/uLm	97
45) Dimethylphthalate	6.88	163	1974971	52.09	ng/uL	99
46) Acenaphthylene	6.91	152	3071871	53.18	ng/uL	99
47) 2,6-Dinitrotoluene	6.96	165	548359	52.50	ng/uL	99
48) 2-Nitroaniline	6.53	65	601484	50.43	ng/uL	93

(#) = qualifier out of range (m) = manual integration
 SV139781.D SV1NH.M Tue Jul 18 15:01:41 2006

Data File : Q:\SVOA\MS1_MD\MD0706\MD071806\SV139781.D Vial: 2
 Acq On : 18 Jul 106 10:16 am Operator: VSC
 Sample : BPG0148-CCV1 Inst : SVOA-MS1
 Misc : Multiplr: 1.00
 Quant Time: Jul 18 10:47 19106

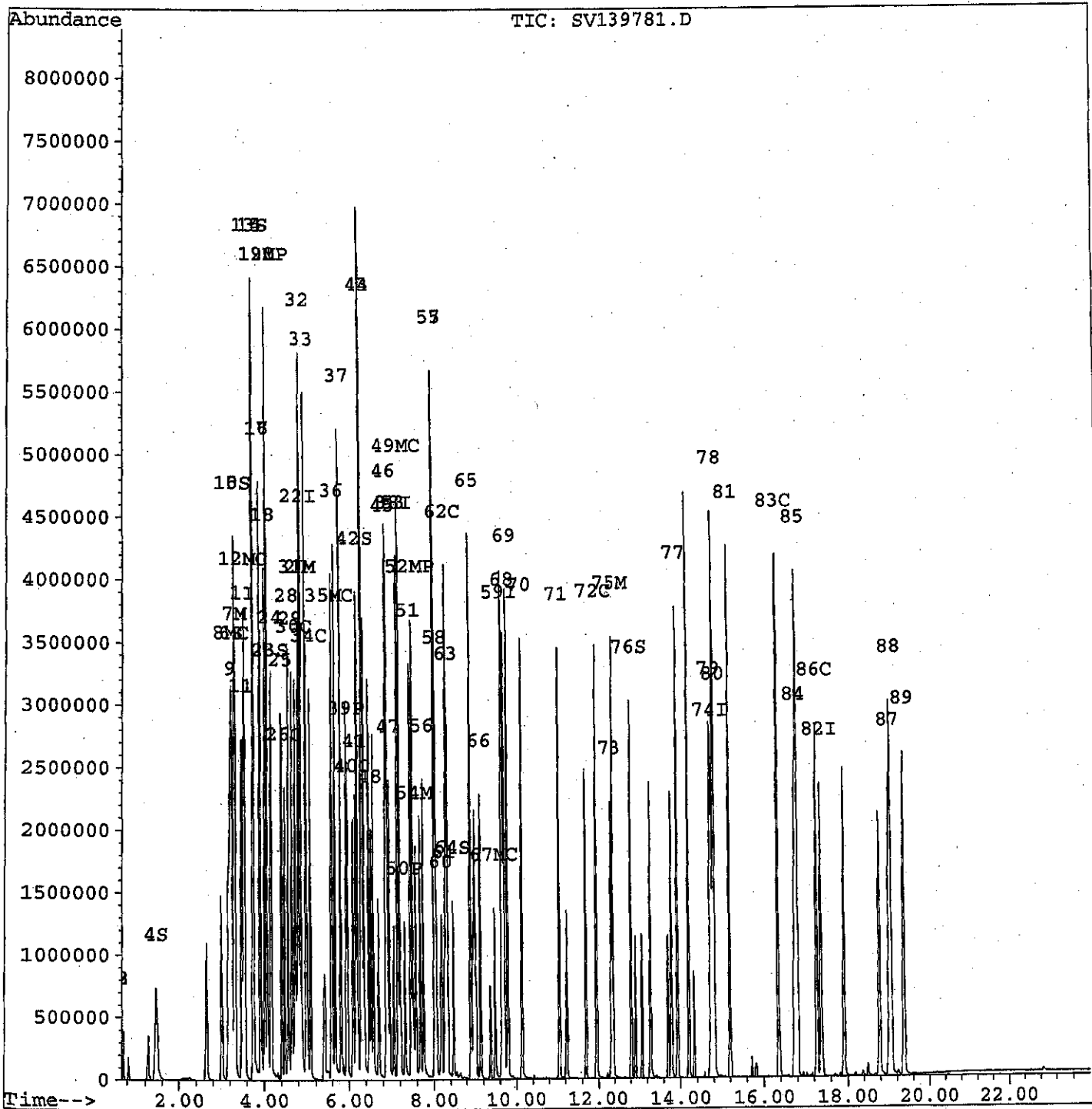
Method : C:\HPCHEM\1\METHODS\SV1NH.M
 Title : ELEMENT ID: 0607014(SOIL) 0607015(AQUEOUS)
 Last Update : Tue Jul 18 15:00:25 2006
 Response via : Multiple Level Calibration

Compound	R.T.	QIon	Response	Conc	Unit	Qvalue
49) Acenaphthene	7.21	153	1799334	53.41	ng/uL	99
50) 2,4-Dinitrophenol	7.32	184	360016	53.64	ng/uL	92
51) Dibenzofuran	7.46	168	2497084	52.66	ng/uL	97
52) 4-Nitrophenol	7.51	65	368404	51.32	ng/uL	95
53) 3-Nitroaniline	7.16	65	686477	53.25	ng/uL	95
54) 2,4-Dinitrotoluene	7.58	165	710932	53.42	ng/uL	90
55) Fluorene	8.03	166	1910592	53.06	ng/uL	100
56) 2,3,4,6-Tetrachlorophenol	7.76	232	457341	54.18	ng/ul	99
57) Diethylphthalate	8.04	149	1992143	51.98	ng/uL	98
58) 4-Chloro-phenyl-phenyl eth	8.07	204	854268	54.20	ng/uL	96
60) 4-Nitroaniline	8.19	138	756304	55.09	ng/uLm	1
61) 4,6-Dinitro-2-Methylphenol	8.27	198	452885	54.67	ng/uLm	97
62) N-nitrosodiphenylamine	8.31	169	1670814	53.90	ng/uLm	99
63) Azobenzene	8.33	77	2551702	54.58	ng/ulm	99
65) 4-Bromophenyl-phenylether	8.91	248	449011	53.58	ng/uLm	91
66) Hexachlorobenzene	9.13	284	501913	52.20	ng/uLm	98
67) Pentachlorophenol	9.48	266	293210	48.85	ng/uLm	98
68) Phenanthrene	9.72	178	2573916	52.45	ng/uLm	100
69) Anthracene	9.80	178	2619163	52.86	ng/uLm	100
70) Carbazole	10.15	167	2731449	53.50	ng/uLm	99
71) Di-n-butylphthalate	11.06	149	3946972	54.20	ng/uLm	100
72) Fluoranthene	11.96	202	2588852	54.52	ng/uLm	93
73) Benzidine	12.31	184	1513925	67.08	ng/ulm	94
75) Pyrene	12.36	202	2700446	49.66	ng/uL	93
77) Butylbenzylphthalate	13.94	149	1752857	51.85	ng/uL	98
78) 3,3'-Dichlorobenzidine	14.82	252	837234	50.94	ng/uL	98
79) Benzo(a)anthracene	14.74	228	2411555	50.81	ng/uLm	96
80) Chrysene	14.84	228	2059473	50.81	ng/uL	99
81) bis(2-Ethylhexyl)phthalate	15.20	149	2337086	52.72	ng/uL	98
83) Di-n-octylphthalate	16.35	149	4148135	50.61	ng/uLm	73
84) Benzo(b)fluoranthene	16.76	252	3112231	58.08	ng/uLm	97
85) Benzo(k)fluoranthene	16.82	252	1329602	37.98	ng/uL	90
86) Benzo(a)pyrene	17.28	252	2208665	52.85	ng/uL	96
87) Indeno(1,2,3-Cd)Pyrene	19.03	276	2425056	59.92	ng/uL	99
88) Dibenzo(a,h)Anthracene	19.07	278	1971947	58.08	ng/uL	100
89) Benzo(g,h,i)perylene	19.39	276	2071131	61.39	ng/uL	98

Quantitation report

Data File : Q:\SVOA\MS1_MD\MD0706\MD071806\SV139781.D Vial: 2
Acq On : 18 Jul 106 10:16 am Operator: VSC
Sample : BPG0148-CCV1 Inst : SVOA-MS1
Misc : Multiplr: 1.00
Quant Time: Jul 18 10:47 19106

Method : C:\HPCHEM\1\METHODS\SV1NH.M
Title : ELEMENT ID: 0607014(SOIL) 0607015(AQUEOUS)
Last Update : Tue Jul 18 15:00:25 2006
Response via : Multiple Level Calibration



Data File : Q:\SVOA\MS1_MD\MD0706\MD071806\SV139781.D Vial: 2
 Acq On : 18 Jul 106 10:16 am Operator: VSC
 Sample : BPG0148-CCV1 Inst : SVOA-MS1
 Misc : Multiplr: 1.00

Method : C:\HPCHEM\1\METHODS\SV1NH.M
 Title : ELEMENT ID: 0607014(SOIL) 0607015(AQUEOUS)
 Last Update : Tue Jul 18 15:00:25 2006
 Response via : Multiple Level Calibration

Min. RRF : 0.000 Min. Rel. Area : 50% Max. R.T. Dev 0.50min
 Max. RRF Dev : 30% Max. Rel. Area : 200%

	Compound	AvgRF	CCRF	%Dev	Area%	Dev(min)
1 I	1,4-Dichlorobenzene-d4	1.000	1.000	0.0	136	-0.04
2	N-Nitrosodimethylamine	0.070	0.070	0.5	147	-0.01
3	Pyridine	0.124	0.120	3.1	138	-0.01
4 S	2-Fluorophenol (SURR)	1.480	1.414	4.5	130	-0.05
5	bis(2-Chloroethyl)ether	1.532	1.636	-6.7	139	-0.03
6 S	Phenol-d5 (SURR)	1.848	2.045	-10.6	145	-0.03
7 M	2-Chlorophenol	1.436	1.488	-3.6	138	-0.03
8 MC	Phenol	2.292	2.565	-11.9	154	-0.03
9	Aniline	2.327	2.515	-8.1	145	-0.03
10 S	2-Chlorophenol-d4 (SURR)	1.425	1.512	-6.2	140	-0.03
11	1,3-Dichlorobenzene	1.539	1.598	-3.8	143	-0.03
12 MC	1,4-Dichlorobenzene	1.560	1.609	-3.1	138	-0.03
13 S	1,2 Dichlorobenzene-d4 (SURR)	0.836	0.883	-5.6	139	-0.03
14	1,2-Dichlorobenzene	1.364	1.400	-2.6	138	-0.03
15	Benzyl Alcohol	1.024	1.006	1.7	130	-0.03
16	bis(2-chloroisopropyl)Ether	1.784	1.904	-6.8	141	-0.03
17	2-Methylphenol	1.321	1.434	-8.5	144	-0.03
18	Acetophenone	1.814	1.881	-3.7	139	-0.03
19 MP	N-Nitroso-Di-n-Propylamine	0.935	0.928	0.7	136	-0.03
20	Hexachloroethane	0.590	0.581	1.5	135	-0.03
21	3+4-Methylphenol	1.346	1.437	-6.8	137	-0.03
22 I	Naphthalene-d8	1.000	1.000	0.0	134	-0.03
23 S	Nitrobenzene-d5 (SURR)	0.385	0.410	-6.3	142	-0.03
24	Nitrobenzene	0.375	0.379	-1.0	134	-0.03
25	Isophorone	0.756	0.784	-3.7	143	-0.03
26 C	2-Nitrophenol	0.239	0.264	-10.7	146	-0.03
27	Benzoic Acid	0.298	0.341	-14.4	146	-0.02
28	2,4-Dimethylphenol	0.345	0.383	-11.1	155	-0.03
29	bis(2-Chloroethoxy)methane	0.505	0.539	-6.8	150	-0.03
30 C	2,4-Dichlorophenol	0.288	0.304	-5.8	142	-0.04
31 M	1,2,4-Trichlorobenzene	0.283	0.288	-1.9	139	-0.03
32	Naphthalene	0.966	1.003	-3.9	140	-0.03
33	4-Chloroaniline	0.429	0.456	-6.3	137	-0.04
34 C	Hexachlorobutadiene	0.124	0.131	-5.8	139	-0.04
35 MC	4-Chloro-3-Methylphenol	0.311	0.342	-9.6	138	-0.04
36	2-Methylnaphthalene	0.653	0.688	-5.4	143	-0.04
37	1-Methylnaphthalene	0.651	0.661	-1.5	137	-0.04
38 I	Acenaphthene-d10	1.000	1.000	0.0	139	-0.05
39 P	Hexachlorocyclopentadiene	0.239	0.297	-24.4	196	-0.04
40 C	2,4,6-Trichlorophenol	0.380	0.377	0.9	136	-0.04
41	2,4,5-Trichlorophenol	0.400	0.443	-10.9	146	-0.04
42 S	2-Fluorobiphenyl (SURR)	1.243	1.307	-5.2	137	-0.04
43	Biphenyl	1.472	1.466	0.4	139	-0.04
44	2-Chloronaphthalene	1.303	1.133	13.1	120	-0.04
45	Dimethylphthalate	1.314	1.369	-4.2	140	-0.05
46	Acenaphthylene	2.001	2.129	-6.4	142	-0.05
47	2,6-Dinitrotoluene	0.362	0.380	-5.0	141	-0.04
48	2-Nitroaniline	0.413	0.417	-0.9	144	-0.05
49 MC	Acenaphthene	1.167	1.247	-6.8	140	-0.04
50 P	2,4-Dinitrophenol	0.199	0.249	-25.1	158	-0.05
51	Dibenzofuran	1.643	1.730	-5.3	141	-0.05
52 MP	4-Nitrophenol	0.249	0.255	-2.6	132	-0.05
53	3-Nitroaniline	0.447	0.476	-6.5	148	-0.05

(#) = Out of Range
 SV139781.D SV1NH.M

Tue Jul 18 15:02:08 2006

Evaluate Continuing Calibration Report

Data File : Q:\SVOA\MS1_MD\MD0706\MD071806\SV139781.D Vial: 2
 Acq On : 18 Jul 106 10:16 am Operator: VSC
 Sample : BPG0148-CCV1 Inst : SVOA-MS1
 Misc : Multiplr: 1.00

Method : C:\HPCHEM\1\METHODS\SV1NH.M
 Title : ELEMENT ID: 0607014(SOIL) 0607015(AQUEOUS)
 Last Update : Tue Jul 18 15:00:25 2006
 Response via : Multiple Level Calibration

Min. RRF : 0.000 Min. Rel. Area : 50% Max. R.T. Dev 0.50min
 Max. RRF Dev : 30% Max. Rel. Area : 200%

Compound	AvgRF	CCRF	%Dev	Area	% Dev(min)
54 M	2,4-Dinitrotoluene	0.461	0.493	-6.8	142 -0.05
55	Fluorene	1.248	1.324	-6.1	137 -0.05
56	2,3,4,6-Tetrachlorophenol	0.292	0.317	-8.4	144 -0.05
57	Diethylphthalate	1.328	1.380	-4.0	137 -0.05
58	4-Chloro-phenyl-phenyl ethe	0.546	0.592	-8.4	138 -0.05
59 I	Phenanthrene-d10	1.000	1.000	0.0	132 -0.06
60	4-Nitroaniline	0.351	0.386	-10.2	147 -0.05
61	4,6-Dinitro-2-Methylphenol	0.195	0.231	-18.4	150 -0.05
62 C	N-nitrosodiphenylamine	0.792	0.853	-7.8	138 -0.05
63	Azobenzene	1.194	1.303	-9.2	144 -0.06
64 S	2,4,6-Tribromophenol (SURRE)	0.122	0.125	-2.6	139 -0.05
65	4-Bromophenyl-phenylether	0.214	0.229	-7.2	144 -0.05
66	Hexachlorobenzene	0.245	0.256	-4.4	144 -0.05
67 MC	Pentachlorophenol	0.145	0.150	-3.6	140 -0.06
68	Phenanthrene	1.253	1.314	-4.9	138 -0.05
69	Anthracene	1.265	1.338	-5.7	137 -0.05
70	Carbazole	1.304	1.395	-7.0	138 -0.05
71	Di-n-butylphthalate	1.859	2.016	-8.4	142 -0.05
72 C	Fluoranthene	1.213	1.322	-9.0	147 -0.05
73	Benzidine	0.576	0.773	-34.2#	192 -0.06
74 I	Chrysene-d12	1.000	1.000	0.0	144 -0.06
75 M	Pyrene	1.652	1.641	0.7	140 -0.06
76 S	Terphenyl-d14 (SURRE)	0.989	1.000	-1.1	142 -0.05
77	Butylbenzylphthalate	1.027	1.065	-3.7	144 -0.05
78	3,3'-Dichlorobenzidine	0.499	0.509	-1.9	141 -0.06
79	Benzo (a) anthracene	1.442	1.465	-1.6	147 -0.07
80	Chrysene	1.231	1.251	-1.6	144 -0.06
81	bis(2-Ethylhexyl)phthalate	1.347	1.420	-5.4	148 -0.04
82 I	Perylene-d12	1.000	1.000	0.0	152 -0.06
83 C	Di-n-octylphthalate	2.340	2.368	-1.2	151 -0.05
84	Benzo (b) fluoranthene	1.529	1.777	-16.2	180 -0.07
85	Benzo (k) fluoranthene	1.015	0.759	25.2	114 -0.06
86 C	Benzo (a) pyrene	1.193	1.261	-5.7	158 -0.07
87	Indeno (1,2,3-Cd) Pyrene	1.155	1.384	-19.8	170 -0.07
88	Dibenzo (a,h) Anthracene	0.969	1.126	-16.2	169 -0.07
89	Benzo (g,h,i) perylene	0.963	1.182	-22.8	174 -0.06

ESS LABORATORY GCMS1 RUN LOG

⊗ vs 7/18/06
6 errors

COLUMN DB5MS

BATCH DATE	VIAL #	FILE #	LAB ID	METHOD	COMMENTS / DILUTION / STANDARD ID	ANALYST
7/17/06	1	SV135751	B06041 -TUMI	DPTDP	Pass B06041 (SOL)	ML
	1	SV1 52	B06041 -TUMI	DPTDP	Pass	
	1	SV1 53	B06041 -TUMI	DPTDP	6613032 B060152 ^{AR}	
	2	SV1 54	B06041 -CCU1	WINH	6610021	
	2	SV1 55	B06041 -CCU1		6610021	
	3	SV1 56	B661338-B011	✓	6610022	
	4	SV1 57	-B01	✓		
	5	SV1 58	-B01	✓		
	6	SV1 59	06070512	✓		
	7	SV1 60	B661329-B01	✓ ⊗	0607120-06 ✓	
	8	SV1 61	B01	✓ ⊗	AR vs B661329-B01	
	9	SV1 62	B01	✓ ⊗	B661329-B01 ✓	
	10	SV1 63	0607120-01	✓ ⊗	B661329-B01 ✓	
	11	SV1 64	B01	✓ ⊗	0607120-01 ✓	
	12	SV1 65	B01	✓ ⊗	0607120-01ms AR ✓	
	13	SV1 66	-02	✓		
	14	SV1 67	-03	✓		
	15	SV1 68	-04	✓		
	16	SV1 69	-05	✓		
	17	SV1 70	0607185-05	✓		
	18	SV1 71	0607185-01	✓		
	19	SV1 72	0607185-05	✓		
	20	SV1 73	-01	X	Not needed	
	21	SV1 74	0607169-07	✓	X10	
	22	SV1 75	-05	✓	X10	
	23	SV1 76	-06	✓	X1	
	24	SV1 77	-07		X1 post Time Time	
	25	SV1 78	-08	✓	X1 AR	
7/17/06	26	SV1 79	-09	WINH	X5 M	ML
7/18/06	1	SV1 80	B06041	DPTDP	6613032	RSC

ESS LABORATORY GCMS1 RUN LOG

COLUMN DB5MS

BATCH DATE	VIAL #	FILE #	LAB ID	METHOD	COMMENTS / DILUTION / STANDARD ID	ANALYST
7/18/06	2	SV1	81 0607134-02 ✓	SVINH	6610021	VSC
	3	SV1	82 0607134-02 ✓		6610022	
	4	SV1	83 0607134-03 ✓			
	5	SV1	84 0607134-05 ✓			
	6	SV1	85 0607134-06 ✓			
	7	SV1	86 0607134-07 ✓			
	8	SV1	87 0607173-18 ✓			
	9	SV1	88 0607173-16 ✓			
	10	SV1	89 0607204-MS1 ✓			
	11	SV1	90 0607204-MS2 ✓			
7/18/06	12	SV1	91 0607173-17 ✓	SVINH	RR Bad SNT.	VSC
7/18/06	1	SV1	92 060163-Tun ✓	PFTPP	6613052 060177	VSC
	2	SV1	93 060163-CLV ✓	SVINH	6610021	
	3	SV1	94 0601820-BK1 ✓		6610022	
	4	SV1	95 0601820-BS1 X		RR Bad SNT.	
	5	SV1	96 0601820-BS2 ✓			
	6	SV1	97 0607208-01 ✓			
	7	SV1	98 0601822-MS1 ✓			
	8	SV1	39799 0601822-MS2 ✓			
	9	SV1	39800 0607208-02 ✓			
	10	SV1	01 0607208-03 ✓			
	11	SV1	02 0607120-01MS ✓			
	12	SV1	03 0607164-07 ✓		2x POWER	
	13	SV1	04 0607164-08 ✓		2x Fuel cell	
	14	SV1	05 0607164-09 ✓		5x did not run	
	15	SV1	06 0601512-PK1 ✓			
	16	SV1	07 0601512-BS1 ✓			
	17	SV1	08 0601512-BS2 ✓			
	18	SV1	09 0607173-01 ✓			
7/18/06	19	SV1	10 0601512-MS1 ✓	SVINH		VSC

ANALYSIS SEQUENCE

BPG0193

Instrument: SVOA-MS1

Calibration ID: UNASSIGNED *SVINK*

Lab Number	Analysis	Container	Order	Position	STD ID	ISTD ID	Client
BPG0193-TUN1	QC		1		6G13052		
BPG0193-CCV1	QC		2		6G10021	6G01034	
0607164-21	SVOC: 8270/3541 ppb PAH	A	3			6G01034	MACTEC Engineering & Consulting, In
0607164-22	SVOC: 8270/3541 ppb PAH	A	4			6G01034	MACTEC Engineering & Consulting, In
0607164-23	SVOC: 8270/3541 ppb PAH	A	5			6G01034	MACTEC Engineering & Consulting, In
0607164-24	SVOC: 8270/3541 ppb PAH	A	6			6G01034	MACTEC Engineering & Consulting, In
0607173-02	SVOC: 8270/3541 ppb PAH	A	7			6G01034	MACTEC Engineering & Consulting, In
0607173-17	SVOC: 8270/3541 ppb PAH	A	8			6G01034	MACTEC Engineering & Consulting, In

Samples Loaded By

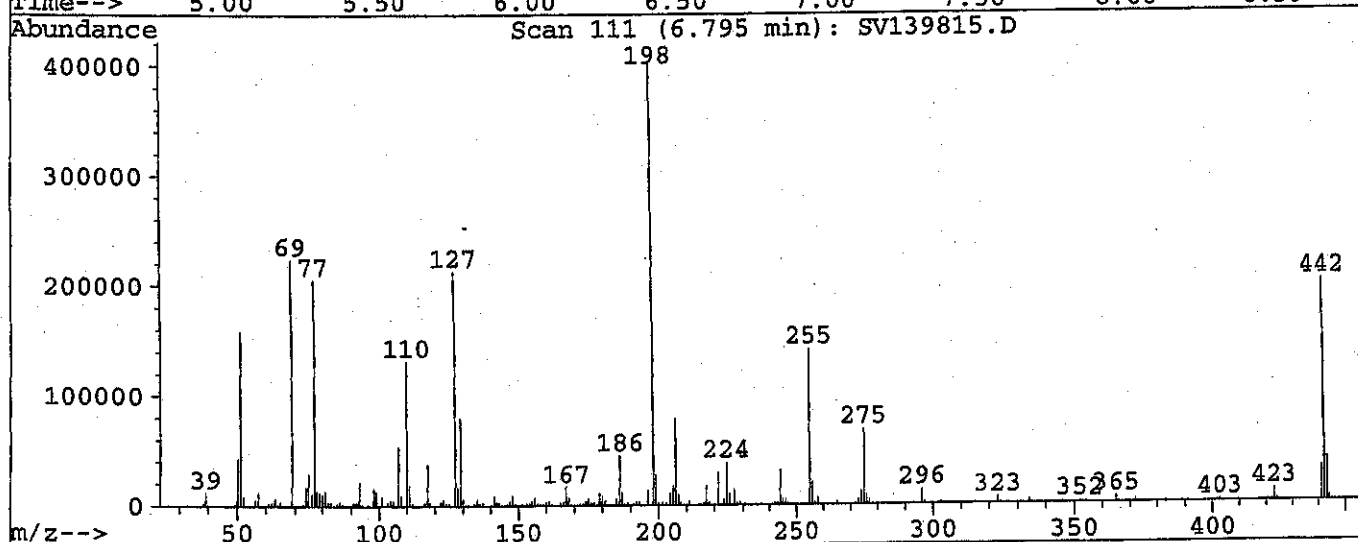
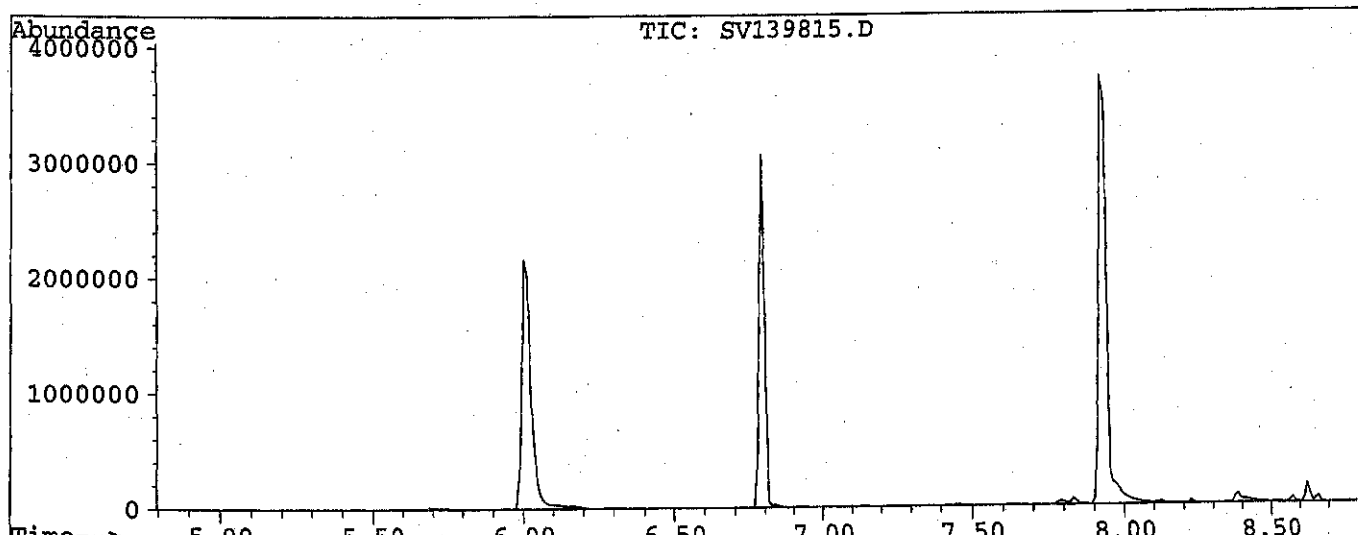
Date

Data Processed By

Date

Data File : Q:\SVOA\MS1_MD\MD0706\MD071906\SV139815.D Vial: 1
 Acq On : 19 Jul 106 5:06 pm Operator: VSC
 Sample : BPG0192-TUN1 Inst : SVOA-MS1
 Misc : Multiplr: 1.00

Method : C:\HPCHEM\1\METHODS\DFTPP.M
 Title : daily instrument eval mix



Peak Apex is scan: 111

Target Mass	Rel. to Mass	Lower Limit%	Upper Limit%	Rel. Abn%	Raw Abn	Result Pass/Fail
51	198	30	60	39.4	158080	PASS
68	69	0	2	0.0	0	PASS
69	198	0	100	55.7	223680	PASS
70	69	0	2	0.0	0	PASS
127	198	40	60	53.0	213056	PASS
197	198	0	1	0.0	0	PASS
198	198	100	100	100.0	401664	PASS
199	198	5	9	6.8	27176	PASS
275	198	10	30	17.0	68376	PASS
365	198	1	100	1.4	5547	PASS
441	443	0	100	80.9	31752	PASS
442	198	40	110	50.0	200704	PASS
443	442	17	23	19.6	39264	PASS

Data File : Q:\SVOA\MS1_MD\MD0706\MD071906\SV139816.D Vial: 2
 Acq On : 19 Jul 106 5:54 pm Operator: VSC
 Sample : BPG0192-CCV1 Inst : SVOA-MS1
 Misc : Multiplr: 1.00
 Quant Time: Jul 20 8:39 19106

Method : C:\HPCHEM\1\METHODS\SV1NH.M
 Title : ELEMENT ID: 0607014(SOIL) 0607015(AQUEOUS)
 Last Update : Thu Jul 20 08:37:20 2006
 Response via : Multiple Level Calibration

Internal Standards	R.T.	QIon	Response	Conc	Units	Dev(Min)
1) 1,4-Dichlorobenzene-d4	3.46	152	475396	40.00	ng/uL	-0.02
22) Naphthalene-d8	4.79	136	1642551	40.00	ng/uL	-0.01
38) Acenaphthene-d10	7.07	164	739243	40.00	ng/uL	-0.02
59) Phenanthrene-d10	9.56	188	1038859	40.00	ng/uL	-0.03
74) Chrysene-d12	14.66	240	860445	40.00	ng/uL	-0.03
82) Perylene-d12	17.26	264	905957	40.00	ng/uL	-0.03

System Monitoring Compounds	R.T.	QIon	Response	Conc	Units	%Recovery
4) 2-Fluorophenol (SURR)	1.35	112	609606	34.65	ng/uL	23.10%
6) Phenol-d5 (SURR)	3.16	99	1211226	55.14	ng/uL	36.76%
10) 2-Chlorophenol-d4 (SURR)	3.24	132	895037	52.86	ng/uL	35.24%
13) 1,2 Dichlorobenzene-d4 (SUR)	3.68	152	523480	52.71	ng/uL	52.71%
23) Nitrobenzene-d5 (SURR)	4.09	82	814989	51.51	ng/uL	51.51%
42) 2-Fluorobiphenyl (SURR)	6.12	172	1252102	54.50	ng/uL	54.50%
64) 2,4,6-Tribromophenol (SURR)	8.39	330	156848	49.48	ng/uL	32.98%
76) Terphenyl-d14 (SURR)	12.71	244	1060365	49.85	ng/uL	49.85%

Target Compounds	R.T.	QIon	Response	Conc	Units	Qvalue
2) N-Nitrosodimethylamine	0.69	74	40443	48.41	ng/uL	89
3) Pyridine	0.69	79	64907	44.07	ng/uL	92
5) bis(2-Chloroethyl) ether	3.23	93	978152	53.71	ng/uL	97
7) 2-Chlorophenol	3.26	128	897452	52.58	ng/uL	96
8) Phenol	3.18	94	1508621	55.38	ng/uL	75
9) Aniline	3.13	93	1474127	53.31	ng/uL	89
11) 1,3-Dichlorobenzene	3.42	146	944435	51.64	ng/uL	99
12) 1,4-Dichlorobenzene	3.48	146	973333	52.49	ng/uL	99
14) 1,2-Dichlorobenzene	3.69	146	863335	53.26	ng/uL	99
15) Benzyl Alcohol	3.68	79	628524	51.66	ng/uL	95
16) bis(2-chloroisopropyl) Ethe	3.85	45	1160189	54.73	ng/uL	97
17) 2-Methylphenol	3.84	108	825357	52.56	ng/uL	98
18) Acetophenone	3.95	105	1143116	53.02	ng/uL	89
19) N-Nitroso-Di-n-Propylamine	4.00	70	559663	50.39	ng/uL	96
20) Hexachloroethane	4.01	117	353482	50.42	ng/uL	85
21) 3+4-Methylphenol	4.01	108	871081	54.47	ng/uL	98
24) Nitrobenzene	4.11	77	829021	53.77	ng/uL	96
25) Isophorone	4.34	82	1593776	51.35	ng/uL	99
26) 2-Nitrophenol	4.43	139	522661	53.32	ng/uL	92
27) Benzoic Acid	4.73	105	682071	51.25	ng/uL	98
28) 2,4-Dimethylphenol	4.51	107	785207	55.40	ng/uL	98
29) bis(2-Chloroethoxy)methane	4.60	93	1121834	54.11	ng/uL	99
30) 2,4-Dichlorophenol	4.68	162	615605	52.11	ng/uL	96
31) 1,2,4-Trichlorobenzene	4.75	180	598382	51.53	ng/uL	99
32) Naphthalene	4.81	128	2135375	53.85	ng/uL	100
33) 4-Chloroaniline	4.91	127	993719	56.42	ng/uL	100
34) Hexachlorobutadiene	5.02	225	268126	52.65	ng/uL	99
35) 4-Chloro-3-Methylphenol	5.50	107	693867	54.25	ng/uL	99
36) 2-Methylnaphthalene	5.60	142	1397524	52.13	ng/uL	99
37) 1-Methylnaphthalene	5.73	142	1385828	51.82	ng/uL	99
39) Hexachlorocyclopentadiene	5.90	237	272901	61.78	ng/uL	98
40) 2,4,6-Trichlorophenol	6.02	196	358580	51.03	ng/uL	98
41) 2,4,5-Trichlorophenol	6.07	196	424715	57.52	ng/uL	97
43) Biphenyl	6.24	154	1431554	52.62	ng/uL	99
44) 2-Chloronaphthalene	6.23	162	1274769	52.93	ng/uLm	98
45) Dimethylphthalate	6.80	163	1330609	54.81	ng/uL	99
46) Acenaphthylene	6.83	152	2033808	54.99	ng/uL	99
47) 2,6-Dinitrotoluene	6.87	165	366821	54.85	ng/uL	93
48) 2-Nitroaniline	6.45	65	404919	53.02	ng/uL	86

(#) = qualifier out of range (m) = manual integration
 SV139816.D SV1NH.M Thu Jul 20 08:39:43 2006

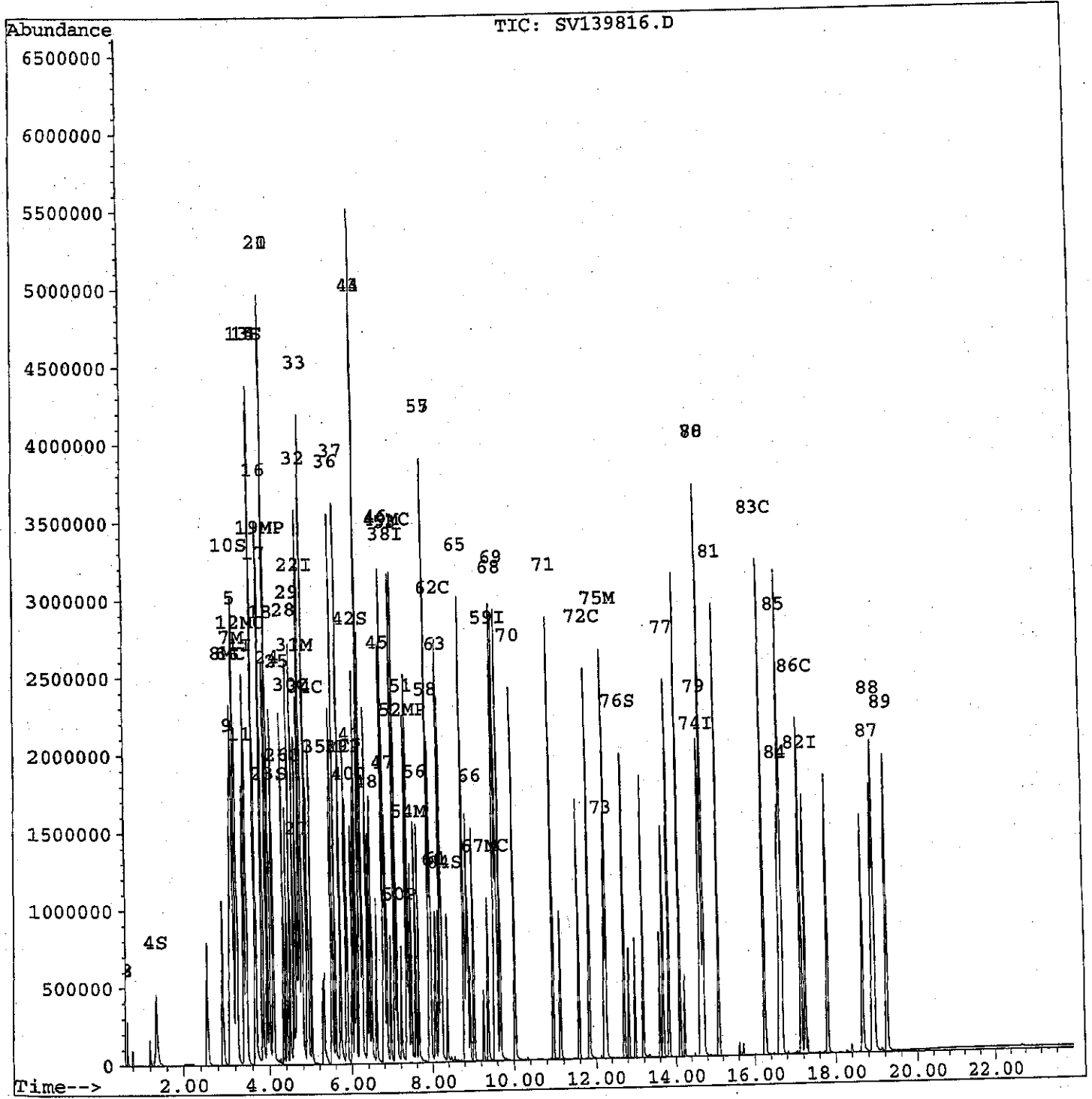
Data File : Q:\SVOA\MS1_MD\MD0706\MD071906\SV139816.D Vial: 2
 Acq On : 19 Jul 106 5:54 pm Operator: VSC
 Sample : BPG0192-CCV1 Inst : SVOA-MS1
 Misc : Multiplr: 1.00
 Quant Time: Jul 20 8:39 19106

Method : C:\HPCHEM\1\METHODS\SV1NH.M
 Title : ELEMENT ID: 0607014(SOIL) 0607015(AQUEOUS)
 Last Update : Thu Jul 20 08:37:20 2006
 Response via : Multiple Level Calibration

Compound	R.T.	QIon	Response	Conc	Unit	Qvalue
49) Acenaphthene	7.12	153	1201678	55.71	ng/uL	99
50) 2,4-Dinitrophenol	7.24	184	221554	51.76	ng/uL	98
51) Dibenzofuran	7.38	168	1647667	54.27	ng/uL	95
52) 4-Nitrophenol	7.41	65	249580	54.30	ng/uL	99
53) 3-Nitroaniline	7.08	65	455994	55.24	ng/uL	95
54) 2,4-Dinitrotoluene	7.49	165	453578	53.23	ng/uL	86
55) Fluorene	7.93	166	1285809	55.77	ng/uL	99
56) 2,3,4,6-Tetrachlorophenol	7.67	232	293944	54.38	ng/uL	98
57) Diethylphthalate	7.94	149	1386614	56.51	ng/uL	98
58) 4-Chloro-phenyl-phenyl eth	7.98	204	565881	56.07	ng/uL	94
60) 4-Nitroaniline	8.10	138	477793	52.48	ng/uL	93
61) 4,6-Dinitro-2-Methylphenol	8.17	198	277898	50.68	ng/uL	86
62) N-nitrosodiphenylamine	8.22	169	1101757	53.59	ng/uL	100
63) Azobenzene	8.25	77	1677152	54.09	ng/uL	96
65) 4-Bromophenyl-phenylether	8.81	248	287431	51.72	ng/uL	96
66) Hexachlorobenzene	9.04	284	320061	50.20	ng/uL	98
67) Pentachlorophenol	9.38	266	201316	50.40	ng/uL	99
68) Phenanthrene	9.61	178	1670316	51.32	ng/uL	100
69) Anthracene	9.69	178	1735236	52.80	ng/uL	100
70) Carbazole	10.05	167	1760616	52.00	ng/uL	99
71) Di-n-butylphthalate	10.97	149	2581719	53.46	ng/uL	100
72) Fluoranthene	11.85	202	1671761	53.09	ng/uL	90
73) Benzidine	12.22	184	921150	61.55	ng/uL	100
75) Pyrene	12.26	202	1792470	50.44	ng/uL	93
77) Butylbenzylphthalate	13.84	149	1153421	52.21	ng/uL	93
78) 3,3'-Dichlorobenzidine	14.71	252	544233	50.68	ng/uL	98
79) Benzo(a)anthracene	14.63	228	1559445	50.28	ng/uL	100
80) Chrysene	14.72	228	1357644	51.25	ng/uL	99
81) bis(2-Ethylhexyl)phthalate	15.10	149	1549573	53.50	ng/uL	97
83) Di-n-octylphthalate	16.25	149	2762187	52.12	ng/uL	100
84) Benzo(b)fluoranthene	16.64	252	1754072	50.64	ng/uLm	92
85) Benzo(k)fluoranthene	16.68	252	1132997	54.20	ng/uL	99
86) Benzo(a)pyrene	17.17	252	1400101	51.83	ng/uL	97
87) Indeno(1,2,3-Cd)Pyrene	18.91	276	1548785	59.20	ng/uL	98
88) Dibenzo(a,h)Anthracene	18.96	278	1278358	58.24	ng/uL	96
89) Benzo(g,h,i)perylene	19.27	276	1317339	60.40	ng/uL	91

Data File : Q:\SVOA\MS1_MD\MD0706\MD071906\SV139816.D Vial: 2
Acq On : 19 Jul 106 5:54 pm Operator: VSC
Sample : BPG0192-CCV1 Inst : SVOA-MS1
Misc : Multiplr: 1.00
Quant Time: Jul 20 8:39 19106

Method : C:\HPCHEM\1\METHODS\SV1NH.M
Title : ELEMENT ID: 0607014(SOIL) 0607015(AQUEOUS)
Last Update : Thu Jul 20 08:37:20 2006
Response via : Multiple Level Calibration



Data File : Q:\SVOA\MS1_MD\MD0706\MD071906\SV139816.D Vial: 2
 Acq On : 19 Jul 106 5:54 pm Operator: VSC
 Sample : BPG0192-CCV1 Inst : SVOA-MS1
 Misc : Multiplr: 1.00

Method : C:\HPCHEM\1\METHODS\SV1NH.M
 Title : ELEMENT ID: 0607014(SOIL) 0607015(AQUEOUS)
 Last Update : Thu Jul 20 08:37:20 2006
 Response via : Multiple Level Calibration

Min. RRF : 0.000 Min. Rel. Area : 50% Max. R.T. Dev 0.50min
 Max. RRF Dev : 30% Max. Rel. Area : 200%

Compound	AvgRF	CCRF	%Dev	Area%	Dev(min)
1 I 1,4-Dichlorobenzene-d4	1.000	1.000	0.0	93	-0.02
2 N-Nitrosodimethylamine	0.070	0.068	3.2	97	-0.01
3 Pyridine	0.124	0.109	11.9	86	-0.01
4 S 2-Fluorophenol (SURR)	1.480	1.026	30.7#	64	-0.03
5 bis(2-Chloroethyl)ether	1.532	1.646	-7.4	95	-0.02
6 S Phenol-d5 (SURR)	1.848	2.038	-10.3	98	-0.02
7 M 2-Chlorophenol	1.436	1.510	-5.2	95	-0.02
8 MC Phenol	2.292	2.539	-10.8	104	-0.02
9 Aniline	2.327	2.481	-6.6	98	-0.03
10 S 2-Chlorophenol-d4 (SURR)	1.425	1.506	-5.7	95	-0.02
11 1,3-Dichlorobenzene	1.539	1.589	-3.3	97	-0.01
12 MC 1,4-Dichlorobenzene	1.560	1.638	-5.0	96	-0.02
13 S 1,2 Dichlorobenzene-d4 (SURR)	0.836	0.881	-5.4	95	-0.01
14 1,2-Dichlorobenzene	1.364	1.453	-6.5	98	-0.02
15 Benzyl Alcohol	1.024	1.058	-3.3	93	-0.02
16 bis(2-chloroisopropyl)Ether	1.784	1.952	-9.5	98	-0.02
17 2-Methylphenol	1.321	1.389	-5.1	95	-0.02
18 Acetophenone	1.814	1.924	-6.0	97	-0.02
19 MP N-Nitroso-Di-n-Propylamine	0.935	0.942	-0.8	94	-0.01
20 Hexachloroethane	0.590	0.595	-0.8	94	-0.01
21 3+4-Methylphenol	1.346	1.466	-8.9	95	-0.01
22 I Naphthalene-d8	1.000	1.000	0.0	89	-0.01
23 S Nitrobenzene-d5 (SURR)	0.385	0.397	-3.0	92	-0.02
24 Nitrobenzene	0.375	0.404	-7.5	95	-0.02
25 Isophorone	0.756	0.776	-2.7	95	-0.02
26 C 2-Nitrophenol	0.239	0.255	-6.6	94	0.00
27 Benzoic Acid	0.298	0.332	-11.6	95	-0.01
28 2,4-Dimethylphenol	0.345	0.382	-10.8	103	-0.02
29 bis(2-Chloroethoxy)methane	0.505	0.546	-8.2	101	-0.02
30 C 2,4-Dichlorophenol	0.288	0.300	-4.2	93	-0.01
31 M 1,2,4-Trichlorobenzene	0.283	0.291	-3.1	94	-0.01
32 Naphthalene	0.966	1.040	-7.7	96	-0.01
33 4-Chloroaniline	0.429	0.484	-12.8	97	-0.01
34 C Hexachlorobutadiene	0.124	0.131	-5.3	92	-0.02
35 MC 4-Chloro-3-Methylphenol	0.311	0.338	-8.5	91	-0.03
36 2-Methylnaphthalene	0.653	0.681	-4.3	94	-0.01
37 1-Methylnaphthalene	0.651	0.675	-3.6	93	-0.02
38 I Acenaphthene-d10	1.000	1.000	0.0	89	-0.02
39 P Hexachlorocyclopentadiene	0.239	0.295	-23.6	125	-0.02
40 C 2,4,6-Trichlorophenol	0.380	0.388	-2.1	90	-0.02
41 2,4,5-Trichlorophenol	0.400	0.460	-15.0	97	-0.03
42 S 2-Fluorobiphenyl (SURR)	1.243	1.355	-9.0	91	-0.01
43 Biphenyl	1.472	1.549	-5.2	94	-0.02
44 2-Chloronaphthalene	1.303	1.380	-5.9	93	-0.02
45 Dimethylphthalate	1.314	1.440	-9.6	94	-0.01
46 Acenaphthylene	2.001	2.201	-10.0	94	-0.02
47 2,6-Dinitrotoluene	0.362	0.397	-9.7	94	-0.02
48 2-Nitroaniline	0.413	0.438	-6.0	97	-0.02
49 MC Acenaphthene	1.167	1.300	-11.4	93	-0.02
50 P 2,4-Dinitrophenol	0.199	0.240	-20.2	97	-0.02
51 Dibenzofuran	1.643	1.783	-8.5	93	-0.02
52 MP 4-Nitrophenol	0.249	0.270	-8.6	90	-0.03
53 3-Nitroaniline	0.447	0.493	-10.5	98	-0.02

(#) = Out of Range
 SV139816.D SV1NH.M

Thu Jul 20 08:40:17 2006

Data File : Q:\SVOA\MS1_MD\MD0706\MD071906\SV139816.D Vial: 2
 Acq On : 19 Jul 106 5:54 pm Operator: VSC
 Sample : BPG0192-CCV1 Inst : SVOA-MS1
 Misc : Multiplr: 1.00

Method : C:\HPCHEM\1\METHODS\SV1NH.M
 Title : ELEMENT ID: 0607014(SOIL) 0607015(AQUEOUS)
 Last Update : Thu Jul 20 08:37:20 2006
 Response via : Multiple Level Calibration

Min. RRF : 0.000 Min. Rel. Area : 50% Max. R.T. Dev 0.50min
 Max. RRF Dev : 30% Max. Rel. Area : 200%

Compound		AvgRF	CCRF	%Dev	Area%	Dev(min)
54	M 2,4-Dinitrotoluene	0.461	0.491	-6.5	91	-0.03
55	Fluorene	1.248	1.391	-11.5	92	-0.03
56	2,3,4,6-Tetrachlorophenol	0.292	0.318	-8.8	92	-0.02
57	Diethylphthalate	1.328	1.501	-13.0	95	-0.03
58	4-Chloro-phenyl-phenyl ethe	0.546	0.612	-12.1	92	-0.03
59	I Phenanthrene-d10	1.000	1.000	0.0	88	-0.03
60	4-Nitroaniline	0.351	0.368	-5.0	93	-0.02
61	4,6-Dinitro-2-Methylphenol	0.195	0.214	-9.6	92	-0.03
62	C N-nitrosodiphenylamine	0.792	0.848	-7.2	91	-0.02
63	Azobenzene	1.194	1.292	-8.2	95	-0.02
64	S 2,4,6-Tribromophenol (SURR)	0.122	0.121	1.0	89	-0.02
65	4-Bromophenyl-phenylether	0.214	0.221	-3.4	92	-0.03
66	Hexachlorobenzene	0.245	0.246	-0.4	92	-0.03
67	MC Pentachlorophenol	0.145	0.155	-7.2	96	-0.03
68	Phenanthrene	1.253	1.286	-2.6	89	-0.03
69	Anthracene	1.265	1.336	-5.6	91	-0.03
70	Carbazole	1.304	1.356	-4.0	89	-0.03
71	Di-n-butylphthalate	1.859	1.988	-6.9	93	-0.03
72	C Fluoranthene	1.213	1.287	-6.2	95	-0.03
73	Benzidine	0.576	0.709	-23.1	117	-0.03
74	I Chrysene-d12	1.000	1.000	0.0	94	-0.03
75	M Pyrene	1.652	1.667	-0.9	93	-0.04
76	S Terphenyl-d14 (SURR)	0.989	0.986	0.3	92	-0.03
77	Butylbenzylphthalate	1.027	1.072	-4.4	94	-0.03
78	3,3'-Dichlorobenzidine	0.499	0.506	-1.4	91	-0.03
79	Benzo(a)anthracene	1.442	1.450	-0.6	95	-0.03
80	Chrysene	1.231	1.262	-2.5	95	-0.02
81	bis(2-Ethylhexyl)phthalate	1.347	1.441	-7.0	98	-0.03
82	I Perylene-d12	1.000	1.000	0.0	98	-0.03
83	C Di-n-octylphthalate	2.340	2.439	-4.2	101	-0.02
84	Benzo(b)fluoranthene	1.529	1.549	-1.3	102	-0.04
85	Benzo(k)fluoranthene	1.015	1.000	1.4	97	-0.04
86	C Benzo(a)pyrene	1.193	1.236	-3.7	100	-0.04
87	Indeno(1,2,3-Cd)Pyrene	1.155	1.368	-18.4	109	-0.04
88	Dibenzo(a,h)Anthracene	0.969	1.129	-16.5	110	-0.03
89	Benzo(g,h,i)perylene	0.963	1.163	-20.8	111	-0.03

ESS LABORATORY GCMS1 RUN LOG

COLUMN DB5MS

BATCH DATE	VIAL #	FILE #	LAB ID	METHOD	COMMENTS / DILUTION / STANDARD ID	ANALYST
7/18/06	20	SV1 39811	B661512-MSD1	SVINH	did not run	MSC
7/18/06	21	SV1 12	0607164-21	SVINH		MSC
7/18/06	22	SV1 13	0607164-22	SVINH		MSC
7/19/06	1	SV1 03	B260172-Tm1	DF-TPP	6613052	MSC
	2	SV1 04	B260172-Cu1	SVINH	6610021	
	3	SV1 05	B661512-BLM1		6610022	
	4	SV1 06	B661512-BS1			
	5	SV1 07	B661512-BS21			
	6	SV1 08	B661820-BS1			
	7	SV1 09	0607164-07		2x	
	8	SV1 10	0607164-08		2x	
	9	SV1 11	0607164-09		3x	
	10	SV1 12	0607173-03			
	11	SV1 13	B661512-MS1			
	12	SV1 14	B661512-MSD1	SVINH		
	1	SV1 15	B260172-Tm1	DF-TPP	6613052 B260193-Tm1	
	2	SV1 16	B260172-Cu1	SVINH	6610021	
	3	SV1 17	B661719-BLM1		6610022	
	4	SV1 18	B661719-BS1			
	5	SV1 19	B661719-MSD1			
	6	SV1 20	0607162-01		Re-run with better	
	7	SV1 21	B661719-MS1		not needed?	
	8	SV1 22	0607162-02			
	9	SV1 23	-03			
	10	SV1 24	-04			
	11	SV1 25	0607162-05			
	12	SV1 26	B661717-BLM1			
	13	SV1 27	B661717-BS1			
	14	SV1 28	B661717-MSD1			
7/19/06	15	SV1 29	0607161-02	SVINH		MSC

ESS LABORATORY GCMS1 RUN LOG

COLUMN DB5MS

BATCH DATE	VIAL #	FILE #	LAB ID	METHOD	COMMENTS / DILUTION / STANDARD ID	ANALYST
7/19/06	16	SV1 39830	0607162-01	✓ SVINH	6610022	VSC
	17	SV1 31	0607173-17	✓		
	18	SV1 32	0607169-21	✓		
	19	SV1 33	0607169-21	✓		
	20	SV1 34	0607169-21	✓		
	21	SV1 35	0607173-02	✓		
7/19/06	02	SV1 36	0607169-21	✓ SVINH	6610022	VSC
7/20/06	1	SV1 37	Bp6-0216 - Turn	DFTPP	6613052	VSC
	2	SV1 38	Bp6-0216 - CCW	SVINH	6620055	
	3	SV1 39	0607162-01	✓	6617086	
	4	SV1 40	BG-61823 - BLS	✓		
	5	SV1 41	BG-61823 - BSI	✓		
	6	SV1 42	BG-61823 - BSI	✓		
	7	SV1 43	0607166-01	✓		
	8	SV1 44	0607166-02	✓		
	9	SV1 45	0607166-03	✓		
	10	SV1 46	0607173-01	✓		
	11	SV1 47	-09	✓		
	12	SV1 48	-04	✓	RR 5X	
	13	SV1 49	-11	✓		
	14	SV1 50	0607173-08	✓ SVINH	RR 5X	
	1	SV1 51	Bp6-0246 - Turn	DFTPP	6613052	
	2	SV1 52	Bp6-0246 - CCW	SVINH	6620055	
	3	SV1 53	BG-61931 - BLS	✓	6617086	
	4	SV1 54	BG-61931 - BSI	✓	RR Add 8mT	
	5	SV1 55	BG-61931 - BSI	✓		
	6	SV1 56	0607246-01	✓		
	7	SV1 57	BG-61931 - MSI	✓		
	8	SV1 58	BG-61931 - MSI	✓		
7/20/06	9	SV1 59	0607246-02	✓ SVINH		VSC

ANALYSIS SEQUENCE

BPG0141

Instrument: SVOA-MS1

Calibration ID: UNASSIGNED SVINH

Lab Number	Analysis	Container	Order	Position	STD ID	ISTD ID	Client
BPG0141-TUN1	QC		1		6G13052		
BPG0141-CCV1	QC		2		6G10021	6G10022	
0607168-05	SVOC: 8270 ppb PAH	A	3			6G10022	GZA GeoEnvironmental, Inc.
0607186-01	SVOC: 8270 ppb PAH	B	4			6G10022	Clean Harbors
0607185-01	SVOC: 8270 ppb PAH	B	5			6G10022	Clean Harbors
0607164-04RE1	SVOC: 8270/3541 ppb PAH	A	6			6G10022	MACTEC Engineering & Consulting, Inc
0607164-05RE1	SVOC: 8270/3541 ppb PAH	A	7			6G10022	MACTEC Engineering & Consulting, Inc
0607164-06RE1	SVOC: 8270/3541 ppb PAH	A	8			6G10022	MACTEC Engineering & Consulting, Inc

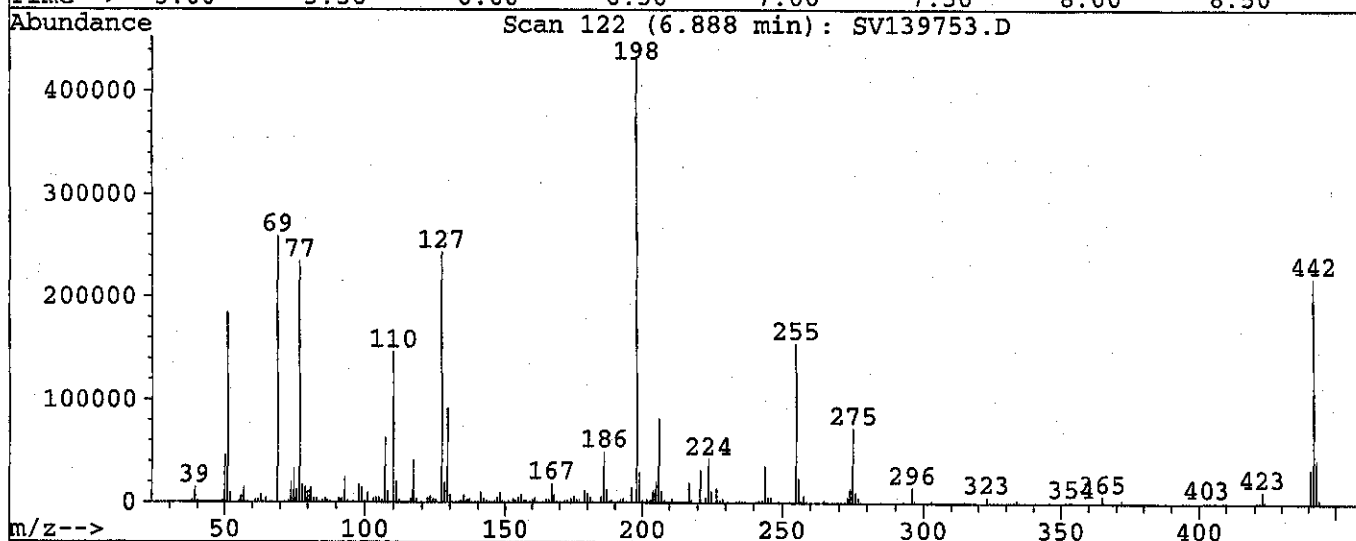
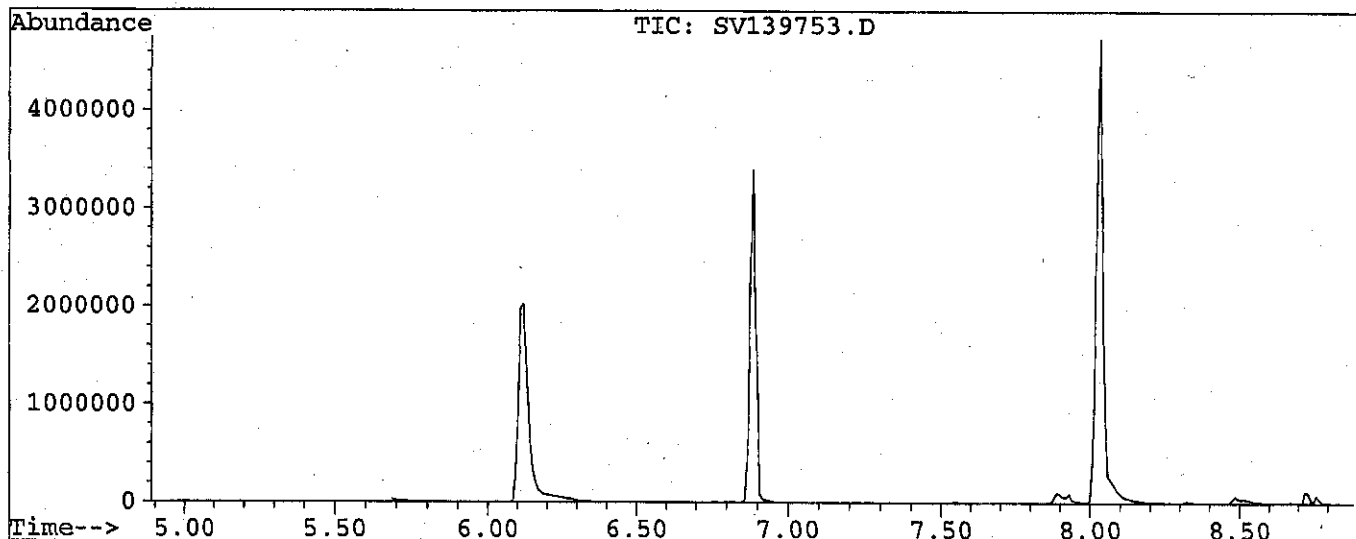
Samples Loaded By

Date

Data Processed By

Date

Data File : Q:\SVOA\MS1_MD\MD0706\MD071706\SV139753.D Vial: 1
 Acq On : 17 Jul 106 7:07 pm Operator: ML
 Sample : BPG0141-TUN1 Inst : SVOA-MS1
 Misc : Multiplr: 1.00
 Method : C:\HPCHEM\1\METHODS\DFTPP.M
 Title : daily instrument eval mix



Peak Apex is scan: 122

Target Mass	Rel. to Mass	Lower Limit%	Upper Limit%	Rel. Abn%	Raw Abn	Result Pass/Fail
51	198	30	60	42.8	184512	PASS
68	69	0	2	0.0	0	PASS
69	198	0	100	59.9	258240	PASS
70	69	0	2	0.0	0	PASS
127	198	40	60	56.3	242624	PASS
197	198	0	1	0.0	0	PASS
198	198	100	100	100.0	430976	PASS
199	198	5	9	6.8	29096	PASS
275	198	10	30	16.7	72000	PASS
365	198	1	100	1.5	6293	PASS
441	443	0	100	77.4	32624	PASS
442	198	40	110	50.7	218304	PASS
443	442	17	23	19.3	42144	PASS

Quantitation Report

Data File : Q:\SVOA\MS1_MD\MD0706\MD071706\SV139755.D Vial: 2
 Acq On : 17 Jul 106 8:03 pm Operator: ML
 Sample : BPG0141-CCV1 Inst : SVOA-MS1
 Misc : Multiplr: 1.00
 Quant Time: Jul 18 8:27 19106

Method : C:\HPCHEM\1\METHODS\SV1NH.M
 Title : ELEMENT ID: 0607014(SOIL) 0607015(AQUEOUS)
 Last Update : Fri Jul 14 10:32:53 2006
 Response via : Multiple Level Calibration

Internal Standards	R.T.	QIon	Response	Conc	Units	Dev (Min)
1) 1,4-Dichlorobenzene-d4	3.56	152	679067	40.00	ng/uL	0.00
22) Naphthalene-d8	4.88	136	2396104	40.00	ng/uL	0.00
38) Acenaphthene-d10	7.20	164	1148950	40.00	ng/uL	0.00
59) Phenanthrene-d10	9.72	188	1581060	40.00	ng/uL	0.00
74) Chrysene-d12	14.83	240	1341418	40.00	ng/uL	0.00
82) Perylene-d12	17.43	264	1419332	40.00	ng/uL	0.00
System Monitoring Compounds						%Recovery
4) 2-Fluorophenol (SURR)	1.50	112	1249455	49.71	ng/uL	33.14%
6) Phenol-d5 (SURR)	3.27	99	1684154	53.67	ng/uL	35.78%
10) 2-Chlorophenol-d4 (SURR)	3.35	132	1276450	52.77	ng/uL	35.18%
13) 1,2 Dichlorobenzene-d4 (SUR)	3.76	152	752764	53.06	ng/uL	53.06%
23) Nitrobenzene-d5 (SURR)	4.18	82	1240852	53.76	ng/uL	53.76%
42) 2-Fluorobiphenyl (SURR)	6.24	172	1886614	52.84	ng/uL	52.84%
64) 2,4,6-Tribromophenol (SURR)	8.53	330	259692	53.83	ng/uL	35.88%
76) Terphenyl-d14 (SURR)	12.87	244	1648105	49.70	ng/uL	49.70%
Target Compounds						Qvalue
2) N-Nitrosodimethylamine	0.72	74	54203	45.42	ng/uL	81
3) Pyridine	0.72	79	106470	50.61	ng/uL	99
5) bis(2-Chloroethyl) ether	3.34	93	1434366	55.13	ng/uL	98
7) 2-Chlorophenol	3.37	128	1296269	53.17	ng/uL	95
8) Phenol	3.29	94	2159376	55.50	ng/uL	77
9) Aniline	3.24	93	2111806	53.46	ng/uL	91
11) 1,3-Dichlorobenzene	3.52	146	1386804	53.09	ng/uL	98
12) 1,4-Dichlorobenzene	3.57	146	1428077	53.92	ng/uL	99
14) 1,2-Dichlorobenzene	3.78	146	1217797	52.59	ng/uL	99
15) Benzyl Alcohol	3.77	79	908959	52.30	ng/uL	91
16) bis(2-chloroisopropyl) Ethe	3.94	45	1637562	54.08	ng/uL	99
17) 2-Methylphenol	3.93	108	1184751	52.82	ng/uL	100
18) Acetophenone	4.04	105	1639256	53.23	ng/uL	90
19) N-Nitroso-Di-n-Propylamine	4.09	70	795647	50.15	ng/uL	97
20) Hexachloroethane	4.09	117	504914	50.42	ng/uL	84
21) 3+4-Methylphenol	4.10	108	1216238	53.24	ng/uL	91
24) Nitrobenzene	4.20	77	1196519	53.20	ng/uL	99
25) Isophorone	4.44	82	2426527	53.60	ng/uL	98
26) 2-Nitrophenol	4.51	139	781684	54.67	ng/uL	93
27) Benzoic Acid	4.83	105	890521	46.27	ng/uL	97
28) 2,4-Dimethylphenol	4.59	107	1155073	55.87	ng/uL	99
29) bis(2-Chloroethoxy)methane	4.68	93	1694442	56.03	ng/uL	100
30) 2,4-Dichlorophenol	4.77	162	949557	55.10	ng/uL	95
31) 1,2,4-Trichlorobenzene	4.84	180	904943	53.42	ng/uL	100
32) Naphthalene	4.90	128	3040580	52.56	ng/uL	99
33) 4-Chloroaniline	5.01	127	1451918	56.51	ng/uL	100
34) Hexachlorobutadiene	5.12	225	404177	54.40	ng/uL	98
35) 4-Chloro-3-Methylphenol	5.61	107	1055518	56.57	ng/uL	96
36) 2-Methylnaphthalene	5.70	142	2121282	54.24	ng/uL	99
37) 1-Methylnaphthalene	5.84	142	2066169	52.96	ng/uL	99
39) Hexachlorocyclopentadiene	6.01	237	439620	64.03	ng/uL	98
40) 2,4,6-Trichlorophenol	6.14	196	581656	53.26	ng/uL	99
41) 2,4,5-Trichlorophenol	6.20	196	637796	55.57	ng/uL	100
43) Biphenyl	6.36	154	2068616	48.92	ng/uL	99
44) 2-Chloronaphthalene	6.35	162	1862525	49.75	ng/uL	98
45) Dimethylphthalate	6.93	163	2078517	55.08	ng/uL	98
46) Acenaphthylene	6.96	152	3104049	54.00	ng/uL	99
47) 2,6-Dinitrotoluene	7.00	165	574894	55.31	ng/uL	96
48) 2-Nitroaniline	6.58	65	618171	52.08	ng/uL	89

(#) = qualifier out of range (m) = manual integration
 SV139755.D SV1NH.M Tue Jul 18 14:11:05 2006

Quantitation Report

Data File : Q:\SVOA\MS1_MD\MD0706\MD071706\SV139755.D Vial: 2
 Acq On : 17 Jul 106 8:03 pm Operator: ML
 Sample : BPG0141-CCV1 Inst : SVOA-MS1
 Misc : Multiplr: 1.00
 Quant Time: Jul 18 8:27 19106

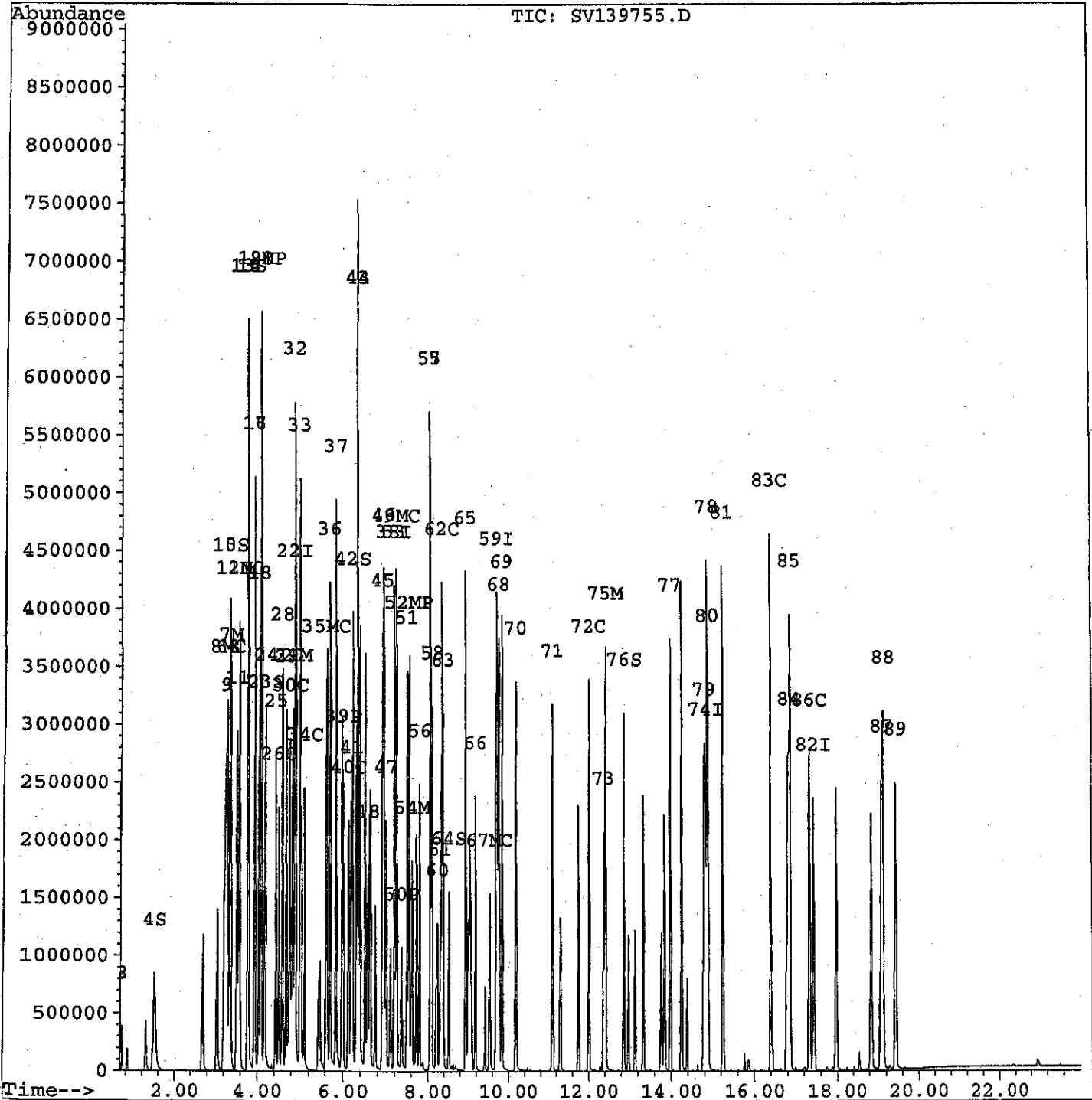
Method : C:\HPCHEM\1\METHODS\SV1NH.M
 Title : ELEMENT ID: 0607014(SOIL) 0607015(AQUEOUS)
 Last Update : Fri Jul 14 10:32:53 2006
 Response via : Multiple Level Calibration

Compound	R.T.	QIon	Response	Conc	Unit	Qvalue
49) Acenaphthene	7.25	153	1818019	54.22	ng/uL	99
50) 2,4-Dinitrophenol	7.37	184	335081	50.52	ng/uL	95
51) Dibenzofuran	7.51	168	2535955	53.74	ng/uL	98
52) 4-Nitrophenol	7.56	65	371181	51.96	ng/uL	95
53) 3-Nitroaniline	7.21	65	681398	53.11	ng/uL	97
54) 2,4-Dinitrotoluene	7.63	165	723680	54.64	ng/uL	88
55) Fluorene	8.07	166	1880298	52.47	ng/uL	100
56) 2,3,4,6-Tetrachlorophenol	7.81	232	465901	55.46	ng/uL	98
57) Diethylphthalate	8.08	149	1941184	50.90	ng/uL	99
58) 4-Chloro-phenyl-phenyl eth	8.11	204	861589	54.93	ng/uL	95
60) 4-Nitroaniline	8.24	138	764099	55.14	ng/uL	96
61) 4,6-Dinitro-2-Methylphenol	8.32	198	430223	51.53	ng/uL	92
62) N-nitrosodiphenylamine	8.36	169	1653620	52.85	ng/uL	99
63) Azobenzene	8.39	77	2585041	54.78	ng/uL	94
65) 4-Bromophenyl-phenylether	8.95	248	451451	53.38	ng/uL	95
66) Hexachlorobenzene	9.18	284	520480	53.64	ng/uL	92
67) Pentachlorophenol	9.54	266	326509	53.38	ng/uL	98
68) Phenanthrene	9.77	178	2581303	52.11	ng/uL	99
69) Anthracene	9.85	178	2646830	52.92	ng/uL	99
70) Carbazole	10.19	167	2749006	53.35	ng/uL	99
71) Di-n-butylphthalate	11.10	149	3953391	53.79	ng/uL	100
72) Fluoranthene	12.01	202	2659580	55.49	ng/uL	89
73) Benzidine	12.37	184	1459677	64.08	ng/uL	100
75) Pyrene	12.42	202	2715666	49.02	ng/uL	96
77) Butylbenzylphthalate	13.99	149	1719340	49.92	ng/uL	99
78) 3,3'-Dichlorobenzidine	14.87	252	842625	50.33	ng/uL	97
79) Benzo(a)anthracene	14.80	228	2443054	50.52	ng/uL	100
80) Chrysene	14.89	228	2070726	50.14	ng/uL	100
81) bis(2-Ethylhexyl)phthalate	15.24	149	2331068	51.62	ng/uL	98
83) Di-n-octylphthalate	16.40	149	4128970	49.73	ng/uL	100
84) Benzo(b)fluoranthene	16.83	252	3011749	55.50	ng/uL	99
85) Benzo(k)fluoranthene	16.88	252	1383521	39.31	ng/uL	94
86) Benzo(a)pyrene	17.35	252	2199363	51.97	ng/uL	97
87) Indeno(1,2,3-Cd)Pyrene	19.10	276	2436263	59.44	ng/uL	99
88) Dibenzo(a,h)Anthracene	19.14	278	1973491	57.39	ng/uL	96
89) Benzo(g,h,i)perylene	19.45	276	2094075	61.28	ng/uL	95

(#) = qualifier out of range (m) = manual integration
 SV139755.D SV1NH.M Tue Jul 18 14:11:07 2006

Data File : Q:\SVOA\MS1_MD\MD0706\MD071706\SV139755.D Vial: 2
Acq On : 17 Jul 106 8:03 pm Operator: ML
Sample : BPG0141-CCV1 Inst : SVOA-MS1
Misc : Multiplr: 1.00
Quant Time: Jul 18 8:27 19106

Method : C:\HPCHEM\1\METHODS\SV1NH.M
Title : ELEMENT ID: 0607014(SOIL) 0607015(AQUEOUS)
Last Update : Fri Jul 14 10:32:53 2006
Response via : Multiple Level Calibration



Evaluate Continuing Calibration Report

Data File : Q:\SVOA\MS1_MD\MD0706\MD071706\SV139755.D Vial: 2
 Acq On : 17 Jul 106 8:03 pm Operator: ML
 Sample : BPG0141-CCV1 Inst : SVOA-MS1
 Misc : Multiplr: 1.00

Method : C:\HPCHEM\1\METHODS\SV1NH.M
 Title : ELEMENT ID: 0607014(SOIL) 0607015(AQUEOUS)
 Last Update : Fri Jul 14 10:32:53 2006
 Response via : Multiple Level Calibration

Min. RRF : 0.000 Min. Rel. Area : 50% Max. R.T. Dev 0.50min
 Max. RRF Dev : 30% Max. Rel. Area : 200%

	Compound	AvgRF	CCRF	%Dev	Area%	Dev(min)
1 I	1,4-Dichlorobenzene-d4	1.000	1.000	0.0	132	-0.04
2	N-Nitrosodimethylamine	0.070	0.064	9.2	130	-0.01
3	Pyridine	0.124	0.125	-1.2	140	-0.01
4 S	2-Fluorophenol (SURR)	1.480	1.472	0.6	132	-0.07
5	bis(2-Chloroethyl) ether	1.532	1.690	-10.3	140	-0.05
6 S	Phenol-d5 (SURR)	1.848	1.984	-7.3	137	-0.04
7 M	2-Chlorophenol	1.436	1.527	-6.3	138	-0.05
8 MC	Phenol	2.292	2.544	-11.0	148	-0.04
9	Aniline	2.327	2.488	-6.9	140	-0.05
10 S	2-Chlorophenol-d4 (SURR)	1.425	1.504	-5.5	135	-0.05
11	1,3-Dichlorobenzene	1.539	1.634	-6.2	142	-0.05
12 MC	1,4-Dichlorobenzene	1.560	1.682	-7.8	140	-0.05
13 S	1,2 Dichlorobenzene-d4 (SURR)	0.836	0.887	-6.1	136	-0.05
14	1,2-Dichlorobenzene	1.364	1.435	-5.2	138	-0.05
15	Benzyl Alcohol	1.024	1.071	-4.6	134	-0.05
16	bis(2-chloroisopropyl) Ether	1.784	1.929	-8.2	138	-0.04
17	2-Methylphenol	1.321	1.396	-5.6	136	-0.04
18	Acetophenone	1.814	1.931	-6.5	139	-0.04
19 MP	N-Nitroso-Di-n-Propylamine	0.935	0.937	-0.3	133	-0.04
20	Hexachloroethane	0.590	0.595	-0.8	134	-0.05
21	3+4-Methylphenol	1.346	1.433	-6.5	132	-0.04
22 I	Naphthalene-d8	1.000	1.000	0.0	130	-0.05
23 S	Nitrobenzene-d5 (SURR)	0.385	0.414	-7.5	139	-0.05
24	Nitrobenzene	0.375	0.399	-6.4	137	-0.04
25	Isophorone	0.756	0.810	-7.2	144	-0.05
26 C	2-Nitrophenol	0.239	0.261	-9.3	140	-0.04
27	Benzoic Acid	0.298	0.297	0.1	124	-0.04
28	2,4-Dimethylphenol	0.345	0.386	-11.7	151	-0.05
29	bis(2-Chloroethoxy)methane	0.505	0.566	-12.1	153	-0.05
30 C	2,4-Dichlorophenol	0.288	0.317	-10.2	144	-0.04
31 M	1,2,4-Trichlorobenzene	0.283	0.302	-6.8	142	-0.05
32	Naphthalene	0.966	1.015	-5.1	137	-0.05
33	4-Chloroaniline	0.429	0.485	-13.0	141	-0.04
34 C	Hexachlorobutadiene	0.124	0.135	-8.8	138	-0.05
35 MC	4-Chloro-3-Methylphenol	0.311	0.352	-13.1	139	-0.05
36	2-Methylnaphthalene	0.653	0.708	-8.5	143	-0.06
37	1-Methylnaphthalene	0.651	0.690	-5.9	138	-0.06
38 I	Acenaphthene-d10	1.000	1.000	0.0	138	-0.07
39 P	Hexachlorocyclopentadiene	0.239	0.306	-28.1	201#	-0.06
40 C	2,4,6-Trichlorophenol	0.380	0.405	-6.5	145	-0.05
41	2,4,5-Trichlorophenol	0.400	0.444	-11.1	146	-0.05
42 S	2-Fluorobiphenyl (SURR)	1.243	1.314	-5.7	137	-0.06
43	Biphenyl	1.472	1.440	2.2	135	-0.06
44	2-Chloronaphthalene	1.303	1.297	0.5	136	-0.06
45	Dimethylphthalate	1.314	1.447	-10.2	147	-0.06
46	Acenaphthylene	2.001	2.161	-8.0	144	-0.07
47	2,6-Dinitrotoluene	0.362	0.400	-10.6	148	-0.07
48	2-Nitroaniline	0.413	0.430	-4.2	148	-0.06
49 MC	Acenaphthene	1.167	1.266	-8.4	141	-0.08
50 P	2,4-Dinitrophenol	0.199	0.233	-17.0	147	-0.07
51	Dibenzofuran	1.643	1.766	-7.5	143	-0.08
52 MP	4-Nitrophenol	0.249	0.258	-3.9	133	-0.06
53	3-Nitroaniline	0.447	0.474	-6.2	147	-0.07

(#) = Out of Range
 SV139755.D SV1NH.M

Tue Jul 18 14:11:36 2006

Evaluate Continuing Calibration Report

Data File : Q:\SVOA\MS1_MD\MD0706\MD071706\SV139755.D Vial: 2
 Acq On : 17 Jul 106 8:03 pm Operator: ML
 Sample : BPG0141-CCV1 Inst : SVOA-MS1
 Misc : Multiplr: 1.00

Method : C:\HPCHEM\1\METHODS\SV1NH.M
 Title : ELEMENT ID: 0607014(SOIL) 0607015(AQUEOUS)
 Last Update : Fri Jul 14 10:32:53 2006
 Response via : Multiple Level Calibration

Min. RRF : 0.000 Min. Rel. Area : 50% Max. R.T. Dev 0.50min
 Max. RRF Dev : 30% Max. Rel. Area : 200%

Compound	AvgRF	CCRF	%Dev	Area	Dev(min)
54 M	2,4-Dinitrotoluene	0.461	0.504	-9.3	145 -0.07
55	Fluorene	1.248	1.309	-4.9	135 -0.08
56	2,3,4,6-Tetrachlorophenol	0.292	0.324	-10.9	147 -0.08
57	Diethylphthalate	1.328	1.352	-1.8	133 -0.08
58	4-Chloro-phenyl-phenyl ethe	0.546	0.600	-9.9	140 -0.08
59 I	Phenanthrene-d10	1.000	1.000	0.0	133 -0.08
60	4-Nitroaniline	0.351	0.387	-10.3	149 -0.08
61	4,6-Dinitro-2-Methylphenol	0.195	0.218	-11.5	142 -0.07
62 C	N-nitrosodiphenylamine	0.792	0.837	-5.7	137 -0.07
63	Azobenzene	1.194	1.308	-9.6	146 -0.07
64 S	2,4,6-Tribromophenol (SURRE)	0.122	0.131	-7.7	148 -0.08
65	4-Bromophenyl-phenylether	0.214	0.228	-6.8	144 -0.08
66	Hexachlorobenzene	0.245	0.263	-7.3	150 -0.08
67 MC	Pentachlorophenol	0.145	0.165	-14.3	155 -0.08
68	Phenanthrene	1.253	1.306	-4.2	138 -0.08
69	Anthracene	1.265	1.339	-5.8	139 -0.09
70	Carbazole	1.304	1.391	-6.7	139 -0.09
71	Di-n-butylphthalate	1.859	2.000	-7.6	142 -0.10
72 C	Fluoranthene	1.213	1.346	-11.0	151 -0.10
73	Benzidine	0.576	0.739	-28.2	185 -0.08
74 I	Chrysene-d12	1.000	1.000	0.0	147 -0.08
75 M	Pyrene	1.652	1.620	2.0	141 -0.09
76 S	Terphenyl-d14 (SURRE)	0.989	0.983	0.6	143 -0.09
77	Butylbenzylphthalate	1.027	1.025	0.2	141 -0.08
78	3,3'-Dichlorobenzidine	0.499	0.503	-0.7	142 -0.08
79	Benzo(a)anthracene	1.442	1.457	-1.0	149 -0.08
80	Chrysene	1.231	1.235	-0.3	145 -0.08
81	bis(2-Ethylhexyl)phthalate	1.347	1.390	-3.2	148 -0.08
82 I	Perylene-d12	1.000	1.000	0.0	154 -0.09
83 C	Di-n-octylphthalate	2.340	2.327	0.5	151 -0.08
84	Benzo(b)fluoranthene	1.529	1.698	-11.0	175 -0.08
85	Benzo(k)fluoranthene	1.015	0.780	23.1	118 -0.07
86 C	Benzo(a)pyrene	1.193	1.240	-3.9	157 -0.08
87	Indeno(1,2,3-Cd)Pyrene	1.155	1.373	-18.9	171 -0.07
88	Dibenzo(a,h)Anthracene	0.969	1.112	-14.8	170 -0.07
89	Benzo(g,h,i)perylene	0.963	1.180	-22.6	176 -0.07

ESS LABORATORY GCMS1 RUN LOG

⊗ vsL 7/18/06
6 errors

COLUMN DB5MS

BATCH DATE	VIAL #	FILE #	LAB ID	METHOD	COMMENTS / DILUTION / STANDARD ID	ANALYST
7/17/06	1	SV135751	B060141 -TUM1	DPDP	Free B060141 (SOL)	ML
	1	SV1 52	B060141 -TUM1	DPDP	Free	
	1	SV1 53	██████████	DPDP	661302 B06-0152 ^{AR}	
	2	SV1 54	B060141 -CCU1	WINH	661002	
	2	SV1 55	██████████		661001	
	3	SV1 56	B661338-B141 ✓		661002	
	4	SV1 57	-B11 ✓			
	5	SV1 58	-B101 ✓			
	6	SV1 59	06070912 ✓			
	7	SV1 60	B661329-B141 ✓ ⊗		0607120-06 ✓	
	8	SV1 61	B11 ✓ ⊗		RA. M. B661329-06	
	9	SV1 62	B101 ✓ ⊗		B661329-B11 ✓	
	10	SV1 63	0607120-06 ⊗		B661329-B101 ✓	
	11	SV1 64	4101 ⊗		0607120-01 ✓	
	12	SV1 65	4101 ⊗		0607120-01ms AR	
	13	SV1 66	-12 ✓			
	14	SV1 67	-11 ✓			
	15	SV1 68	-09 ✓			
	16	SV1 69	-05 ✓			
	17	SV1 70	0607185 ⁶⁶¹³¹⁸⁻⁰¹ ✓			
	18	SV1 71	0607185-01 ✓			
	19	SV1 72	0607185-05 ✓			
	20	SV1 73	-01 X		worned	
	21	SV1 74	██████████ ✓			
	22	SV1 75	██████████ ✓			
	23	SV1 76	██████████ ✓			
	24	SV1 77	-07		XL post Time Time	
	25	SV1 78	-05		XL NR	
7/17/06	26	SV1 79	-09	WINH	XL NR	ML
7/18/06	1	SV1 80	B060148 -TUM1	DPDP	661302	RSC

ANALYSIS SEQUENCE

BPG0172

Instrument: SVOA-MSI

Calibration ID: UNASSIGNED SVINH

Lab Number	Analysis	Container	Order	Position	STD ID	ISTD ID	Client
BPG0172-TUN1	QC		1		6G13052		
BPG0172-CCV1	QC		2		6G10021	6G01034	
BG61512-BLK1	QC		3			6G01034	
BG61512-BS1	QC		4			6G01034	
BG61512-BSD1	QC		5			6G01034	
BG61820-BS1	QC		6			6G01034	
0607173-03	SVOC: 8270/3541 ppb PAH	A	7			6G01034	MACTEC Engineering & Consulting, In
BG61512-MS1	QC		8			6G01034	
BG61512-MSD1	QC		9			6G01034	
0607164-07RE1	SVOC: 8270/3541 ppb PAH	A	10			6G01034	MACTEC Engineering & Consulting, In
0607164-08RE1	SVOC: 8270/3541 ppb PAH	A	11			6G01034	MACTEC Engineering & Consulting, In
0607164-09RE1	SVOC: 8270/3541 ppb PAH	A	12			6G01034	MACTEC Engineering & Consulting, In

Samples Loaded By

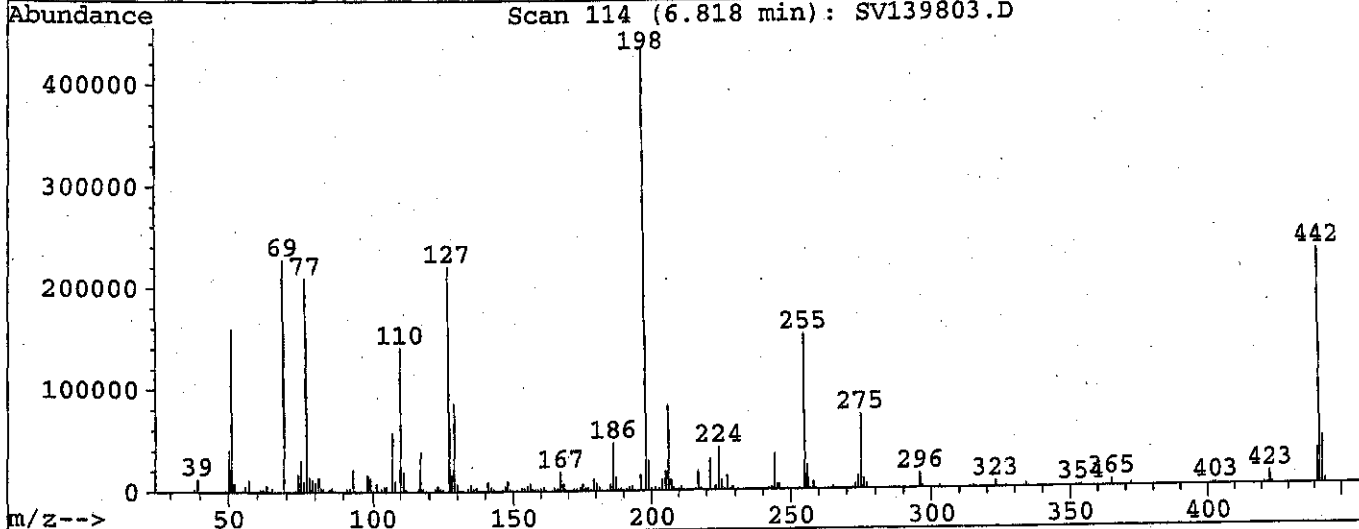
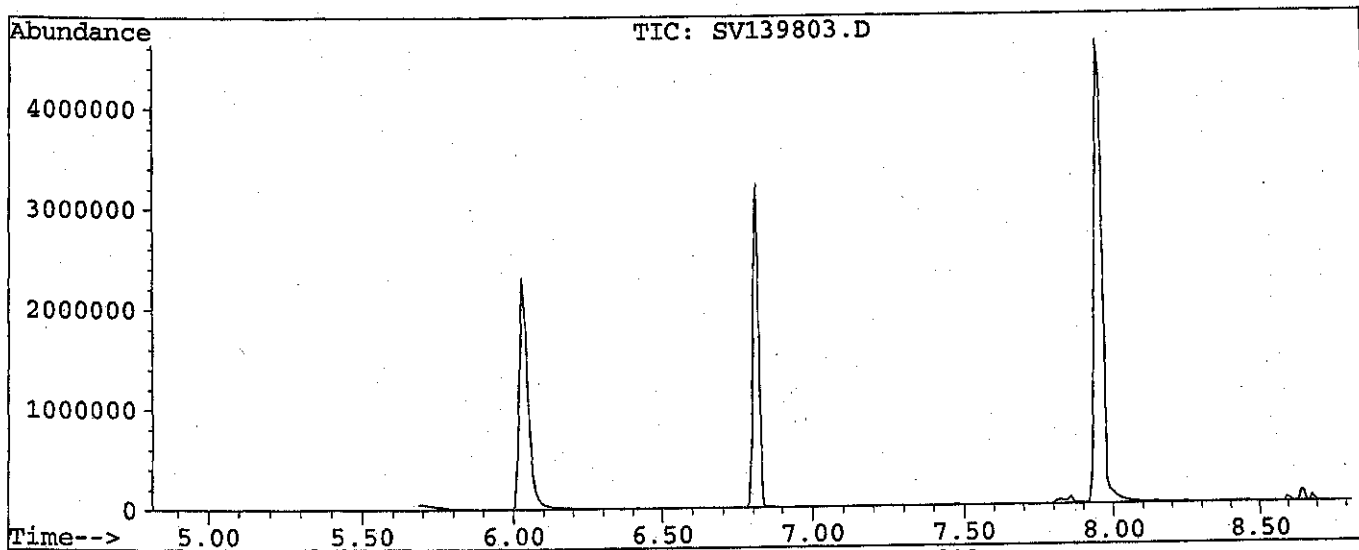
Date

Data Processed By

Date

Data File : Q:\SVOA\MS1_MD\MD0706\MD071906\SV139803.D Vial: 1
 Acq On : 19 Jul 106 10:24 am Operator: VSC
 Sample : BPG0172-TUN1 Inst : SVOA-MS1
 Misc : Multiplr: 1.00

Method : C:\HPCHEM\1\METHODS\DFTPP.M
 Title : daily instrument eval mix



Peak Apex is scan: 114

Target Mass	Rel. to Mass	Lower Limit%	Upper Limit%	Rel. Abn%	Raw Abn	Result Pass/Fail
51	198	30	60	36.8	159424	PASS
68	69	0	2	0.0	0	PASS
69	198	0	100	52.6	227968	PASS
70	69	0	2	0.0	0	PASS
127	198	40	60	50.9	220672	PASS
197	198	0	1	0.0	0	PASS
198	198	100	100	100.0	433344	PASS
199	198	5	9	6.7	29016	PASS
275	198	10	30	16.7	72584	PASS
365	198	1	100	1.4	6116	PASS
441	443	0	100	75.1	34168	PASS
442	198	40	110	53.2	230464	PASS
443	442	17	23	19.7	45480	PASS

Data File : Q:\SVOA\MS1_MD\MD0706\MD071906\SV139804.D Vial: 2
 Acq On : 19 Jul 106 10:43 am Operator: VSC
 Sample : BPG0172-CCV1 Inst : SVOA-MS1
 Misc : Multiplr: 1.00
 Quant Time: Jul 19 11:21 19106

Method : C:\HPCHEM\1\METHODS\SV1NH.M
 Title : ELEMENT ID: 0607014 (SOIL) 0607015 (AQUEOUS)
 Last Update : Wed Jul 19 11:19:36 2006
 Response via : Multiple Level Calibration

Internal Standards	R.T.	QIon	Response	Conc	Units	Dev(Min)
1) 1,4-Dichlorobenzene-d4	3.49	152	500303	40.00	ng/uL	-0.02
22) Naphthalene-d8	4.80	136	1743796	40.00	ng/uL	-0.03
38) Acenaphthene-d10	7.09	164	773859	40.00	ng/uL	-0.04
59) Phenanthrene-d10	9.60	188	1111129	40.00	ng/uL	-0.03
74) Chrysene-d12	14.70	240	902583	40.00	ng/uL	-0.03
82) Perylene-d12	17.29	264	971275	40.00	ng/uL	-0.04
						%Recovery
4) 2-Fluorophenol (SURR)	1.38	112	729284	39.38	ng/uL	26.26%
6) Phenol-d5 (SURR)	3.18	99	1257475	54.39	ng/uL	36.26%
10) 2-Chlorophenol-d4 (SURR)	3.27	132	948484	53.23	ng/uL	35.48%
13) 1,2 Dichlorobenzene-d4 (SUR)	3.69	152	542240	51.88	ng/uL	51.88%
23) Nitrobenzene-d5 (SURR)	4.11	82	892969	53.16	ng/uL	53.16%
42) 2-Fluorobiphenyl (SURR)	6.14	172	1305010	54.26	ng/uL	54.26%
64) 2,4,6-Tribromophenol (SURR)	8.41	330	164865	48.62	ng/uL	32.42%
76) Terphenyl-d14 (SURR)	12.74	244	1139228	51.06	ng/uL	51.06%
						Qvalue
2) N-Nitrosodimethylamine	0.70	74	34163	38.86	ng/uLm	98
3) Pyridine	0.70	79	65258	42.10	ng/ulm	93
5) bis(2-Chloroethyl) ether	3.26	93	1037452	54.13	ng/uL	98
7) 2-Chlorophenol	3.29	128	934747	52.04	ng/uL	100
8) Phenol	3.20	94	1546668	53.95	ng/uL	76
9) Aniline	3.16	93	1519762	52.22	ng/ul	89
11) 1,3-Dichlorobenzene	3.44	146	982796	51.07	ng/uL	100
12) 1,4-Dichlorobenzene	3.51	146	996939	51.09	ng/uL	100
14) 1,2-Dichlorobenzene	3.71	146	871687	51.10	ng/uL	98
15) Benzyl Alcohol	3.70	79	642427	50.17	ng/ul	86
16) bis(2-chloroisopropyl) Ethe	3.87	45	1196207	53.62	ng/uL	95
17) 2-Methylphenol	3.86	108	859360	52.00	ng/uL	99
18) Acetophenone	3.97	105	1151223	50.74	ng/ul	87
19) N-Nitroso-Di-n-Propylamine	4.01	70	581604	49.76	ng/uL	97
20) Hexachloroethane	4.02	117	365418	49.53	ng/uL	90
21) 3+4-Methylphenol	4.02	108	890033	52.88	ng/uL	98
24) Nitrobenzene	4.13	77	860797	52.59	ng/uL	94
25) Isophorone	4.37	82	1696001	51.47	ng/uL	94
26) 2-Nitrophenol	4.44	139	557875	53.61	ng/uL	98
27) Benzoic Acid	4.74	105	710976	50.39	ng/uL	96
28) 2,4-Dimethylphenol	4.52	107	819041	54.44	ng/uL	99
29) bis(2-Chloroethoxy)methane	4.61	93	1183233	53.76	ng/uL	99
30) 2,4-Dichlorophenol	4.69	162	642798	51.26	ng/uL	96
31) 1,2,4-Trichlorobenzene	4.76	180	619629	50.26	ng/uL	99
32) Naphthalene	4.82	128	2177985	51.73	ng/uL	99
33) 4-Chloroaniline	4.92	127	1023936	54.76	ng/uL	100
34) Hexachlorobutadiene	5.04	225	282575	52.26	ng/uL	98
35) 4-Chloro-3-Methylphenol	5.53	107	746517	54.97	ng/uL	92
36) 2-Methylnaphthalene	5.61	142	1473131	51.76	ng/uL	99
37) 1-Methylnaphthalene	5.75	142	1476282	51.99	ng/ul	100
39) Hexachlorocyclopentadiene	5.92	237	293177	63.40	ng/uL	97
40) 2,4,6-Trichlorophenol	6.04	196	378945	51.52	ng/uLm	99
41) 2,4,5-Trichlorophenol	6.10	196	437142	56.55	ng/uL	100
43) Biphenyl	6.26	154	1513197	53.13	ng/ul	99
44) 2-Chloronaphthalene	6.25	162	1241899	49.26	ng/uLm	97
45) Dimethylphthalate	6.81	163	1381701	54.37	ng/uL	98
46) Acenaphthylene	6.85	152	2142488	55.34	ng/uL	99
47) 2,6-Dinitrotoluene	6.89	165	384027	54.86	ng/uL	95
48) 2-Nitroaniline	6.47	65	422055	52.79	ng/uL	91

(#) = qualifier out of range (m) = manual integration
 SV139804.D SV1NH.M Wed Jul 19 11:22:00 2006

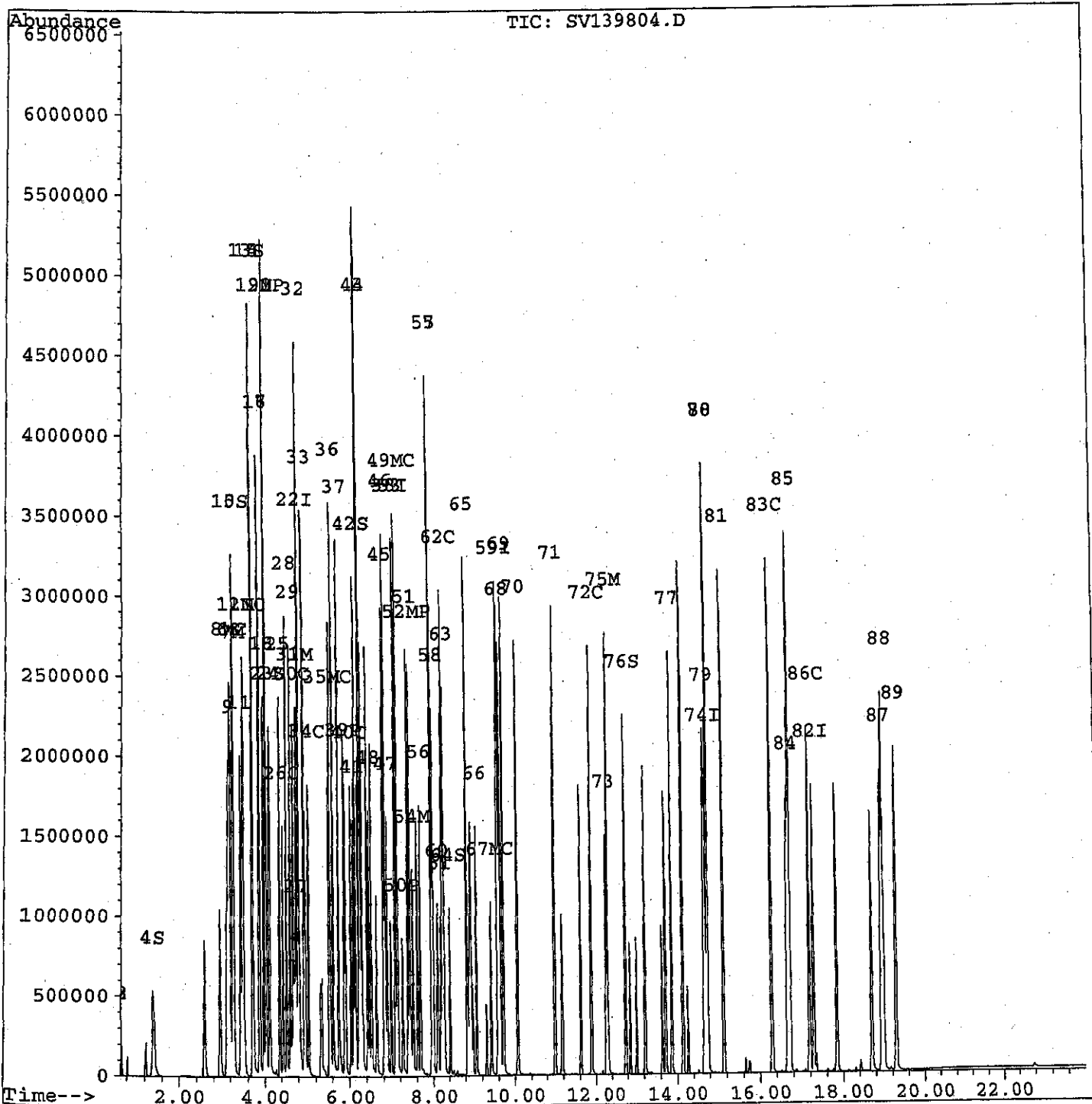
Data File : Q:\SVOA\MS1_MD\MD0706\MD071906\SV139804.D Vial: 2
 Acq On : 19 Jul 106 10:43 am Operator: VSC
 Sample : BPG0172-CCV1 Inst : SVOA-MS1
 Misc : Multiplr: 1.00
 Quant Time: Jul 19 11:21 19106

Method : C:\HPCHEM\1\METHODS\SV1NH.M
 Title : ELEMENT ID: 0607014(SOIL) 0607015(AQUEOUS)
 Last Update : Wed Jul 19 11:19:36 2006
 Response via : Multiple Level Calibration

Compound	R.T.	QIon	Response	Conc	Unit	Qvalue
49) Acenaphthene	7.14	153	1246348	55.19	ng/uL	100
50) 2,4-Dinitrophenol	7.26	184	237727	52.92	ng/uL	96
51) Dibenzofuran	7.40	168	1721591	54.16	ng/uL	97
52) 4-Nitrophenol	7.44	65	255257	53.05	ng/uL	94
53) 3-Nitroaniline	7.10	65	470679	54.47	ng/uL	90
54) 2,4-Dinitrotoluene	7.52	165	490248	54.96	ng/uL	82
55) Fluorene	7.96	166	1354616	56.12	ng/uL	99
56) 2,3,4,6-Tetrachlorophenol	7.69	232	311109	54.98	ng/uL	98
57) Diethylphthalate	7.97	149	1445520	56.27	ng/uL	98
58) 4-Chloro-phenyl-phenyl eth	8.00	204	597874	56.59	ng/uL	95
60) 4-Nitroaniline	8.12	138	532661	54.70	ng/uL	95
61) 4,6-Dinitro-2-Methylphenol	8.20	198	304344	51.86	ng/uL	93
62) N-nitrosodiphenylamine	8.24	169	1153705	52.47	ng/uL	100
63) Azobenzene	8.27	77	1737028	52.38	ng/uL	100
65) 4-Bromophenyl-phenylether	8.84	248	302551	50.90	ng/uL	90
66) Hexachlorobenzene	9.07	284	344139	50.46	ng/uL	99
67) Pentachlorophenol	9.42	266	210971	49.49	ng/uL	97
68) Phenanthrene	9.65	178	1810209	52.00	ng/uL	100
69) Anthracene	9.73	178	1860269	52.93	ng/uL	100
70) Carbazole	10.07	167	1892783	52.27	ng/uL	100
71) Di-n-butylphthalate	11.00	149	2749770	53.24	ng/uL	100
72) Fluoranthene	11.88	202	1790135	53.15	ng/uL	83
73) Benzidine	12.25	184	1021088	63.79	ng/uL	99
75) Pyrene	12.30	202	1898042	50.92	ng/uL	99
77) Butylbenzylphthalate	13.86	149	1241194	53.56	ng/uL	95
78) 3,3'-Dichlorobenzidine	14.75	252	596923	52.99	ng/uL	95
79) Benzo(a)anthracene	14.67	228	1639654	50.39	ng/uL	100
80) Chrysene	14.75	228	1429772	51.46	ng/uL	99
81) bis(2-Ethylhexyl)phthalate	15.12	149	1651838	54.36	ng/uL	96
83) Di-n-octylphthalate	16.27	149	2968693	52.25	ng/uL	100
84) Benzo(b)fluoranthene	16.68	252	1942178	52.30	ng/uLm	94
85) Benzo(k)fluoranthene	16.72	252	1187238	52.61	ng/uL	97
86) Benzo(a)pyrene	17.20	252	1524757	52.65	ng/uL	96
87) Indeno(1,2,3-Cd)Pyrene	18.95	276	1723562	61.45	ng/uL	96
88) Dibenzo(a,h)Anthracene	18.99	278	1398293	59.42	ng/uL	100
89) Benzo(g,h,i)perylene	19.30	276	1490482	63.74	ng/uL	92

Data File : Q:\SVOA\MS1_MD\MD0706\MD071906\SV139804.D Vial: 2
Acq On : 19 Jul 106 10:43 am Operator: VSC
Sample : BPG0172-CCV1 Inst : SVOA-MS1
Misc : Multiplr: 1.00
Quant Time: Jul 19 11:21 19106

Method : C:\HPCHEM\1\METHODS\SV1NH.M
Title : ELEMENT ID: 0607014(SOIL) 0607015(AQUEOUS)
Last Update : Wed Jul 19 11:19:36 2006
Response via : Multiple Level Calibration



Data File : Q:\SVOA\MS1_MD\MD0706\MD071906\SV139804.D Vial: 2
 Acq On : 19 Jul 106 10:43 am Operator: VSC
 Sample : BPG0172-CCV1 Inst : SVOA-MS1
 Misc : Multiplr: 1.00

Method : C:\HPCHEM\1\METHODS\SV1NH.M
 Title : ELEMENT ID: 0607014(SOIL) 0607015(AQUEOUS)
 Last Update : Wed Jul 19 11:19:36 2006
 Response via : Multiple Level Calibration

Min. RRF : 0.000 Min. Rel. Area : 50% Max. R.T. Dev 0.50min
 Max. RRF Dev : 30% Max. Rel. Area : 200%

	Compound	AvgRF	CCRF	%Dev	Area%	Dev(min)
1 I	1,4-Dichlorobenzene-d4	1.000	1.000	0.0	98	-0.02
2	N-Nitrosodimethylamine	0.070	0.055	22.3	82	0.00
3	Pyridine	0.124	0.104	15.8	86	0.00
4 S	2-Fluorophenol (SURR)	1.480	1.166	21.2	77	-0.03
5	bis(2-Chloroethyl)ether	1.532	1.659	-8.3	101	-0.02
6 S	Phenol-d5 (SURR)	1.848	2.011	-8.8	102	-0.03
7 M	2-Chlorophenol	1.436	1.495	-4.1	99	-0.02
8 MC	Phenol	2.292	2.473	-7.9	106	-0.03
9	Aniline	2.327	2.430	-4.4	101	-0.02
10 S	2-Chlorophenol-d4 (SURR)	1.425	1.517	-6.5	101	-0.02
11	1,3-Dichlorobenzene	1.539	1.572	-2.1	101	-0.02
12 MC	1,4-Dichlorobenzene	1.560	1.594	-2.2	98	-0.02
13 S	1,2-Dichlorobenzene-d4 (SURR)	0.836	0.867	-3.8	98	-0.02
14	1,2-Dichlorobenzene	1.364	1.394	-2.2	99	-0.01
15	Benzyl Alcohol	1.024	1.027	-0.3	95	-0.01
16	bis(2-chloroisopropyl)Ether	1.784	1.913	-7.2	101	-0.01
17	2-Methylphenol	1.321	1.374	-4.0	99	-0.02
18	Acetophenone	1.814	1.841	-1.5	98	-0.01
19 MP	N-Nitroso-Di-n-Propylamine	0.935	0.930	0.5	97	-0.02
20	Hexachloroethane	0.590	0.584	0.9	97	-0.01
21	3+4-Methylphenol	1.346	1.423	-5.8	97	-0.02
22 I	Naphthalene-d8	1.000	1.000	0.0	95	-0.03
23 S	Nitrobenzene-d5 (SURR)	0.385	0.410	-6.3	100	-0.01
24	Nitrobenzene	0.375	0.395	-5.2	98	-0.01
25	Isophorone	0.756	0.778	-2.9	101	-0.02
26 C	2-Nitrophenol	0.239	0.256	-7.2	100	-0.03
27	Benzoic Acid	0.298	0.326	-9.6	99	-0.03
28	2,4-Dimethylphenol	0.345	0.376	-8.9	107	-0.02
29	bis(2-Chloroethoxy)methane	0.505	0.543	-7.5	107	-0.02
30 C	2,4-Dichlorophenol	0.288	0.295	-2.5	97	-0.02
31 M	1,2,4-Trichlorobenzene	0.283	0.284	-0.5	97	-0.03
32	Naphthalene	0.966	0.999	-3.5	98	-0.03
33	4-Chloroaniline	0.429	0.470	-9.5	100	-0.03
34 C	Hexachlorobutadiene	0.124	0.130	-4.5	97	-0.02
35 MC	4-Chloro-3-Methylphenol	0.311	0.342	-9.9	98	-0.03
36	2-Methylnaphthalene	0.653	0.676	-3.5	99	-0.03
37	1-Methylnaphthalene	0.651	0.677	-4.0	99	-0.03
38 I	Acenaphthene-d10	1.000	1.000	0.0	93	-0.04
39 P	Hexachlorocyclopentadiene	0.239	0.303	-26.8	134	-0.02
40 C	2,4,6-Trichlorophenol	0.380	0.392	-3.0	95	-0.03
41	2,4,5-Trichlorophenol	0.400	0.452	-13.1	100	-0.03
42 S	2-Fluorobiphenyl (SURR)	1.243	1.349	-8.5	95	-0.03
43	Biphenyl	1.472	1.564	-6.3	99	-0.02
44	2-Chloronaphthalene	1.303	1.284	1.5	91	-0.03
45	Dimethylphthalate	1.314	1.428	-8.7	98	-0.03
46	Acenaphthylene	2.001	2.215	-10.7	99	-0.03
47	2,6-Dinitrotoluene	0.362	0.397	-9.7	99	-0.03
48	2-Nitroaniline	0.413	0.436	-5.6	101	-0.03
49 MC	Acenaphthene	1.167	1.288	-10.4	97	-0.04
50 P	2,4-Dinitrophenol	0.199	0.246	-23.2	105	-0.03
51	Dibenzofuran	1.643	1.780	-8.3	97	-0.03
52 MP	4-Nitrophenol	0.249	0.264	-6.1	92	-0.04
53	3-Nitroaniline	0.447	0.487	-8.9	101	-0.03

(#) = Out of Range
 SV139804.D SV1NH.M

Wed Jul 19 11:22:26 2006

Data File : Q:\SVOA\MS1_MD\MD0706\MD071906\SV139804.D Vial: 2
 Acq On : 19 Jul 106 10:43 am Operator: VSC
 Sample : BPG0172-CCV1 Inst : SVOA-MS1
 Misc : Multiplr: 1.00

Method : C:\HPCHEM\1\METHODS\SV1NH.M
 Title : ELEMENT ID: 0607014(SOIL) 0607015(AQUEOUS)
 Last Update : Wed Jul 19 11:19:36 2006
 Response via : Multiple Level Calibration

Min. RRF : 0.000 Min. Rel. Area : 50% Max. R.T. Dev 0.50min
 Max. RRF Dev : 30% Max. Rel. Area : 200%

Compound	AvgRF	CCRF	%Dev	Area%	Dev(min)
54 M 2,4-Dinitrotoluene	0.461	0.507	-9.9	98	-0.03
55 Fluorene	1.248	1.400	-12.2	97	-0.03
56 2,3,4,6-Tetrachlorophenol	0.292	0.322	-10.0	98	-0.03
57 Diethylphthalate	1.328	1.494	-12.5	99	-0.03
58 4-Chloro-phenyl-phenyl ethe	0.546	0.618	-13.2	97	-0.04
59 I Phenanthrene-d10	1.000	1.000	0.0	94	-0.03
60 4-Nitroaniline	0.351	0.384	-9.4	104	-0.03
61 4,6-Dinitro-2-Methylphenol	0.195	0.219	-12.2	101	-0.03
62 C N-nitrosodiphenylamine	0.792	0.831	-4.9	95	-0.03
63 Azobenzene	1.194	1.251	-4.8	98	-0.03
64 S 2,4,6-Tribromophenol (SURR)	0.122	0.119	2.8	94	-0.03
65 4-Bromophenyl-phenylether	0.214	0.218	-1.8	97	-0.04
66 Hexachlorobenzene	0.245	0.248	-0.9	99	-0.03
67 MC Pentachlorophenol	0.145	0.152	-5.1	100	-0.03
68 Phenanthrene	1.253	1.303	-4.0	97	-0.03
69 Anthracene	1.265	1.339	-5.9	98	-0.03
70 Carbazole	1.304	1.363	-4.5	96	-0.03
71 Di-n-butylphthalate	1.859	1.980	-6.5	99	-0.03
72 C Fluoranthene	1.213	1.289	-6.3	101	-0.04
73 Benzidine	0.576	0.735	-27.6	129	-0.03
74 I Chrysene-d12	1.000	1.000	0.0	99	-0.03
75 M Pyrene	1.652	1.682	-1.8	99	-0.03
76 S Terphenyl-d14 (SURR)	0.989	1.010	-2.1	99	-0.03
77 Butylbenzylphthalate	1.027	1.100	-7.1	102	-0.04
78 3,3'-Dichlorobenzidine	0.499	0.529	-6.0	100	-0.03
79 Benzo(a)anthracene	1.442	1.453	-0.8	100	-0.03
80 Chrysene	1.231	1.267	-2.9	100	-0.04
81 bis(2-Ethylhexyl)phthalate	1.347	1.464	-8.7	105	-0.04
82 I Perylene-d12	1.000	1.000	0.0	105	-0.04
83 C Di-n-octylphthalate	2.340	2.445	-4.5	108	-0.04
84 Benzo(b)fluoranthene	1.529	1.600	-4.6	113	-0.04
85 Benzo(k)fluoranthene	1.015	0.978	3.6	101	-0.04
86 C Benzo(a)pyrene	1.193	1.256	-5.3	109	-0.04
87 Indeno(1,2,3-Cd)Pyrene	1.155	1.420	-22.9	121	-0.04
88 Dibenzo(a,h)Anthracene	0.969	1.152	-18.8	120	-0.04
89 Benzo(g,h,i)perylene	0.963	1.228	-27.5	125	-0.04

ESS LABORATORY GCMS1 RUN LOG

COLUMN DB5MS

BATCH DATE	VIAL #	FILE #	LAB ID	METHOD	COMMENTS / DILUTION / STANDARD ID	ANALYST
7/18/06	20	SV1 39811	BG61512-MSD1	SVINH	did not run	USE
7/18/06	21	SV1 12	0607164-21	SVINH		USE
7/18/06	22	SV1 13	0607164-22	SVINH		USE
7/19/06	1	SV1 03	BG61512-MSD1	DT-TPP	66-13052	USE
	2	SV1 04	BG61512-MSD1	SVINH	66-10021	
	3	SV1 05	BG61512-BLM1		66-10022	
	4	SV1 06	BG61512-B51			
	5	SV1 07	BG61512-B501			
	6	SV1 08	BG61820-B51			
	7	SV1 09	0607164-02		2x	
	8	SV1 10	0607164-06		2x	
	9	SV1 11	0607164-09		3x	
	10	SV1 12	0607173-03			
	11	SV1 13	BG61512-MS1			
	12	SV1 14	BG61512-MSD1	SVINH		
	1	SV1 15	Bp60192- ^{RE} MS1	DT-TPP	66-13052 Bp60193- ^{RE} MS1	
	2	SV1 16	Bp60192-CCV1	SVINH	66-10021	
	3	SV1 17	BG61719-BLM1		66-10022	
	4	SV1 18	BG61719-B51			
	5	SV1 19	BG61719-MSD1			
	6	SV1 20	0607162-01		Re-Run with under	
	7	SV1 21	BG61719-MS1		was needed?	
	8	SV1 22	0607162-02			
	9	SV1 23	-03			
	10	SV1 24	-04			
	11	SV1 25	0607162-05			
	12	SV1 26	BG61717-BLM1			
	13	SV1 27	BG61717-B51			
	14	SV1 28	BG61717-MSD1			
7/19/06	15	SV1 29	0607161-02	SVINH		USE

Semi-Volatile Organics Logbooks

ESS Organic Preparation Logbook

Project #: 0607164 Surrogate ID# Matrix Spike ID# Analytical Matrix: Soil
 Prep Date: 7/14/06 A 6G1366 D 611678 Extraction Time: Start: 0800
 Batch ID: 50661614 E NA F NA Finish: _____
 Extraction Method: 354

Split Extraction*
 * Half of the final extract volume (0.5ml) is exchanged into 5ml
 5ml hexane and transferred as Vol 1. The other half (0.5ml
 CH₂Cl₂) is transferred as Volume 2.

ESS ID	Vol(ml) Wt(g)	Surrogate (ul or mg)	Matrix Spike (ul or mg)	Extract Vol (ml) Hex/CH ₂ Cl ₂	Transfer Vol #1 (ml) Hex/CH ₂ Cl ₂	Transfer Vol #2 (ml) Hex/CH ₂ Cl ₂	Transfer Date	Bath Temp (C)	pH	Discard #	Comments	1st Rvw Init.	Witness Init.	2nd Rvw Init.
50661614	20.0	1	NA	1	1	NA	7/14/06	40	NA	NA				NA
-01	20.0	1	1	1	1									
-02	20.0	1	1	1	1									
0607164-01	20.8	1	NA	1	1									
-02	20.1	1	NA	1	1									
-03	20.1	1	1	1	1									
-04	20.4	1	1	1	1									
-05	19.7	1	NA	1	1									
-06	20.7	1	1	1	1									
-07	21.0	1	1	1	1									
-08	21.0	1	1	1	1									
-09	19.8	1	1	1	1									
-10	19.4	1	1	1	1									
-11	20.0	1	1	1	1									
-12	20.4	1	1	1	1									
-13	20.2	1	1	1	1									
-14	20.6	1	1	1	1									
-15	19.9	1	1	1	1									
-16	20.4	1	1	1	1									
-17	20.4	1	1	1	1									
-18	20.4	1	1	1	1									
-19	20.4	1	1	1	1									
-20	20.2	1	NA	1	1	NA	7/14/06	40	NA	NA				NA

Analysis Performed: PCB BIN SVOA SVOA LL PAH PEST TPH/GC BIS-2 PAH

Acid Washed: Y N H₂SO₄ ID# NA Cu Cleaned Cu ID# NA Florisil: Y N Silica Column/Carbon prep: Y N Lot# NA

Prepared By: ES Glasswool: 1000000006 Method #(s): 2270

CH₂Cl₂ lot # C06089 NaOH ID# NA
 Hexane lot# NA Na₂SO₄ ID# 1000000006
 Acetone lot# NA

BATCH ID/Test: 50661614

ESS Organic Preparation Logbook

Project #: 0607173
 Prep Date: 7/17/06
 Batch ID: 50661388
 Extraction Method: 3541 C NA

Surrogate ID# A 613065
 B 613066
 C NA

Matrix Spike ID# 0611078
 Extraction Time: Start 07:00
 Finish: 11:00

Spill Extraction*
 * Half of the final extract volume (0.5ml) is exchanged into 5ml 5ml hexane and transferred as Vol 1. The other half (0.5ml CH₂Cl₂) is transferred as Volume 2.

ESS ID	Vol (ml) Wt (g)	Surrogate (ul or ml)	Matrix Spike (ul or ml)	Extract Vol (ml) Hex/CH ₂ Cl ₂	Transfer Vol #1 (ml) Hex/CH ₂ Cl ₂	Transfer Vol #2 (ml) Hex/CH ₂ Cl ₂	Transfer Date	Bath Temp (C)	pH	Discard	Comments	1st Rvw Init.	Witness Init.	2nd Rvw Init.	Analysis Performed
0607173-10	20.0	1	NA	1	1	NA	7/17/06	40	NA	NA		EM	NA	NA	PCB <input type="checkbox"/> B/N SVOA <input type="checkbox"/> SVOA <input checked="" type="checkbox"/> LL PAH <input checked="" type="checkbox"/> PEST <input type="checkbox"/> TPH/GC <input type="checkbox"/> BIS-2 <input type="checkbox"/> PAH <input type="checkbox"/>
0607173-11	20.0	1	1	1	1	NA									
0607173-12	20.0	1	1	1	1	NA									
0607173-13	20.0	1	0.021	1	1	NA									
0607173-14	20.0	1	0.021	1	1	NA									
0607173-15	15.4	1	NA	1	1	NA									
0607173-16	15.9	1	1	1	1	NA									
0607173-17	20.1	1	1	1	1	NA									
0607173-18	15.8	1	NA	1	1	NA	7/17/06	40	NA	NA		EM	NA	NA	
0607173-19	20.0	1	NA	1	1	NA	7/17/06	40	NA	NA		EM	NA	NA	
0607173-20	19.0	1	NA	1	1	NA	7/17/06	40	NA	NA		EM	NA	NA	

CH₂Cl₂ lot # 603111 NaOH ID# NA
 Hexane lot# NA Na₂SO₄ ID# 11070606
 Acetone lot# NA
 BATCH ID/Test: 3661704
 Prepared By: EM Glasswool # 11070606 Method # (s) 3270
 Acid Washed: Y (N) Cu Cleaned: Y (N) Florisil: Y (N) Silica Column/Carbon prep: Y (N)
 H₂SO₄ ID# NA Lot# NA Lot # NA

ESS Organic Preparation Logbook

Project #: 0607134 6607173
 Prep Date: 7/15/06
 Batch ID: 2026512
 Extraction Method: 354

Surrogate ID# MA
 Matrix Spike ID# MA
 Analytical Matrix: Soil
 Extraction Time: 12:30 pm

Split Extraction*
 * Half of the final extract volume (0.5ml) is exchanged into 5ml 5ml hexane and transferred as Vol 1. The other half (0.5ml) CH₂Cl₂ is transferred as Volume 2.

ESS ID	Vol (ml)/ Wt (g)	Surrogate (ul or ml)	Matrix Spike (ul or ml)	Extract Vol (ml) Hex/CH ₂ Cl ₂	Transfer Vol #1 (ml) Hex/CH ₂ Cl ₂	Transfer Vol #2 (ml) Hex/CH ₂ Cl ₂	Transfer Date	Bath Temp (C)	pH	Discard Bottle #	Comments	1st RWW Init.	Witness Init.	2nd RWW Init.
0607173-01	20.0	1A	MA	1	1	MA	7/15/06	60	MA	MA		MA	WD	MA
0607173-02	19.8	1A	MA	1	1	MA					Lower-level		SPURK	
0607173-03	19.7	1A	MA	1	1	MA					Lower-level		WJ	
0607173-04	19.8	1A	MA	1	1	MA								
0607173-05	19.4	1A	MA	1	1	MA								
0607173-06	19.4	1A	MA	1	1	MA								
0607173-07	19.6	1A	MA	1	1	MA								
0607173-08	19.5	1A	MA	1	1	MA								
0607173-09	19.6	1A	MA	1	1	MA								
0607173-10	19.8	1A	MA	1	1	MA								
0607173-11	20.4	1A	MA	1	1	MA								
0607173-12	19.8	1A	MA	1	1	MA								
0607173-13	20.1	1A	MA	1	1	MA								
0607173-14	20.4	1A	MA	1	1	MA								
0607173-15	20.4	1A	MA	1	1	MA								
0607173-16	20.4	1A	MA	1	1	MA								
0607173-17	20.4	1A	MA	1	1	MA								
0607173-18	20.4	1A	MA	1	1	MA								
0607173-19	20.4	1A	MA	1	1	MA								
0607173-20	20.4	1A	MA	1	1	MA								

- Analysis Performed
- PCB
 - B/N SVOA
 - SVOA
 - LL PAH
 - PEST
 - TPH/GC
 - BIS-2
 - PAH

Prepared By: MA Glasswool: MA Glasswool # MA Method # (s): 8270
 CH₂Cl₂ lot # CR 111 NaOH ID# MA
 Hexane lot# MA Na₂SO₄ ID# MA
 Acetone lot# MA
 BATCH ID/Test: MA
 Control #50.0001-0603A
 **Check off column if entire sample used and bottle discarded.

Semi-Volatile Organics Data Package

(LL SIMS)

Semi-Volatile Organics Sample Data

ESS Laboratory

Division of Thielsch Engineering, Inc.

CERTIFICATE OF ANALYSIS

Client Name: MACTEC Engineering & Consulting, Inc.
Client Project ID: Providence Gorham Site
Client Sample ID: SS-SI34 B1
Date Sampled: 07/13/06 10:00
Percent Solids: 82
Initial Volume: 20.8
Final Volume: 1
Extraction Method: 3541

ESS Laboratory Work Order: 0607164
ESS Laboratory Sample ID: 0607164-01
Sample Matrix: Soil
Analyst: JLS
Prepared: 07/14/06

8270C(SIM) Polynuclear Aromatic Hydrocarbons

<u>Analyte</u>	<u>Results</u>	<u>Units</u>	<u>MRL</u>	<u>DF</u>	<u>Analyzed</u>
1-Methylnaphthalene	ND	ug/Kg dry	29.3	1	07/15/06
2-Methylnaphthalene	ND	ug/Kg dry	29.3	1	07/15/06
Acenaphthene	ND	ug/Kg dry	29.3	1	07/15/06
Acenaphthylene	ND	ug/Kg dry	29.3	1	07/15/06
Anthracene	ND	ug/Kg dry	29.3	1	07/15/06
Benzo(a)anthracene	43.4	ug/Kg dry	29.3	1	07/15/06
Benzo(a)pyrene	44.6	ug/Kg dry	29.3	1	07/15/06
Benzo(b)fluoranthene	46.3	ug/Kg dry	29.3	1	07/15/06
Benzo(g,h,i)perylene	ND	ug/Kg dry	29.3	1	07/15/06
Benzo(k)fluoranthene	40.5	ug/Kg dry	29.3	1	07/15/06
Chrysene	42.2	ug/Kg dry	29.3	1	07/15/06
Dibenzo(a,h)Anthracene	ND	ug/Kg dry	29.3	1	07/15/06
Fluoranthene	99.7	ug/Kg dry	29.3	1	07/15/06
Fluorene	ND	ug/Kg dry	29.3	1	07/15/06
Indeno(1,2,3-cd)Pyrene	ND	ug/Kg dry	29.3	1	07/15/06
Naphthalene	ND	ug/Kg dry	29.3	1	07/15/06
Phenanthrene	65.7	ug/Kg dry	29.3	1	07/15/06
Pyrene	68.6	ug/Kg dry	29.3	1	07/15/06

	<u>%Recovery</u>	<u>Qualifier</u>	<u>Limits</u>
Surrogate: 1,2-Dichlorobenzene-d4	60 %		30-130
Surrogate: 2-Fluorobiphenyl	65 %		30-130
Surrogate: Nitrobenzene-d5	64 %		30-130
Surrogate: p-Terphenyl-d14	58 %		30-130

ESS Laboratory

Division of Thielsch Engineering, Inc.

CERTIFICATE OF ANALYSIS

Client Name: MACTEC Engineering & Consulting, Inc.
Client Project ID: Providence Gorham Site
Client Sample ID: SS-SI38 B1
Date Sampled: 07/13/06 13:15
Percent Solids: 81
Initial Volume: 20.4
Final Volume: 1
Extraction Method: 3541

ESS Laboratory Work Order: 0607164
ESS Laboratory Sample ID: 0607164-10
Sample Matrix: Soil
Analyst: JLS
Prepared: 07/14/06

8270C(SIM) Polynuclear Aromatic Hydrocarbons

<u>Analyte</u>	<u>Results</u>	<u>Units</u>	<u>MRL</u>	<u>DF</u>	<u>Analyzed</u>
1-Methylnaphthalene	ND	ug/Kg dry	30.3	1	07/15/06
2-Methylnaphthalene	ND	ug/Kg dry	30.3	1	07/15/06
Acenaphthene	ND	ug/Kg dry	30.3	1	07/15/06
Acenaphthylene	ND	ug/Kg dry	30.3	1	07/15/06
Anthracene	ND	ug/Kg dry	30.3	1	07/15/06
Benzo(a)anthracene	ND	ug/Kg dry	30.3	1	07/15/06
Benzo(a)pyrene	ND	ug/Kg dry	30.3	1	07/15/06
Benzo(b)fluoranthene	ND	ug/Kg dry	30.3	1	07/15/06
Benzo(g,h,i)perylene	ND	ug/Kg dry	30.3	1	07/15/06
Benzo(k)fluoranthene	ND	ug/Kg dry	30.3	1	07/15/06
Chrysene	ND	ug/Kg dry	30.3	1	07/15/06
Dibenzo(a,h)Anthracene	ND	ug/Kg dry	30.3	1	07/15/06
Fluoranthene	ND	ug/Kg dry	30.3	1	07/15/06
Fluorene	ND	ug/Kg dry	30.3	1	07/15/06
Indeno(1,2,3-cd)Pyrene	ND	ug/Kg dry	30.3	1	07/15/06
Naphthalene	ND	ug/Kg dry	30.3	1	07/15/06
Phenanthrene	ND	ug/Kg dry	30.3	1	07/15/06
Pyrene	ND	ug/Kg dry	30.3	1	07/15/06

	<u>%Recovery</u>	<u>Qualifier</u>	<u>Limits</u>
Surrogate: 1,2-Dichlorobenzene-d4	55 %		30-130
Surrogate: 2-Fluorobiphenyl	58 %		30-130
Surrogate: Nitrobenzene-d5	61 %		30-130
Surrogate: p-Terphenyl-d14	55 %		30-130

ESS Laboratory

Division of Thielsch Engineering, Inc.

CERTIFICATE OF ANALYSIS

Client Name: MACTEC Engineering & Consulting, Inc.
Client Project ID: Providence Gorham Site
Client Sample ID: SS-SI38 S1 DUP
Date Sampled: 07/13/06 13:15
Percent Solids: 83
Initial Volume: 20.2
Final Volume: 1
Extraction Method: 3541

ESS Laboratory Work Order: 0607164
ESS Laboratory Sample ID: 0607164-11
Sample Matrix: Soil
Analyst: JLS
Prepared: 07/14/06

8270C(SIM) Polynuclear Aromatic Hydrocarbons

<u>Analyte</u>	<u>Results</u>	<u>Units</u>	<u>MRL</u>	<u>DF</u>	<u>Analyzed</u>
1-Methylnaphthalene	ND	ug/Kg dry	29.8	1	07/15/06
2-Methylnaphthalene	ND	ug/Kg dry	29.8	1	07/15/06
Acenaphthene	ND	ug/Kg dry	29.8	1	07/15/06
Acenaphthylene	ND	ug/Kg dry	29.8	1	07/15/06
Anthracene	ND	ug/Kg dry	29.8	1	07/15/06
Benzo(a)anthracene	ND	ug/Kg dry	29.8	1	07/15/06
Benzo(a)pyrene	ND	ug/Kg dry	29.8	1	07/15/06
Benzo(b)fluoranthene	ND	ug/Kg dry	29.8	1	07/15/06
Benzo(g,h,i)perylene	ND	ug/Kg dry	29.8	1	07/15/06
Benzo(k)fluoranthene	ND	ug/Kg dry	29.8	1	07/15/06
Chrysene	ND	ug/Kg dry	29.8	1	07/15/06
Dibenzo(a,h)Anthracene	ND	ug/Kg dry	29.8	1	07/15/06
Fluoranthene	ND	ug/Kg dry	29.8	1	07/15/06
Fluorene	ND	ug/Kg dry	29.8	1	07/15/06
Indeno(1,2,3-cd)Pyrene	ND	ug/Kg dry	29.8	1	07/15/06
Naphthalene	ND	ug/Kg dry	29.8	1	07/15/06
Phenanthrene	ND	ug/Kg dry	29.8	1	07/15/06
Pyrene	ND	ug/Kg dry	29.8	1	07/15/06

	<u>%Recovery</u>	<u>Qualifier</u>	<u>Limits</u>
Surrogate: 1,2-Dichlorobenzene-d4	61 %		30-130
Surrogate: 2-Fluorobiphenyl	66 %		30-130
Surrogate: Nitrobenzene-d5	66 %		30-130
Surrogate: p-Terphenyl-d14	64 %		30-130

ESS Laboratory

Division of Thielsch Engineering, Inc.

CERTIFICATE OF ANALYSIS

Client Name: MACTEC Engineering & Consulting, Inc.
Client Project ID: Providence Gorham Site
Client Sample ID: SS-SI39 B1
Date Sampled: 07/13/06 13:30
Percent Solids: 80
Initial Volume: 20.6
Final Volume: 1
Extraction Method: 3541

ESS Laboratory Work Order: 0607164
ESS Laboratory Sample ID: 0607164-12
Sample Matrix: Soil
Analyst: JLS
Prepared: 07/14/06

8270C(SIM) Polynuclear Aromatic Hydrocarbons

Analyte	Results	Units	MRL	DF	Analyzed
1-Methylnaphthalene	ND	ug/Kg dry	30.3	1	07/15/06
2-Methylnaphthalene	ND	ug/Kg dry	30.3	1	07/15/06
Acenaphthene	ND	ug/Kg dry	30.3	1	07/15/06
Acenaphthylene	ND	ug/Kg dry	30.3	1	07/15/06
Anthracene	33.4	ug/Kg dry	30.3	1	07/15/06
Benzo(a)anthracene	40.7	ug/Kg dry	30.3	1	07/15/06
Benzo(a)pyrene	ND	ug/Kg dry	30.3	1	07/15/06
Benzo(b)fluoranthene	ND	ug/Kg dry	30.3	1	07/15/06
Benzo(g,h,i)perylene	ND	ug/Kg dry	30.3	1	07/15/06
Benzo(k)fluoranthene	ND	ug/Kg dry	30.3	1	07/15/06
Chrysene	35.2	ug/Kg dry	30.3	1	07/15/06
Dibenzo(a,h)Anthracene	ND	ug/Kg dry	30.3	1	07/15/06
Fluoranthene	88.0	ug/Kg dry	30.3	1	07/15/06
Fluorene	ND	ug/Kg dry	30.3	1	07/15/06
Indeno(1,2,3-cd)Pyrene	ND	ug/Kg dry	30.3	1	07/15/06
Naphthalene	ND	ug/Kg dry	30.3	1	07/15/06
Phenanthrene	112	ug/Kg dry	30.3	1	07/15/06
Pyrene	64.3	ug/Kg dry	30.3	1	07/15/06

	%Recovery	Qualifier	Limits
Surrogate: 1,2-Dichlorobenzene-d4	67 %		30-130
Surrogate: 2-Fluorobiphenyl	73 %		30-130
Surrogate: Nitrobenzene-d5	77 %		30-130
Surrogate: p-Terphenyl-d14	71 %		30-130

ESS Laboratory

Division of Thielsch Engineering, Inc.

CERTIFICATE OF ANALYSIS

Client Name: MACTEC Engineering & Consulting, Inc.
Client Project ID: Providence Gorham Site
Client Sample ID: SS-SI40 B1
Date Sampled: 07/13/06 13:45
Percent Solids: 83
Initial Volume: 19.7
Final Volume: 1
Extraction Method: 3541

ESS Laboratory Work Order: 0607164
ESS Laboratory Sample ID: 0607164-13
Sample Matrix: Soil
Analyst: JLS
Prepared: 07/14/06

8270C(SIM) Polynuclear Aromatic Hydrocarbons

Analyte	Results	Units	MRL	DF	Analyzed
1-Methylnaphthalene	33.6	ug/Kg dry	30.6	1	07/15/06
2-Methylnaphthalene	46.5	ug/Kg dry	30.6	1	07/15/06
Acenaphthene	104	ug/Kg dry	30.6	1	07/15/06
Acenaphthylene	ND	ug/Kg dry	30.6	1	07/15/06
Anthracene	295	ug/Kg dry	30.6	1	07/15/06
Benzo(a)anthracene	E 796	ug/Kg dry	30.6	1	07/15/06
Benzo(a)pyrene	E 694	ug/Kg dry	30.6	1	07/15/06
Benzo(b)fluoranthene	E 800	ug/Kg dry	30.6	1	07/15/06
Benzo(g,h,i)perylene	144	ug/Kg dry	30.6	1	07/15/06
Benzo(k)fluoranthene	ND	ug/Kg dry	30.6	1	07/15/06
Chrysene	E 687	ug/Kg dry	30.6	1	07/15/06
Dibenzo(a,h)Anthracene	52.6	ug/Kg dry	30.6	1	07/15/06
Fluoranthene	E 1590	ug/Kg dry	30.6	1	07/15/06
Fluorene	140	ug/Kg dry	30.6	1	07/15/06
Indeno(1,2,3-cd)Pyrene	154	ug/Kg dry	30.6	1	07/15/06
Naphthalene	120	ug/Kg dry	30.6	1	07/15/06
Phenanthrene	E 1420	ug/Kg dry	30.6	1	07/15/06
Pyrene	E 1340	ug/Kg dry	30.6	1	07/15/06

	%Recovery	Qualifier	Limits
Surrogate: 1,2-Dichlorobenzene-d4	49 %		30-130
Surrogate: 2-Fluorobiphenyl	54 %		30-130
Surrogate: Nitrobenzene-d5	55 %		30-130
Surrogate: p-Terphenyl-d14	55 %		30-130

REVISED

AUG 02 2006

ESS Laboratory

Division of Thielsch Engineering, Inc.

CERTIFICATE OF ANALYSIS

Client Name: MACTEC Engineering & Consulting, Inc.
Client Project ID: Providence Gorham Site
Client Sample ID: SS-SI40 B1
Date Sampled: 07/13/06 13:45
Percent Solids: 83
Initial Volume: 19.7
Final Volume: 1
Extraction Method: 3541

ESS Laboratory Work Order: 0607164
ESS Laboratory Sample ID: 0607164-13RE1
Sample Matrix: Soil
Analyst: JLS
Prepared: 07/14/06

8270C(SIM) Polynuclear Aromatic Hydrocarbons

<u>Analyte</u>	<u>Results</u>	<u>Units</u>	<u>MRL</u>	<u>DF</u>	<u>Analyzed</u>
1-Methylnaphthalene	ND	ug/Kg dry	153	5	07/19/06
2-Methylnaphthalene	ND	ug/Kg dry	153	5	07/19/06
Acenaphthene	ND	ug/Kg dry	153	5	07/19/06
Acenaphthylene	ND	ug/Kg dry	153	5	07/19/06
Anthracene	309	ug/Kg dry	153	5	07/19/06
Benzo(a)anthracene	654	ug/Kg dry	153	5	07/19/06
Benzo(a)pyrene	593	ug/Kg dry	153	5	07/19/06
Benzo(b)fluoranthene	679	ug/Kg dry	153	5	07/19/06
Benzo(g,h,i)perylene	ND	ug/Kg dry	153	5	07/19/06
Benzo(k)fluoranthene	ND	ug/Kg dry	153	5	07/19/06
Chrysene	581	ug/Kg dry	153	5	07/19/06
Dibenzo(a,h)Anthracene	ND	ug/Kg dry	153	5	07/19/06
Fluoranthene	1600	ug/Kg dry	153	5	07/19/06
Fluorene	ND	ug/Kg dry	153	5	07/19/06
Indeno(1,2,3-cd)Pyrene	ND	ug/Kg dry	153	5	07/19/06
Naphthalene	ND	ug/Kg dry	153	5	07/19/06
Phenanthrene	1240	ug/Kg dry	153	5	07/19/06
Pyrene	1240	ug/Kg dry	153	5	07/19/06

	<u>%Recovery</u>	<u>Qualifier</u>	<u>Limits</u>
Surrogate: 1,2-Dichlorobenzene-d4	51 %		30-130
Surrogate: 2-Fluorobiphenyl	47 %		30-130
Surrogate: Nitrobenzene-d5	51 %		30-130
Surrogate: p-Terphenyl-d14	52 %		30-130

ESS Laboratory

Division of Thielsch Engineering, Inc.

CERTIFICATE OF ANALYSIS

Client Name: MACTEC Engineering & Consulting, Inc.
Client Project ID: Providence Gorham Site
Client Sample ID: SS-SI41 B1
Date Sampled: 07/13/06 14:00
Percent Solids: 32
Initial Volume: 20.4
Final Volume: 1
Extraction Method: 3541

ESS Laboratory Work Order: 0607164
ESS Laboratory Sample ID: 0607164-14
Sample Matrix: Soil
Analyst: JLS
Prepared: 07/14/06

8270C(SIM) Polynuclear Aromatic Hydrocarbons

<u>Analyte</u>	<u>Results</u>	<u>Units</u>	<u>MRL</u>	<u>DF</u>	<u>Analyzed</u>
1-Methylnaphthalene	ND	ug/Kg dry	76.6	1	07/15/06
2-Methylnaphthalene	ND	ug/Kg dry	76.6	1	07/15/06
Acenaphthene	135	ug/Kg dry	76.6	1	07/15/06
Acenaphthylene	ND	ug/Kg dry	76.6	1	07/15/06
Anthracene	328	ug/Kg dry	76.6	1	07/15/06
Benzo(a)anthracene	564	ug/Kg dry	76.6	1	07/15/06
Benzo(a)pyrene	444	ug/Kg dry	76.6	1	07/15/06
Benzo(b)fluoranthene	561	ug/Kg dry	76.6	1	07/15/06
Benzo(g,h,i)perylene	95.0	ug/Kg dry	76.6	1	07/15/06
Benzo(k)fluoranthene	ND	ug/Kg dry	76.6	1	07/15/06
Chrysene	506	ug/Kg dry	76.6	1	07/15/06
Dibenzo(a,h)Anthracene	ND	ug/Kg dry	76.6	1	07/15/06
Fluoranthene	1210	ug/Kg dry	76.6	1	07/15/06
Fluorene	165	ug/Kg dry	76.6	1	07/15/06
Indeno(1,2,3-cd)Pyrene	103	ug/Kg dry	76.6	1	07/15/06
Naphthalene	191	ug/Kg dry	76.6	1	07/15/06
Phenanthrene	1200	ug/Kg dry	76.6	1	07/15/06
Pyrene	887	ug/Kg dry	76.6	1	07/15/06

	<u>%Recovery</u>	<u>Qualifier</u>	<u>Limits</u>
Surrogate: 1,2-Dichlorobenzene-d4	50 %		30-130
Surrogate: 2-Fluorobiphenyl	61 %		30-130
Surrogate: Nitrobenzene-d5	54 %		30-130
Surrogate: p-Terphenyl-d14	63 %		30-130

ESS Laboratory

Division of Thielsch Engineering, Inc.

CERTIFICATE OF ANALYSIS

Client Name: MACTEC Engineering & Consulting, Inc.
 Client Project ID: Providence Gorham Site
 Client Sample ID: SS-SI42 B1
 Date Sampled: 07/13/06 14:15
 Percent Solids: 83
 Initial Volume: 19
 Final Volume: 1
 Extraction Method: 3541

ESS Laboratory Work Order: 0607164
 ESS Laboratory Sample ID: 0607164-15
 Sample Matrix: Soil
 Analyst: JLS
 Prepared: 07/17/06

8270C(SIM) Polynuclear Aromatic Hydrocarbons

Analyte	Results	Units	MRL	DF	Analyzed
1-Methylnaphthalene	ND	ug/Kg dry	31.7	1	07/19/06
2-Methylnaphthalene	ND	ug/Kg dry	31.7	1	07/19/06
Acenaphthene	ND	ug/Kg dry	31.7	1	07/19/06
Acenaphthylene	ND	ug/Kg dry	31.7	1	07/19/06
Anthracene	ND	ug/Kg dry	31.7	1	07/19/06
Benzo(a)anthracene	ND	ug/Kg dry	31.7	1	07/19/06
Benzo(a)pyrene	ND	ug/Kg dry	31.7	1	07/19/06
Benzo(b)fluoranthene	ND	ug/Kg dry	31.7	1	07/19/06
Benzo(g,h,i)perylene	ND	ug/Kg dry	31.7	1	07/19/06
Benzo(k)fluoranthene	ND	ug/Kg dry	31.7	1	07/19/06
Chrysene	ND	ug/Kg dry	31.7	1	07/19/06
Dibenzo(a,h)Anthracene	ND	ug/Kg dry	31.7	1	07/19/06
Fluoranthene	ND	ug/Kg dry	31.7	1	07/19/06
Fluorene	ND	ug/Kg dry	31.7	1	07/19/06
Indeno(1,2,3-cd)Pyrene	ND	ug/Kg dry	31.7	1	07/19/06
Naphthalene	ND	ug/Kg dry	31.7	1	07/19/06
Phenanthrene	ND	ug/Kg dry	31.7	1	07/19/06
Pyrene	ND	ug/Kg dry	31.7	1	07/19/06

	%Recovery	Qualifier	Limits
Surrogate: 1,2-Dichlorobenzene-d4	60 %		30-130
Surrogate: 2-Fluorobiphenyl	62 %		30-130
Surrogate: Nitrobenzene-d5	65 %		30-130
Surrogate: p-Terphenyl-d14	57 %		30-130

ESS Laboratory

Division of Thielsch Engineering, Inc.

CERTIFICATE OF ANALYSIS

Client Name: MACTEC Engineering & Consulting, Inc.

Client Project ID: Providence Gorham Site

Client Sample ID: SS-SI42 DUP

Date Sampled: 07/13/06 14:15

Percent Solids: 82

Initial Volume: 19.2

Final Volume: 1

Extraction Method: 3541

ESS Laboratory Work Order: 0607164

ESS Laboratory Sample ID: 0607164-16

Sample Matrix: Soil

Analyst: JLS

Prepared: 07/14/06

8270C(SIM) Polynuclear Aromatic Hydrocarbons

<u>Analyte</u>	<u>Results</u>	<u>Units</u>	<u>MRL</u>	<u>DF</u>	<u>Analyzed</u>
1-Methylnaphthalene	ND	ug/Kg dry	31.8	1	07/15/06
2-Methylnaphthalene	ND	ug/Kg dry	31.8	1	07/15/06
Acenaphthene	ND	ug/Kg dry	31.8	1	07/15/06
Acenaphthylene	ND	ug/Kg dry	31.8	1	07/15/06
Anthracene	ND	ug/Kg dry	31.8	1	07/15/06
Benzo(a)anthracene	ND	ug/Kg dry	31.8	1	07/15/06
Benzo(a)pyrene	ND	ug/Kg dry	31.8	1	07/15/06
Benzo(b)fluoranthene	ND	ug/Kg dry	31.8	1	07/15/06
Benzo(g,h,i)perylene	ND	ug/Kg dry	31.8	1	07/15/06
Benzo(k)fluoranthene	ND	ug/Kg dry	31.8	1	07/15/06
Chrysene	ND	ug/Kg dry	31.8	1	07/15/06
Dibenzo(a,h)Anthracene	ND	ug/Kg dry	31.8	1	07/15/06
Fluoranthene	ND	ug/Kg dry	31.8	1	07/15/06
Fluorene	ND	ug/Kg dry	31.8	1	07/15/06
Indeno(1,2,3-cd)Pyrene	ND	ug/Kg dry	31.8	1	07/15/06
Naphthalene	ND	ug/Kg dry	31.8	1	07/15/06
Phenanthrene	ND	ug/Kg dry	31.8	1	07/15/06
Pyrene	ND	ug/Kg dry	31.8	1	07/15/06

	<u>%Recovery</u>	<u>Qualifier</u>	<u>Limits</u>
Surrogate: 1,2-Dichlorobenzene-d4	57 %		30-130
Surrogate: 2-Fluorobiphenyl	61 %		30-130
Surrogate: Nitrobenzene-d5	62 %		30-130
Surrogate: p-Terphenyl-d14	62 %		30-130

ESS Laboratory

Division of Thielsch Engineering, Inc.

CERTIFICATE OF ANALYSIS

Client Name: MACTEC Engineering & Consulting, Inc.
Client Project ID: Providence Gorham Site
Client Sample ID: SS-SI43 B1
Date Sampled: 07/13/06 14:30
Percent Solids: 89
Initial Volume: 19.1
Final Volume: 1
Extraction Method: 3541

ESS Laboratory Work Order: 0607164
ESS Laboratory Sample ID: 0607164-17
Sample Matrix: Soil
Analyst: JLS
Prepared: 07/14/06

8270C(SIM) Polynuclear Aromatic Hydrocarbons

<u>Analyte</u>	<u>Results</u>	<u>Units</u>	<u>MRL</u>	<u>DF</u>	<u>Analyzed</u>
1-Methylnaphthalene	ND	ug/Kg dry	29.4	1	07/15/06
2-Methylnaphthalene	ND	ug/Kg dry	29.4	1	07/15/06
Acenaphthene	ND	ug/Kg dry	29.4	1	07/15/06
Acenaphthylene	ND	ug/Kg dry	29.4	1	07/15/06
Anthracene	ND	ug/Kg dry	29.4	1	07/15/06
Benzo(a)anthracene	44.1	ug/Kg dry	29.4	1	07/15/06
Benzo(a)pyrene	49.4	ug/Kg dry	29.4	1	07/15/06
Benzo(b)fluoranthene	52.9	ug/Kg dry	29.4	1	07/15/06
Benzo(g,h,i)perylene	ND	ug/Kg dry	29.4	1	07/15/06
Benzo(k)fluoranthene	47.1	ug/Kg dry	29.4	1	07/15/06
Chrysene	44.7	ug/Kg dry	29.4	1	07/15/06
Dibenzo(a,h)Anthracene	ND	ug/Kg dry	29.4	1	07/15/06
Fluoranthene	84.1	ug/Kg dry	29.4	1	07/15/06
Fluorene	ND	ug/Kg dry	29.4	1	07/15/06
Indeno(1,2,3-cd)Pyrene	ND	ug/Kg dry	29.4	1	07/15/06
Naphthalene	ND	ug/Kg dry	29.4	1	07/15/06
Phenanthrene	40.0	ug/Kg dry	29.4	1	07/15/06
Pyrene	66.5	ug/Kg dry	29.4	1	07/15/06

	<u>%Recovery</u>	<u>Qualifier</u>	<u>Limits</u>
Surrogate: 1,2-Dichlorobenzene-d4	59 %		30-130
Surrogate: 2-Fluorobiphenyl	65 %		30-130
Surrogate: Nitrobenzene-d5	65 %		30-130
Surrogate: p-Terphenyl-d14	62 %		30-130

ESS Laboratory

Division of Thielsch Engineering, Inc.

CERTIFICATE OF ANALYSIS

Client Name: MACTEC Engineering & Consulting, Inc.
 Client Project ID: Providence Gorham Site
 Client Sample ID: SS-SI45 B1
 Date Sampled: 07/13/06 15:15
 Percent Solids: 84
 Initial Volume: 20.4
 Final Volume: 1
 Extraction Method: 3541

ESS Laboratory Work Order: 0607164
 ESS Laboratory Sample ID: 0607164-19
 Sample Matrix: Soil
 Analyst: JLS
 Prepared: 07/14/06

8270C(SIM) Polynuclear Aromatic Hydrocarbons

Analyte	Results	Units	MRL	DF	Analyzed
1-Methylnaphthalene	ND	ug/Kg dry	29.2	1	07/15/06
2-Methylnaphthalene	ND	ug/Kg dry	29.2	1	07/15/06
Acenaphthene	ND	ug/Kg dry	29.2	1	07/15/06
Acenaphthylene	ND	ug/Kg dry	29.2	1	07/15/06
Anthracene	ND	ug/Kg dry	29.2	1	07/15/06
Benzo(a)anthracene	ND	ug/Kg dry	29.2	1	07/15/06
Benzo(a)pyrene	ND	ug/Kg dry	29.2	1	07/15/06
Benzo(b)fluoranthene	ND	ug/Kg dry	29.2	1	07/15/06
Benzo(g,h,i)perylene	ND	ug/Kg dry	29.2	1	07/15/06
Benzo(k)fluoranthene	ND	ug/Kg dry	29.2	1	07/15/06
Chrysene	ND	ug/Kg dry	29.2	1	07/15/06
Dibenzo(a,h)Anthracene	ND	ug/Kg dry	29.2	1	07/15/06
Fluoranthene	ND	ug/Kg dry	29.2	1	07/15/06
Fluorene	ND	ug/Kg dry	29.2	1	07/15/06
Indeno(1,2,3-cd)Pyrene	ND	ug/Kg dry	29.2	1	07/15/06
Naphthalene	ND	ug/Kg dry	29.2	1	07/15/06
Phenanthrene	ND	ug/Kg dry	29.2	1	07/15/06
Pyrene	ND	ug/Kg dry	29.2	1	07/15/06

	%Recovery	Qualifier	Limits
Surrogate: 1,2-Dichlorobenzene-d4	65 %		30-130
Surrogate: 2-Fluorobiphenyl	71 %		30-130
Surrogate: Nitrobenzene-d5	72 %		30-130
Surrogate: p-Terphenyl-d14	70 %		30-130

ESS Laboratory

Division of Thielsch Engineering, Inc.

CERTIFICATE OF ANALYSIS

Client Name: MACTEC Engineering & Consulting, Inc.
Client Project ID: Providence Gorham Site
Client Sample ID: SS-SI46 B1
Date Sampled: 07/13/06 15:30
Percent Solids: 82
Initial Volume: 20.2
Final Volume: 1
Extraction Method: 3541

ESS Laboratory Work Order: 0607164
ESS Laboratory Sample ID: 0607164-20
Sample Matrix: Soil
Analyst: JLS
Prepared: 07/14/06

8270C(SIM) Polynuclear Aromatic Hydrocarbons

<u>Analyte</u>	<u>Results</u>	<u>Units</u>	<u>MRL</u>	<u>DF</u>	<u>Analyzed</u>
1-Methylnaphthalene	ND	ug/Kg dry	30.2	1	07/15/06
2-Methylnaphthalene	ND	ug/Kg dry	30.2	1	07/15/06
Acenaphthene	ND	ug/Kg dry	30.2	1	07/15/06
Acenaphthylene	ND	ug/Kg dry	30.2	1	07/15/06
Anthracene	ND	ug/Kg dry	30.2	1	07/15/06
Benzo(a)anthracene	ND	ug/Kg dry	30.2	1	07/15/06
Benzo(a)pyrene	ND	ug/Kg dry	30.2	1	07/15/06
Benzo(b)fluoranthene	ND	ug/Kg dry	30.2	1	07/15/06
Benzo(g,h,i)perylene	ND	ug/Kg dry	30.2	1	07/15/06
Benzo(k)fluoranthene	ND	ug/Kg dry	30.2	1	07/15/06
Chrysene	ND	ug/Kg dry	30.2	1	07/15/06
Dibenzo(a,h)Anthracene	ND	ug/Kg dry	30.2	1	07/15/06
Fluoranthene	ND	ug/Kg dry	30.2	1	07/15/06
Fluorene	ND	ug/Kg dry	30.2	1	07/15/06
Indeno(1,2,3-cd)Pyrene	ND	ug/Kg dry	30.2	1	07/15/06
Naphthalene	ND	ug/Kg dry	30.2	1	07/15/06
Phenanthrene	ND	ug/Kg dry	30.2	1	07/15/06
Pyrene	ND	ug/Kg dry	30.2	1	07/15/06

	<u>%Recovery</u>	<u>Qualifier</u>	<u>Limits</u>
Surrogate: 1,2-Dichlorobenzene-d4	54 %		30-130
Surrogate: 2-Fluorobiphenyl	58 %		30-130
Surrogate: Nitrobenzene-d5	58 %		30-130
Surrogate: p-Terphenyl-d14	56 %		30-130

ESS Laboratory

Division of Thielsch Engineering, Inc.

CERTIFICATE OF ANALYSIS

Client Name: MACTEC Engineering & Consulting, Inc.
Client Project ID: Providence Gorham Site
Client Sample ID: SS-SI48
Date Sampled: 07/13/06 16:00
Percent Solids: 67
Initial Volume: 20
Final Volume: 1
Extraction Method: 3541

ESS Laboratory Work Order: 0607164
ESS Laboratory Sample ID: 0607164-22
Sample Matrix: Soil
Analyst: JLS
Prepared: 07/15/06

8270C(SIM) Polynuclear Aromatic Hydrocarbons

<u>Analyte</u>		<u>Results</u>	<u>Units</u>	<u>MRL</u>	<u>DF</u>	<u>Analyzed</u>
1-Methylnaphthalene		ND	ug/Kg dry	37.3	1	07/17/06
2-Methylnaphthalene		ND	ug/Kg dry	37.3	1	07/17/06
Acenaphthene		96.3	ug/Kg dry	37.3	1	07/17/06
Acenaphthylene		ND	ug/Kg dry	37.3	1	07/17/06
Anthracene		222	ug/Kg dry	37.3	1	07/17/06
Benzo(a)anthracene	E	743	ug/Kg dry	37.3	1	07/17/06
Benzo(a)pyrene	E	616	ug/Kg dry	37.3	1	07/17/06
Benzo(b)fluoranthene	E	922	ug/Kg dry	37.3	1	07/17/06
Benzo(g,h,i)perylene		122	ug/Kg dry	37.3	1	07/17/06
Benzo(k)fluoranthene		ND	ug/Kg dry	37.3	1	07/17/06
Chrysene	E	728	ug/Kg dry	37.3	1	07/17/06
Dibenzo(a,h)Anthracene		53.0	ug/Kg dry	37.3	1	07/17/06
Fluoranthene	E	1380	ug/Kg dry	37.3	1	07/17/06
Fluorene		104	ug/Kg dry	37.3	1	07/17/06
Indeno(1,2,3-cd)Pyrene		133	ug/Kg dry	37.3	1	07/17/06
Naphthalene		ND	ug/Kg dry	37.3	1	07/17/06
Phenanthrene	E	1200	ug/Kg dry	37.3	1	07/17/06
Pyrene	E	1220	ug/Kg dry	37.3	1	07/17/06

	<u>%Recovery</u>	<u>Qualifier</u>	<u>Limits</u>
Surrogate: 1,2-Dichlorobenzene-d4	62 %		30-130
Surrogate: 2-Fluorobiphenyl	74 %		30-130
Surrogate: Nitrobenzene-d5	72 %		30-130
Surrogate: p-Terphenyl-d14	68 %		30-130

REVISED

AUG 02 2006

ESS Laboratory

Division of Thielsch Engineering, Inc.

CERTIFICATE OF ANALYSIS

Client Name: MACTEC Engineering & Consulting, Inc.
Client Project ID: Providence Gorham Site
Client Sample ID: SS-SI48
Date Sampled: 07/13/06 16:00
Percent Solids: 67
Initial Volume: 20
Final Volume: 1
Extraction Method: 3541

ESS Laboratory Work Order: 0607164
ESS Laboratory Sample ID: 0607164-22RE1
Sample Matrix: Soil
Analyst: JLS
Prepared: 07/15/06

8270C(SIM) Polynuclear Aromatic Hydrocarbons

Analyte	Results	Units	MRL	DF	Analyzed
1-Methylnaphthalene	ND	ug/Kg dry	187	5	07/19/06
2-Methylnaphthalene	ND	ug/Kg dry	187	5	07/19/06
Acenaphthene	ND	ug/Kg dry	187	5	07/19/06
Acenaphthylene	ND	ug/Kg dry	187	5	07/19/06
Anthracene	257	ug/Kg dry	187	5	07/19/06
Benzo(a)anthracene	634	ug/Kg dry	187	5	07/19/06
Benzo(a)pyrene	571	ug/Kg dry	187	5	07/19/06
Benzo(b)fluoranthene	802	ug/Kg dry	187	5	07/19/06
Benzo(g,h,i)perylene	ND	ug/Kg dry	187	5	07/19/06
Benzo(k)fluoranthene	578	ug/Kg dry	187	5	07/19/06
Chrysene	657	ug/Kg dry	187	5	07/19/06
Dibenzo(a,h)Anthracene	ND	ug/Kg dry	187	5	07/19/06
Fluoranthene	1530	ug/Kg dry	187	5	07/19/06
Fluorene	ND	ug/Kg dry	187	5	07/19/06
Indeno(1,2,3-cd)Pyrene	ND	ug/Kg dry	187	5	07/19/06
Naphthalene	ND	ug/Kg dry	187	5	07/19/06
Phenanthrene	1160	ug/Kg dry	187	5	07/19/06
Pyrene	1160	ug/Kg dry	187	5	07/19/06

	%Recovery	Qualifier	Limits
Surrogate: 1,2-Dichlorobenzene-d4	74 %		30-130
Surrogate: 2-Fluorobiphenyl	71 %		30-130
Surrogate: Nitrobenzene-d5	72 %		30-130
Surrogate: p-Terphenyl-d14	68 %		30-130

ESS Laboratory

Division of Thielsch Engineering, Inc.

CERTIFICATE OF ANALYSIS

Client Name: MACTEC Engineering & Consulting, Inc.
 Client Project ID: Providence Gorham Site
 Client Sample ID: SS-SI50
 Date Sampled: 07/13/06 16:30
 Percent Solids: 82
 Initial Volume: 20
 Final Volume: 1
 Extraction Method: 3541

ESS Laboratory Work Order: 0607164
 ESS Laboratory Sample ID: 0607164-24
 Sample Matrix: Soil
 Analyst: JLS
 Prepared: 07/15/06

8270C(SIM) Polynuclear Aromatic Hydrocarbons

Analyte	Results	Units	MRL	DF	Analyzed
1-Methylnaphthalene	ND	ug/Kg dry	30.5	1	07/17/06
2-Methylnaphthalene	ND	ug/Kg dry	30.5	1	07/17/06
Acenaphthene	ND	ug/Kg dry	30.5	1	07/17/06
Acenaphthylene	ND	ug/Kg dry	30.5	1	07/17/06
Anthracene	56.1	ug/Kg dry	30.5	1	07/17/06
Benzo(a)anthracene	167	ug/Kg dry	30.5	1	07/17/06
Benzo(a)pyrene	142	ug/Kg dry	30.5	1	07/17/06
Benzo(b)fluoranthene	138	ug/Kg dry	30.5	1	07/17/06
Benzo(g,h,i)perylene	39.6	ug/Kg dry	30.5	1	07/17/06
Benzo(k)fluoranthene	ND	ug/Kg dry	30.5	1	07/17/06
Chrysene	159	ug/Kg dry	30.5	1	07/17/06
Dibenzo(a,h)Anthracene	ND	ug/Kg dry	30.5	1	07/17/06
Fluoranthene	257	ug/Kg dry	30.5	1	07/17/06
Fluorene	ND	ug/Kg dry	30.5	1	07/17/06
Indeno(1,2,3-cd)Pyrene	41.5	ug/Kg dry	30.5	1	07/17/06
Naphthalene	ND	ug/Kg dry	30.5	1	07/17/06
Phenanthrene	270	ug/Kg dry	30.5	1	07/17/06
Pyrene	275	ug/Kg dry	30.5	1	07/17/06

	%Recovery	Qualifier	Limits
Surrogate: 1,2-Dichlorobenzene-d4	56 %		30-130
Surrogate: 2-Fluorobiphenyl	62 %		30-130
Surrogate: Nitrobenzene-d5	61 %		30-130
Surrogate: p-Terphenyl-d14	66 %		30-130

Semi-Volatile Organics Quality Control Data

ESS Laboratory

Division of Thielsch Engineering, Inc.

CERTIFICATE OF ANALYSIS

Client Name: MACTEC Engineering & Consulting, Inc.
Client Project ID: Providence Gorham Site

ESS Laboratory Work Order: 0607164

Quality Control Data

Analyte	Result	MRL	Units	Spike Level	Source Result	%REC	%REC Limits	RPD	RPD Limit	Qualifier
---------	--------	-----	-------	-------------	---------------	------	-------------	-----	-----------	-----------

8270C Polynuclear Aromatic Hydrocarbons

Batch BG61704 - 3541

LCS Dup

2-Methylnaphthalene	3730	500	ug/Kg wet	5000		75	40-140	3	30	
Acenaphthene	3910	500	ug/Kg wet	5000		78	40-140	1	30	
Acenaphthylene	3630	500	ug/Kg wet	5000		73	40-140	3	30	
Anthracene	3880	500	ug/Kg wet	5000		78	40-140	1	30	
Benzo(a)anthracene	3980	500	ug/Kg wet	5000		80	40-140	0	30	
Benzo(a)pyrene	4090	500	ug/Kg wet	5000		82	40-140	2	30	
Benzo(b)fluoranthene	4230	500	ug/Kg wet	5000		85	40-140	0	30	
Benzo(g,h,i)perylene	5000	500	ug/Kg wet	5000		100	40-140	1	30	
Benzo(k)fluoranthene	3910	500	ug/Kg wet	5000		78	40-140	3	30	
Chrysene	3950	500	ug/Kg wet	5000		79	40-140	1	30	
Dibenzo(a,h)Anthracene	4850	500	ug/Kg wet	5000		97	40-140	1	30	
Fluoranthene	4180	500	ug/Kg wet	5000		84	40-140	1	30	
Fluorene	3970	500	ug/Kg wet	5000		79	40-140	1	30	
Indeno(1,2,3-cd)Pyrene	5010	500	ug/Kg wet	5000		100	40-140	0	30	
Naphthalene	3770	500	ug/Kg wet	5000		75	40-140	4	30	
Phenanthrene	3830	500	ug/Kg wet	5000		77	40-140	1	30	
Pyrene	3900	500	ug/Kg wet	5000		78	40-140	1	30	

Surrogate: 1,2-Dichlorobenzene-d4	3780		ug/Kg wet	5000		76	30-130			
Surrogate: 2-Fluorobiphenyl	3740		ug/Kg wet	5000		75	30-130			
Surrogate: Nitrobenzene-d5	3710		ug/Kg wet	5000		74	30-130			
Surrogate: p-Terphenyl-d14	3900		ug/Kg wet	5000		78	30-130			

8270C(SIM) Polynuclear Aromatic Hydrocarbons

Batch BG62039 - 3541

Blank

1-Methylnaphthalene	ND	25.0	ug/Kg wet							
2-Methylnaphthalene	ND	25.0	ug/Kg wet							
Acenaphthene	ND	25.0	ug/Kg wet							
Acenaphthylene	ND	25.0	ug/Kg wet							
Anthracene	ND	25.0	ug/Kg wet							
Benzo(a)anthracene	ND	25.0	ug/Kg wet							
Benzo(a)pyrene	ND	25.0	ug/Kg wet							
Benzo(b)fluoranthene	ND	25.0	ug/Kg wet							
Benzo(g,h,i)perylene	ND	25.0	ug/Kg wet							
Benzo(k)fluoranthene	ND	25.0	ug/Kg wet							
Chrysene	ND	25.0	ug/Kg wet							
Dibenzo(a,h)Anthracene	ND	25.0	ug/Kg wet							
Fluoranthene	ND	25.0	ug/Kg wet							
Fluorene	ND	25.0	ug/Kg wet							
Indeno(1,2,3-cd)Pyrene	ND	25.0	ug/Kg wet							
Naphthalene	ND	25.0	ug/Kg wet							
Phenanthrene	ND	25.0	ug/Kg wet							
Pyrene	ND	25.0	ug/Kg wet							

Surrogate: 1,2-Dichlorobenzene-d4	3650		ug/Kg wet	5000		73	30-130			
-----------------------------------	------	--	-----------	------	--	----	--------	--	--	--

ESS Laboratory

Division of Thielsch Engineering, Inc.

CERTIFICATE OF ANALYSIS

Client Name: MACTEC Engineering & Consulting, Inc.
Client Project ID: Providence Gorham Site

ESS Laboratory Work Order: 0607164

Quality Control Data

Analyte	Result	MRL	Units	Spike Level	Source Result	%REC	%REC Limits	RPD	RPD Limit	Qualifier
8270C(SIM) Polynuclear Aromatic Hydrocarbons										
Batch BG62039 - 3541										
<i>Surrogate: 2-Fluorobiphenyl</i>	3940		ug/Kg wet	5000		79	30-130			
<i>Surrogate: Nitrobenzene-d5</i>	4180		ug/Kg wet	5000		84	30-130			
<i>Surrogate: p-Terphenyl-d14</i>	4670		ug/Kg wet	5000		93	30-130			
LCS										
2-Methylnaphthalene	104	25.0	ug/Kg wet	125		83	40-140			
Acenaphthene	93.5	25.0	ug/Kg wet	125		75	40-140			
Acenaphthylene	87.5	25.0	ug/Kg wet	125		70	40-140			
Anthracene	90.0	25.0	ug/Kg wet	125		72	40-140			
Benzo(a)anthracene	97.5	25.0	ug/Kg wet	125		78	40-140			
Benzo(a)pyrene	95.0	25.0	ug/Kg wet	125		76	40-140			
Benzo(b)fluoranthene	96.5	25.0	ug/Kg wet	125		77	40-140			
Benzo(g,h,i)perylene	81.0	25.0	ug/Kg wet	125		65	40-140			
Benzo(k)fluoranthene	88.5	25.0	ug/Kg wet	125		71	40-140			
Chrysene	93.0	25.0	ug/Kg wet	125		74	40-140			
Dibenzo(a,h)Anthracene	81.5	25.0	ug/Kg wet	125		65	40-140			
Fluoranthene	91.0	25.0	ug/Kg wet	125		73	40-140			
Fluorene	96.5	25.0	ug/Kg wet	125		77	40-140			
Indeno(1,2,3-cd)Pyrene	82.5	25.0	ug/Kg wet	125		66	40-140			
Naphthalene	104	25.0	ug/Kg wet	125		83	40-140			
Phenanthrene	97.5	25.0	ug/Kg wet	125		78	40-140			
Pyrene	104	25.0	ug/Kg wet	125		83	40-140			
<i>Surrogate: 1,2-Dichlorobenzene-d4</i>	109		ug/Kg wet	125		87	30-130			
<i>Surrogate: 2-Fluorobiphenyl</i>	93.0		ug/Kg wet	125		74	30-130			
<i>Surrogate: Nitrobenzene-d5</i>	96.5		ug/Kg wet	125		77	30-130			
<i>Surrogate: p-Terphenyl-d14</i>	97.5		ug/Kg wet	125		78	30-130			
LCS Dup										
2-Methylnaphthalene	93.5	25.0	ug/Kg wet	125		75	40-140	10	30	
Acenaphthene	87.5	25.0	ug/Kg wet	125		70	40-140	7	30	
Acenaphthylene	81.5	25.0	ug/Kg wet	125		65	40-140	7	30	
Anthracene	83.0	25.0	ug/Kg wet	125		66	40-140	9	30	
Benzo(a)anthracene	91.0	25.0	ug/Kg wet	125		73	40-140	7	30	
Benzo(a)pyrene	88.5	25.0	ug/Kg wet	125		71	40-140	7	30	
Benzo(b)fluoranthene	95.5	25.0	ug/Kg wet	125		76	40-140	1	30	
Benzo(g,h,i)perylene	74.0	25.0	ug/Kg wet	125		59	40-140	10	30	
Benzo(k)fluoranthene	87.0	25.0	ug/Kg wet	125		70	40-140	1	30	
Chrysene	88.0	25.0	ug/Kg wet	125		70	40-140	6	30	
Dibenzo(a,h)Anthracene	75.0	25.0	ug/Kg wet	125		60	40-140	8	30	
Fluoranthene	84.0	25.0	ug/Kg wet	125		67	40-140	9	30	
Fluorene	89.5	25.0	ug/Kg wet	125		72	40-140	7	30	
Indeno(1,2,3-cd)Pyrene	75.0	25.0	ug/Kg wet	125		60	40-140	10	30	
Naphthalene	94.0	25.0	ug/Kg wet	125		75	40-140	10	30	
Phenanthrene	89.5	25.0	ug/Kg wet	125		72	40-140	8	30	
Pyrene	96.5	25.0	ug/Kg wet	125		79	40-140	5	30	
<i>Surrogate: 1,2-Dichlorobenzene-d4</i>	113		ug/Kg wet	125		90	30-130			

ESS Laboratory

Division of Thielsch Engineering, Inc.

CERTIFICATE OF ANALYSIS

Client Name: MACTEC Engineering & Consulting, Inc.
Client Project ID: Providence Gorham Site

ESS Laboratory Work Order: 0607164

Quality Control Data

Analyte	Result	MRL	Units	Spike Level	Source Result	%REC	%REC Limits	RPD	RPD Limit	Qualifier
8270C(SIM) Polynuclear Aromatic Hydrocarbons										
Batch BG62039 - 3541										
Surrogate: 2-Fluorobiphenyl	100		ug/Kg wet	125		80	30-130			
Surrogate: Nitrobenzene-d5	102		ug/Kg wet	125		82	30-130			
Surrogate: p-Terphenyl-d14	104		ug/Kg wet	125		83	30-130			
Batch BG62134 - 3541										
Blank										
1-Methylnaphthalene	ND	25.0	ug/Kg wet							
2-Methylnaphthalene	ND	25.0	ug/Kg wet							
Acenaphthene	ND	25.0	ug/Kg wet							
Acenaphthylene	ND	25.0	ug/Kg wet							
Anthracene	ND	25.0	ug/Kg wet							
Benzo(a)anthracene	ND	25.0	ug/Kg wet							
Benzo(a)pyrene	ND	25.0	ug/Kg wet							
Benzo(b)fluoranthene	ND	25.0	ug/Kg wet							
Benzo(g,h,i)perylene	ND	25.0	ug/Kg wet							
Benzo(k)fluoranthene	ND	25.0	ug/Kg wet							
Chrysene	ND	25.0	ug/Kg wet							
Dibenzo(a,h)Anthracene	ND	25.0	ug/Kg wet							
Fluoranthene	ND	25.0	ug/Kg wet							
Fluorene	ND	25.0	ug/Kg wet							
Indeno(1,2,3-cd)Pyrene	ND	25.0	ug/Kg wet							
Naphthalene	ND	25.0	ug/Kg wet							
Phenanthrene	ND	25.0	ug/Kg wet							
Pyrene	ND	25.0	ug/Kg wet							
Surrogate: 1,2-Dichlorobenzene-d4	2440		ug/Kg wet	5000		49	30-130			
Surrogate: 2-Fluorobiphenyl	2510		ug/Kg wet	5000		50	30-130			
Surrogate: Nitrobenzene-d5	2790		ug/Kg wet	5000		56	30-130			
Surrogate: p-Terphenyl-d14	2610		ug/Kg wet	5000		52	30-130			
LCS										
2-Methylnaphthalene	86.0	25.0	ug/Kg wet	125		69	40-140			
Acenaphthene	80.0	25.0	ug/Kg wet	125		64	40-140			
Acenaphthylene	75.0	25.0	ug/Kg wet	125		60	40-140			
Anthracene	89.0	25.0	ug/Kg wet	125		71	40-140			
Benzo(a)anthracene	82.5	25.0	ug/Kg wet	125		66	40-140			
Benzo(a)pyrene	84.0	25.0	ug/Kg wet	125		67	40-140			
Benzo(b)fluoranthene	86.0	25.0	ug/Kg wet	125		69	40-140			
Benzo(g,h,i)perylene	75.5	25.0	ug/Kg wet	125		60	40-140			
Benzo(k)fluoranthene	81.0	25.0	ug/Kg wet	125		65	40-140			
Chrysene	79.0	25.0	ug/Kg wet	125		63	40-140			
Dibenzo(a,h)Anthracene	79.5	25.0	ug/Kg wet	125		64	40-140			
Fluoranthene	86.5	25.0	ug/Kg wet	125		69	40-140			
Fluorene	79.5	25.0	ug/Kg wet	125		64	40-140			
Indeno(1,2,3-cd)Pyrene	77.5	25.0	ug/Kg wet	125		62	40-140			
Naphthalene	84.5	25.0	ug/Kg wet	125		68	40-140			
Phenanthrene	80.5	25.0	ug/Kg wet	125		64	40-140			

ESS Laboratory

Division of Thielsch Engineering, Inc.

CERTIFICATE OF ANALYSIS

Client Name: MACTEC Engineering & Consulting, Inc.
Client Project ID: Providence Gorham Site

ESS Laboratory Work Order: 0607164

Quality Control Data

Analyte	Result	MRL	Units	Spike Level	Source Result	%REC	%REC Limits	RPD	RPD Limit	Qualifier
8270C(SIM) Polynuclear Aromatic Hydrocarbons										
Batch BG62134 - 3541										
Pyrene	89.5	25.0	ug/Kg wet	125		72	40-140			
<i>Surrogate: 1,2-Dichlorobenzene-d4</i>	<i>85.5</i>		ug/Kg wet	<i>125</i>		<i>68</i>	<i>30-130</i>			
<i>Surrogate: 2-Fluorobiphenyl</i>	<i>89.0</i>		ug/Kg wet	<i>125</i>		<i>71</i>	<i>30-130</i>			
<i>Surrogate: Nitrobenzene-d5</i>	<i>89.5</i>		ug/Kg wet	<i>125</i>		<i>72</i>	<i>30-130</i>			
<i>Surrogate: p-Terphenyl-d14</i>	<i>90.0</i>		ug/Kg wet	<i>125</i>		<i>72</i>	<i>30-130</i>			
LCS Dup										
2-Methylnaphthalene	84.5	25.0	ug/Kg wet	125		68	40-140	1	30	
Acenaphthene	79.0	25.0	ug/Kg wet	125		63	40-140	2	30	
Acenaphthylene	74.5	25.0	ug/Kg wet	125		60	40-140	0	30	
Anthracene	88.0	25.0	ug/Kg wet	125		70	40-140	1	30	
Benzo(a)anthracene	87.0	25.0	ug/Kg wet	125		70	40-140	6	30	
Benzo(a)pyrene	87.5	25.0	ug/Kg wet	125		70	40-140	4	30	
Benzo(b)fluoranthene	88.5	25.0	ug/Kg wet	125		71	40-140	3	30	
Benzo(g,h,i)perylene	81.0	25.0	ug/Kg wet	125		65	40-140	8	30	
Benzo(k)fluoranthene	83.0	25.0	ug/Kg wet	125		66	40-140	2	30	
Chrysene	83.0	25.0	ug/Kg wet	125		66	40-140	5	30	
Dibenzo(a,h)Anthracene	83.0	25.0	ug/Kg wet	125		66	40-140	3	30	
Fluoranthene	85.5	25.0	ug/Kg wet	125		68	40-140	1	30	
Fluorene	79.0	25.0	ug/Kg wet	125		63	40-140	2	30	
Indeno(1,2,3-cd)Pyrene	83.0	25.0	ug/Kg wet	125		66	40-140	6	30	
Naphthalene	83.5	25.0	ug/Kg wet	125		67	40-140	1	30	
Phenanthrene	80.0	25.0	ug/Kg wet	125		64	40-140	0	30	
Pyrene	92.0	25.0	ug/Kg wet	125		74	40-140	3	30	
<i>Surrogate: 1,2-Dichlorobenzene-d4</i>	<i>83.0</i>		ug/Kg wet	<i>125</i>		<i>66</i>	<i>30-130</i>			
<i>Surrogate: 2-Fluorobiphenyl</i>	<i>84.5</i>		ug/Kg wet	<i>125</i>		<i>68</i>	<i>30-130</i>			
<i>Surrogate: Nitrobenzene-d5</i>	<i>85.5</i>		ug/Kg wet	<i>125</i>		<i>68</i>	<i>30-130</i>			
<i>Surrogate: p-Terphenyl-d14</i>	<i>89.5</i>		ug/Kg wet	<i>125</i>		<i>72</i>	<i>30-130</i>			

Semi-Volatile Organics Calibration Data

ANALYSIS SEQUENCE

BPH0025

Instrument: SVOAMS2

Calibration ID: 0607020

Lab Number	Analysis	Container	Order	Position	STD ID	ISTD ID	Client
BPH0025-TUN1	QC		1		6F26111		
BPH0025-CAL1	QC		2		6G14095	6F13054	
BPH0025-CAL2	QC		3		6G14096	6F13054	
BPH0025-CAL3	QC		4		6G14097	6F13054	
BPH0025-CAL4	QC		5		6G14098	6F13054	
BPH0025-CAL5	QC		6		6G14099	6F13054	
BPH0025-CAL6	QC		7		6G14100	6F13054	
BPH0025-CAL7	QC		8		6G14101	6F13054	
BPH0025-SCV1	QC		9		6G14102	6F13054	

Samples Loaded By

Date

Data Processed By

Date

Method : C:\HPCHEM\1\METHODS\PAH2EB.M (RTE Integrator)
 Title : LL PAH ELEMENT ID 0607020
 Last Update : Sat Jul 15 09:34:23 2006
 Response via : Initial Calibration

BPH0025

#	ID	Conc	ISTD Conc	Path\File
1	0.2	0	2	Q:\SVOA\MS2_ME\ME0706\ME071406\SV213795.D
2	0.4	0	2	Q:\SVOA\MS2_ME\ME0706\ME071406\SV213796.D
3	1.0	1	2	Q:\SVOA\MS2_ME\ME0706\ME071406\SV213793.D
4	2.0	2	2	Q:\SVOA\MS2_ME\ME0706\ME071406\SV213797.D
5	5.0	5	2	Q:\SVOA\MS2_ME\ME0706\ME071406\SV213798.D
6	8.0	8	2	Q:\SVOA\MS2_ME\ME0706\ME071406\SV213799.D
7	0.1	0	2	Q:\SVOA\MS2_ME\ME0706\ME071406\SV213794.D

#	ID	Update Time	Quant Time	Acquisition Time
1	0.2	Jul 15 09:27 2006	Jul 15 09:27 19106	14 Jul 2006 6:22 pm
2	0.4	Jul 15 09:28 2006	Jul 15 09:28 19106	14 Jul 2006 6:53 pm
3	1.0	Jul 15 09:29 2006	Jul 15 09:29 19106	14 Jul 2006 5:21 pm
4	2.0	Jul 15 09:30 2006	Jul 15 09:30 19106	14 Jul 2006 7:23 pm
5	5.0	Jul 15 09:31 2006	Jul 15 09:31 19106	14 Jul 2006 7:54 pm
6	8.0	Jul 15 09:32 2006	Jul 15 09:32 19106	14 Jul 2006 8:25 pm
7	0.1	Jul 15 09:26 2006	Jul 15 09:26 19106	14 Jul 2006 5:52 pm

PAH2EB.M

Sat Jul 15 10:39:53 2006

VSL
7/15/06

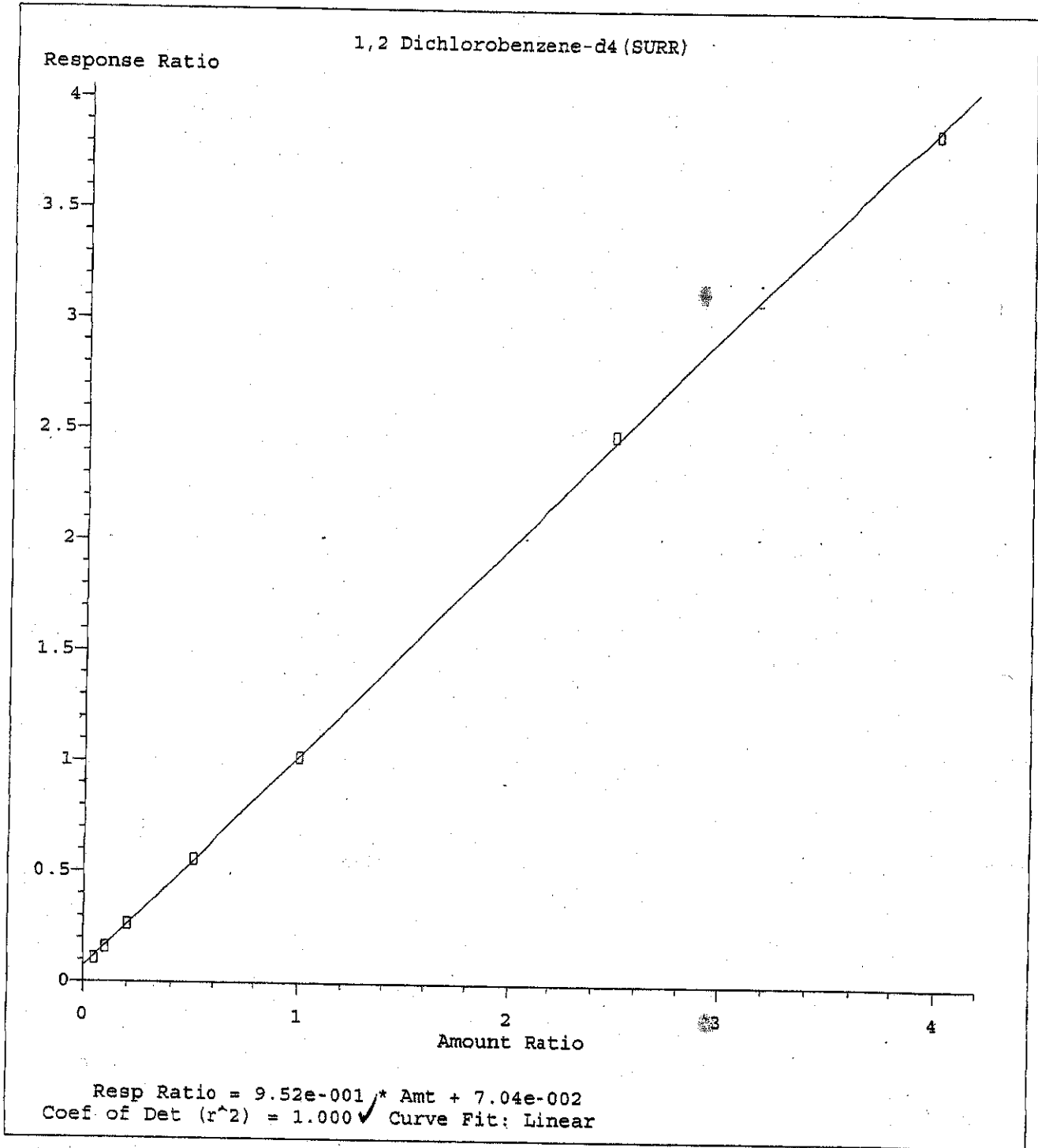
Response Factor Report GC/MS 2

Method : C:\HPCHEM\1\METHODS\PAH2EB.M (RTE Integrator)
 Title : LL PAH ELEMENT ID 0607020
 Last Update : Sat Jul 15 09:34:23 2006
 Response via : Initial Calibration

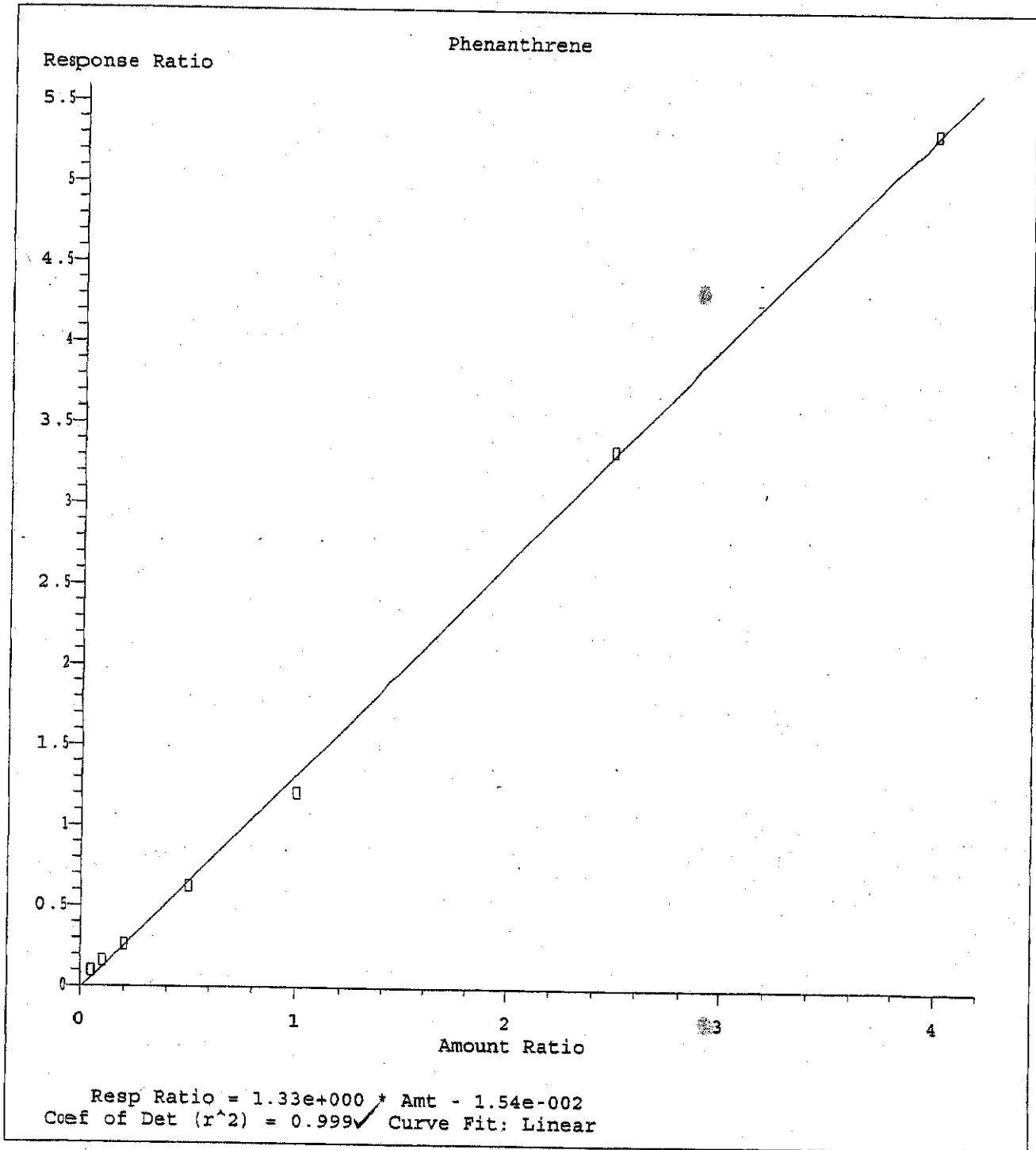
Calibration Files

0.2 =SV213795.D 0.4 =SV213796.D 1.0 =SV213793.D
 2.0 =SV213797.D 5.0 =SV213798.D 8.0 =SV213799.D

Compound	0.2	0.4	1.0	2.0	5.0	8.0	Avg	%RSD
1) I 1,4-Dichlorobenzene-d	----- ISTD -----							
2) S 1,2 Dichlorobenzene	1.583	1.316	1.109	1.019	0.992	0.965	1.302	32.86 L
3) Naphthalene-d8	----- ISTD -----							
4) S Nitrobenzene-d5 (SU	0.523	0.492	0.495	0.483	0.489	0.482	0.506	6.85
5) Naphthalene	1.298	1.187	1.165	1.137	1.132	1.125	1.225	11.93
6) 2-Methylnaphthalene	0.776	0.700	0.699	0.697	0.701	0.704	0.734	8.50
7) 1-Methylnaphthalene	0.808	0.711	0.711	0.703	0.703	0.702	0.746	9.70
8) Acenaphthene-d10	----- ISTD -----							
9) S 2-Fluorobiphenyl (S	1.668	1.522	1.500	1.432	1.417	1.395	1.550	12.03
10) Acenaphthylene	2.488	2.289	2.225	2.185	2.216	2.193	2.367	12.17
11) C Acenaphthene	1.586	1.446	1.414	1.372	1.379	1.365	1.494	12.95#
12) Fluorene	1.735	1.541	1.574	1.530	1.544	1.490	1.630	11.07
13) Phenanthrene-d10	----- ISTD -----							
14) S 2,4,6-Tribromopheno	0.101	0.096	0.108	0.109	0.126	0.131	0.111	11.53
15) C Pentachlorophenol	0.073	0.045	0.028	0.020	0.019	0.017	0.047#	88.04# L
16) Phenanthrene	1.604	1.299	1.245	1.207	1.335	1.331	1.429	19.33 C
17) Anthracene	1.725	1.395	1.327	1.260	1.380	1.351	1.496	18.72
18) C Fluoranthene	1.542	1.192	1.192	1.107	1.258	1.201	1.327	18.77#
19) Chrysene-d12	----- ISTD -----							
20) Pyrene	2.162	2.181	2.152	1.995	2.010	1.960	2.185	13.73
21) S Terphenyl-d14 (SURR	1.019	0.958	0.954	0.901	0.914	0.890	0.986	13.13
22) Benzo(a)anthracene	1.797	1.641	1.635	1.617	1.682	1.675	1.751	12.09
23) Chrysene	2.037	1.820	1.745	1.675	1.649	1.625	1.860	16.35
24) Perylene-d12	----- ISTD -----							
25) Benzo(b)fluoranthen	1.688	1.501	1.558	1.589	1.771	1.697	1.681	9.15
26) Benzo(k)fluoranthen	2.427	1.994	2.044	2.014	1.945	1.999	2.178	15.02
27) C Benzo(a)pyrene	1.765	1.624	1.624	1.650	1.704	1.724	1.748	10.40#
28) Indeno(1,2,3-cd)pyr	1.702	1.606	1.617	1.604	1.628	1.673	1.726	13.62
29) Dibenzo(a,h)anthrac	1.232	1.218	1.253	1.258	1.250	1.275	1.313	13.27
30) Benzo(g,h,i)perylen	1.552	1.407	1.397	1.364	1.400	1.441	1.510	15.12



Method Name: C:\HPCHEM\1\METHODS\PAH2EB.M
 Calibration Table Last Updated: Sat Jul 15 09:34:23 2006



Method Name: C:\HPCHEM\1\METHODS\PAH2EB.M
 Calibration Table Last Updated: Sat Jul 15 09:34:23 2006

Data File : Q:\SVOA\MS2_ME\ME0706\ME071406\SV213791.D Vial: 1
 Acq On : 14 Jul 2006 4:30 pm Operator: VSC
 Sample : BPG0123-TUN1 Inst : GC/MS 2
 Misc : Multiplr: 1.00

MS Integration Params: rteint.p
 Quant Time: Jul 15 10:39 2006

Quant Results File: DFTPP.RES

Quant Method : C:\HPCHEM\1\METHODS\DFTPP.M (RTE Integrator)

Title : 8270
 Last Update : Tue Jul 11 10:14:15 2006
 Response via : Initial Calibration
 DataAcq Meth : DFTPP

Internal Standards R.T. QIon Response Conc Units Dev(Min)


Target Compounds	R.T.	QIon	Response	Conc	Units	Dev(Min)	Qvalue
1) Pentachlorophenol	6.83	TIC	1025987m	136.75	ng/uL		
2) Benzidine	8.75	TIC	1658512m	47.04	ng/uL		
4) DDD	9.46	TIC	16292m	0.45	ng/uL		
5) DDT	9.85	TIC	1511984m	41.33	ng/uL		

Quantitation Report

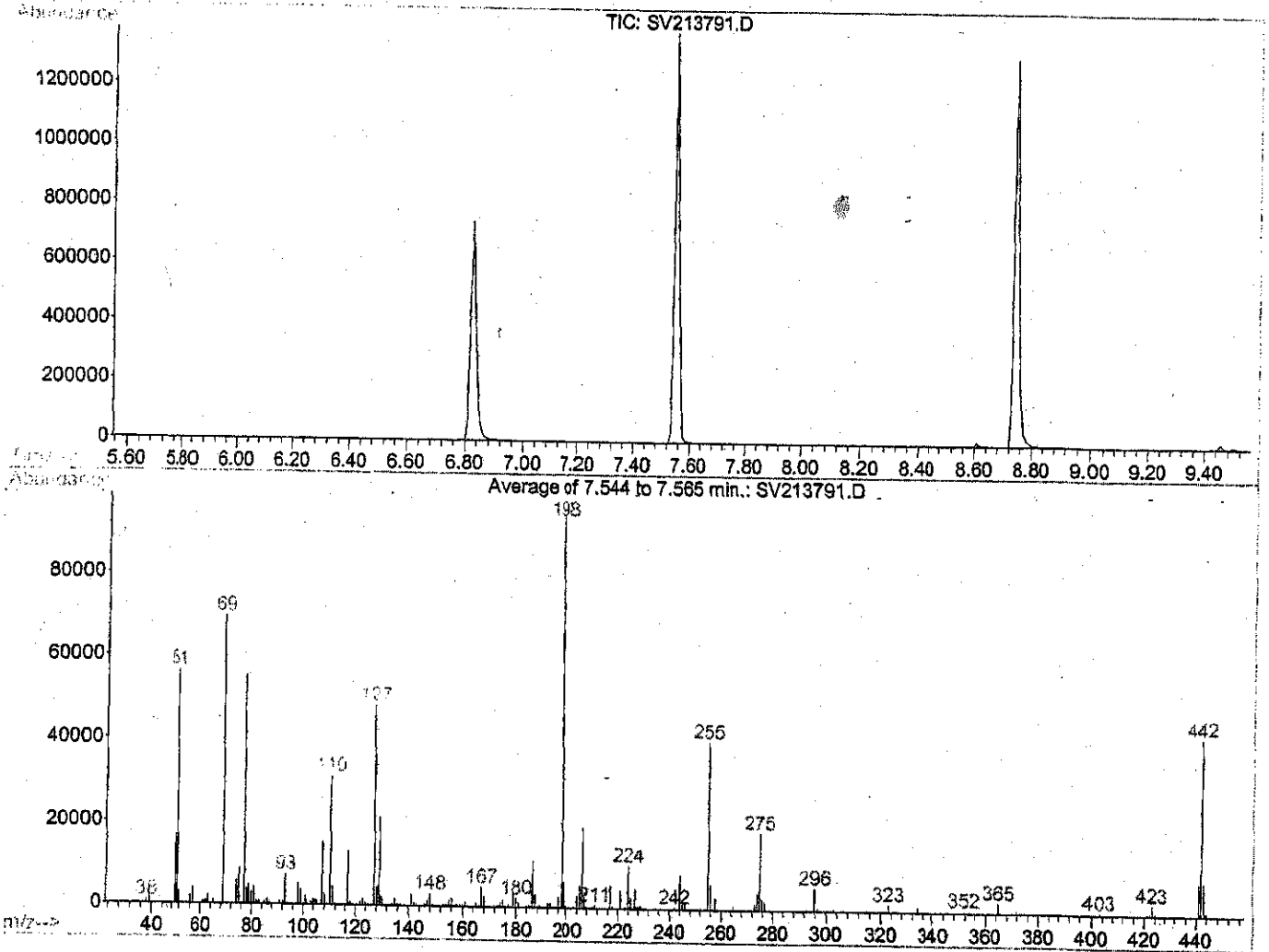
Data File : Q:\SVOA\MS2_ME\ME0706\ME071406\SV213791.D Vial: 1
Acq On : 14 Jul 2006 4:30 pm Operator: VSC
Sample : BPG0123-TUN1 Inst : GC/MS 2
Misc : Multiplr: 1.00
MS Integration Params: rteint.p
Quant Time: Jul 15 10:39 2006 Quant Results File: DFTPP.RES

Method : C:\HPCHEM\1\METHODS\DFTPP.M (RTE Integrator)
Title : 8270
Last Update : Tue Jul 11 10:14:15 2006
Response via : Initial Calibration

TIC: SV213791.D



Data File : Q:\SVOA\MS2_ME\ME0706\ME071406\SV213791.D Vial: 1
 Acq On : 14 Jul 2006 4:30 pm Operator: VSC
 Sample : BPG0123-TUN1 Inst : GC/MS 2
 Misc : Multiplr: 1.00
 MS Integration Params: rteint.p
 Method : C:\HPCHEM\1\METHODS\PAH2EA.M (RTE Integrator)
 Title : LL PAH ELEMENT ID 0607005



Spectrum Information: Average of 7.544 to 7.565 min.

Target Mass	Rel. to Mass	Lower Limit%	Upper Limit%	Rel. Abn%	Raw Abn	Result Pass/Fail
51	198	30	60	59.8	56357	PASS
68	69	0.00	2	0.0	0	PASS
69	198	0.00	100	73.8	69504	PASS
70	69	0.00	2	0.0	0	PASS
127	198	40	60	51.2	48200	PASS
197	198	0.00	1	0.0	0	PASS
198	198	100	100	100.0	94203	PASS
199	198	5	9	6.6	6256	PASS
275	198	10	30	19.6	18436	PASS
365	198	1	100	2.5	2402	PASS
441	443	0.01	100	94.2	7579	PASS
442	198	40	100	45.1	42443	PASS
443	442	17	23	19.0	8048	PASS

Data File : Q:\SVOA\MS2_ME\ME0706\ME071406\SV213794.D Vial: 4
 Acq On : 14 Jul 2006 5:52 pm Operator: VSC
 Sample : BPG0123-CAL1 Inst : GC/MS 2
 Misc : Multiplr: 1.00

MS Integration Params: rteint.p
 Quant Time: Jul 15 9:26 2006

Quant Results File: PAH2EB.RES

Quant Method : C:\HPCHEM\1\METHODS\PAH2EB.M (RTE Integrator)
 Title : LL PAH ELEMENT ID 0607020
 Last Update : Sat Jul 15 09:22:58 2006
 Response via : Initial Calibration
 DataAcq Meth : PAH2EA

Internal Standards	R.T.	QIon	Response	Conc	Units	Dev (Min)
1) 1,4-Dichlorobenzene-d4	3.15	152	17695	2.00	ng/uL	0.00
3) Naphthalene-d8	4.39	136	65655	2.00	ng/uL	0.00
8) Acenaphthene-d10	6.88	164	33883	2.00	ng/uL	0.00
13) Phenanthrene-d10	9.61	188	41494	2.00	ng/uL	0.00
19) Chrysene-d12	15.12	240	27612	2.00	ng/uL	0.00
24) Perylene-d12	17.92	264	29544	2.00	ng/uL	0.00

System Monitoring Compounds

2) 1,2 Dichlorobenzene-d4 (SUR)	3.32	152	1888m	0.20	ng/uL	0.00
Spiked Amount 2.500			Recovery =	8.00%		
4) Nitrobenzene-d5 (SURR)	3.68	82	1899	0.14	ng/uL	0.00
Spiked Amount 2.500			Recovery =	5.60%		
9) 2-Fluorobiphenyl (SURR)	5.83	172	3250	0.15	ng/uL	0.00
Spiked Amount 2.500			Recovery =	6.00%		
14) 2,4,6-Tribromophenol (SURR)	8.33	330	224	0.55	ng/uL	0.01
Spiked Amount 3.750			Recovery =	14.67%		
21) Terphenyl-d14 (SURR)	13.00	244	1742	0.16	ng/uL	0.01
Spiked Amount 2.500			Recovery =	6.40%		

Target Compounds

	R.T.	QIon	Response	Conc	Units	Qvalue
5) Naphthalene	4.42	128	5013	0.14	ng/uL#	96
6) 2-Methylnaphthalene	5.27	142	2823	0.13	ng/uL	97
7) 1-Methylnaphthalene	5.42	142	2909	0.14	ng/uL	97
10) Acenaphthylene	6.62	152	5042	0.16	ng/uL#	97
11) Acenaphthene	6.93	153	3214	0.16	ng/uL	98
12) Fluorene	7.83	166	3387m	0.16	ng/uL	
15) Pentachlorophenol	9.56	266	271	0.14	ng/uL#	100
16) Phenanthrene	9.65	178	4117	0.17	ng/uL#	92
17) Anthracene	9.75	178	4219	0.17	ng/uL#	87
18) Fluoranthene	12.09	202	3727	0.16	ng/uL	95
20) Pyrene	12.54	202	3912	0.18	ng/uL	99
22) Benzo(a)anthracene	15.09	228	3054	0.17	ng/uL	98
23) Chrysene	15.17	228	3413	0.17	ng/uL	96
25) Benzo(b)fluoranthene	17.24	252	2895	0.13	ng/uL	94
26) Benzo(k)fluoranthene	17.28	252	4169	0.16	ng/uL#	89
27) Benzo(a)pyrene	17.82	252	3164	0.16	ng/uL	97
28) Indeno(1,2,3-cd)pyrene	19.71	276	3328	0.38	ng/uL#	93
29) Dibenzo(a,h)anthracene	19.74	278	2520	0.36	ng/uL#	90
30) Benzo(g,h,i)perylene	20.13	276	2968	0.40	ng/uL#	92

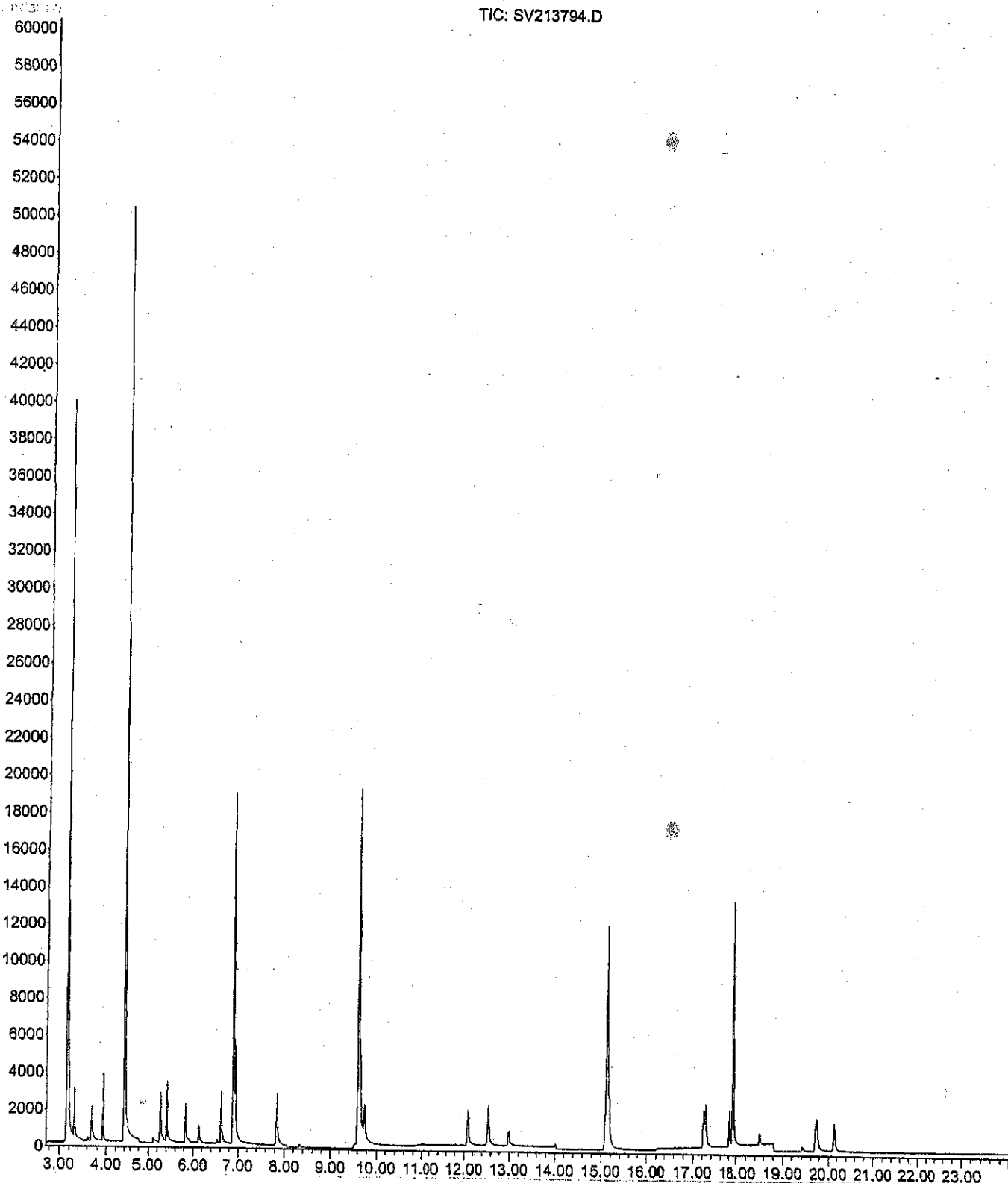
(#) = qualifier out of range (m) = manual integration
 SV213794.D PAH2EB.M Sat Jul 15 10:40:38 2006

Quantitation Report

Data File : Q:\SVOA\MS2_ME\ME0706\ME071406\SV213794.D Vial: 4
Acq On : 14 Jul 2006 5:52 pm Operator: VSC
Sample : BPG0123-CAL1 Inst : GC/MS 2
Misc : Multiplr: 1.00
MS Integration Params: rteint.p
Quant Time: Jul 15 9:26 2006

Quant Results File: PAH2EB.RES

Method : C:\HPCHEM\1\METHODS\PAH2EB.M (RTE Integrator)
Title : LL PAH ELEMENT ID 0607020
Last Update : Sat Jul 15 09:34:23 2006
Response via : Initial Calibration



Data File : Q:\SVOA\MS2_ME\ME0706\ME071406\SV213795.D Vial: 5
 Acq On : 14 Jul 2006 6:22 pm Operator: VSC
 Sample : BPG0123-CAL2 Inst : GC/MS 2
 Misc : Multiplr: 1.00
 MS Integration Params: rteint.p
 Quant Time: Jul 15 9:27 2006

Quant Results File: PAH2EB.REB

Quant Method : C:\HPCHEM\1\METHODS\PAH2EB.M (RTE Integrator)
 Title : LL PAH ELEMENT ID 0607020
 Last Update : Sat Jul 15 09:26:29 2006
 Response via : Initial Calibration
 DataAcq Meth : PAH2EA

Internal Standards	R.T.	QIon	Response	Conc	Units	Dev (Min)
1) 1,4-Dichlorobenzene-d4	3.15	152	16997	2.00	ng/uL	0.00
3) Naphthalene-d8	4.39	136	63246	2.00	ng/uL	0.00
8) Acenaphthene-d10	6.88	164	32329	2.00	ng/uL	0.00
13) Phenanthrene-d10	9.61	188	42674	2.00	ng/uL	0.00
19) Chrysene-d12	15.12	240	32974	2.00	ng/uL	0.00
24) Perylene-d12	17.93	264	33734	2.00	ng/uL	0.00

System Monitoring Compounds

2) 1,2 Dichlorobenzene-d4 (SUR)	3.32	152	2690m	0.28	ng/uL	0.00
Spiked Amount	2.500		Recovery	=	11.20%	
4) Nitrobenzene-d5 (SURR)	3.68	82	3306m	0.25	ng/uL	0.00
Spiked Amount	2.500		Recovery	=	10.00%	
9) 2-Fluorobiphenyl (SURR)	5.83	172	5393	0.25	ng/uL	0.00
Spiked Amount	2.500		Recovery	=	10.00%	
14) 2,4,6-Tribromophenol (SURR)	8.32	330	429	0.84	ng/uL	0.00
Spiked Amount	3.750		Recovery	=	22.40%	
21) Terphenyl-d14 (SURR)	12.99	244	3361	0.25	ng/uL	0.00
Spiked Amount	2.500		Recovery	=	10.00%	

Target Compounds

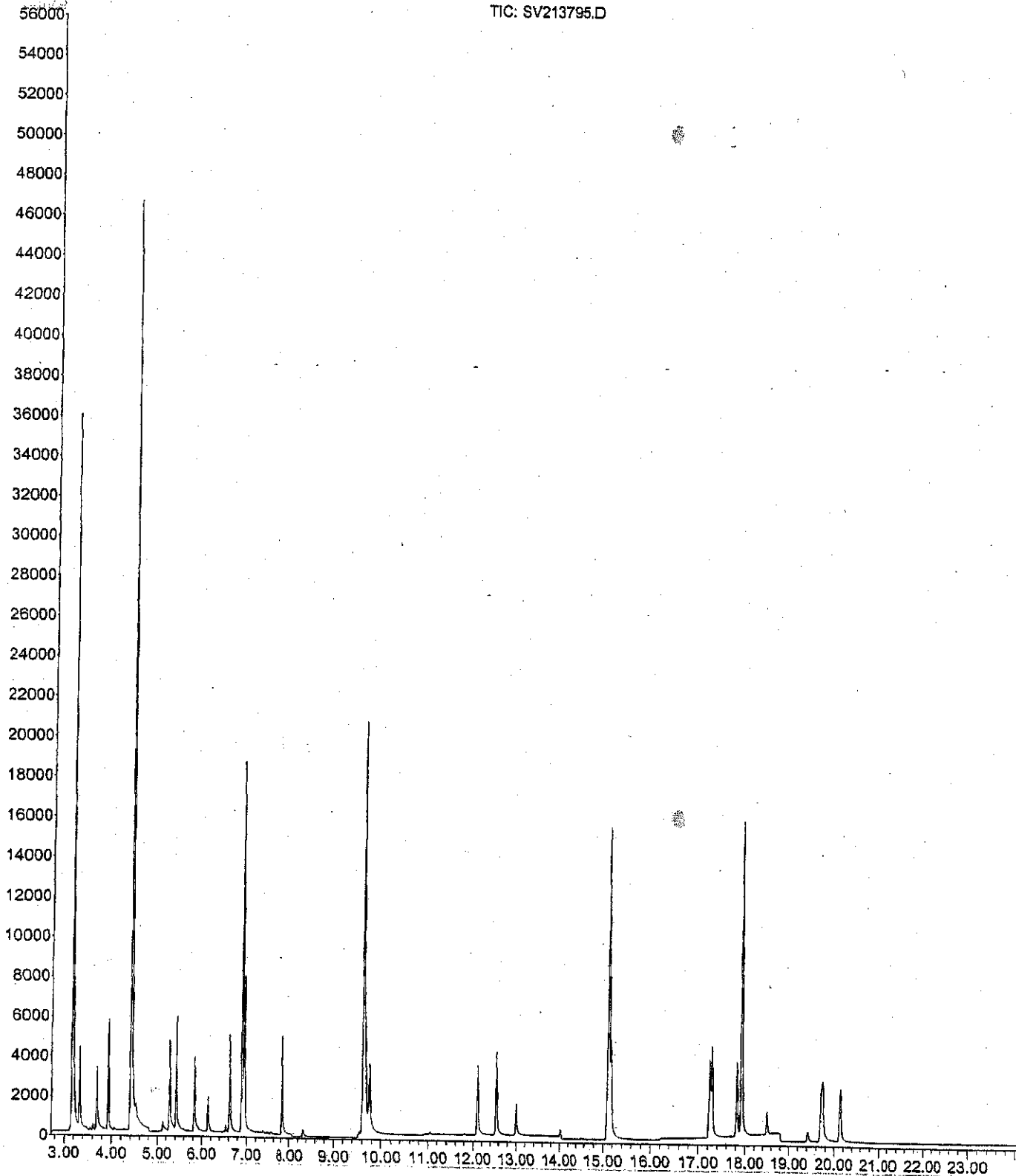
	R.T.	QIon	Response	Conc	Units	Qvalue
5) Naphthalene	4.42	128	8211	0.23	ng/uL#	96
6) 2-Methylnaphthalene	5.27	142	4910	0.24	ng/uL	99
7) 1-Methylnaphthalene	5.42	142	5109	0.24	ng/uL	92
10) Acenaphthylene	6.62	152	8042	0.25	ng/uL#	99
11) Acenaphthene	6.94	153	5127	0.25	ng/uL	98
12) Fluorene	7.83	166	5608m	0.27	ng/uL	
15) Pentachlorophenol	9.55	266	311	0.15	ng/uL#	100
16) Phenanthrene	9.65	178	6844	0.25	ng/uL#	95
17) Anthracene	9.74	178	7362	0.27	ng/uL#	90
18) Fluoranthene	12.09	202	6580	0.27	ng/uL	95
20) Pyrene	12.54	202	7130	0.25	ng/uL	98
22) Benzo (a) anthracene	15.09	228	5925	0.25	ng/uL	99
23) Chrysene	15.17	228	6716	0.26	ng/uL	94
25) Benzo (b) fluoranthene	17.24	252	5694	0.23	ng/uL	93
26) Benzo (k) fluoranthene	17.28	252	8187m	0.26	ng/uL	
27) Benzo (a) pyrene	17.82	252	5955	0.25	ng/uL	97
28) Indeno (1,2,3-cd) pyrene	19.71	276	5742	0.41	ng/uL#	93
29) Dibenzo (a,h) anthracene	19.74	278	4155	0.38	ng/uL#	88
30) Benzo (g,h,i) perylene	20.13	276	5237	0.45	ng/uL#	92

(#) = qualifier out of range (m) = manual integration
 SV213795.D PAH2EB.M Sat Jul 15 10:40:54 2006

Quantitation Report

Data File : Q:\SVOA\MS2_ME\ME0706\ME071406\SV213795.D Vial: 5
Acq On : 14 Jul 2006 6:22 pm Operator: VSC
Sample : BPG0123-CAL2 Inst : GC/MS 2
Misc : Multiplr: 1.00
MS Integration Params: rteint.p
Quant Time: Jul 15 9:27 2006 Quant Results File: PAH2EB.RES

Method : C:\HPCHEM\1\METHODS\PAH2EB.M (RTE Integrator)
Title : LL PAH ELEMENT ID 0607020
Last Update : Sat Jul 15 09:34:23 2006
Response via : Initial Calibration



Data File : Q:\SVOA\MS2_ME\ME0706\ME071406\SV213796.D Vial: 6
 Acq On : 14 Jul 2006 6:53 pm Operator: VSC
 Sample : BPG0123-CAL3 Inst : GC/MS 2
 Misc : Multiplr: 1.00
 MS Integration Params: rteint.p
 Quant Time: Jul 15 9:28 2006 Quant Results File: PAH2EB.RES

Quant Method : C:\HPCHEM\1\METHODS\PAH2EB.M (RTE Integrator)
 Title : LL PAH ELEMENT ID 0607020
 Last Update : Sat Jul 15 09:27:41 2006
 Response via : Initial Calibration
 DataAcq Meth : PAH2EA

Internal Standards	R.T.	QIon	Response	Conc	Units	Dev (Min)
1) 1,4-Dichlorobenzene-d4	3.15	152	18334	2.00	ng/uL	0.00
3) Naphthalene-d8	4.40	136	69402	2.00	ng/uL	0.00
8) Acenaphthene-d10	6.88	164	35978	2.00	ng/uL	0.00
13) Phenanthrene-d10	9.61	188	49819	2.00	ng/uL	0.00
19) Chrysene-d12	15.12	240	28926	2.00	ng/uL	0.00
24) Perylene-d12	17.92	264	29764	2.00	ng/uL	0.00

System Monitoring Compounds

2) 1,2 Dichlorobenzene-d4 (SUR)	3.32	152	4824m	0.44	ng/uL	0.00
Spiked Amount	2.500		Recovery	=	17.60%	
4) Nitrobenzene-d5 (SURR)	3.68	82	6836m	0.45	ng/uL	0.00
Spiked Amount	2.500		Recovery	=	18.00%	
9) 2-Fluorobiphenyl (SURR)	5.83	172	10953	0.44	ng/uL	0.00
Spiked Amount	2.500		Recovery	=	17.60%	
14) 2,4,6-Tribromophenol (SURR)	8.32	330	952	1.10	ng/uL	0.00
Spiked Amount	3.750		Recovery	=	29.33%	
21) Terphenyl-d14 (SURR)	12.99	244	5545	0.45	ng/uL	0.00
Spiked Amount	2.500		Recovery	=	18.00%	

Target Compounds

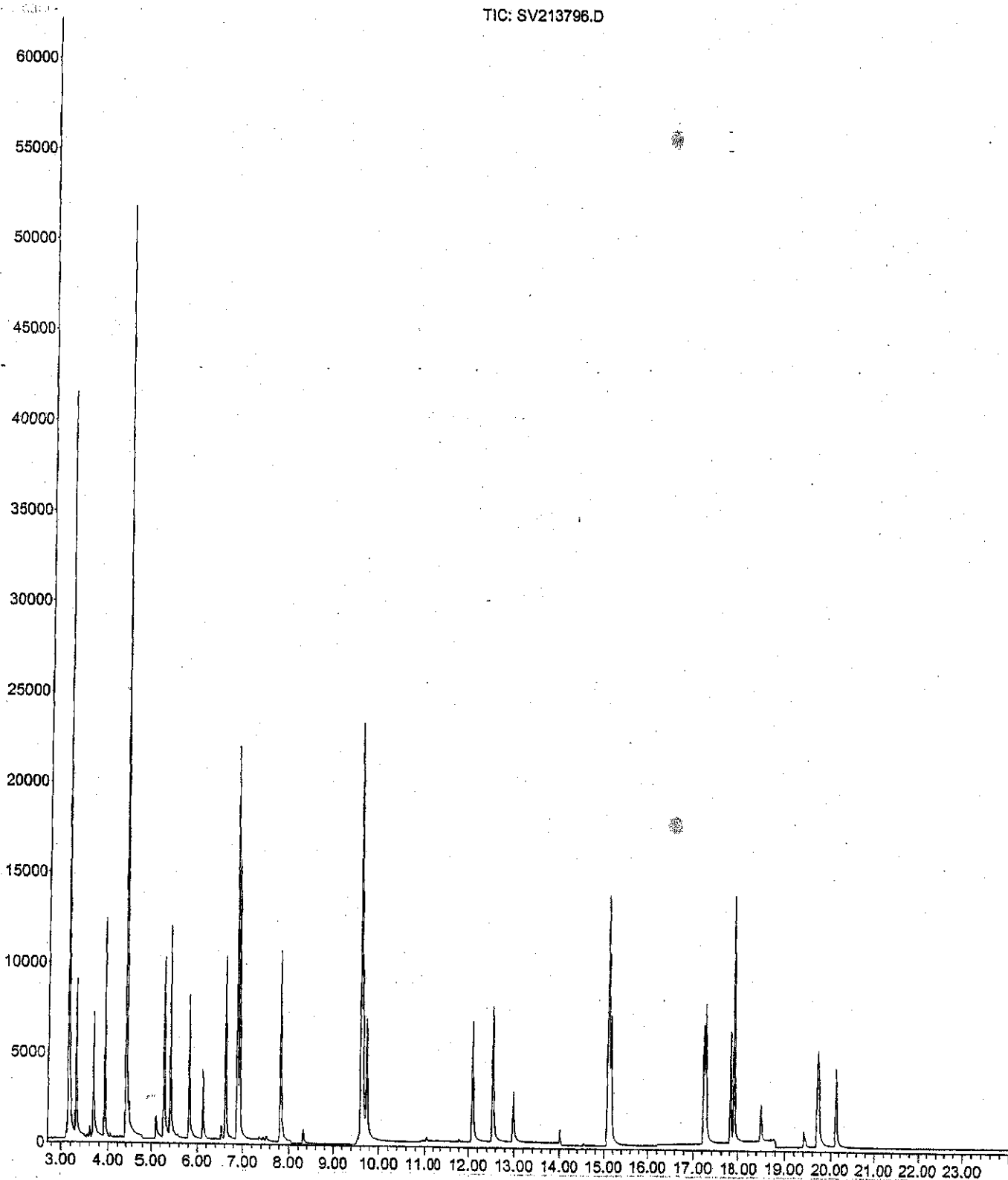
	R.T.	QIon	Response	Conc	Units	Qvalue
5) Naphthalene	4.42	128	16474	0.42	ng/uL#	96
6) 2-Methylnaphthalene	5.27	142	9721	0.42	ng/uL	97
7) 1-Methylnaphthalene	5.41	142	9874	0.42	ng/uL	96
10) Acenaphthylene	6.62	152	16468	0.44	ng/uL#	99
11) Acenaphthene	6.93	153	10404	0.44	ng/uL	99
12) Fluorene	7.83	166	11090m	0.45	ng/uL	
15) Pentachlorophenol	9.55	266	445	0.18	ng/uL#	100
16) Phenanthrene	9.65	178	12940	0.40	ng/uL#	97
17) Anthracene	9.74	178	13904	0.41	ng/uL#	94
18) Fluoranthene	12.09	202	11879	0.39	ng/uL	96
20) Pyrene	12.54	202	12617	0.48	ng/uL	98
22) Benzo (a) anthracene	15.09	228	9491	0.44	ng/uL	99
23) Chrysene	15.17	228	10527	0.45	ng/uL	94
25) Benzo (b) fluoranthene	17.24	252	8938	0.39	ng/uL	95
26) Benzo (k) fluoranthene	17.28	252	11869	0.40	ng/uL#	84
27) Benzo (a) pyrene	17.82	252	9668	0.44	ng/uL	97
28) Indeno (1,2,3-cd)pyrene	19.71	276	9558	0.65	ng/uL#	92
29) Dibenzo (a,h) anthracene	19.74	278	7251	0.65	ng/uL#	88
30) Benzo (g,h,i) perylene	20.13	276	8377	0.68	ng/uL#	93

(#) = qualifier out of range (m) = manual integration
 SV213796.D PAH2EB.M Sat Jul 15 10:41:03 2006

Quantitation Report

Data File : Q:\SVOA\MS2_ME\ME0706\ME071406\SV213796.D Vial: 6
Acq On : 14 Jul 2006 6:53 pm Operator: VSC
Sample : BPG0123-CAL3 Inst : GC/MS 2
Misc : Multiplr: 1.00
MS Integration Params: rteint.p
Quant Time: Jul 15 9:28 2006 Quant Results File: PAH2EB.RES

Method : C:\HPCHEM\1\METHODS\PAH2EB.M (RTE Integrator)
Title : LL PAH ELEMENT ID 0607020
Last Update : Sat Jul 15 09:34:23 2006
Response via : Initial Calibration



Data File : Q:\SVOA\MS2_ME\ME0706\ME071406\SV213793.D Vial: 3
 Acq On : 14 Jul 2006 5:21 pm Operator: VSC
 Sample : BPG0123-CAL4 Inst : GC/MS 2
 Misc : Multiplr: 1.00

MS Integration Params: rteint.p
 Quant Time: Jul 15 9:29 2006
 Quant Results File: PAH2EB.RES

Quant Method : C:\HPCHEM\1\METHODS\PAH2EB.M (RTE Integrator)
 Title : LL PAH ELEMENT ID 0607020
 Last Update : Sat Jul 15 09:28:51 2006
 Response via : Initial Calibration
 DataAcq Meth : PAH2EA

Internal Standards	R.T.	QIon	Response	Conc	Units	Dev (Min)
1) 1,4-Dichlorobenzene-d4	3.15	152	17144	2.00	ng/uL	0.00
3) Naphthalene-d8	4.39	136	66119	2.00	ng/uL	0.00
8) Acenaphthene-d10	6.88	164	33961	2.00	ng/uL	0.00
13) Phenanthrene-d10	9.61	188	51240	2.00	ng/uL	0.00
19) Chrysene-d12	15.11	240	30158	2.00	ng/uL	0.00
24) Perylene-d12	17.92	264	31238	2.00	ng/uL	0.00

System Monitoring Compounds	R.T.	QIon	Response	Conc	Units	Dev (Min)
2) 1,2 Dichlorobenzene-d4 (SUR)	3.32	152	9506m	0.89	ng/uL	0.00
Spiked Amount				2.500		
Recovery						35.60%
4) Nitrobenzene-d5 (SURR)	3.67	82	16375m	1.10	ng/uL	0.00
Spiked Amount				2.500		
Recovery						44.00%
9) 2-Fluorobiphenyl (SURR)	5.82	172	25476	1.04	ng/uL	0.00
Spiked Amount				2.500		
Recovery						41.60%
14) 2,4,6-Tribromophenol (SURR)	8.32	330	2762	2.32	ng/uL	0.00
Spiked Amount				3.750		
Recovery						61.87%
21) Terphenyl-d14 (SURR)	12.98	244	14382	1.08	ng/uL	-0.01
Spiked Amount				2.500		
Recovery						43.20%

Target Compounds	R.T.	QIon	Response	Conc	Units	Qvalue
5) Naphthalene	4.42	128	38524	1.01	ng/uL#	96
6) 2-Methylnaphthalene	5.27	142	23099	1.03	ng/uL	96
7) 1-Methylnaphthalene	5.41	142	23517	1.02	ng/uL	94
10) Acenaphthylene	6.62	152	37782	1.03	ng/uL#	100
11) Acenaphthene	6.93	153	24006	1.03	ng/uL	99
12) Fluorene	7.83	166	26723m	1.10	ng/uL	
15) Pentachlorophenol	9.55	266	722	0.31	ng/uL#	100
16) Phenanthrene	9.65	178	31893	0.93	ng/uL#	97
17) Anthracene	9.74	178	33990	0.95	ng/uL#	94
18) Fluoranthene	12.09	202	30546	0.97	ng/uL	94
20) Pyrene	12.53	202	32453	1.13	ng/uL	98
22) Benzo (a) anthracene	15.08	228	24655	1.06	ng/uL	99
23) Chrysene	15.17	228	26314	1.03	ng/uL	93
25) Benzo (b) fluoranthene	17.23	252	24338	1.01	ng/uL	95
26) Benzo (k) fluoranthene	17.27	252	31922	1.02	ng/uL#	86
27) Benzo (a) pyrene	17.82	252	25367	1.05	ng/uL	96
28) Indeno (1,2,3-cd) pyrene	19.70	276	25252	1.42	ng/uL#	90
29) Dibenzo (a,h) anthracene	19.73	278	19577	1.44	ng/uL#	87
30) Benzo (g,h,i) perylene	20.12	276	21821	1.43	ng/uL#	92

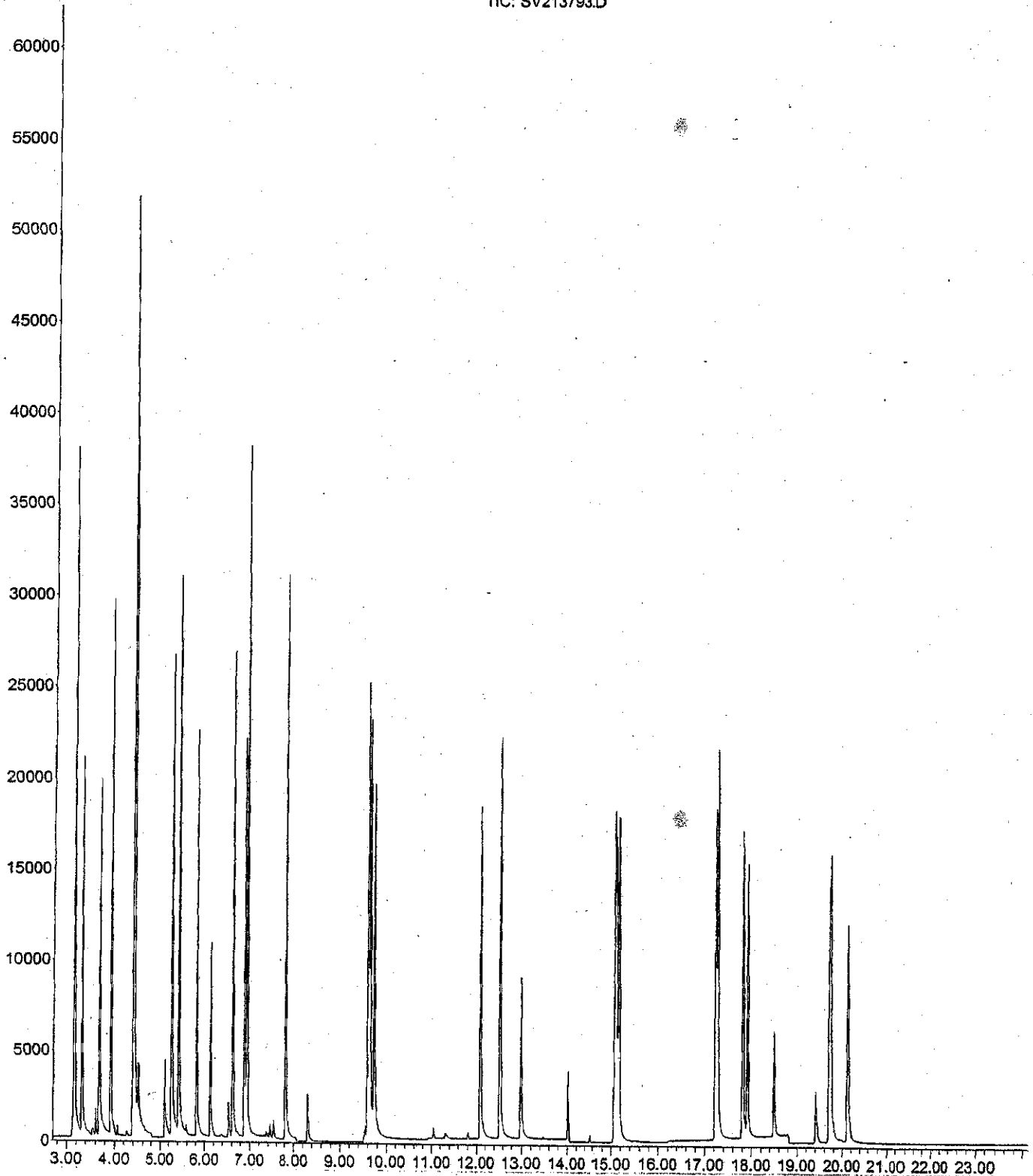
(#) = qualifier out of range (m) = manual integration
 SV213793.D PAH2EB.M Sat Jul 15 10:41:17 2006

Quantitation Report

Data File : Q:\SVOA\MS2_ME\ME0706\ME071406\SV213793.D Vial: 3
Acq On : 14 Jul 2006 5:21 pm Operator: VSC
Sample : BPG0123-CAL4 Inst : GC/MS 2
Misc : Multiplr: 1.00
MS Integration Params: rteint.p
Quant Time: Jul 15 9:29 2006 Quant Results File: PAH2EB.RES

Method : C:\HPCHEM\1\METHODS\PAH2EB.M (RTE Integrator)
Title : LL PAH ELEMENT ID 0607020
Last Update : Sat Jul 15 09:34:23 2006
Response via : Initial Calibration

TIC: SV213793.D



Data File : Q:\SVOA\MS2_ME\ME0706\ME071406\SV213797.D Vial: 7
 Acq On : 14 Jul 2006 7:23 pm Operator: VSC
 Sample : BPG0123-CAL5 Inst : GC/MS 2
 Misc : Multiplr: 1.00
 MS Integration Params: rteint.p
 Quant Time: Jul 15 9:30 2006 Quant Results File: PAH2EB.RES

Quant Method : C:\HPCHEM\1\METHODS\PAH2EB.M (RTE Integrator)
 Title : LL PAH ELEMENT ID 0607020
 Last Update : Sat Jul 15 09:29:48 2006
 Response via : Initial Calibration
 DataAcq Meth : PAH2EA

Internal Standards	R.T.	QIon	Response	Conc	Units	Dev (Min)
1) 1,4-Dichlorobenzene-d4	3.15	152	19292	2.00	ng/uL	0.00
3) Naphthalene-d8	4.39	136	74992	2.00	ng/uL	0.00
8) Acenaphthene-d10	6.88	164	39646	2.00	ng/uL	0.00
13) Phenanthrene-d10	9.61	188	58688	2.00	ng/uL	0.00
19) Chrysene-d12	15.12	240	34673	2.00	ng/uL	0.00
24) Perylene-d12	17.92	264	33906	2.00	ng/uL	0.00

System Monitoring Compounds

2) 1,2 Dichlorobenzene-d4 (SUR)	3.32	152	19653m	1.62	ng/uL	0.00
Spiked Amount	2.500		Recovery	=	64.80%	
4) Nitrobenzene-d5 (SURR)	3.68	82	36239m	2.08	ng/uL	0.00
Spiked Amount	2.500		Recovery	=	83.20%	
9) 2-Fluorobiphenyl (SURR)	5.82	172	56784	1.96	ng/uL	0.00
Spiked Amount	2.500		Recovery	=	78.40%	
14) 2,4,6-Tribromophenol (SURR)	8.32	330	6413	3.62	ng/uL	0.00
Spiked Amount	3.750		Recovery	=	96.53%	
21) Terphenyl-d14 (SURR)	12.98	244	31248	1.99	ng/uL	0.00
Spiked Amount	2.500		Recovery	=	79.60%	

Target Compounds

	R.T.	QIon	Response	Conc	Units	Qvalue
5) Naphthalene	4.42	128	85257	1.95	ng/uL#	96
6) 2-Methylnaphthalene	5.27	142	52304	2.02	ng/uL	97
7) 1-Methylnaphthalene	5.41	142	52739	2.00	ng/uL	94
10) Acenaphthylene	6.62	152	86631	1.99	ng/uL#	100
11) Acenaphthene	6.93	153	54394	1.97	ng/uL	98
12) Fluorene	7.83	166	60654m	2.07	ng/uL	
15) Pentachlorophenol	9.55	266	1154	0.47	ng/uL#	100
16) Phenanthrene	9.65	178	70821	1.79	ng/uL#	98
17) Anthracene	9.74	178	73964	1.79	ng/uL#	94
18) Fluoranthene	12.09	202	64979	1.78	ng/uL	94
20) Pyrene	12.53	202	69162	2.02	ng/uL	98
22) Benzo(a)anthracene	15.08	228	56080	2.04	ng/uL	100
23) Chrysene	15.17	228	58065	1.95	ng/uL	93
25) Benzo(b)fluoranthene	17.23	252	53876	2.03	ng/uL	96
26) Benzo(k)fluoranthene	17.28	252	68271	1.99	ng/uL#	86
27) Benzo(a)pyrene	17.82	252	55939	2.08	ng/uL	95
28) Indeno(1,2,3-cd)pyrene	19.70	276	54394	2.50	ng/uL#	89
29) Dibenzo(a,h)anthracene	19.73	278	42643	2.57	ng/uL#	86
30) Benzo(g,h,i)perylene	20.12	276	46233	2.48	ng/uL#	91

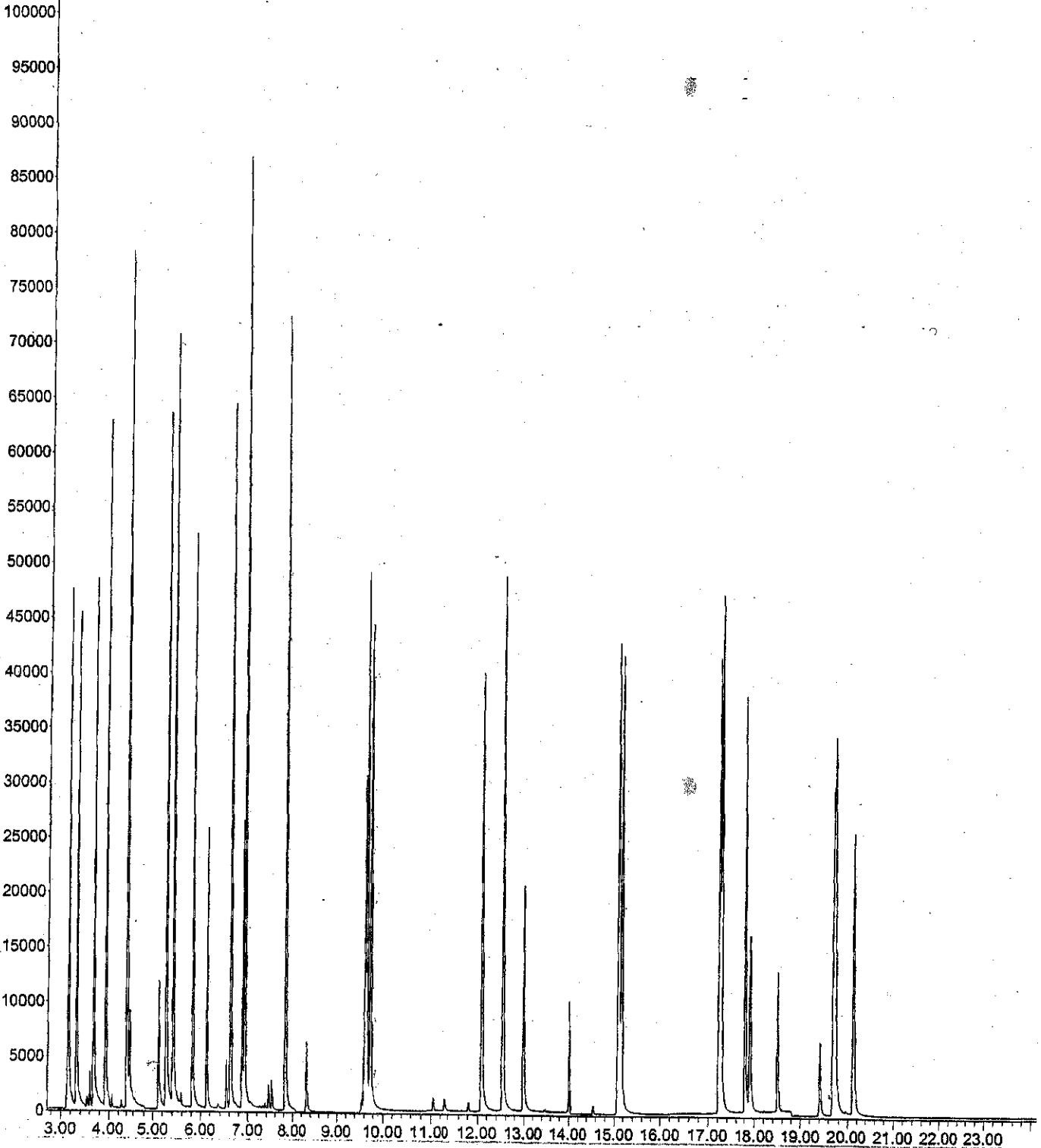
(#) = qualifier out of range (m) = manual integration
 SV213797.D PAH2EB.M Sat Jul 15 10:41:28 2006

Quantitation Report

Data File : Q:\SVOA\MS2_ME\ME0706\ME071406\SV213797.D Vial: 7
Acq On : 14 Jul 2006 7:23 pm Operator: VSC
Sample : BPG0123-CAL5 Inst : GC/MS 2
Misc : Multiplr: 1.00
MS Integration Params: rteint.p
Quant Time: Jul 15 9:30 2006 Quant Results File: PAH2EB.RES

Method : C:\HPCHEM\1\METHODS\PAH2EB.M (RTE Integrator)
Title : LL PAH ELEMENT ID 0607020
Last Update : Sat Jul 15 09:34:23 2006
Response via : Initial Calibration

TIC: SV213797.D



Data File : Q:\SVOA\MS2_ME\ME0706\ME071406\SV213798.D Vial: 8
 Acq On : 14 Jul 2006 7:54 pm Operator: VSC
 Sample : BPG0123-CAL6 Inst : GC/MS 2
 Misc : Multiplr: 1.00

MS Integration Params: rteint.p
 Quant Time: Jul 15 9:31 2006

Quant Results File: PAH2EB.RES

Quant Method : C:\HPCHEM\1\METHODS\PAH2EB.M (RTE Integrator)
 Title : LL PAH ELEMENT ID 0607020
 Last Update : Sat Jul 15 09:30:41 2006
 Response via : Initial Calibration
 DataAcq Meth : PAH2EA

Internal Standards	R.T.	QIon	Response	Conc	Units	Dev (Min)
1) 1,4-Dichlorobenzene-d4	3.15	152	16759	2.00	ng/uL	0.00
3) Naphthalene-d8	4.40	136	66129	2.00	ng/uL	0.00
8) Acenaphthene-d10	6.88	164	34938	2.00	ng/uL	0.00
13) Phenanthrene-d10	9.61	188	47387	2.00	ng/uL	0.00
19) Chrysene-d12	15.11	240	31300	2.00	ng/uL	0.00
24) Perylene-d12	17.92	264	29925	2.00	ng/uL	0.00

System Monitoring Compounds

2) 1,2 Dichlorobenzene-d4 (SUR)	3.32	152	41542m	3.88	ng/uL	0.00
Spiked Amount	2.500		Recovery	=	155.20%	
4) Nitrobenzene-d5 (SURR)	3.68	82	80823	5.10	ng/uL	0.00
Spiked Amount	2.500		Recovery	=	204.00%	
9) 2-Fluorobiphenyl (SURR)	5.82	172	123751	4.73	ng/uL	0.00
Spiked Amount	2.500		Recovery	=	189.20%	
14) 2,4,6-Tribromophenol (SURR)	8.32	330	14940	8.35	ng/uL	0.00
Spiked Amount	3.750		Recovery	=	222.67%	
21) Terphenyl-d14 (SURR)	12.98	244	71547	4.90	ng/uL	0.00
Spiked Amount	2.500		Recovery	=	196.00%	

Target Compounds

						Qvalue
5) Naphthalene	4.41	128	187227	4.76	ng/uL#	96
6) 2-Methylnaphthalene	5.27	142	115863	4.96	ng/uL	97
7) 1-Methylnaphthalene	5.41	142	116162	4.89	ng/uL	92
10) Acenaphthylene	6.62	152	193520	4.90	ng/uL#	100
11) Acenaphthene	6.93	153	120430	4.83	ng/uL	99
12) Fluorene	7.83	166	134851m	5.04	ng/uL	
15) Pentachlorophenol	9.55	266	2233	1.28	ng/uL#	100
16) Phenanthrene	9.65	178	158112	4.90	ng/uL#	98
17) Anthracene	9.74	178	163439	4.83	ng/uL#	93
18) Fluoranthene	12.08	202	148977	4.99	ng/uL	93
20) Pyrene	12.53	202	157283	4.90	ng/uL	97
22) Benzo (a) anthracene	15.08	228	131597	5.12	ng/uL	99
23) Chrysene	15.16	228	129011	4.67	ng/uL	93
25) Benzo (b) fluoranthene	17.23	252	132478	5.56	ng/uL	94
26) Benzo (k) fluoranthene	17.28	252	145504m	4.69	ng/uL	
27) Benzo (a) pyrene	17.82	252	127497	5.19	ng/uL	97
28) Indano (1,2,3-cd) pyrene	19.70	276	121816	5.68	ng/uL#	88
29) Dibenzo (a,h) anthracene	19.73	278	93500	5.71	ng/uL#	85
30) Benzo (g,h,i) perylene	20.12	276	104737	5.67	ng/uL#	90

Quantitation Report

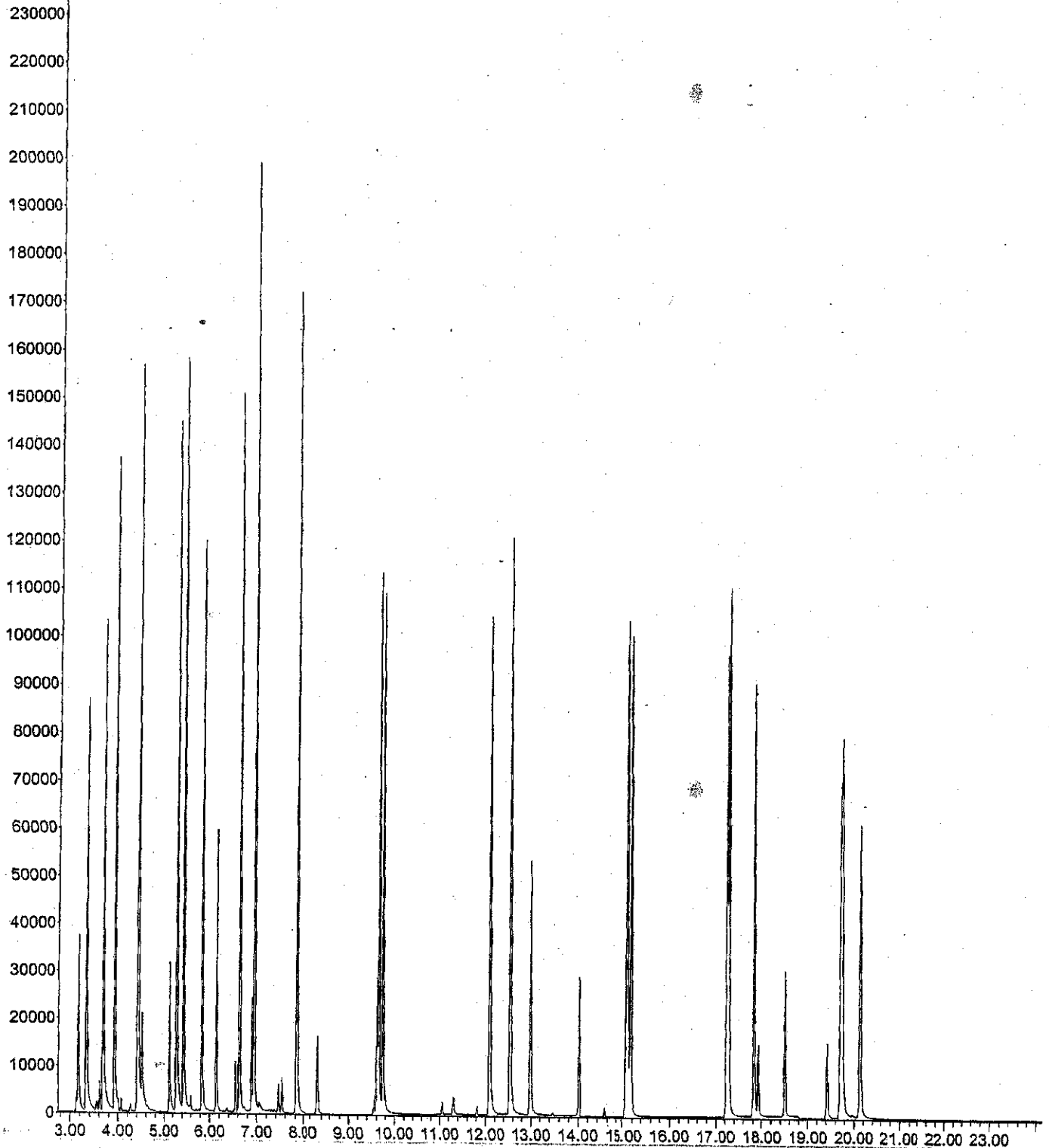
Data File : Q:\SVOA\MS2_ME\ME0706\ME071406\SV213798.D Vial: 8
Acq On : 14 Jul 2006 7:54 pm Operator: VSC
Sample : BPG0123-CAL6 Inst : GC/MS 2
Misc : Multiplr: 1.00

MS Integration Params: rteint.p
Quant Time: Jul 15 9:31 2006

Quant Results File: PAH2EB.RES

Method : C:\HPCHEM\1\METHODS\PAH2EB.M (RTE Integrator)
Title : LL PAH ELEMENT ID 0607020
Last Update : Sat Jul 15 09:34:23 2006
Response via : Initial Calibration

TIC: SV213798.D



Data File : Q:\SVOA\MS2_ME\ME0706\ME071406\SV213799.D Vial: 9
 Acq On : 14 Jul 2006 8:25 pm Operator: VSC
 Sample : BPG0123-CAL7 Inst : GC/MS 2
 Misc : Multiplr: 1.00
 MS Integration Params: rteint.p
 Quant Time: Jul 15 9:32 2006 Quant Results File: PAH2EB.RES

Quant Method : C:\HPCHEM\1\METHODS\PAH2EB.M (RTE Integrator)
 Title : LL PAH ELEMENT ID 0607020
 Last Update : Sat Jul 15 09:31:52 2006
 Response via : Initial Calibration
 DataAcq Meth : PAH2EA

Internal Standards	R.T.	QIon	Response	Conc	Units	Dev (Min)
1) 1,4-Dichlorobenzene-d4	3.15	152	15698	2.00	ng/uL	0.00
3) Naphthalene-d8	4.40	136	62537	2.00	ng/uL	0.00
8) Acenaphthene-d10	6.88	164	33454	2.00	ng/uL	0.00
13) Phenanthrene-d10	9.60	188	41567	2.00	ng/uL	0.00
19) Chrysene-d12	15.11	240	27004	2.00	ng/uL	0.00
24) Perylene-d12	17.92	264	26509	2.00	ng/uL	0.00

System Monitoring Compounds

2) 1,2 Dichlorobenzene-d4 (SUR)	3.32	152	60564m	5.99	ng/uL	0.00
Spiked Amount	2.500		Recovery	=	239.60%	
4) Nitrobenzene-d5 (SURR)	3.68	82	120600	7.83	ng/uL	0.00
Spiked Amount	2.500		Recovery	=	313.20%	
9) 2-Fluorobiphenyl (SURR)	5.82	172	186635	7.33	ng/uL	0.00
Spiked Amount	2.500		Recovery	=	293.20%	
14) 2,4,6-Tribromophenol (SURR)	8.31	330	21720	11.25	ng/uL	0.00
Spiked Amount	3.750		Recovery	=	300.00%	
21) Terphenyl-d14 (SURR)	12.98	244	96138	7.42	ng/uL	0.00
Spiked Amount	2.500		Recovery	=	296.80%	


Target Compounds

						Qvalue
5) Naphthalene	4.41	128	281417	7.47	ng/uL#	96
6) 2-Methylnaphthalene	5.26	142	176080	7.83	ng/uL	97
7) 1-Methylnaphthalene	5.41	142	175699	7.67	ng/uL	92
10) Acenaphthylene	6.62	152	293444	7.59	ng/uL#	100
11) Acenaphthene	6.93	153	182687	7.49	ng/uL	99
12) Fluorene	7.83	166	199330	7.54	ng/uL	98
15) Pentachlorophenol	9.55	266	2837	2.23	ng/uL#	100
16) Phenanthrene	9.65	178	221297	7.64	ng/uL#	98
17) Anthracene	9.73	178	224655	7.40	ng/uL#	93
18) Fluoranthene	12.08	202	199607	7.44	ng/uL	92
20) Pyrene	12.53	202	211712	7.39	ng/uL	97
22) Benzo(a)anthracene	15.08	228	180889	7.90	ng/uL	99
23) Chrysene	15.17	228	175528	7.18	ng/uL	92
25) Benzo(b)fluoranthene	17.23	252	179926	8.25	ng/uL	95
26) Benzo(k)fluoranthene	17.28	252	212014	7.55	ng/uL#	84
27) Benzo(a)pyrene	17.81	252	182763	8.15	ng/uL	97
28) Indeno(1,2,3-cd)pyrene	19.70	276	177413	8.49	ng/uL#	87
29) Dibenzo(a,h)anthracene	19.73	278	135192	8.48	ng/uL#	84
30) Benzo(g,h,i)perylene	20.12	276	152813	8.42	ng/uL#	90

Data File : Q:\SVOA\MS2_ME\ME0706\ME071406\SV213799.D Vial: 9
Acq On : 14 Jul 2006 8:25 pm Operator: VSC
Sample : BPG0123-CAL7 Inst : GC/MS 2
Misc : Multiplr: 1.00
MS Integration Params: rteint.p
Quant Time: Jul 15 9:32 2006 Quant Results File: PAH2EB.RES

Method : C:\HPCHEM\1\METHODS\PAH2EB.M (RTE Integrator)
Title : LL PAH ELEMENT ID 0607020
Last Update : Sat Jul 15 09:34:23 2006
Response via : Initial Calibration

TIC: SV213799.D



Data File : Q:\SVOA\MS2_ME\ME0706\ME071506\SV213801.D Vial: 2
 Acq On : 15 Jul 2006 10:03 am Operator: VSC
 Sample : BPG0124-SCV1 Inst : GC/MS 2
 Misc : TV= 1.00 Multiplr: 1.00

MS Integration Params: rteint.p
 Quant Time: Jul 15 10:37 2006

Quant Results File: PAH2EB.RES

Quant Method : C:\HPCHEM\1\METHODS\PAH2EB.M (RTE Integrator)
 Title : LL PAH ELEMENT ID 0607020
 Last Update : Sat Jul 15 09:34:23 2006
 Response via : Initial Calibration
 DataAcq Meth : PAH2EA

Internal Standards	R.T.	QIon	Response	Conc	Units	Dev (Min)
1) 1,4-Dichlorobenzene-d4	3.14	152	20469	2.00	ng/uL	0.00
3) Naphthalene-d8	4.39	136	75047	2.00	ng/uL	0.00
8) Acenaphthene-d10	6.87	164	35653	2.00	ng/uL	-0.01
13) Phenanthrene-d10	9.60	188	45190	2.00	ng/uL	0.00
19) Chrysene-d12	15.10	240	31136	2.00	ng/uL	0.00
24) Perylene-d12	17.91	264	33671	2.00	ng/uL	0.00

System Monitoring Compounds

2) 1,2 Dichlorobenzene-d4 (SUR)	3.31	152	12253m	1.11	ng/uL	-0.01
Spiked Amount	2.500		Recovery	=	44.40%	
4) Nitrobenzene-d5 (SURR)	3.67	82	19847	1.04	ng/uL	0.00
Spiked Amount	2.500		Recovery	=	41.60%	
9) 2-Fluorobiphenyl (SURR)	5.82	172	29855	1.08	ng/uL	0.00
Spiked Amount	2.500		Recovery	=	43.20%	
14) 2,4,6-Tribromophenol (SURR)	8.31	330	2239	0.89	ng/uL	0.00
Spiked Amount	3.750		Recovery	=	23.73%	
21) Terphenyl-d14 (SURR)	12.97	244	14996	0.98	ng/uL	-0.01
Spiked Amount	2.500		Recovery	=	39.20%	

Target Compounds

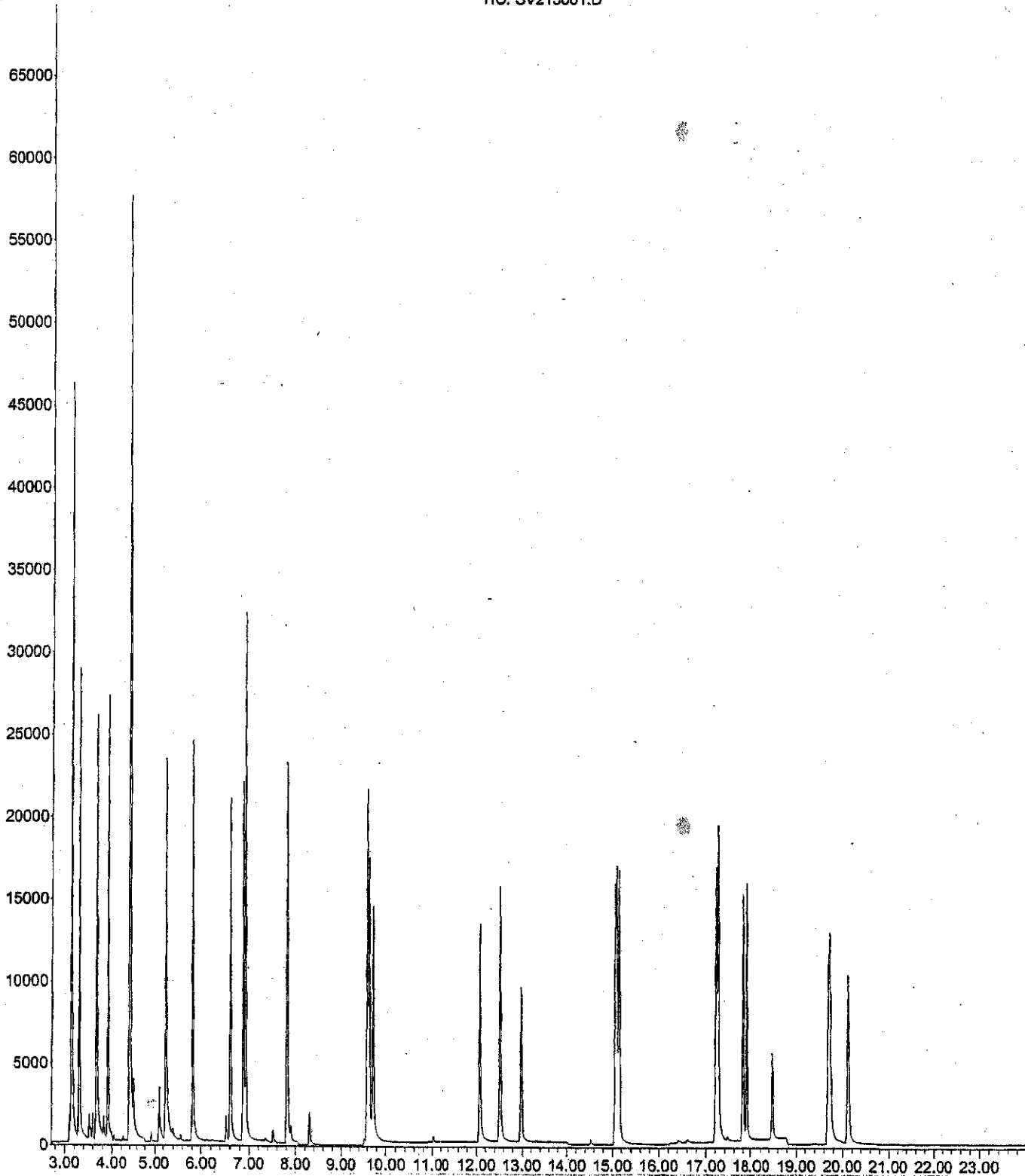
					Qvalue	
5) Naphthalene	4.40	128	38558	0.84	ng/uL#	96
6) 2-Methylnaphthalene	5.26	142	22661	0.82	ng/uL	100
10) Acenaphthylene	6.61	152	32287	0.77	ng/uL#	100
11) Acenaphthene	6.92	153	21500	0.81	ng/uL	98
12) Fluorene	7.82	166	22253m	0.77	ng/uL	
15) Pentachlorophenol	9.54	266	697	1.23	ng/uL#	100
16) Phenanthrene	9.64	178	24806	0.85	ng/uL#	97
17) Anthracene	9.73	178	26653	0.79	ng/uL#	92
18) Fluoranthene	12.08	202	23826	0.79	ng/uL	95
20) Pyrene	12.52	202	24552	0.72	ng/uL	98
22) Benzo(a)anthracene	15.07	228	21703	0.80	ng/uL	99
23) Chrysene	15.15	228	23639	0.82	ng/uL	93
25) Benzo(b)fluoranthene	17.22	252	23216	0.82	ng/uL	92
26) Benzo(k)fluoranthene	17.26	252	28672m	0.78	ng/uL	
27) Benzo(a)pyrene	17.80	252	23707	0.81	ng/uL	95
28) Indeno(1,2,3-cd)pyrene	19.69	276	22974	0.79	ng/uL#	93
29) Dibenzo(a,h)anthracene	19.72	278	17524	0.79	ng/uL#	90
30) Benzo(g,h,i)perylene	20.12	276	20482	0.81	ng/uL#	94

(#) = qualifier out of range (m) = manual integration
 SV213801.D PAH2EB.M Sat Jul 15 10:42:23 2006

Data File : Q:\SVOA\MS2_ME\ME0706\ME071506\SV213801.D Vial: 2
Acq On : 15 Jul 2006 10:03 am Operator: VSC
Sample : BPG0124-SCV1 Inst : GC/MS 2
Misc : Multiplr: 1.00
MS Integration Params: rteint.p
Quant Time: Jul 15 10:37 2006 Quant Results File: PAH2EB.RES

Method : C:\HPCHEM\1\METHODS\PAH2EB.M (RTE Integrator)
Title : LL PAH ELEMENT ID 0607020
Last Update : Sat Jul 15 09:34:23 2006
Response via : Initial Calibration

TIC: SV213801.D



Data File : Q:\SVOA\MS2_ME\ME0706\ME071506\SV213801.D Vial: 2
 Acq On : 15 Jul 2006 10:03 am Operator: VSC
 Sample : BPG0124-SCV1 Inst : GC/MS 2
 Misc : Multiplr: 1.00
 MS Integration Params: rteint.p

Method : C:\HPCHEM\1\METHODS\PAH2EB.M (RTE Integrator)
 Title : LL PAH ELEMENT ID 0607020
 Last Update : Sat Jul 15 10:42:47 2006
 Response via : Multiple Level Calibration

Min. RRF : 0.050 Min. Rel. Area : 50% Max. R.T. Dev 0.50min
 Max. RRF Dev : 30% Max. Rel. Area : 200%

Compound	AvgRF	CCRF	%Dev	Area%	Dev(min)
1 I 1,4-Dichlorobenzene-d4	1.000	1.000	0.0	119	0.00
2 S 1,2-Dichlorobenzene-d4 (SURR)	1.302	1.197	8.1	129	-0.01
3 Naphthalene-d8	1.000	1.000	0.0	114	0.00
4 S Nitrobenzene-d5 (SURR)	0.506	0.529	-4.5	121	0.00
5 Naphthalene	1.225	1.028	16.1	100	0.00
6 2-Methylnaphthalene	0.734	0.604	17.7	98	0.00
7 1-Methylnaphthalene	0.746	0.023#	96.9#	4#	0.00
8 Acenaphthene-d10	1.000	1.000	0.0	105	-0.01
9 S 2-Fluorobiphenyl (SURR)	1.550	1.675	-8.1	117	0.00
10 Acenaphthylene	2.367	1.811	23.5	85	0.00
11 C Acenaphthene	1.494	1.206	19.3#	90	0.00
12 Fluorene	1.630	1.248	23.4	83	0.00
13 Phenanthrene-d10	1.000	1.000	0.0	88	0.00
14 S 2,4,6-Tribromophenol (SURR)	0.111	0.099	10.8	81	0.00
15 C Pentachlorophenol	0.047	0.031#	34.0#	97	-0.02
16 Phenanthrene	1.429	1.098	23.2	78	0.00
17 Anthracene	1.496	1.180	21.1	78	0.00
18 C Fluoranthene	1.327	1.054	20.6#	78	0.00
19 Chrysene-d12	1.000	1.000	0.0	103	0.00
20 Pyrene	2.185	1.577	27.8	76	-0.01
21 S Terphenyl-d14 (SURR)	0.986	0.963	2.3	104	-0.01
22 Benzo(a)anthracene	1.751	1.394	20.4	88	-0.01
23 Chrysene	1.860	1.518	18.4	90	-0.01
24 Perylene-d12	1.000	1.000	0.0	108	0.00
25 Benzo(b)fluoranthene	1.681	1.379	18.0	95	-0.01
26 Benzo(k)fluoranthene	2.178	1.703	21.8	90	-0.01
27 C Benzo(a)pyrene	1.748	1.408	19.5#	93	0.00
28 Indeno(1,2,3-cd)pyrene	1.726	1.365	20.9	91	0.00
29 Dibenzo(a,h)anthracene	1.313	1.041	20.7	90	0.00
30 Benzo(g,h,i)perylene	1.510	1.217	19.4	94	0.00

**ESS LABORATORY
GCMS2 RUN LOG**

COLUMN DB5MS

BATCH DATE	VIAL #	FILE #	LAB ID	METHOD	COMMENTS / DILUTION / STANDARD ID	ANALYST
7/12/06	16	SV2 13767	0607077-01	SV2KH	25 failed 66-01074	VSC
	17	SV2 68	B661127-MS1		25 failed	
	18	SV2 67	B661127-MS01			
7/12/06	19	SV2 70	0607078-01	SV2KH		VSC
7/13/06	1	SV2 71	B66008-Fluor	DFTPP	6F26111	VSC
	2	SV2 72	CCVI	PAH2EA	scan check	
	2	SV2 73	B660108-CCVI	PAH2EA	6F12077	
	3	SV2 74	UOAM SWR OL	PAH2EA	6F13054	
	4	SV2 75	B660109-CCVI	SV2KH	66-10021	
	5	SV2 76	B661227-BVK1		6601034	
	6	SV2 77	B661227-BS1			
	7	SV2 78	B661227-BS01			
	8	SV2 79	0607129-02			
	9	SV2 80	B661227-MS1			
	10	SV2 81	B661227-MS01			
	11	SV2 82	0607129-03			
	12	SV2 83	0607129-01			
	13	SV2 84	Solvent			
	14	SV2 85	B661127-BS1			
7/13/06	15	SV2 86	0607078-01	SV2KH		VSC
	1	SV2 88	B660123-Fluor	DFTPP		
	2	SV2 89	B660123-CCVI	SV2KH/PAH2EA	NG ring	
	2	SV2 90	B660123-CCVI	PAH2EA	NG High resolution	
	1	SV2 91	[REDACTED]	DFTPP	6F26111	VSC
	2	SV2 92	[REDACTED]	[REDACTED]	6F13054=ES	
	3	SV2 93	[REDACTED]	[REDACTED]	6614098	
	4	SV2 94	[REDACTED]	[REDACTED]	6614098 6614098	
	5	SV2 95	[REDACTED]	[REDACTED]	6614097 6614096	
7/14/06	6	SV2 96	B660123 [REDACTED]	PAH2EA	6614098 6614097	VSC

Control Number 60.0019-0601A

Page _____

Ⓢ use 7/15/06
5 errors

ESS LABORATORY
GCMS2 RUN LOG

VA 3 errors
7/15/06

COLUMN DB5MS

BATCH DATE	VIAL #	FILE #	LAB ID	METHOD	COMMENTS / DILUTION / STANDARD ID	ANALYST
7/14/06	7	SV2 13797	[REDACTED]	PATZEB	6614099	VSL
7/14/06	8	SV2 13798	[REDACTED]	PATZEB	6614100	VSL
7/14/06	9	SV2 13799	[REDACTED]	PATZEB	6614101	VSL
7/14/06	1	SV2 13800	[REDACTED]	DETPP	6F26111	VSL
	2	SV2 01	[REDACTED]	PATZEB	66-14102	
	3	SV2 02	[REDACTED]		66-11034	
	4	SV2 03	B661307-Blu1		✓ 66-14094	
	5	SV2 04	B661307-BS7		✓	
	6	SV2 05	B661307-BS21		✓	
	7	SV2 06	0607134-01		✓ RR IS Failed	
	8	SV2 07	0607134-04		✓ 1	
	9	SV2 08	B661414-Blu1		✓	
	10	SV2 09	B661414-BS1		✓	
	11	SV2 10	B661414-BS27		✓	
	12	SV2 11	0607164-01		✓	
	13	SV2 12	-10		✓	
	14	SV2 13	-11		✓	
	15	SV2 14	-12		✓	
	16	SV2 15	-13		✓ (RR 52)	
	17	SV2 16	-14		✓ RR IS Failed	
	18	SV2 17	-15		✓	
	19	SV2 18	-16		✓	
	20	SV2 19	-17		✓	
	21	SV2 20	-19		✓	
	22	SV2 21	-18-29.2/1.5/06		✓	
7/15/06	23	SV2 22	0607164-02/18	PATZEB		VSL
7/17/06	1	SV2 23	BPG0185 -TULL	DETPP	✓ 66-13052	JLS
7/17/06	2	SV2 24	-0011	PATZEB	✓	JLS
7/17/06	2	SV2 25	BPG0185 -0011	PATZEB	✓ 66-14039	JLS

Control Number 60.0019-0601A

Page _____

ANALYSIS SEQUENCE

BPG0124

Instrument: SVOAMS2

Calibration ID: UNASSIGNED PAHZE8

Lab Number	Analysis	Container	Order	Position	STD ID	ISTD ID	Client
BPG0124-TUN1	QC		1		6F26111		
BPG0124-CCV1	QC		2		6G19039	6G14094	
BG61414-BLK2	QC		3				
BG61414-BS2	QC		4				
BG61414-BSD2	QC		5				
0607164-01	∕OC: 8270/3541 ppb PAH SI	A	6			6G14094	MACTEC Engineering & Consulting, In
0607164-10	∕OC: 8270/3541 ppb PAH SI	A	7			6G14094	MACTEC Engineering & Consulting, In
0607164-11	∕OC: 8270/3541 ppb PAH SI	A	8			6G14094	MACTEC Engineering & Consulting, In
0607164-12	∕OC: 8270/3541 ppb PAH SI	A	9			6G14094	MACTEC Engineering & Consulting, In
0607164-13	∕OC: 8270/3541 ppb PAH SI	A	10			6G14094	MACTEC Engineering & Consulting, In
0607164-14	∕OC: 8270/3541 ppb PAH SI	A	11			6G14094	MACTEC Engineering & Consulting, In
0607164-16	∕OC: 8270/3541 ppb PAH SI	A	12			6G14094	MACTEC Engineering & Consulting, In
0607164-17	∕OC: 8270/3541 ppb PAH SI	A	13			6G14094	MACTEC Engineering & Consulting, In
0607164-19	∕OC: 8270/3541 ppb PAH SI	A	14			6G14094	MACTEC Engineering & Consulting, In
0607164-20	∕OC: 8270/3541 ppb PAH SI	A	15			6G14094	MACTEC Engineering & Consulting, In
BG62042-BLK1	QC		16			6G14094	
BG62042-BS1	QC		17			6G14094	
BG62042-BSD1	QC		18			6G14094	

Samples Loaded By

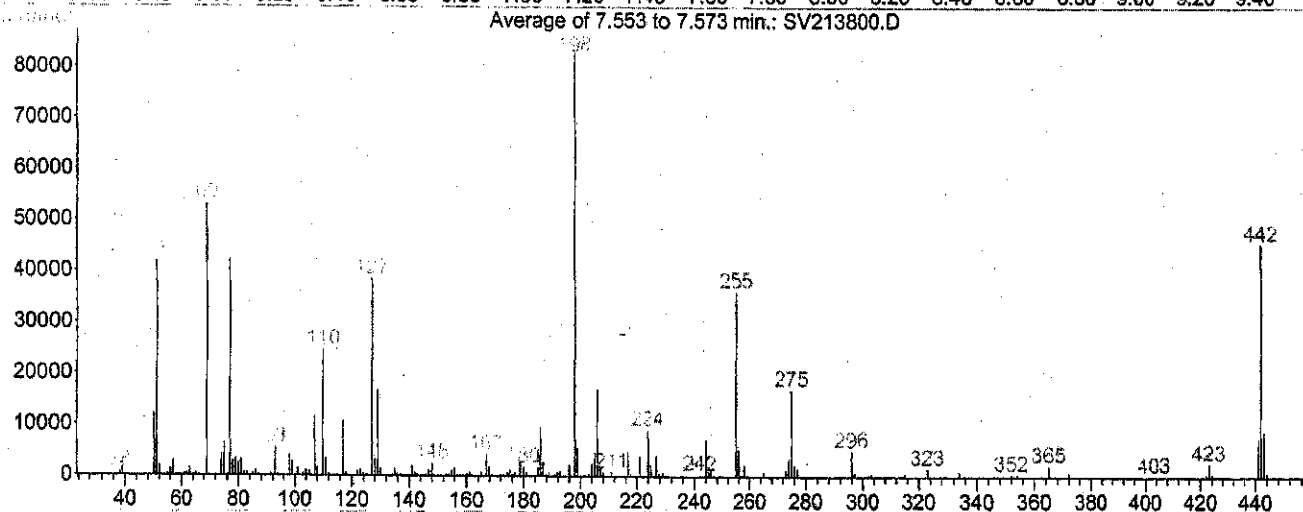
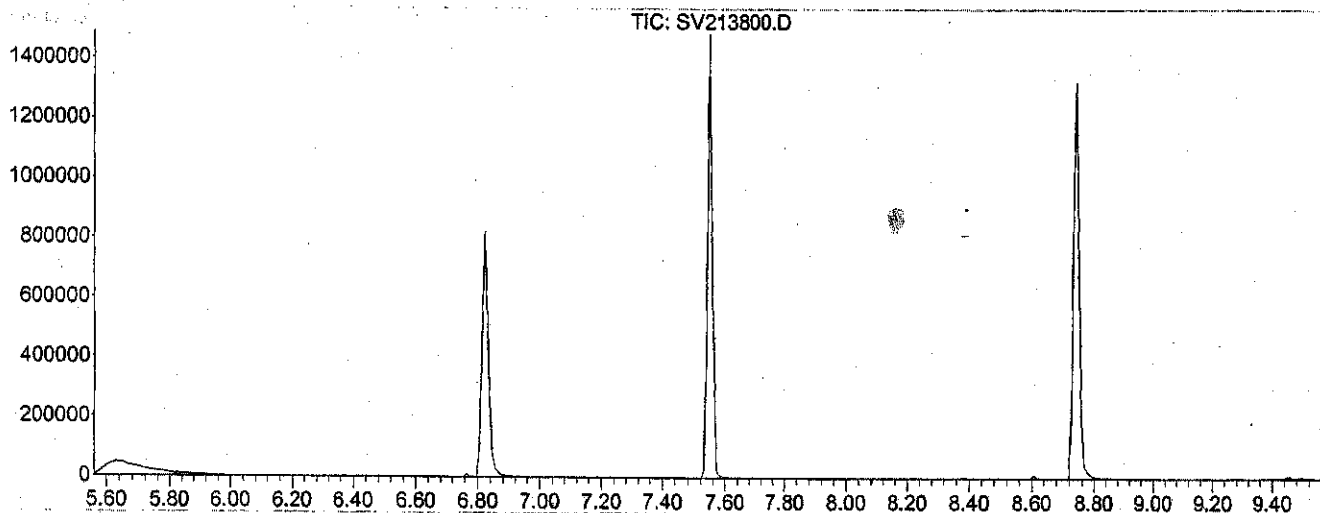
Date

Data Processed By

Date

DFTPP

Data File : Q:\SVOA\MS2_ME\ME0706\ME071506\SV213800.D Vial: 1
 Acq On : 15 Jul 2006 9:43 am Operator: VSC
 Sample : BPG0124-TUN1 Inst : GC/MS 2
 Misc : Multiplr: 1.00
 MS Integration Params: rteint.p
 Method : C:\HPCHEM\1\METHODS\PAH2ED.M (RTE Integrator)
 Title : LL PAH ELEMENT ID 0607035



Spectrum Information: Average of 7.553 to 7.573 min.

Target Mass	Rel. to Mass	Lower Limit%	Upper Limit%	Rel. Abn%	Raw Abn	Result Pass/Fail
51	198	30	60	50.5	41895	PASS
68	69	0.00	2	0.0	0	PASS
69	198	0.00	100	63.9	52956	PASS
70	69	0.00	2	0.4	203	PASS
127	198	40	60	46.4	38460	PASS
197	198	0.00	1	0.0	0	PASS
198	198	100	100	100.0	82889	PASS
199	198	5	9	6.6	5492	PASS
275	198	10	30	20.4	16882	PASS
365	198	1	100	2.6	2115	PASS
441	443	0.01	100	84.7	7395	PASS
442	198	40	100	54.9	45520	PASS
443	442	17	23	19.2	8733	PASS

Data File : Q:\SVOA\MS2_ME\ME0706\ME071506\SV213802.D Vial: 3
 Acq On : 15 Jul 2006 10:33 am Operator: VSC
 Sample : BPG0124-CCV1 Inst : GC/MS 2
 Misc : Multiplr: 1.00

MS Integration Params: rteint.p
 Quant Time: Jul 15 11:17 2006

Quant Results File: PAH2EB.RES

Quant Method : C:\HPCHEM\1\METHODS\PAH2EB.M (RTE Integrator)
 Title : LL PAH ELEMENT ID 0607020
 Last Update : Sat Jul 15 10:42:47 2006
 Response via : Initial Calibration
 DataAcq Meth : PAH2EA

Internal Standards	R.T.	QIon	Response	Conc	Units	Dev(Min)
1) 1,4-Dichlorobenzene-d4	3.14	152	15958	2.00	ng/uL	0.00
3) Naphthalene-d8	4.39	136	60670	2.00	ng/uL	0.00
8) Acenaphthene-d10	6.87	164	30647	2.00	ng/uL	-0.01
13) Phenanthrene-d10	9.60	188	41471	2.00	ng/uL	0.00
19) Chrysene-d12	15.10	240	24583	2.00	ng/uL	0.00
24) Perylene-d12	17.91	264	25120	2.00	ng/uL	0.00

System Monitoring Compounds

2) 1,2 Dichlorobenzene-d4 (SUR)	3.31	152	8559m	0.98	ng/uL	0.00
Spiked Amount 2.500			Recovery =	39.20%		
4) Nitrobenzene-d5 (SURR)	3.67	82	14346	0.93	ng/uL	0.00
Spiked Amount 2.500			Recovery =	37.20%		
9) 2-Fluorobiphenyl (SURR)	5.81	172	20907	0.88	ng/uL	-0.01
Spiked Amount 2.500			Recovery =	35.20%		
14) 2,4,6-Tribromophenol (SURR)	8.31	330	1973	0.86	ng/uL	0.00
Spiked Amount 3.750			Recovery =	22.93%		
21) Terphenyl-d14 (SURR)	12.98	244	10477	0.86	ng/uL	0.00
Spiked Amount 2.500			Recovery =	34.40%		

Target Compounds

	R.T.	QIon	Response	Conc	Units	Qvalue
5) Naphthalene	4.41	128	32074	0.86	ng/uL#	96
6) 2-Methylnaphthalene	5.26	142	18685	0.84	ng/uL	96
7) 1-Methylnaphthalene	5.40	142	19078	0.84	ng/uL	95
10) Acenaphthylene	6.61	152	30059	0.83	ng/uL#	100
11) Acenaphthene	6.92	153	19177	0.84	ng/uL	99
12) Fluorene	7.82	166	22000	0.88	ng/uL	99
15) Pentachlorophenol	9.54	266	487	0.77	ng/uL#	100
16) Phenanthrene	9.64	178	22748	0.85	ng/uL#	97
17) Anthracene	9.73	178	24122	0.78	ng/uL#	92
18) Fluoranthene	12.08	202	21697	0.79	ng/uL	95
20) Pyrene	12.53	202	22820	0.85	ng/uL	98
22) Benzo (a) anthracene	15.07	228	17237	0.80	ng/uL	99
23) Chrysene	15.16	228	19304	0.84	ng/uL	94
25) Benzo (b) fluoranthene	17.22	252	17042	0.81	ng/uL	92
26) Benzo (k) fluoranthene	17.27	252	22198	0.81	ng/uL	90
27) Benzo (a) pyrene	17.81	252	18388	0.8	ng/uL	94
28) Indeno (1,2,3-cd) pyrene	19.69	276	18899	0.87	ng/uL#	93
29) Dibenzo (a,h) anthracene	19.72	278	14808	0.90	ng/uL#	90
30) Benzo (g,h,i) perylene	20.12	276	15984	0.84	ng/uL#	94

(#) = qualifier out of range (m) = manual integration

Quantitation Report

Data File : Q:\SVOA\MS2_ME\ME0706\ME071506\SV213802.D Vial: 3
Acq On : 15 Jul 2006 10:33 am Operator: VSC
Sample : BPG0124-CCV1 Inst : GC/MS 2
Misc : Multiplr: 1.00

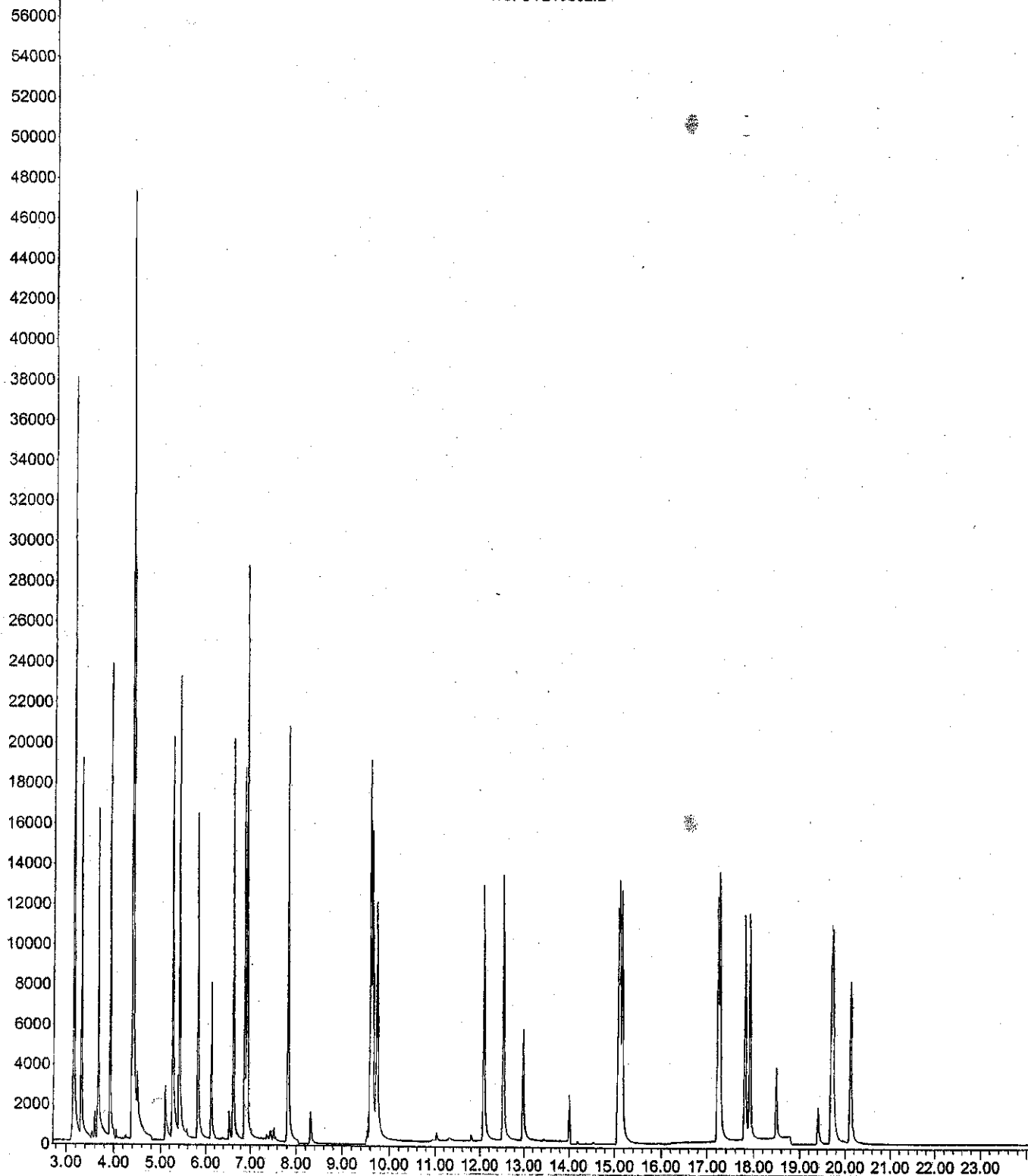
MS Integration Params: rteint.p

Quant Time: Jul 15 11:17 2006

Quant Results File: PAH2EB.RES

Method : C:\HPCHEM\1\METHODS\PAH2EB.M (RTE Integrator)
Title : LL PAH ELEMENT ID 0607020
Last Update : Sat Jul 15 10:42:47 2006
Response via : Initial Calibration

TIC: SV213802.D



Evaluate Continuing Calibration Report

Data File : Q:\SVOA\MS2_ME\ME0706\ME071506\SV213802.D Vial: 3
 Acq On : 15 Jul 2006 10:33 am Operator: VSC
 Sample : BPG0124-CCV1 Inst : GC/MS 2
 Misc : Multiplr: 1.00
 MS Integration Params: rteint.p

Method : C:\HPCHEM\1\METHODS\PAH2EB.M (RTE Integrator)
 Title : LL PAH ELEMENT ID 0607020
 Last Update : Sat Jul 15 10:42:47 2006
 Response via : Multiple Level Calibration

Min. RRF : 0.050 Min. Rel. Area : 50% Max. R.T. Dev 0.50min
 Max. RRF Dev : 30% Max. Rel. Area : 200%

	Compound	AvgRF	CCRF	%Dev	Area%	Dev (min)
1 I	1,4-Dichlorobenzene-d4	1.000	1.000	0.0	93	0.00
2 S	1,2 Dichlorobenzene-d4 (SURR)	1.302	1.073	17.6	90	0.00
3	Naphthalene-d8	1.000	1.000	0.0	92	0.00
4 S	Nitrobenzene-d5 (SURR)	0.506	0.473	6.5	88	0.00
5	Naphthalene	1.225	1.057	13.7	83	0.00
6	2-Methylnaphthalene	0.734	0.616	16.1	81	0.00
7	1-Methylnaphthalene	0.746	0.629	15.7	81	-0.01
8	Acenaphthene-d10	1.000	1.000	0.0	90	-0.01
9 S	2-Fluorobiphenyl (SURR)	1.550	1.364	12.0	82	-0.01
10	Acenaphthylene	2.367	1.962	17.1	80	-0.01
11 C	Acenaphthene	1.494	1.251	16.3#	80	-0.01
12	Fluorene	1.630	1.436	11.9	82	0.00
13	Phenanthrene-d10	1.000	1.000	0.0	81	0.00
14 S	2,4,6-Tribromophenol (SURR)	0.111	0.095	14.4	71	0.00
15 C	Pentachlorophenol	0.047	0.023#	51.1#	67	-0.01
16	Phenanthrene	1.429	1.097	23.2	71	0.00
17	Anthracene	1.496	1.163	22.3	71	0.00
18 C	Fluoranthene	1.327	1.046	21.2#	71	0.00
19	Chrysene-d12	1.000	1.000	0.0	82	0.00
20	Pyrene	2.185	1.857	15.0	70	0.00
21 S	Terphenyl-d14 (SURR)	0.986	0.852	13.6	73	0.00
22	Benzo (a) anthracene	1.751	1.402	19.9	70	0.00
23	Chrysene	1.860	1.571	15.5	73	0.00
24	Perylene-d12	1.000	1.000	0.0	80	0.00
25	Benzo (b) fluoranthene	1.681	1.357	19.3	70	-0.01
26	Benzo (k) fluoranthene	2.178	1.767	18.9	70	-0.01
27 C	Benzo (a) pyrene	1.748	1.464	16.2#	72	0.00
28	Indeno (1,2,3-cd) pyrene	1.726	1.505	12.8	75	0.00
29	Dibenzo (a,h) anthracene	1.313	1.179	10.2	76	0.00
30	Benzo (g,h,i) perylene	1.510	1.273	15.7	73	0.00

ESS LABORATORY

GCMS2 RUN LOG

3 errors
7/15/06

COLUMN DB5MS

BATCH DATE	VIAL #	FILE #	LAB ID	METHOD	COMMENTS / DILUTION / STANDARD ID	ANALYST
7/14/06	7	SV2 13797	0660123 - 6476	PAH2EB	6614099	VSL
7/14/06	8	SV2 13798	0660123 - 6476	PAH2EB	6614100	VSL
7/14/06	9	SV2 13799	0660123 - 6476	PAH2EB	6614101	VSL
7/15/06	1	SV2 13800	[REDACTED]	OFFSP	6626111	VSL
	2	SV2 01	0660124 - 501	PAH2EB	6614102	
	3	SV2 02	[REDACTED]		6617034	
	4	SV2 03	0661307 - 001		66-14094	
	5	SV2 04	0661307 - 001			
	6	SV2 05	0661307 - 001			
	7	SV2 06	0607134 - 01		RR IS Failed	
	8	SV2 07	0607134 - 04			
	9	SV2 08	[REDACTED]			
	10	SV2 09	[REDACTED]			
	11	SV2 10	[REDACTED]			
	12	SV2	[REDACTED]			
	13	SV2 12	[REDACTED]			
	14	SV2 13	[REDACTED]			
	15	SV2 14	[REDACTED]			
	16	SV2 15	[REDACTED]		RR IS Failed	
	17	SV2 16	[REDACTED]			
	18	SV2 17	[REDACTED]			
	19	SV2 18	[REDACTED]			
	20	SV2 19	[REDACTED]			
	21	SV2 20	[REDACTED]			
	22	SV2 21	[REDACTED]			
7/15/06	23	SV2 22	0607164 - 02	PAH2EB		VSL
7/17/06	1	SV2 23	0660185 - 001	DETPP	6613052	JCS
7/17/06	2	SV2 24	0660185 - 001	PAH2EB		JCS
7/17/06	2	SV2 25	0660185 - 001	PAH2EB	6614039	JCS

Control Number 60.0019-0601A

Page _____

ANALYSIS SEQUENCE

BPG0185

Instrument: SVOAMS2

Calibration ID: UNASSIGNED PA#22B

Lab Number	Analysis	Container	Order	Position	STD ID	ISTD ID	Client
BPG0185-TUN1	QC		1		6G13052		
BPG0185-CCV1	QC		2		6G19039	6G14094	
BG61512-BLK2	QC		3				
BG61512-BS2	QC		4				
BG61512-BSD2	QC		5				
BG61925-BLK1	QC		6			6G14094	
BG61925-BS1	QC		7			6G14094	
BG61925-BSD1	QC		8			6G14094	
0607164-24	/OC: 8270/3541 ppb PAH SI	A	9			6G14094	MACTEC Engineering & Consulting, Inc
0607164-23	/OC: 8270/3541 ppb PAH SI	A	10			6G14094	MACTEC Engineering & Consulting, Inc
0607164-22	/OC: 8270/3541 ppb PAH SI	A	11			6G14094	MACTEC Engineering & Consulting, Inc
0607164-21	/OC: 8270/3541 ppb PAH SI	A	12			6G14094	MACTEC Engineering & Consulting, Inc
BG62039-BLK1	QC		13			6G14094	
BG62039-BS1	QC		14			6G14094	
BG62039-BSD1	QC		15			6G14094	
0607173-11	/OC: 8270/3541 ppb PAH SI	A	16			6G14094	MACTEC Engineering & Consulting, Inc
0607173-02	/OC: 8270/3541 ppb PAH SI	A	17			6G14094	MACTEC Engineering & Consulting, Inc
0607173-03	/OC: 8270/3541 ppb PAH SI	A	18			6G14094	MACTEC Engineering & Consulting, Inc
BG62542-BLK1	QC		19			6G14094	
BG62542-BS1	QC		20			6G14094	
BG62542-BSD1	QC		21			6G14094	

Samples Loaded By

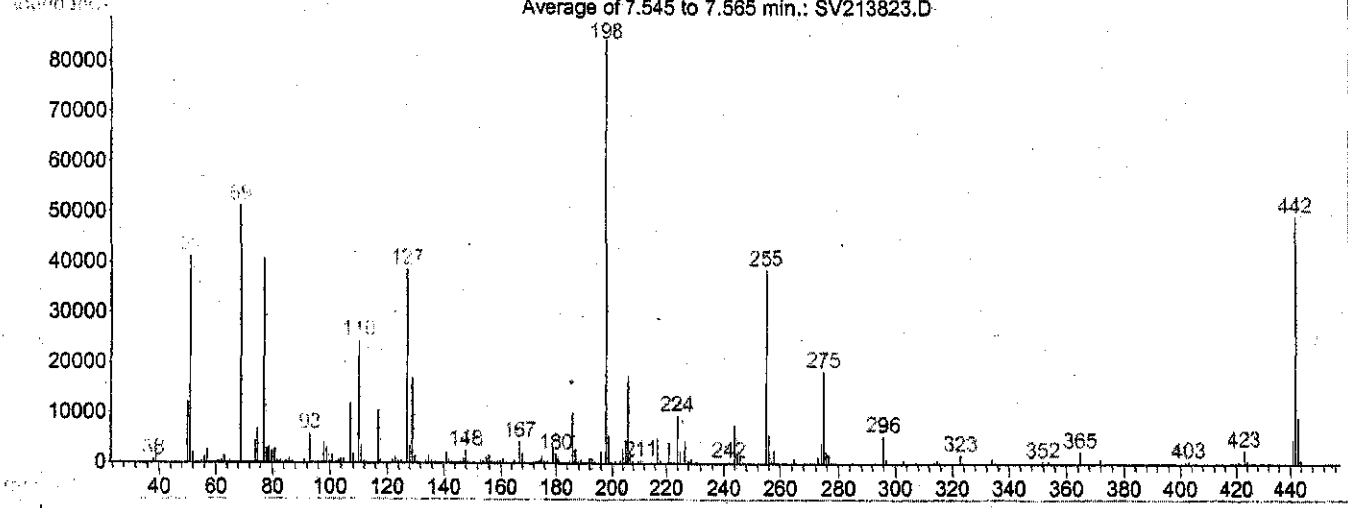
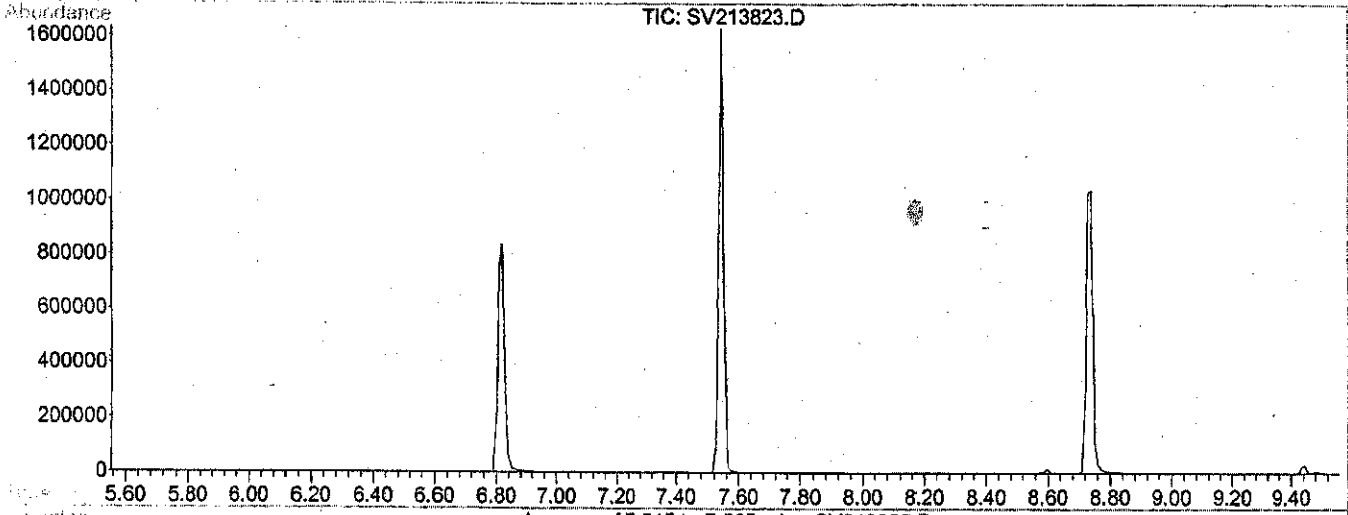
Date

Data Processed By

Date

DFTPP

Data File : Q:\SVOA\MS2_ME\ME0706\ME071706\SV213823.D Vial: 1
 Acq On : 17 Jul 2006 7:36 am Operator: JLS
 Sample : BPG0185-TUN1 Inst : GC/MS 2
 Misc : Multiplr: 1.00
 MS Integration Params: rteint.p
 Method : C:\HPCHEM\1\METHODS\DFTPP.M (RTE Integrator)
 Title : 8270



Spectrum Information: Average of 7.545 to 7.565 min.

Target Mass	Rel. to Mass	Lower Limit%	Upper Limit%	Rel. Abn%	Raw Abn	Result Pass/Fail
51	198	30	60	48.7	41149	PASS
68	69	0.00	2	0.0	0	PASS
69	198	0.00	100	60.7	51324	PASS
70	69	0.00	2	0.3	177	PASS
127	198	40	60	45.7	38618	PASS
197	198	0.00	1	0.0	0	PASS
198	198	100	100	100.0	84544	PASS
199	198	5	9	6.4	5399	PASS
275	198	10	30	21.7	18366	PASS
365	198	1	100	2.8	2361	PASS
441	443	0.01	100	50.2	4645	PASS
442	198	40	100	58.4	49365	PASS
443	442	17	23	18.7	9248	PASS

Data File : Q:\SVOA\MS2_ME\ME0706\ME071706\SV213825.D Vial: 2
 Acq On : 17 Jul 2006 9:40 am Operator: JLS
 Sample : BPG0185-CCV1 Inst : GC/MS 2
 Misc : Multiplr: 1.00
 MS Integration Params: rteint.p **TV=1**
 Quant Time: Jul 17 10:18 2006 Quant Results File: PAH2EB.RES

Quant Method : C:\HPCHEM\1\METHODS\PAH2EB.M (RTE Integrator)
 Title : LL PAH ELEMENT ID 0607020
 Last Update : Sat Jul 15 10:42:47 2006
 Response via : Initial Calibration
 DataAcq Meth : PAH2EB

Internal Standards	R.T.	QIon	Response	Conc	Units	Dev(Min)
1) 1,4-Dichlorobenzene-d4	3.14	152	15445	2.00	ng/uL	-0.01
3) Naphthalene-d8	4.39	136	57819	2.00	ng/uL	0.00
8) Acenaphthene-d10	6.87	164	29617	2.00	ng/uL	-0.01
13) Phenanthrene-d10	9.59	188	43494	2.00	ng/uL	-0.01
19) Chrysene-d12	15.09	240	26394	2.00	ng/uL	-0.02
24) Perylene-d12	17.90	264	28220	2.00	ng/uL	-0.02

System Monitoring Compounds	R.T.	QIon	Response	Conc	Units	Dev(Min)
2) 1,2 Dichlorobenzene-d4 (SUR)	3.31	152	7621m	0.89	ng/uL	-0.01
Spiked Amount	2.500		Recovery	=	35.60%	
4) Nitrobenzene-d5 (SURR)	3.67	82	15041m	1.03	ng/uL	0.00
Spiked Amount	2.500		Recovery	=	41.20%	
9) 2-Fluorobiphenyl (SURR)	5.81	172	22803	0.99	ng/uL	0.00
Spiked Amount	2.500		Recovery	=	39.60%	
14) 2,4,6-Tribromophenol (SURR)	8.30	330	2347	0.97	ng/uL	0.00
Spiked Amount	3.750		Recovery	=	25.87%	
21) Terphenyl-d14 (SURR)	12.97	244	12696	0.98	ng/uL	-0.01
Spiked Amount	2.500		Recovery	=	39.20%	

Target Compounds	R.T.	QIon	Response	Conc	Units	Qvalue
5) Naphthalene	4.40	128	34803	0.98	ng/uL#	96
6) 2-Methylnaphthalene	5.25	142	20555	0.97	ng/uL	97
7) 1-Methylnaphthalene	5.40	142	20926	0.97	ng/uL	94
10) Acenaphthylene	6.61	152	32757	0.93	ng/uL#	100
11) Acenaphthene	6.92	153	20901	0.94	ng/uL	98
12) Fluorene	7.82	166	24833	1.03	ng/uL	92
15) Pentachlorophenol	9.54	266	582	0.98	ng/uL#	100
16) Phenanthrene	9.63	178	27549	0.97	ng/uL#	98
17) Anthracene	9.72	178	29213	0.90	ng/uL#	94
18) Fluoranthene	12.07	202	25122	0.87	ng/uL	97
20) Pyrene	12.52	202	26563	0.92	ng/uL	98
22) Benzo (a) anthracene	15.06	228	21398	0.93	ng/uL	99
23) Chrysene	15.14	228	23293	0.95	ng/uL	93
25) Benzo (b) fluoranthene	17.21	252	22092	0.93	ng/uL	91
26) Benzo (k) fluoranthene	17.25	252	27800m	0.90	ng/uL	
27) Benzo (a) pyrene	17.79	252	23034	0.99	ng/uL	93
28) Indeno (1,2,3-cd) pyrene	19.68	276	19197	0.79	ng/uL#	97
29) Dibenzo (a,h) anthracene	19.71	278	14432	0.78	ng/uL#	93
30) Benzo (g,h,i) perylene	20.10	276	17140	0.80	ng/uL#	98

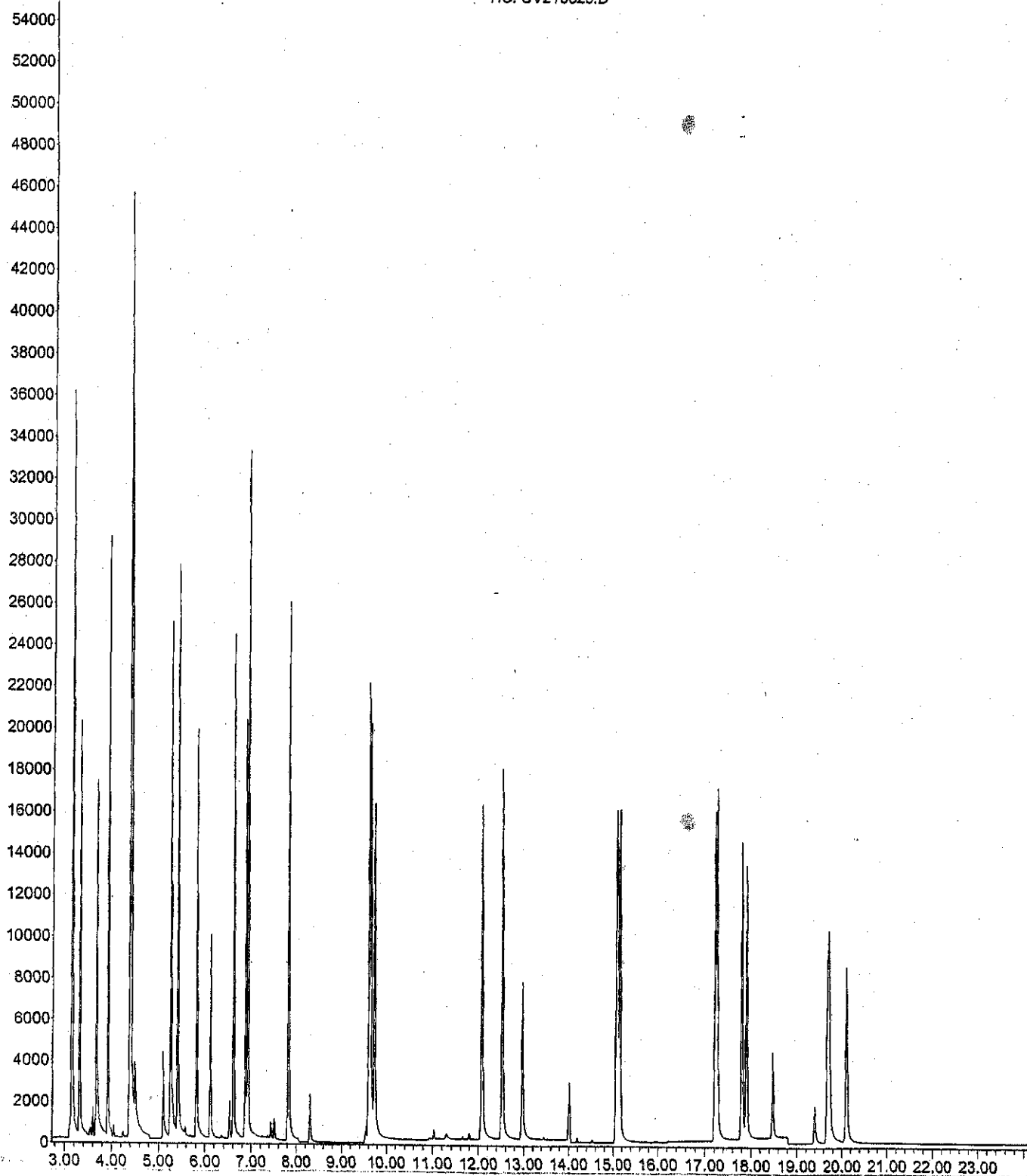
(#) = qualifier out of range (m) = manual integration
 SV213825.D PAH2EB.M Wed Jul 19 14:08:44 2006

Quantitation Report

Data File : Q:\SVOA\MS2_ME\ME0706\ME071706\SV213825.D Vial: 2
Acq On : 17 Jul 2006 9:40 am Operator: JLS
Sample : BPG0185-CCV1 Inst : GC/MS 2
Misc : Multiplr: 1.00
MS Integration Params: rteint.p
Quant Time: Jul 17 10:18 2006 Quant Results File: PAH2EB.RES

Method : C:\HPCHEM\1\METHODS\PAH2EB.M (RTE Integrator)
Title : LL PAH ELEMENT ID 0607020
Last Update : Sat Jul 15 10:42:47 2006
Response via : Initial Calibration

TIC: SV213825.D



ESS LABORATORY
GCMS2 RUN LOG

3 errors
7/15/06

COLUMN DB5MS

BATCH DATE	VIAL #	FILE #	LAB ID	METHOD	COMMENTS / DILUTION / STANDARD ID	ANALYST
7/14/06	7	SV2 13797	BP60123 - CCV1	PAH2EB	66-14099	VSL
7/14/06	8	SV2 13798	BP60123 - CCV1		66-14100	JLS
7/14/06	9	SV2 13799	BP60123 - CCV1	PAH2EB	66-14101	JLS
7/15/06	1	SV2 13800	BP60124 - TMI	DETPP	66-26111	VSL
	2	SV2 01	BP60124 - CCV1	PAH2EB	66-14102	
	3	SV2 02	BP60124 - CCV1		66-17034	
	4	SV2 03	BP601307 - Acc1		66-14094	
	5	SV2 04	BP601307 - BS1			
	6	SV2 05	BP601307 - BS01			
	7	SV2 06	0607134-01		RR IS Failed	
	8	SV2 07	0607134-04			
	9	SV2 08	BP601414 - Acc1			
	10	SV2 09	BP601414 - BS1			
	11	SV2 10	BP601414 - BS01			
	12	SV2 11	0607164-01			
	13	SV2 12	-10			
	14	SV2 13	-11			
	15	SV2 14	-12			
	16	SV2 15	-13		RR IS	
	17	SV2 16	-14		RR IS Failed	
	18	SV2 17	-15			
	19	SV2 18	-16			
	20	SV2 19	-17			
	21	SV2 20	-18			
	22	SV2 21	-18-20-21-22			
7/15/06	23	SV2 22	0607164 - BS18	PAH2EB		JLS
7/17/06	1	SV2 23	BP60124 - TMI	DETPP	66-13062	JLS
7/17/06	2	SV2 24	BP60124 - CCV1	PAH2EB		JLS
7/17/06	2	SV2 25	BP60124 - CCV1	PAH2EB	66-14039	JLS

Control Number 60.0019-0601A

Page _____

ESS LABORATORY GCMS2 RUN LOG

COLUMN DB5MS

BATCH DATE	VIAL #	FILE #	LAB ID	METHOD	COMMENTS / DILUTION / STANDARD ID	ANALYST
7/17/06	3	SV2 138 26	[REDACTED]	PAH2ERB	✓ 6614094	JCS
	4	SV2 27	[REDACTED]		✓	
	5	SV2 28	[REDACTED]		✓	
	6	SV2 29	0607173-02		✓ RR IS Failure	
	7	SV2 30	0607173-03		✓	
	8	SV2 31	[REDACTED]		✓	
	9	SV2 32	[REDACTED]		✓ ^{RR IS} RR IS Failure	
	10	SV2 33	[REDACTED]			
	11	SV2 34	0607173-11			
	12	SV2 35	0607173-04			
	13	SV2 36	[REDACTED]		NOT Needed	
	14	SV2 37	0607173-07			
	15	SV2 38	0607173-09			
	16	SV2 39	0607134-02		✓ RR IS Failure	
	17	SV2 40	0607173-15			
	18	SV2 41	0607173-12			
7/17/06	19	SV2 42	0607173-01	PAH2ERB		JCS
7/18/06	1	SV2 43	Tm1	DFTPP		JCS
	1	SV2 44	Tm1	DFTPP		
	1	SV2 45	BPG0149-Tm1	DFTPP	✓ 6626111	
	2	SV2 46	BPG0149-CCA	PAH2ERB	✓ 662037	
	3	SV2 47	BPG134-BK3	PAH2ERB	✓ 6614094	
	4	SV2 48	0607157-01		✓	
	5	SV2 49	-02		✓	
	6	SV2 50	-07		✓	
	7	SV2 51	-08		✓	
	8	SV2 52	-11 2/18/06		✓	
	9	SV2 53	-12		✓	
7/18/06	10	SV2 54	0607157-13	PAH2ERB	✓	JCS

Control Number 60.0019-0601A

Page _____

ANALYSIS SEQUENCE

BPG0184

Instrument: SVOAMS2

Calibration ID: UNASSIGNED PAH2EB

Lab Number	Analysis	Container	Order	Position	STD ID	ISTD ID	Client
BPG0184-TUN1	QC		1		6G13052		
BPG0184-CCV1	QC		2		6G19039	6G14094	
0607134-02	/OC: 8270/3541 ppb PAH SI	A	3			6G14094	MACTEC Engineering & Consulting, Inc
0607134-04	/OC: 8270/3541 ppb PAH SI	A	4			6G14094	MACTEC Engineering & Consulting, Inc
0607134-01	/OC: 8270/3541 ppb PAH SI	A	5			6G14094	MACTEC Engineering & Consulting, Inc
0607164-22RE1	/OC: 8270/3541 ppb PAH SI	A	6			6G14094	MACTEC Engineering & Consulting, Inc
0607164-13RE1	/OC: 8270/3541 ppb PAH SI	A	7			6G14094	MACTEC Engineering & Consulting, Inc
0607164-15	/OC: 8270/3541 ppb PAH SI	A	8			6G14094	MACTEC Engineering & Consulting, Inc

Samples Loaded By

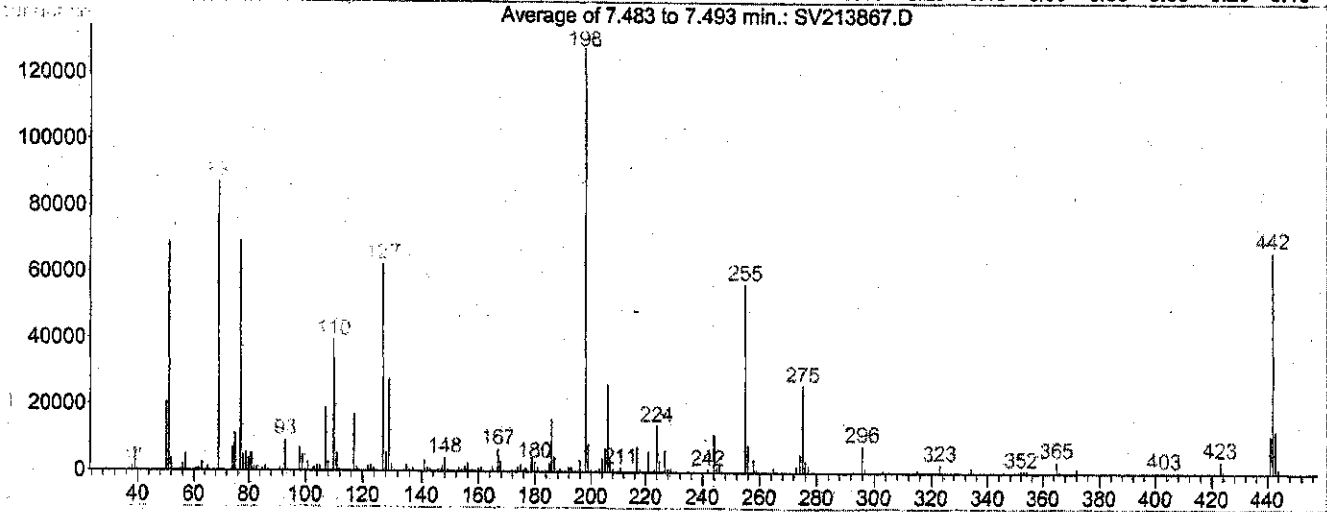
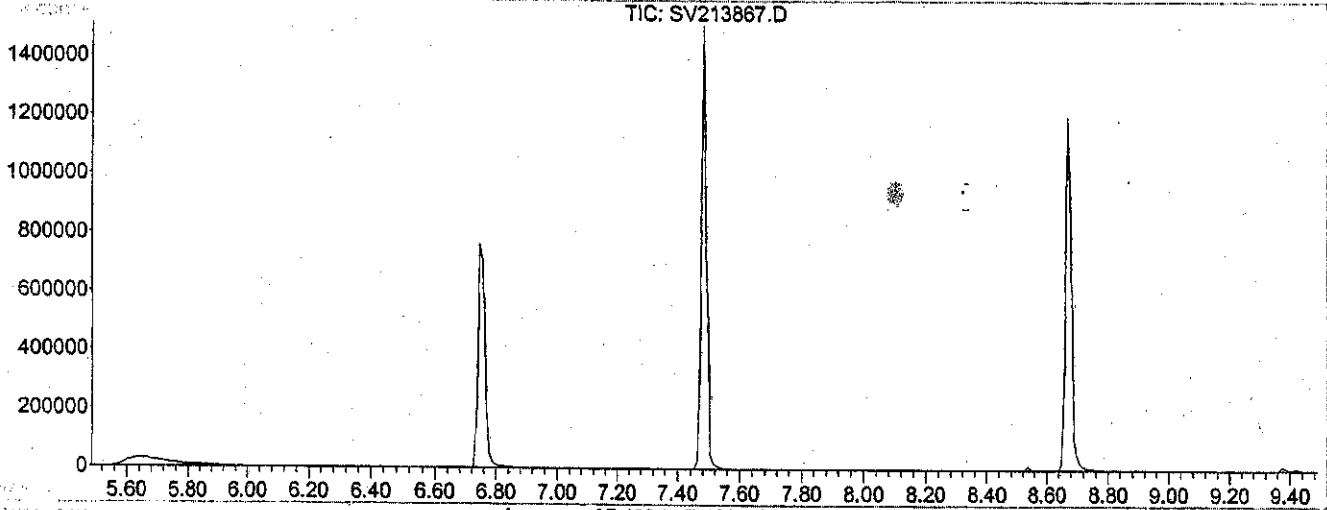
Date

Data Processed By

Date

DFTPP

Data File : Q:\SVOA\MS2_ME\ME0706\ME071906\SV213867.D Vial: 1
 Acq On : 19 Jul 2006 9:46 am Operator: JLS
 Sample : BPG0184-TUN1 Inst : GC/MS 2
 Misc : Multiplr: 1.00
 MS Integration Params: rteint.p
 Method : C:\HPCHEM\1\METHODS\DFTPP.M (RTE Integrator)
 Title : 8270



Spectrum Information: Average of 7.483 to 7.493 min.

Target Mass	Rel. to Mass	Lower Limit%	Upper Limit%	Rel. Abn%	Raw Abn	Result Pass/Fail
51	198	30	60	54.1	69228	PASS
68	69	0.00	2	0.0	0	PASS
69	198	0.00	100	68.1	87168	PASS
70	69	0.00	2	0.3	264	PASS
127	198	40	60	48.8	62420	PASS
197	198	0.00	1	0.0	0	PASS
198	198	100	100	100.0	127924	PASS
199	198	5	9	6.6	8463	PASS
275	198	10	30	20.5	26208	PASS
365	198	1	100	2.7	3451	PASS
441	443	0.01	100	90.0	11417	PASS
442	198	40	100	52.3	66892	PASS
443	442	17	23	19.0	12690	PASS

Quantitation Report (QT Reviewed)

Data File : Q:\SVOA\MS2_ME\ME0706\ME071906\SV213869.D Vial: 2
 Acq On : 19 Jul 2006 11:01 am Operator: JLS
 Sample : BPG0184-CCV1 Inst : GC/MS 2
 Misc : Multiplr: 1.00
 MS Integration Params: rteint.p
 Quant Time: Jul 19 11:25 2006 Quant Results File: PAH2EB.RES

Quant Method : C:\HPCHEM\1\METHODS\PAH2EB.M (RTE Integrator)
 Title : LL PAH ELEMENT ID 0607020
 Last Update : Sat Jul 15 10:42:47 2006
 Response via : Initial Calibration
 DataAcq Meth : PAH2EB

Internal Standards	R.T.	QIon	Response	Conc	Units	Dev(Min)
1) 1,4-Dichlorobenzene-d4	3.10	152	14933	2.00	ng/uL	-0.05
3) Naphthalene-d8	4.32	136	56500	2.00	ng/uL	-0.07
8) Acenaphthene-d10	6.79	164	29440	2.00	ng/uL	-0.09
13) Phenanthrene-d10	9.50	188	37244	2.00	ng/uL	-0.10
19) Chrysene-d12	14.99	240	18914	2.00	ng/uL	-0.12
24) Perylene-d12	17.79	264	18364	2.00	ng/uL	-0.13

System Monitoring Compounds

2) 1,2 Dichlorobenzene-d4 (SUR)	3.26	152	7640m	0.93	ng/uL	-0.06
Spiked Amount	2.500		Recovery	=	37.20%	
4) Nitrobenzene-d5 (SURR)	3.62	82	14982m	1.05	ng/uL	-0.06
Spiked Amount	2.500		Recovery	=	42.00%	
9) 2-Fluorobiphenyl (SURR)	5.74	172	22457	0.98	ng/uL	-0.08
Spiked Amount	2.500		Recovery	=	39.20%	
14) 2,4,6-Tribromophenol (SURR)	8.22	330	2355	1.14	ng/uL	-0.09
Spiked Amount	3.750		Recovery	=	30.40%	
21) Terphenyl-d14 (SURR)	12.88	244	9900	1.06	ng/uL	-0.10
Spiked Amount	2.500		Recovery	=	42.40%	

Target Compounds

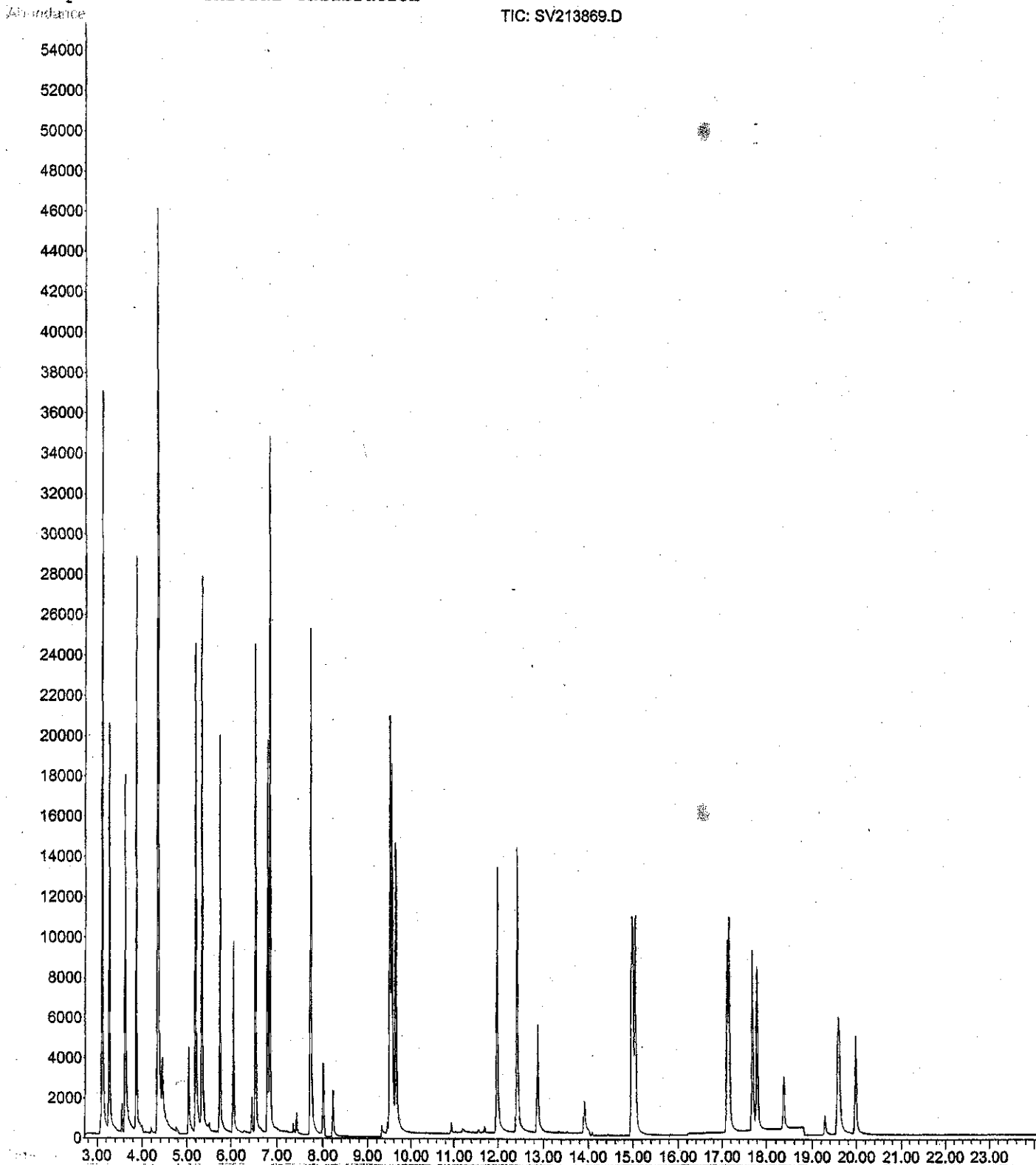
	R.T.	QIon	Response	Conc	Units	Qvalue
5) Naphthalene	4.35	128	33894	0.98	ng/uL#	96
6) 2-Methylnaphthalene	5.19	142	20189	0.97	ng/uL	97
7) 1-Methylnaphthalene	5.33	142	20630	0.98	ng/uL	94
10) Acenaphthylene	6.53	152	32822	0.94	ng/uL#	100
11) Acenaphthene	6.84	153	20877	0.95	ng/uL	99
12) Fluorene	7.73	166	23398	0.97	ng/uL	96
15) Pentachlorophenol	9.45	266	193	Below Cal	#	100
16) Phenanthrene	9.55	178	25725	1.06	ng/uL#	99
17) Anthracene	9.63	178	26659	0.96	ng/uL#	94
18) Fluoranthene	11.98	202	21800	0.88	ng/uL	97
20) Pyrene	12.42	202	22771	1.10	ng/uL	97
22) Benzo(a)anthracene	14.96	228	14888	0.90	ng/uL	99
23) Chrysene	15.04	228	16709	0.95	ng/uL	93
25) Benzo(b)fluoranthene	17.10	252	13581	0.88	ng/uL	92
26) Benzo(k)fluoranthene	17.15	252	18551	0.93	ng/uL	92
27) Benzo(a)pyrene	17.69	252	15102	0.94	ng/uL	92
28) Indeno(1,2,3-cd)pyrene	19.56	276	11448	0.72	ng/uL#	99
29) Dibenzo(a,h)anthracene	19.59	278	8413	0.70	ng/uL#	96
30) Benzo(g,h,i)perylene	19.97	276	9824	0.71	ng/uL#	100

(#) = qualifier out of range (m) = manual integration
 SV213869.D PAH2EB.M Wed Jul 19 14:00:08 2006

Quantitation Report

Data File : Q:\SVOA\MS2_ME\ME0706\ME071906\SV213869.D Vial: 2
Acq On : 19 Jul 2006 11:01 am Operator: JLS
Sample : BPG0184-CCV1 Inst : GC/MS 2
Misc : Multiplr: 1.00
MS Integration Params: rteint.p
Quant Time: Jul 19 11:25 2006 Quant Results File: PAH2EB.RES

Method : C:\HPCHEM\1\METHODS\PAH2EB.M (RTE Integrator)
Title : LL PAH ELEMENT ID 0607020
Last Update : Sat Jul 15 10:42:47 2006
Response via : Initial Calibration



ESS LABORATORY GCMS2 RUN LOG

COLUMN DB5MS

BATCH DATE	VIAL #	FILE #	LAB ID	METHOD	COMMENTS / DILUTION / STANDARD ID	ANALYST
7/18/06	11	SV2-13855	0607137-14	PAH2EB	✓ 66-14094	JSL
	12	SV2 16	-15		✓	
	13	SV2 18	-16		✓	
	14	SV2 20	-17		✓	
	15	SV2 21	-09		✓	
	16	SV2 20	-03		✓	
	17	SV2 21	-10		✓	
	18	SV2 22	-05		✓	
	19	SV2 23	-06		✓	
	20	SV2 24	-04		✓	
	21	SV2 25	0607157-18		✓	
7/18/06	22	SV2 26	661801-BK3	PAH2EB	✓	JSL
7/19/06	1	SV2 67	[REDACTED]	DETRP	661802 AQ BPG-0019	JLS
	2	SV2 68	CCVI	PAH2EB	661803	
	2	SV2 69	[REDACTED]	PAH2EB	✓ 66-19039	
	3	SV2 70	0607157-19		✓ 66-14094	
	4	SV2 71	-20		✓ RR2X	
	5	SV2 72	0607134-04		✓	
	6	SV2 73	-01		✓ IS Failure confirmation	
	7	SV2 74	BS1 61704-BK1		✓ RR IS	
	8	SV2 75	-BS1		✓ RR IS	
	9	SV2 76	-BS1		✓ RR IS	
	10	SV2 77	0607134-02		✓	
	11	SV2 78	[REDACTED]		✓ re-extract sample not needed RR	JLS
	12	SV2 79	0607173-02		✓	
	13	SV2 80	[REDACTED]		✓ RR2X Confirmation of IS Failure	
	14	SV2 81	[REDACTED]		KS ✓	
7/19/06	15	SV2 82	[REDACTED]	PAH2EB	KS ✓	JLS
7/19/06	16	SV2 83	0607157-20	PAH2EB	KS ✓	JLS

Control Number 60.0019-0601A

Page _____

ANALYSIS SEQUENCE

BPG0247

Instrument: SVOAMS2

Calibration ID: UNASSIGNED PAH2EB

Lab Number	Analysis	Container	Order	Position	STD ID	ISTD ID	Client
BPG0247-TUN1	QC		1		6G13052		
BPG0247-CCV1	QC		2		6G19039	6G14094	
BG61704-BLK2	QC		3				
BG61704-BS2	QC		4				
BG61704-BSD2	QC		5				
BG61922-BLK1	QC		6			6G14094	
BG61922-BS1	QC		7			6G14094	
BG61922-BSD1	QC		8			6G14094	
0607175-17	SVOC: 8270 ppb PAH SIM	A	9			6G14094	GaiaTech, Inc.
BG62134-BLK1	QC		10			6G14094	
BG62134-BS1	QC		11			6G14094	
BG62134-BSD1	QC		12			6G14094	

Samples Loaded By

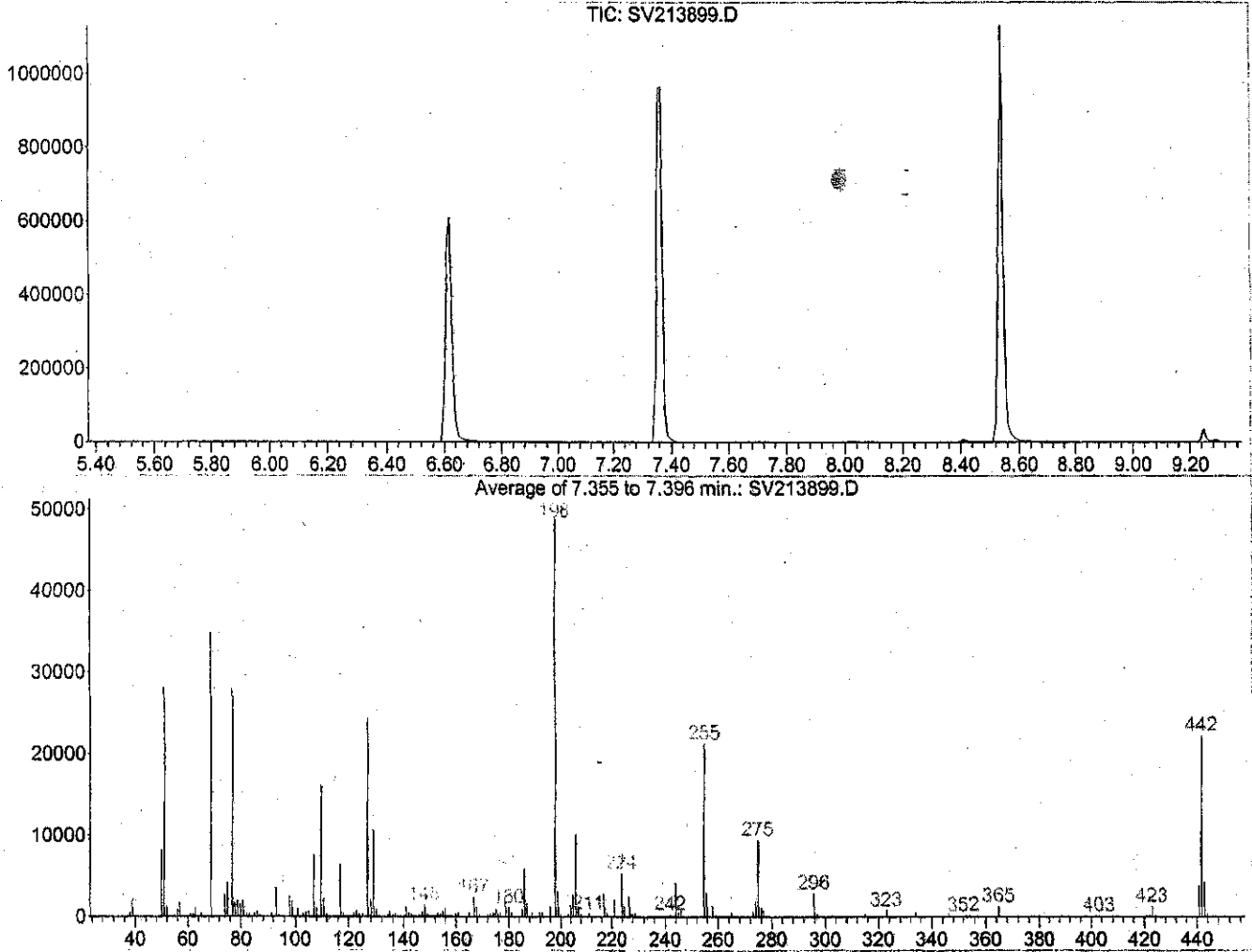
Date

Data Processed By

Date

DFTPP

Data File : Q:\SVOA\MS2_ME\ME0706\ME072006\SV213899.D Vial: 1
 Acq On : 20 Jul 2006 5:49 pm Operator: VSC
 Sample : BPG0247-TUN1 Inst : GC/MS 2
 Misc : Multiplr: 1.00
 MS Integration Params: rteint.p
 Method : C:\HPCHEM\1\METHODS\DFTPP.M (RTE Integrator)
 Title : 8270



Spectrum Information: Average of 7.355 to 7.396 min.

Target Mass	Rel. to Mass	Lower Limit%	Upper Limit%	Rel. Abn%	Raw Abn	Result Pass/Fail
51	198	30	60	57.5	28068	PASS
68	69	0.00	2	0.0	0	PASS
69	198	0.00	100	71.6	34926	PASS
70	69	0.00	2	0.0	0	PASS
127	198	40	60	50.0	24412	PASS
197	198	0.00	1	0.0	0	PASS
198	198	100	100	100.0	48792	PASS
199	198	5	9	6.4	3129	PASS
275	198	10	30	19.3	9432	PASS
365	198	1	100	2.6	1257	PASS
441	443	0.01	100	91.4	3836	PASS
442	198	40	100	45.5	22221	PASS
443	442	17	23	18.9	4197	PASS

Data File : Q:\SVOA\MS2_ME\ME0706\ME072006\SV213900.D Vial: 10
 Acq On : 20 Jul 2006 6:09 pm Operator: VSC
 Sample : BPG0247-CCV1 Inst : GC/MS 2
 Misc : Multiplr: 1.00
 MS Integration Params: rteint.p
 Quant Time: Jul 21 14:45 2006

TV = 1.00

Quant Results File: PAH2EC.RES

Quant Method : C:\HPCHEM\1\METHODS\PAH2EC.M (RTE Integrator)
 Title : LL PAH ELEMENT ID 0607033
 Last Update : Thu Jul 20 17:21:20 2006
 Response via : Initial Calibration
 DataAcq Meth : PAH2EB

Internal Standards	R.T.	QIon	Response	Conc	Units	Dev (Min)
1) 1,4-Dichlorobenzene-d4	3.00	152	18970	2.00	ng/uL	0.00
3) Naphthalene-d8	4.21	136	68667	2.00	ng/uL	0.00
8) Acenaphthene-d10	6.63	164	34186	2.00	ng/uL	0.00
13) Phenanthrene-d10	9.31	188	45087	2.00	ng/uL	0.00
19) Chrysene-d12	14.78	240	23012	2.00	ng/uL	0.00
24) Perylene-d12	17.57	264	23785	2.00	ng/uL	0.00

System Monitoring Compounds

2) 1,2 Dichlorobenzene-d4 (SUR)	3.17	152	12124	1.18	ng/uL	0.00
Spiked Amount	2.500		Recovery	=	47.20%	
4) Nitrobenzene-d5 (SURR)	3.52	82	17337	1.00	ng/uL	0.00
Spiked Amount	2.500		Recovery	=	40.00%	
9) 2-Fluorobiphenyl (SURR)	5.59	172	26668	1.04	ng/uL	0.00
Spiked Amount	2.500		Recovery	=	41.60%	
14) 2,4,6-Tribromophenol (SURR)	8.04	330	2682	0.97	ng/uL	0.00
Spiked Amount	3.750		Recovery	=	25.87%	
21) Terphenyl-d14 (SURR)	12.68	244	11863	0.97	ng/uL	0.01
Spiked Amount	2.500		Recovery	=	38.80%	

Target Compounds

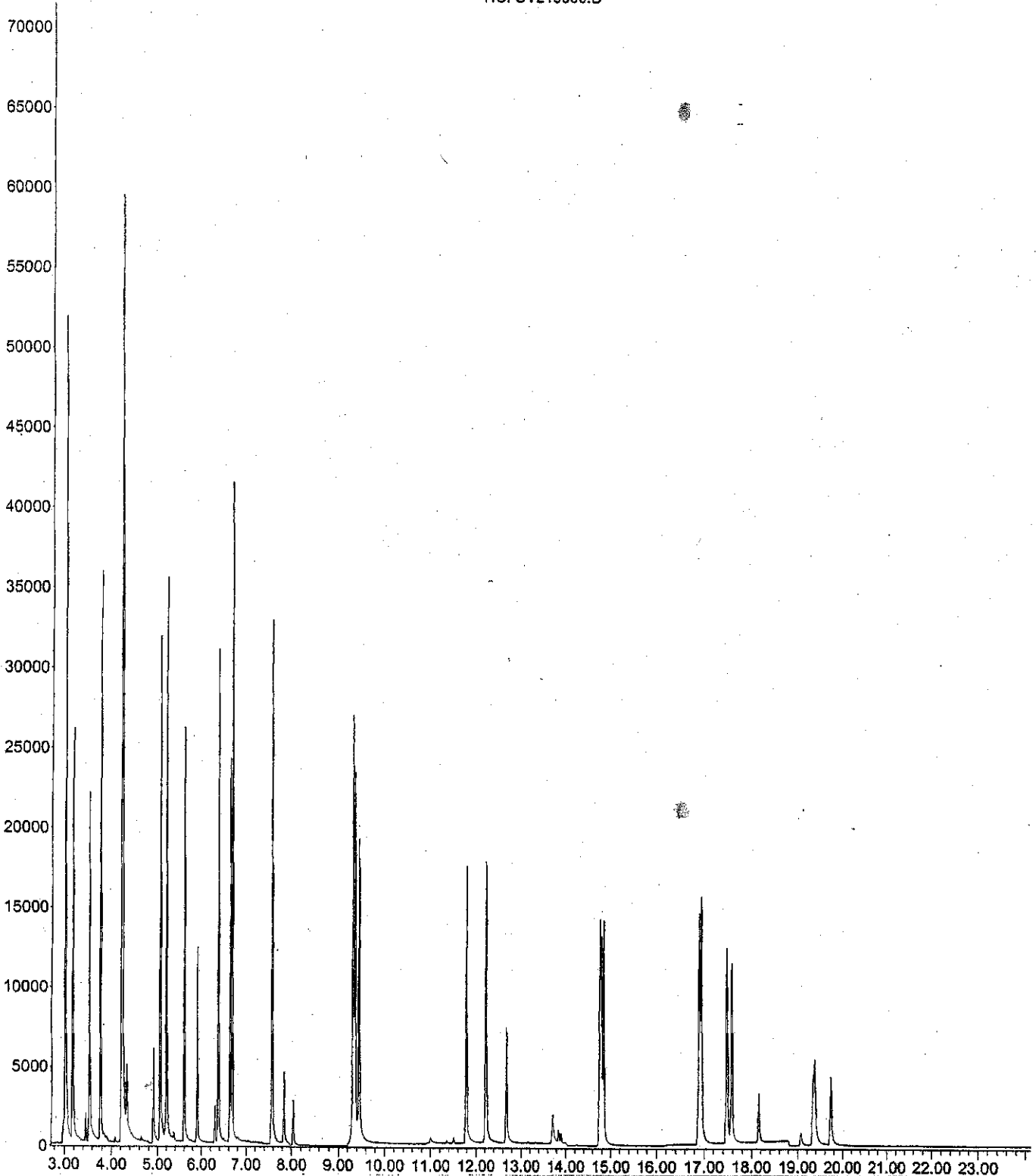
						Qvalue
5) Naphthalene	4.22	128	41523	0.99	ng/uL#	96
6) 2-Methylnaphthalene	5.05	142	24331	0.98	ng/uL	97
7) 1-Methylnaphthalene	5.19	142	24990	0.98	ng/uL	94
10) Acenaphthylene	6.37	152	38046	0.97	ng/uL#	100
11) Acenaphthene	6.68	153	24337	0.97	ng/uL	98
12) Fluorene	7.55	166	26701	0.95	ng/uL	97
15) Pentachlorophenol	9.26	266	141m	0.34	ng/uL	
16) Phenanthrene	9.35	178	31132	0.96	ng/uL#	98
17) Anthracene	9.44	178	32108	1.04	ng/uL#	92
18) Fluoranthene	11.77	202	25342	0.95	ng/uL	96
20) Pyrene	12.22	202	26468	1.00	ng/uL	99
22) Benzo(a)anthracene	14.75	228	18611	0.96	ng/uL	99
23) Chrysene	14.83	228	20574	0.99	ng/uL	93
25) Benzo(b)fluoranthene	16.89	252	19854	1.05	ng/uL	92
26) Benzo(k)fluoranthene	16.93	252	23979m	0.97	ng/uL	
27) Benzo(a)pyrene	17.47	252	19494	1.01	ng/uL	93
28) Indeno(1,2,3-cd)pyrene	19.33	276	10233	0.84	ng/uL#	95
29) Dibenzo(a,h)anthracene	19.37	278	7893	0.83	ng/uL#	93
30) Benzo(g,h,i)perylene	19.72	276	8072	0.81	ng/uL#	96

Quantitation Report

Data File : Q:\SVOA\MS2_ME\ME0706\ME072006\SV213900.D Vial: 10
Acq On : 20 Jul 2006 6:09 pm Operator: VSC
Sample : BPG0247-CCV1 Inst : GC/MS 2
Misc : Multiplr: 1.00
MS Integration Params: rteint.p
Quant Time: Jul 21 14:45 2006 Quant Results File: PAH2EC.RES

Method : C:\HPCHEM\1\METHODS\PAH2EC.M (RTE Integrator)
Title : LL PAH ELEMENT ID 0607033
Last Update : Thu Jul 20 17:21:20 2006
Response via : Initial Calibration

TIC: SV213900.D



ESS LABORATORY GCMS2 RUN LOG

COLUMN DB5MS

BATCH DATE	VIAL #	FILE #	LAB ID	METHOD	COMMENTS / DILUTION / STANDARD ID	ANALYST
7/20/06	1	SV2 13885	Tun1			M
	2	SV2 86	CV1			
	2	SV2 87	CV1			
	1	SV2 88	Tun1			
	2	SV2 89	CV1			
	1	SV2 90	BPG0243 - Tun1	SOFTPP		
	2	SV2 91		Cal4 X PAMQEC		
	3	SV2 92		cal1		
	4	SV2 93		cal2		
	5	SV2 94		cal3		
	6	SV2 95		cal5		
	7	SV2 96		cal6		
	8	SV2 97		cal7		
	9	SV2 98	BPG0243	SOFTPP		
	10	SV2 99	[REDACTED]			
	11	SV2 13900	[REDACTED]			
	12	SV2 01	[REDACTED]			
	13	SV2 02	[REDACTED]			
	14	SV2 03	[REDACTED]			
	15	SV2 04	BGGKLL - B1M			
	16	SV2 05	- B31			
	17	SV2 06	- B50			
	18	SV2 07	0607175-17			
	19	SV2 08	0607173-16			
	20	SV2 09	-18			
7/20/06	21	SV2 10	-17	DARLEC	661409	M
7/20/06	1	SV2 11	BPG0243 - Tun1	SULLEN	661305L	A
	2	SV2 12	- CV1		662605	
7/20/06	2	SV2 13	- CV1	SULLEN	662605	A

Control Number 60.0019-0601A

Page _____

Semi-Volatile Organics Logbooks

Project #: 0207107
 Prep Date: 7/14/06
 Batch ID: S0601014
 Extraction Method: 3541
 Surrogate I# # Matrix Spike I# # Analytical Matrix: 7011
 A 061361 D 0611078 Extraction Time: 0800
 B 061361 E NA Start: 0800
 C NA F NA Finish:

Split Extraction*
 *Half of the final extract volume (0.5ml) is exchanged into 5ml 5ml hexane and transferred as Vol 1. The other half (0.5ml) CH₂Cl₂ is transferred as Volume 2.

ESS ID	Vol(ml)/ Wt(g)	Surrogate (ul or ml)	Matrix Spike (ul or ml)	Extract Vol (ml) Hex/CH ₂ Cl ₂	Transfer Vol #1 (ml) Hex/CH ₂ Cl ₂	Transfer Vol #2 (ml) Hex/CH ₂ Cl ₂	Transfer Date	Bath Temp (C)	pH	Discard	Comments	1st RVW Init.	Witness Init.	2nd RVW Init.
[Redacted]	20.0	1	NA	1	1	NA	7/14/06	40	NA	NA			NA	JCS
[Redacted]	20.0	1	1	1	1	1								
[Redacted]	20.0	1	1	1	1	1								
[Redacted]	20.0	1	NA	1	1	1								
[Redacted]	20.1	1	NA	1	1	1								
[Redacted]	20.1	1	1	1	1	1								
[Redacted]	20.4	1	1	1	1	1								
[Redacted]	19.8	1	1	1	1	1								
[Redacted]	19.4	1	1	1	1	1								
[Redacted]	21.0	1	1	1	1	1								
[Redacted]	20.4	1	1	1	1	1								
[Redacted]	20.2	1	1	1	1	1								
[Redacted]	20.6	1	1	1	1	1								
[Redacted]	19.7	1	1	1	1	1								
[Redacted]	20.4	1	1	1	1	1								
[Redacted]	20.1	1	1	1	1	1								
[Redacted]	19.2	1	1	1	1	1								
[Redacted]	19.1	1	1	1	1	1								
[Redacted]	19.0	1	1	1	1	1								
[Redacted]	20.4	1	1	1	1	1								
[Redacted]	20.1	1	1	1	1	1								
[Redacted]	20.1	1	1	1	1	1								
Acid Washed: Y (N)	Cu Cleaned: Y (N)	Florisil: Y (N)	Silica Column/Carbon prep: Y (N)	Lot #	NA	NA	7/14/06	40	NA	NA			NA	JCS

Analysis Performed: PCB B/N SVOA SVOA LL PAH PEST TPH/GC BIS-2 PAH

CH₂Cl₂ lot # 060689 NaOH ID# NA
 Hexane lot# NA Na₂SO₄ ID# 06071206D
 Acetone lot# NA
 BATCH ID/Test: B6061414
 Control #50.0001-0603A
 Prepared By: [Signature] Glasswool: 06061414 Method #(s): 2270
 **Check off column if entire sample used and bottle discarded.

Project #: 0007173
 Prep Date: 07/17/06
 Batch ID: 00661306
 Extraction Method: 3541 C NA
 Surrogate ID# 061306S
 Matrix Spike ID# 0611078
 Analytical Matrix: Oil
 Extraction Time: Start: 07:00 Finish: 11:00
 Split Extraction*
 * Half of the final extract volume (0.5ml) is exchanged into 5ml 5ml hexane and transferred as Vol 1. The other half (0.5ml CH₂Cl₂) is transferred as Volume 2.

ESS ID	Vol (ml) Wt (g)	Surrogate (ul or ml)	Matrix Spikes (ul or ml)	Extract Vol (ml) Hex/CH ₂ Cl ₂	Transfer Vol #1 (ml) Hex/CH ₂ Cl ₂	Transfer Vol #2 (ml) Hex/CH ₂ Cl ₂	Transfer Date	Bath Temp (C)	pH	Discard	Comments	1st Rvw Init.	Witness Init.	2nd Rvw Init.	Analysis Performed
	20.0	1	NA	1	1	NA	7/17/06	40	NA	NA		EM	NA	MS	PCB <input type="checkbox"/>
	20.0	1	1	1	1	1									B/N SVOA <input type="checkbox"/>
	20.0	1	1	1	1	1									SVOA <input checked="" type="checkbox"/>
	20.0	1	0.025	1	1	1									LL PAH <input checked="" type="checkbox"/>
	20.0	1	0.025	1	1	1									PEST <input checked="" type="checkbox"/>
0107173-16	19.4	1	NA	1	1	1									TPH/GC <input type="checkbox"/>
	19.9	1	1	1	1	1									BIS-2 <input type="checkbox"/>
	20.1	1	1	1	1	1									PAH <input type="checkbox"/>
	15.8	1	NA	1	1	1									
	20.0	1	NA	1	1	NA	7/17/06	40	NA	NA		EM	NA	MS	
	19.0	1	NA	1	1	NA	7/17/06	40	NA	NA	Hex-extract	EM	NA	MS	
Acid Washed: Y (N)															
H ₂ SO ₄ ID#															

CH₂Cl₂ lot # 00661306
 Hexane lot # NA
 Acetone lot # NA
 NaOH ID# NA
 Na₂SO₄ ID# 00661306
 Prepared By: EM
 Glasswool: 00661306
 Method #(s): 3541
 Control #50.0001-0603A
 BATCH ID/Test: 00661306
 BATCH ID/Test: 00661306
 Page:

Project #: 0607134 0607173
 Prep Date: 7/15/01
 Batch ID: 580661512
 Extraction Method: 3521
 Surrogate ID# A 6613065
 Matrix Spike ID# D 6611051
 Analytical Matrix: Soil
 Extraction Time: Start 12:30pm
 Finish:

ESS Organic Preparation Logbook

Split Extraction:
 * Half of the final extract volume (0.5ml) is exchanged into 5ml
 5ml hexane and transferred as Vol 1. The other half (0.5ml
 CH₂Cl₂) is transferred as Volume 2.

ESS ID	Vol (ml) Wt (g)	Surrogate (ul or ml)	Matrix Spike (ul or ml)	Extract Vol (ml) Hex/CH ₂ Cl ₂	Transfer Vol (ml) Hex/CH ₂ Cl ₂	Transfer Vol (ml) Hex/CH ₂ Cl ₂	Transfer Date	Bath Temp (°C)	pH	Comments	1st RW Init.	Witness Init.	2nd RW Init.	Analysis Performed
0607173-01	20.0	1A	1A	1	1	1	7/15/01	20	11.5		MT	SP		PCB <input type="checkbox"/> BIN SVOA <input type="checkbox"/> SVOA <input type="checkbox"/> LL PAH <input checked="" type="checkbox"/> PEST <input type="checkbox"/> TPH/GC <input type="checkbox"/> BIS-2 <input type="checkbox"/> PAH <input type="checkbox"/>
-02	19.4	1A	1A	1	1	1				Lower-level				
-03	19.7	1A	1A	1	1	1				Lower-level				
-04	19.8	1A	1A	1	1	1								
-05	19.8	1A	1A	1	1	1								
-06	19.8	1A	1A	1	1	1								
-07	19.8	1A	1A	1	1	1								
-08	19.8	1A	1A	1	1	1								
-09	19.8	1A	1A	1	1	1								
-10	19.8	1A	1A	1	1	1								
-11	20.4	1A	1A	1	1	1								
-12	19.8	1A	1A	1	1	1								
-13	20.1	1A	1A	1	1	1								
-14	20.4	1A	1A	1	1	1								
0607173-01	20.0	1A	1A	1	1	1	7/15/01	20	11.5		MT	SP		

Acid Washed: Y
 H₂SO₄ ID#
 Prepared By: MT
 Glasswool: 2R 12 062606 Method #(s):
 Silica Column/Carbon prep: Y
 Lot#
 CH₂Cl₂ lot # CR 111
 Hexane lot# NA
 Acetone lot# NA
 NaOH ID# NA
 Na₂SO₄ ID# MR 12 07030612
 BATCH ID/Test: 15961512
 BATCH ID/Test:

TPH Data Package

TPH Sample Data

ESS Laboratory

Division of Thielsch Engineering, Inc.

CERTIFICATE OF ANALYSIS

Client Name: MACTEC Engineering & Consulting, Inc.
Client Project ID: Providence Gorham Site
Client Sample ID: SS-SI34 B1
Date Sampled: 07/13/06 10:00
Percent Solids: 82
Initial Volume: 20.1
Final Volume: 1
Extraction Method: 3541

ESS Laboratory Work Order: 0607164
ESS Laboratory Sample ID: 0607164-01
Sample Matrix: Soil
Analyst: JLS
Prepared: 07/14/06

8100M Total Petroleum Hydrocarbons

<u>Analyte</u>	<u>Results</u>	<u>Units</u>	<u>MRL</u>	<u>DF</u>	<u>Analyzed</u>
Total Petroleum Hydrocarbons	ND	mg/kg dry	45.5	1	07/18/06

	<u>%Recovery</u>	<u>Qualifier</u>	<u>Limits</u>
Surrogate: O-Terphenyl	114 %		40-140

ESS Laboratory

Division of Thielsch Engineering, Inc.

CERTIFICATE OF ANALYSIS

Client Name: MACTEC Engineering & Consulting, Inc.
Client Project ID: Providence Gorham Site
Client Sample ID: SS-SI35 S100
Date Sampled: 07/13/06 10:15
Percent Solids: 85
Initial Volume: 19.9
Final Volume: 1
Extraction Method: 3541

ESS Laboratory Work Order: 0607164
ESS Laboratory Sample ID: 0607164-02
Sample Matrix: Soil
Analyst: JLS
Prepared: 07/14/06

8100M Total Petroleum Hydrocarbons

<u>Analyte</u>	<u>Results</u>	<u>Units</u>	<u>MRL</u>	<u>DF</u>	<u>Analyzed</u>
Total Petroleum Hydrocarbons	83.2	mg/kg dry	44.3	1	07/17/06

	<u>%Recovery</u>	<u>Qualifier</u>	<u>Limits</u>
Surrogate: O-Terphenyl	76 %		40-140

ESS Laboratory

Division of Thielsch Engineering, Inc.

CERTIFICATE OF ANALYSIS

Client Name: MACTEC Engineering & Consulting, Inc.
Client Project ID: Providence Gorham Site
Client Sample ID: SS-SI35 S105
Date Sampled: 07/13/06 10:15
Percent Solids: 94
Initial Volume: 19.5
Final Volume: 1
Extraction Method: 3541

ESS Laboratory Work Order: 0607164
ESS Laboratory Sample ID: 0607164-03
Sample Matrix: Soil
Analyst: JLS
Prepared: 07/14/06

8100M Total Petroleum Hydrocarbons

<u>Analyte</u>	<u>Results</u>	<u>Units</u>	<u>MRL</u>	<u>DF</u>	<u>Analyzed</u>
Total Petroleum Hydrocarbons	102	mg/kg dry	40.9	1	07/17/06

	<u>%Recovery</u>	<u>Qualifier</u>	<u>Limits</u>
Surrogate: O-Terphenyl	97 %		40-140

ESS Laboratory

Division of Thielsch Engineering, Inc.

CERTIFICATE OF ANALYSIS

Client Name: MACTEC Engineering & Consulting, Inc.

Client Project ID: Providence Gorham Site

Client Sample ID: SS-SI51 S100

Date Sampled: 07/13/06 12:00

Percent Solids: 87

Initial Volume: 20.4

Final Volume: 1

Extraction Method: 3541

ESS Laboratory Work Order: 0607164

ESS Laboratory Sample ID: 0607164-04

Sample Matrix: Soil

Analyst: JLS

Prepared: 07/14/06

8100M Total Petroleum Hydrocarbons

<u>Analyte</u>	<u>Results</u>	<u>Units</u>	<u>MRL</u>	<u>DF</u>	<u>Analyzed</u>
Total Petroleum Hydrocarbons	618	mg/kg dry	42.3	1	07/17/06

	<u>%Recovery</u>	<u>Qualifier</u>	<u>Limits</u>
Surrogate: O-Terphenyl	72 %		40-140

ESS Laboratory

Division of Thielsch Engineering, Inc.

CERTIFICATE OF ANALYSIS

Client Name: MACTEC Engineering & Consulting, Inc.

Client Project ID: Providence Gorham Site

Client Sample ID: SS-SI51 S105

Date Sampled: 07/13/06 12:00

Percent Solids: 87

Initial Volume: 20.2

Final Volume: 1

Extraction Method: 3541

ESS Laboratory Work Order: 0607164

ESS Laboratory Sample ID: 0607164-05

Sample Matrix: Soil

Analyst: JLS

Prepared: 07/14/06

8100M Total Petroleum Hydrocarbons

<u>Analyte</u>	<u>Results</u>	<u>Units</u>	<u>MRL</u>	<u>DF</u>	<u>Analyzed</u>
Total Petroleum Hydrocarbons	519	mg/kg dry	42.7	1	07/17/06

	<u>%Recovery</u>	<u>Qualifier</u>	<u>Limits</u>
Surrogate: O-Terphenyl	111 %		40-140

ESS Laboratory

Division of Thielsch Engineering, Inc.

CERTIFICATE OF ANALYSIS

Client Name: MACTEC Engineering & Consulting, Inc.

Client Project ID: Providence Gorham Site

Client Sample ID: SS-SI36 S100

Date Sampled: 07/13/06 12:15

Percent Solids: 89

Initial Volume: 20.9

Final Volume: 1

Extraction Method: 3541

ESS Laboratory Work Order: 0607164

ESS Laboratory Sample ID: 0607164-06

Sample Matrix: Soil

Analyst: JLS

Prepared: 07/14/06

8100M Total Petroleum Hydrocarbons

<u>Analyte</u>	<u>Results</u>	<u>Units</u>	<u>MRL</u>	<u>DF</u>	<u>Analyzed</u>
Total Petroleum Hydrocarbons	234	mg/kg dry	40.3	1	07/17/06

	<u>%Recovery</u>	<u>Qualifier</u>	<u>Limits</u>
Surrogate: O-Terphenyl	80 %		40-140

ESS Laboratory

Division of Thielsch Engineering, Inc.

CERTIFICATE OF ANALYSIS

Client Name: MACTEC Engineering & Consulting, Inc.
Client Project ID: Providence Gorham Site
Client Sample ID: SS-SI36 S105
Date Sampled: 07/13/06 12:15
Percent Solids: 90
Initial Volume: 21
Final Volume: 1
Extraction Method: 3541

ESS Laboratory Work Order: 0607164
ESS Laboratory Sample ID: 0607164-07
Sample Matrix: Soil
Analyst: JLS
Prepared: 07/14/06

8100M Total Petroleum Hydrocarbons

<u>Analyte</u>	<u>Results</u>	<u>Units</u>	<u>MRL</u>	<u>DF</u>	<u>Analyzed</u>
Total Petroleum Hydrocarbons	173	mg/kg dry	39.7	1	07/17/06

	<u>%Recovery</u>	<u>Qualifier</u>	<u>Limits</u>
Surrogate: O-Terphenyl	99 %		40-140

ESS Laboratory

Division of Thielsch Engineering, Inc.

CERTIFICATE OF ANALYSIS

Client Name: MACTEC Engineering & Consulting, Inc.
Client Project ID: Providence Gorham Site
Client Sample ID: SS-SI37 S100
Date Sampled: 07/13/06 12:30
Percent Solids: 83
Initial Volume: 20.6
Final Volume: 1
Extraction Method: 3541

ESS Laboratory Work Order: 0607164
ESS Laboratory Sample ID: 0607164-08
Sample Matrix: Soil
Analyst: JLS
Prepared: 07/14/06

8100M Total Petroleum Hydrocarbons

<u>Analyte</u>	<u>Results</u>	<u>Units</u>	<u>MRL</u>	<u>DF</u>	<u>Analyzed</u>
Total Petroleum Hydrocarbons	720	mg/kg dry	43.9	1	07/18/06

	<u>%Recovery</u>	<u>Qualifier</u>	<u>Limits</u>
Surrogate: O-Terphenyl	109 %		40-140

ESS Laboratory

Division of Thielsch Engineering, Inc.

CERTIFICATE OF ANALYSIS

Client Name: MACTEC Engineering & Consulting, Inc.
Client Project ID: Providence Gorham Site
Client Sample ID: SS-SI37 S105
Date Sampled: 07/13/06 12:30
Percent Solids: 83
Initial Volume: 21
Final Volume: 1
Extraction Method: 3541

ESS Laboratory Work Order: 0607164
ESS Laboratory Sample ID: 0607164-09
Sample Matrix: Soil
Analyst: JLS
Prepared: 07/14/06

8100M Total Petroleum Hydrocarbons

<u>Analyte</u>	<u>Results</u>	<u>Units</u>	<u>MRL</u>	<u>DF</u>	<u>Analyzed</u>
Total Petroleum Hydrocarbons	431	mg/kg dry	43.0	1	07/18/06

	<u>%Recovery</u>	<u>Qualifier</u>	<u>Limits</u>
Surrogate: O-Terphenyl	89 %		40-140

ESS Laboratory

Division of Thielsch Engineering, Inc.

CERTIFICATE OF ANALYSIS

Client Name: MACTEC Engineering & Consulting, Inc.
Client Project ID: Providence Gorham Site
Client Sample ID: SS-SI38 B1
Date Sampled: 07/13/06 13:15
Percent Solids: 81
Initial Volume: 20.2
Final Volume: 1
Extraction Method: 3541

ESS Laboratory Work Order: 0607164
ESS Laboratory Sample ID: 0607164-10
Sample Matrix: Soil
Analyst: JLS
Prepared: 07/14/06

8100M Total Petroleum Hydrocarbons

<u>Analyte</u>	<u>Results</u>	<u>Units</u>	<u>MRL</u>	<u>DF</u>	<u>Analyzed</u>
Total Petroleum Hydrocarbons	89.8	mg/kg dry	45.8	1	07/18/06

	<u>%Recovery</u>	<u>Qualifier</u>	<u>Limits</u>
Surrogate: O-Terphenyl	116 %		40-140

ESS Laboratory

Division of Thielsch Engineering, Inc.

CERTIFICATE OF ANALYSIS

Client Name: MACTEC Engineering & Consulting, Inc.
Client Project ID: Providence Gorham Site
Client Sample ID: SS-SI38 S1 DUP
Date Sampled: 07/13/06 13:15
Percent Solids: 83
Initial Volume: 20.4
Final Volume: 1
Extraction Method: 3541

ESS Laboratory Work Order: 0607164
ESS Laboratory Sample ID: 0607164-11
Sample Matrix: Soil
Analyst: JLS
Prepared: 07/14/06

8100M Total Petroleum Hydrocarbons

<u>Analyte</u>	<u>Results</u>	<u>Units</u>	<u>MRL</u>	<u>DF</u>	<u>Analyzed</u>
Total Petroleum Hydrocarbons	ND	mg/kg dry	44.3	1	07/18/06

	<u>%Recovery</u>	<u>Qualifier</u>	<u>Limits</u>
Surrogate: O-Terphenyl	110 %		40-140

ESS Laboratory

Division of Thielsch Engineering, Inc.

CERTIFICATE OF ANALYSIS

Client Name: MACTEC Engineering & Consulting, Inc.
Client Project ID: Providence Gorham Site
Client Sample ID: SS-SI39 B1
Date Sampled: 07/13/06 13:30
Percent Solids: 80
Initial Volume: 20.7
Final Volume: 1
Extraction Method: 3541

ESS Laboratory Work Order: 0607164
ESS Laboratory Sample ID: 0607164-12
Sample Matrix: Soil
Analyst: JLS
Prepared: 07/14/06

8100M Total Petroleum Hydrocarbons

<u>Analyte</u>	<u>Results</u>	<u>Units</u>	<u>MRL</u>	<u>DF</u>	<u>Analyzed</u>
Total Petroleum Hydrocarbons	ND	mg/kg dry	45.3	1	07/18/06

	<u>%Recovery</u>	<u>Qualifier</u>	<u>Limits</u>
Surrogate: O-Terphenyl	112 %		40-140

ESS Laboratory

Division of Thielsch Engineering, Inc.

CERTIFICATE OF ANALYSIS

Client Name: MACTEC Engineering & Consulting, Inc.
Client Project ID: Providence Gorham Site
Client Sample ID: SS-SI40 B1
Date Sampled: 07/13/06 13:45
Percent Solids: 83
Initial Volume: 20.9
Final Volume: 1
Extraction Method: 3541

ESS Laboratory Work Order: 0607164
ESS Laboratory Sample ID: 0607164-13
Sample Matrix: Soil
Analyst: JLS
Prepared: 07/14/06

8100M Total Petroleum Hydrocarbons

<u>Analyte</u>	<u>Results</u>	<u>Units</u>	<u>MRL</u>	<u>DF</u>	<u>Analyzed</u>
Total Petroleum Hydrocarbons	194	mg/kg dry	43.2	1	07/18/06

	<u>%Recovery</u>	<u>Qualifier</u>	<u>Limits</u>
Surrogate: O-Terphenyl	124 %		40-140

ESS Laboratory

Division of Thielsch Engineering, Inc.

CERTIFICATE OF ANALYSIS

Client Name: MACTEC Engineering & Consulting, Inc.
Client Project ID: Providence Gorham Site
Client Sample ID: SS-SI41 B1
Date Sampled: 07/13/06 14:00
Percent Solids: 32
Initial Volume: 20.9
Final Volume: 1
Extraction Method: 3541

ESS Laboratory Work Order: 0607164
ESS Laboratory Sample ID: 0607164-14
Sample Matrix: Soil
Analyst: JLS
Prepared: 07/14/06

8100M Total Petroleum Hydrocarbons

<u>Analyte</u>	<u>Results</u>	<u>Units</u>	<u>MRL</u>	<u>DF</u>	<u>Analyzed</u>
Total Petroleum Hydrocarbons	250	mg/kg dry	112	1	07/17/06

	<u>%Recovery</u>	<u>Qualifier</u>	<u>Limits</u>
Surrogate: O-Terphenyl	91 %		40-140

ESS Laboratory

Division of Thielsch Engineering, Inc.

CERTIFICATE OF ANALYSIS

Client Name: MACTEC Engineering & Consulting, Inc.
Client Project ID: Providence Gorham Site
Client Sample ID: SS-SI42 B1
Date Sampled: 07/13/06 14:15
Percent Solids: 83
Initial Volume: 21
Final Volume: 1
Extraction Method: 3541

ESS Laboratory Work Order: 0607164
ESS Laboratory Sample ID: 0607164-15
Sample Matrix: Soil
Analyst: JLS
Prepared: 07/14/06

8100M Total Petroleum Hydrocarbons

<u>Analyte</u>	<u>Results</u>	<u>Units</u>	<u>MRL</u>	<u>DF</u>	<u>Analyzed</u>
Total Petroleum Hydrocarbons	ND	mg/kg dry	43.0	1	07/18/06

	<u>%Recovery</u>	<u>Qualifier</u>	<u>Limits</u>
Surrogate: O-Terphenyl	122 %		40-140

ESS Laboratory

Division of Thielsch Engineering, Inc.

CERTIFICATE OF ANALYSIS

Client Name: MACTEC Engineering & Consulting, Inc.
Client Project ID: Providence Gorham Site
Client Sample ID: SS-SI42 DUP
Date Sampled: 07/13/06 14:15
Percent Solids: 82
Initial Volume: 19.8
Final Volume: 1
Extraction Method: 3541

ESS Laboratory Work Order: 0607164
ESS Laboratory Sample ID: 0607164-16
Sample Matrix: Soil
Analyst: JLS
Prepared: 07/14/06

8100M Total Petroleum Hydrocarbons

<u>Analyte</u>	<u>Results</u>	<u>Units</u>	<u>MRL</u>	<u>DF</u>	<u>Analyzed</u>
Total Petroleum Hydrocarbons	ND	mg/kg dry	46.2	1	07/18/06

	<u>%Recovery</u>	<u>Qualifier</u>	<u>Limits</u>
Surrogate: O-Terphenyl	100 %		40-140

ESS Laboratory

Division of Thielsch Engineering, Inc.

CERTIFICATE OF ANALYSIS

Client Name: MACTEC Engineering & Consulting, Inc.
Client Project ID: Providence Gorham Site
Client Sample ID: SS-SI43 B1
Date Sampled: 07/13/06 14:30
Percent Solids: 89
Initial Volume: 19.9
Final Volume: 1
Extraction Method: 3541

ESS Laboratory Work Order: 0607164
ESS Laboratory Sample ID: 0607164-17
Sample Matrix: Soil
Analyst: JLS
Prepared: 07/14/06

8100M Total Petroleum Hydrocarbons

<u>Analyte</u>	<u>Results</u>	<u>Units</u>	<u>MRL</u>	<u>DF</u>	<u>Analyzed</u>
Total Petroleum Hydrocarbons	ND	mg/kg dry	42.3	1	07/17/06

	<u>%Recovery</u>	<u>Qualifier</u>	<u>Limits</u>
Surrogate: O-Terphenyl	104 %		40-140

ESS Laboratory

Division of Thielsch Engineering, Inc.

CERTIFICATE OF ANALYSIS

Client Name: MACTEC Engineering & Consulting, Inc.
Client Project ID: Providence Gorham Site
Client Sample ID: SS-SI44 B1
Date Sampled: 07/13/06 15:00
Percent Solids: 78
Initial Volume: 20.1
Final Volume: 1
Extraction Method: 3541

ESS Laboratory Work Order: 0607164
ESS Laboratory Sample ID: 0607164-18
Sample Matrix: Soil
Analyst: JLS
Prepared: 07/14/06

8100M Total Petroleum Hydrocarbons

<u>Analyte</u>	<u>Results</u>	<u>Units</u>	<u>MRL</u>	<u>DF</u>	<u>Analyzed</u>
Total Petroleum Hydrocarbons	101	mg/kg dry	47.8	1	07/18/06

	<u>%Recovery</u>	<u>Qualifier</u>	<u>Limits</u>
Surrogate: O-Terphenyl	109 %		40-140

ESS Laboratory

Division of Thielsch Engineering, Inc.

CERTIFICATE OF ANALYSIS

Client Name: MACTEC Engineering & Consulting, Inc.
Client Project ID: Providence Gorham Site
Client Sample ID: SS-SI45 B1
Date Sampled: 07/13/06 15:15
Percent Solids: 84
Initial Volume: 20.8
Final Volume: 1
Extraction Method: 3541

ESS Laboratory Work Order: 0607164
ESS Laboratory Sample ID: 0607164-19
Sample Matrix: Soil
Analyst: JLS
Prepared: 07/14/06

8100M Total Petroleum Hydrocarbons

<u>Analyte</u>	<u>Results</u>	<u>Units</u>	<u>MRL</u>	<u>DF</u>	<u>Analyzed</u>
Total Petroleum Hydrocarbons	ND	mg/kg dry	42.9	1	07/17/06

	<u>%Recovery</u>	<u>Qualifier</u>	<u>Limits</u>
Surrogate: O-Terphenyl	83 %		40-140

ESS Laboratory

Division of Thielsch Engineering, Inc.

CERTIFICATE OF ANALYSIS

Client Name: MACTEC Engineering & Consulting, Inc.
Client Project ID: Providence Gorham Site
Client Sample ID: SS-SI46 B1
Date Sampled: 07/13/06 15:30
Percent Solids: 82
Initial Volume: 20.2
Final Volume: 1
Extraction Method: 3541

ESS Laboratory Work Order: 0607164
ESS Laboratory Sample ID: 0607164-20
Sample Matrix: Soil
Analyst: SEP
Prepared: 07/14/06

8100M Total Petroleum Hydrocarbons

<u>Analyte</u>	<u>Results</u>	<u>Units</u>	<u>MRL</u>	<u>DF</u>	<u>Analyzed</u>
Total Petroleum Hydrocarbons	ND	mg/kg dry	45.3	1	07/18/06

	<u>%Recovery</u>	<u>Qualifier</u>	<u>Limits</u>
Surrogate: O-Terphenyl	112 %		40-140

ESS Laboratory

Division of Thielsch Engineering, Inc.

CERTIFICATE OF ANALYSIS

Client Name: MACTEC Engineering & Consulting, Inc.
Client Project ID: Providence Gorham Site
Client Sample ID: SS-SI47 B1
Date Sampled: 07/13/06 15:45
Percent Solids: 85
Initial Volume: 19.7
Final Volume: 1
Extraction Method: 3541

ESS Laboratory Work Order: 0607164
ESS Laboratory Sample ID: 0607164-21
Sample Matrix: Soil
Analyst: SEP
Prepared: 07/14/06

8100M Total Petroleum Hydrocarbons

<u>Analyte</u>	<u>Results</u>	<u>Units</u>	<u>MRL</u>	<u>DF</u>	<u>Analyzed</u>
Total Petroleum Hydrocarbons	45.6	mg/kg dry	44.8	1	07/18/06

	<u>%Recovery</u>	<u>Qualifier</u>	<u>Limits</u>
Surrogate: O-Terphenyl	124 %		40-140

ESS Laboratory

Division of Thielsch Engineering, Inc.

CERTIFICATE OF ANALYSIS

Client Name: MACTEC Engineering & Consulting, Inc.

Client Project ID: Providence Gorham Site

Client Sample ID: SS-SI48

Date Sampled: 07/13/06 16:00

Percent Solids: 67

Initial Volume: 19.6

Final Volume: 1

Extraction Method: 3541

ESS Laboratory Work Order: 0607164

ESS Laboratory Sample ID: 0607164-22

Sample Matrix: Soil

Analyst: SEP

Prepared: 07/14/06

8100M Total Petroleum Hydrocarbons

<u>Analyte</u>	<u>Results</u>	<u>Units</u>	<u>MRL</u>	<u>DF</u>	<u>Analyzed</u>
Total Petroleum Hydrocarbons	86.7	mg/kg dry	57.1	1	07/18/06

	<u>%Recovery</u>	<u>Qualifier</u>	<u>Limits</u>
Surrogate: O-Terphenyl	125 %		40-140

ESS Laboratory

Division of Thielsch Engineering, Inc.

CERTIFICATE OF ANALYSIS

Client Name: MACTEC Engineering & Consulting, Inc.
Client Project ID: Providence Gorham Site
Client Sample ID: SS-SI49
Date Sampled: 07/13/06 16:15
Percent Solids: 91
Initial Volume: 19.4
Final Volume: 1
Extraction Method: 3541

ESS Laboratory Work Order: 0607164
ESS Laboratory Sample ID: 0607164-23
Sample Matrix: Soil
Analyst: SEP
Prepared: 07/14/06

8100M Total Petroleum Hydrocarbons

<u>Analyte</u>	<u>Results</u>	<u>Units</u>	<u>MRL</u>	<u>DF</u>	<u>Analyzed</u>
Total Petroleum Hydrocarbons	440	mg/kg dry	42.5	1	07/18/06
<i>Surrogate: O-Terphenyl</i>		<i>%Recovery</i>	<i>Qualifier</i>		<i>Limits</i>
		95 %			40-140

ESS Laboratory

Division of Thielsch Engineering, Inc.

CERTIFICATE OF ANALYSIS

Client Name: MACTEC Engineering & Consulting, Inc.
Client Project ID: Providence Gorham Site
Client Sample ID: SS-SI50
Date Sampled: 07/13/06 16:30
Percent Solids: 82
Initial Volume: 19.9
Final Volume: 1
Extraction Method: 3541

ESS Laboratory Work Order: 0607164
ESS Laboratory Sample ID: 0607164-24
Sample Matrix: Soil
Analyst: SEP
Prepared: 07/14/06

8100M Total Petroleum Hydrocarbons

<u>Analyte</u>	<u>Results</u>	<u>Units</u>	<u>MRL</u>	<u>DF</u>	<u>Analyzed</u>
Total Petroleum Hydrocarbons	ND	mg/kg dry	46.0	1	07/18/06

	<u>%Recovery</u>	<u>Qualifier</u>	<u>Limits</u>
Surrogate: O-Terphenyl	112 %		40-140

TPH
Quality Control Data

ESS Laboratory

Division of Thielsch Engineering, Inc.

CERTIFICATE OF ANALYSIS

Client Name: MACTEC Engineering & Consulting, Inc.

Client Project ID: Providence Gorham Site

ESS Laboratory Work Order: 0607164

Quality Control Data

Analyte	Result	MRL	Units	Spike Level	Source Result	%REC	%REC Limits	RPD	RPD Limit	Qualifier
3050B/6000/7000 Total Metals										
Batch BG61341 - 3050B										
Zinc	95.7	5.0	mg/kg wet	116		82	78.02-121.55			
8100M Total Petroleum Hydrocarbons										
Batch BG61415 - 3541										
Blank										
Total Petroleum Hydrocarbons	ND	37.5	mg/kg wet							
Surrogate: O-Terphenyl	5.35		mg/kg wet	5.00		107	40-140			
LCS										
Total Petroleum Hydrocarbons	752	37.5	mg/kg wet	1000		75	40-140			
Surrogate: O-Terphenyl	5.30		mg/kg wet	5.00		106	40-140			
LCS Dup										
Total Petroleum Hydrocarbons	861	37.5	mg/kg wet	1000		86	40-140	14	50	
Surrogate: O-Terphenyl	6.30		mg/kg wet	5.00		126	40-140			
Matrix Spike Source: 0607164-01										
Total Petroleum Hydrocarbons	1040	43.8	mg/kg dry	1170	ND	89	40-140			
Surrogate: O-Terphenyl	7.59		mg/kg dry	5.83		130	40-140			
Matrix Spike Dup Source: 0607164-01										
Total Petroleum Hydrocarbons	1110	43.6	mg/kg dry	1160	ND	96	40-140	7	50	
Surrogate: O-Terphenyl	8.07		mg/kg dry	5.81		139	40-140			
Batch BG61427 - 3541										
Blank										
Total Petroleum Hydrocarbons	ND	37.5	mg/kg wet							
Surrogate: O-Terphenyl	4.91		mg/kg wet	5.00		98	40-140			
LCS										
Total Petroleum Hydrocarbons	809	37.5	mg/kg wet	1000		81	40-140			
Surrogate: O-Terphenyl	4.74		mg/kg wet	5.00		95	40-140			
LCS										
Total Petroleum Hydrocarbons	33.8	37.5	mg/kg wet	35.0		97	40-140			
Surrogate: O-Terphenyl	5.07		mg/kg wet	5.00		101	40-140			
LCS Dup										
Total Petroleum Hydrocarbons	716	37.5	mg/kg wet	1000		72	40-140	12	50	
Surrogate: O-Terphenyl	4.21		mg/kg wet	5.00		84	40-140			
LCS Dup										
Total Petroleum Hydrocarbons	29.5	37.5	mg/kg wet	35.0		84	40-140	14	50	
Surrogate: O-Terphenyl	4.40		mg/kg wet	5.00		88	40-140			

8270C Polynuclear Aromatic Hydrocarbons

TPH Calibration Data

ANALYSIS SEQUENCE

BPG0267

Instrument: SVOAGC2

Calibration ID: ~~UNASSIGNED~~ 8100FCL

Lab Number	Analysis	Container	Order	Position	STD ID	ISTD ID	Client
BPG0267-CAL1	QC		1		6F15038		
BPG0267-CAL2	QC		2		6F15039		
BPG0267-CAL3	QC		3		6F15040		
BPG0267-CAL4	QC		4		6F15041		
BPG0267-CAL5	QC		5		6F15042		
BPG0267-SCV1	QC		6		6F15043		

Samples Loaded By _____ Date _____

Data Processed By _____ Date _____

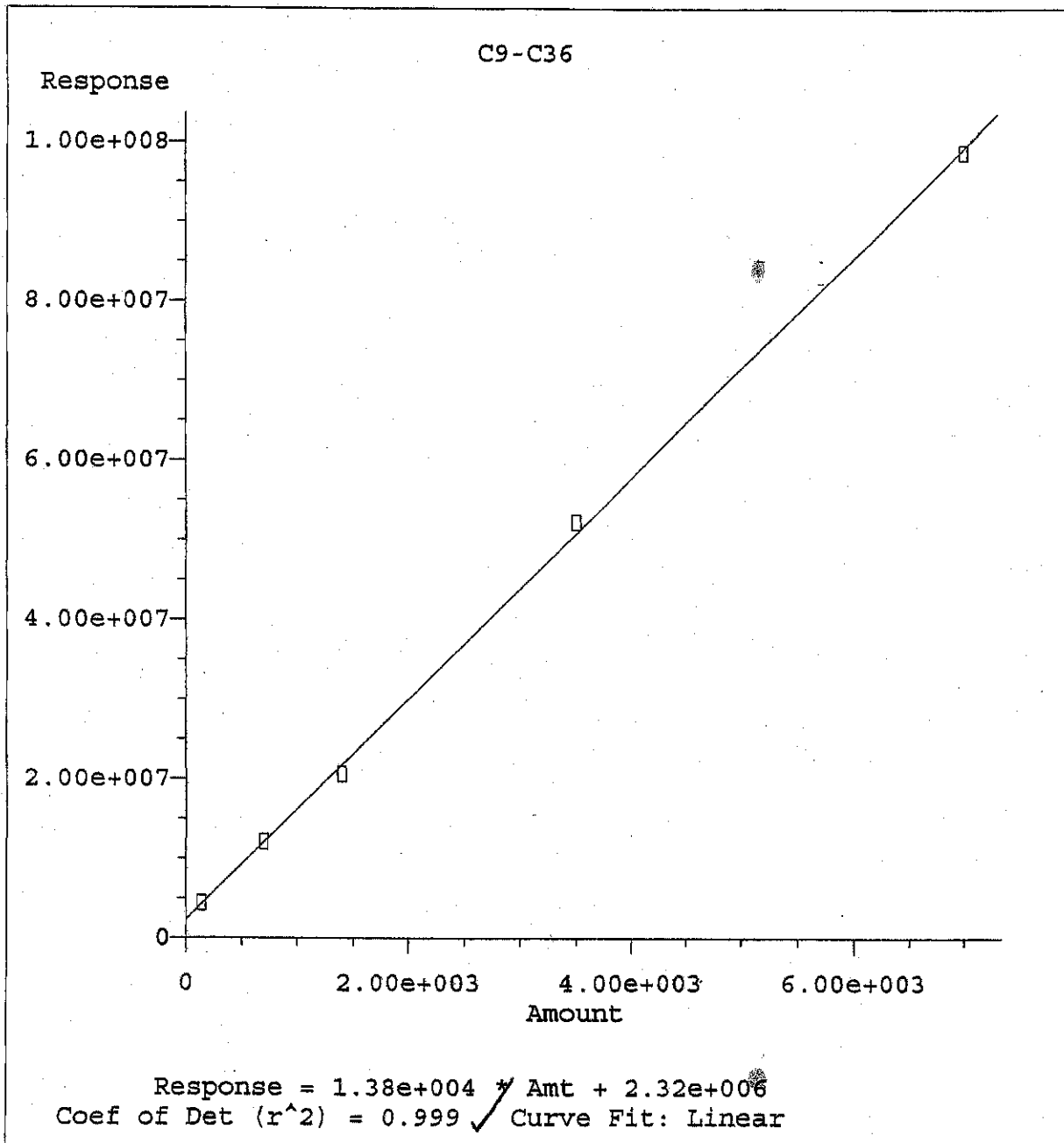
Response Factor Report GC2

Method : Q:\SVOA\TPH_GC2\METHODS\██████████.M
 Title : ELEMENT ID: 0502008
 Last Update : Wed Jun 14 05:27:25 2006
 Response via : Initial Calibration

Calibration Files

50 =006F0101.D 10 =005F0101.D 100 =007F0101.D
 250 =008F0101.D 500 =009F0101.D

Compound		50	10	100	250	500	Avg		%RSD
1) S	O-Terphenyl	16.7	14.3	16.0	17.5	17.2	16.4	E3	7.86
2) H	C9-C36	17.3	31.3	14.7	14.9	14.1	18.5	E3	39.47 <i>WNA</i>
3) H	C10-C28	15.9	18.0	14.8	16.1	15.6	16.1	E3	7.18



Method Name: Q:\SVOA\TPH_GC2\METHODS\8100FCL.M
 Calibration Table Last Updated: Wed Jun 14 05:27:25 2006

Quantitation Report

Data File : Q:\SVOA\TPH_GC2\DATA\061306\005F0101.D
 Acq On : 13 Jun 06 01:29 PM
 Sample : TPH10
 Misc :
 Quant Time: Jun 14 5:24 19106

Vial: 5
 Operator: [GC]A.MS
 Inst : GC2
 Multiplr: 1.00

Method : Q:\SVOA\TPH_GC2\METHODS\8100FCL.M
 Title : ELEMENT ID: 0502008
 Last Update : Wed Jun 14 05:27:25 2006
 Response via : Multiple Level Calibration

Volume Inj. : 1 ul
 Signal Phase : RTX-5MS
 Signal Info : 0.25

Compound	R.T.	Response	Conc Units
System Monitoring Compounds			
1) S O-Terphenyl	15.29	143111	7.297 ppm
		Recovery =	7.30%
Target Compounds			
3) H C10-C28	15.17	1975792	105.659 ppm

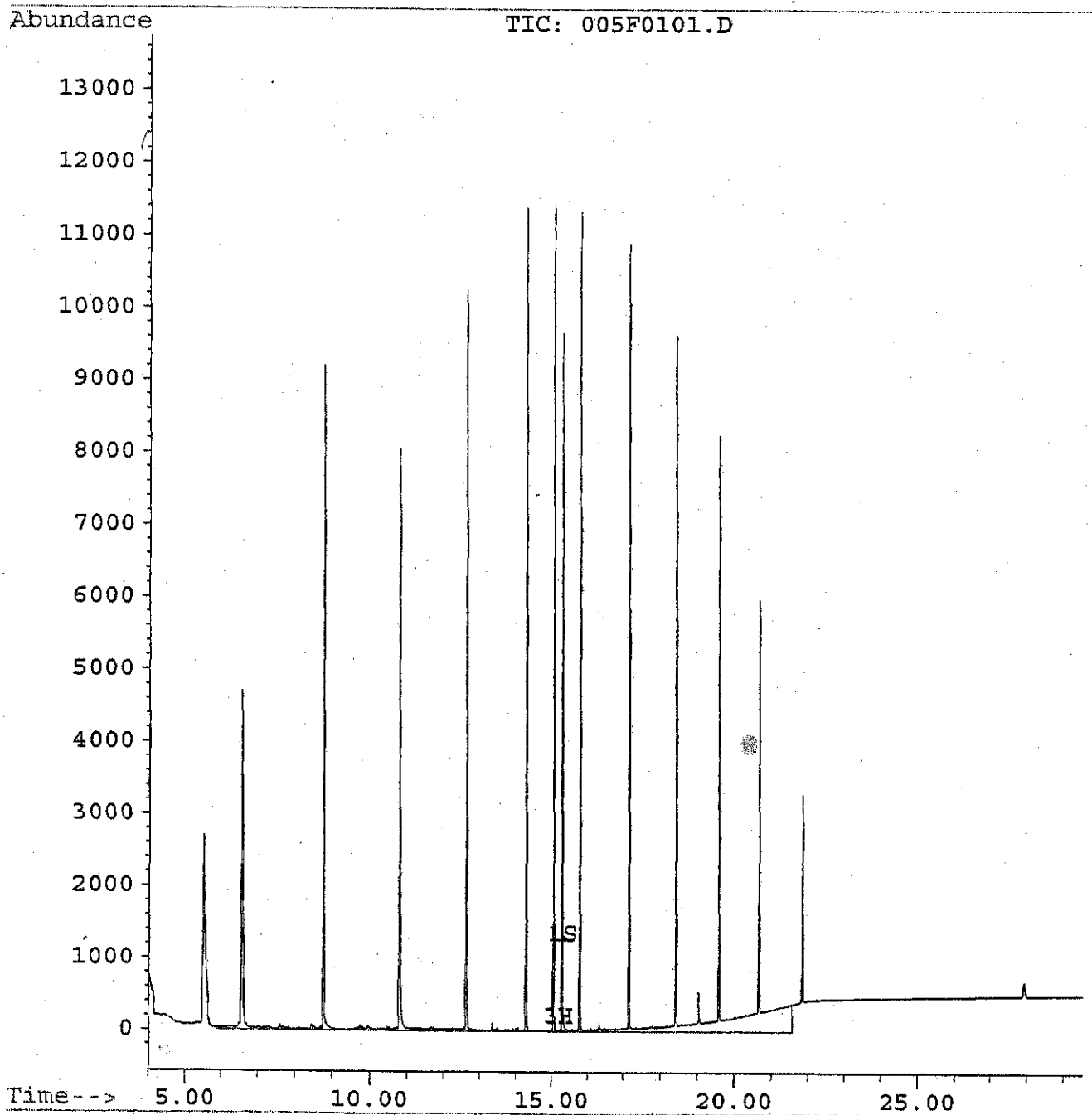
Quantitation Report

Data File : Q:\SVOA\TPH_GC2\DATA\061306\005F0101.D
Acq On : 13 Jun 06 01:29 PM
Sample : TPH10
Misc :
Quant Time: Jun 14 5:24 19106

Vial: 5
Operator: [GC]A.MS
Inst : GC2
Multiplr: 1.00

Method : Q:\SVOA\TPH_GC2\METHODS\8100FCL.M
Title : ELEMENT ID: 0502008
Last Update : Wed Jun 14 05:27:25 2006
Response via : Multiple Level Calibration

Volume Inj. : 1 ul
Signal Phase : RTX-5MS
Signal Info : 0.25



Quantitation Report

Data File : Q:\SVOA\TPH_GC2\DATA\061306\006F0101.D
 Acq On : 13 Jun 06 02:01 PM
 Sample : TPH50
 Misc :
 Quant Time: Jun 14 5:25 19106

Vial: 6
 Operator: [GC]A.MS
 Inst : GC2
 Multiplr: 1.00

Method : Q:\SVOA\TPH_GC2\METHODS\8100FCL.M
 Title : ELEMENT ID: 0502008
 Last Update : Wed Jun 14 05:27:25 2006
 Response via : Multiple Level Calibration

Volume Inj. : 1 ul
 Signal Phase : RTX-SMS
 Signal Info : 0.25

Compound	R.T.	Response	Conc Units

System Monitoring Compounds			
1) S O-Terphenyl	15.30	834917	44.947 ppm
		Recovery =	44.95%
Target Compounds			
2) H C9-C36	15.17	12080940	479.462 ppm
3) H C10-C28	15.17	8747455	478.523 ppm

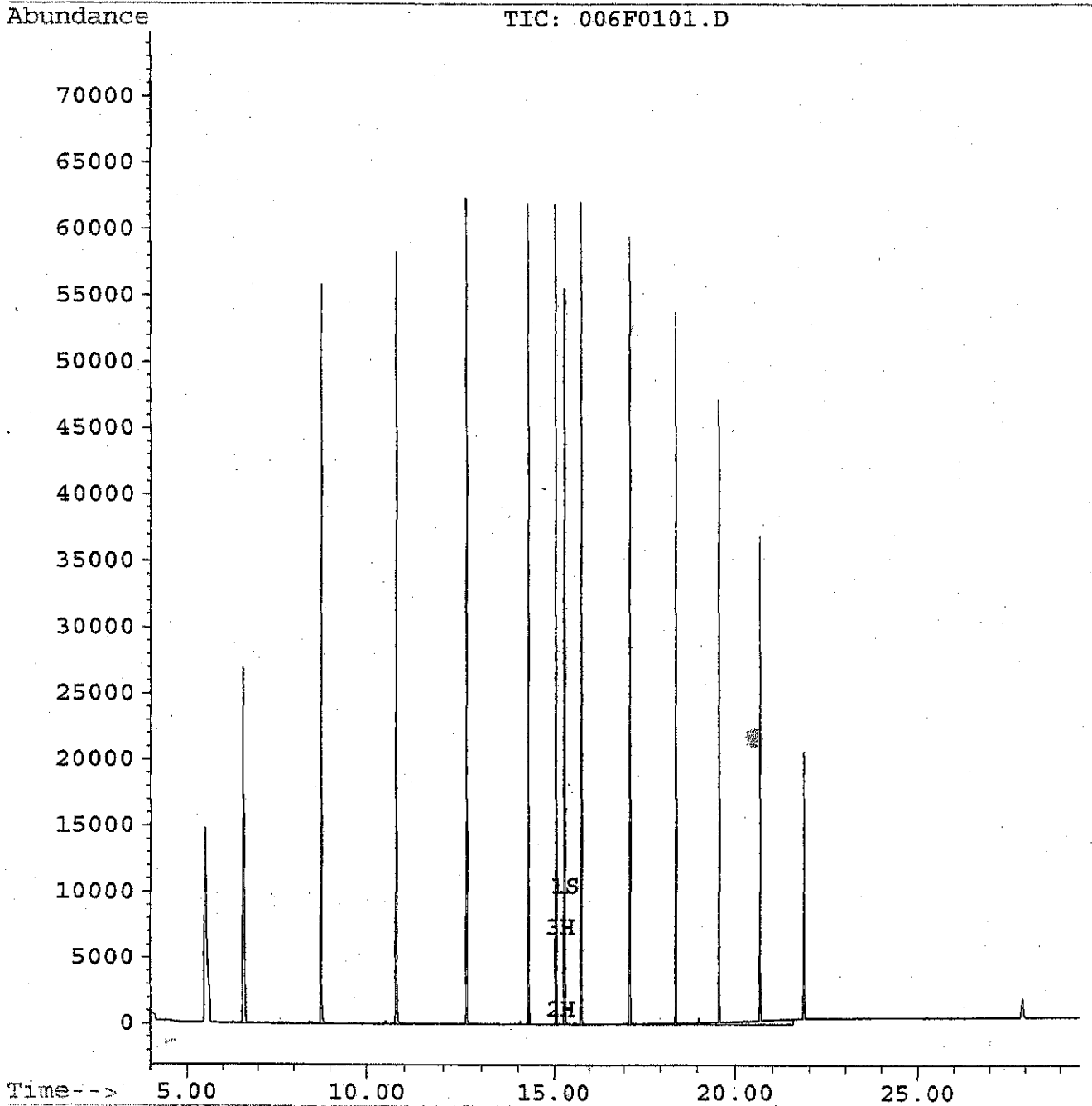
Quantitation Report

Data File : Q:\SVOA\TPH_GC2\DATA\061306\006F0101.D
Acq On : 13 Jun 06 02:01 PM
Sample : TPH50
Misc :
Quant Time: Jun 14 5:25 19106

Vial: 6
Operator: [GC]A.MS
Inst : GC2
Multiplr: 1.00

Method : Q:\SVOA\TPH_GC2\METHODS\8100FCL.M
Title : ELEMENT ID: 0502008
Last Update : Wed Jun 14 05:27:25 2006
Response via : Multiple Level Calibration

Volume Inj. : 1 ul
Signal Phase : RTX-5MS
Signal Info : 0.25



Quantitation Report

Data File : Q:\SVOA\TPH_GC2\DATA\061306\007F0101.D
 Acq On : 13 Jun 06 02:37 PM
 Sample : TPH100
 Misc :
 Quant Time: Jun 14 5:25 19106

Vial: 7
 Operator: [GC]A.MS
 Inst : GC2
 Multiplr: 1.00

Method : Q:\SVOA\TPH_GC2\METHODS\8100FCL.M
 Title : ELEMENT ID: 0502008
 Last Update : Wed Jun 14 05:27:25 2006
 Response via : Multiple Level Calibration

Volume Inj. : 1 ul
 Signal Phase : RTX-5MS
 Signal Info : 0.25

Compound	R.T.	Response	Conc Units

System Monitoring Compounds			
1) S O-Terphenyl	15.31	1599204	90.057 ppm
	Recovery	=	90.06%
Target Compounds			
2) H C9-C36	15.17	20575372	1111.798 ppm
3) H C10-C28	15.17	16331265	934.116 ppm

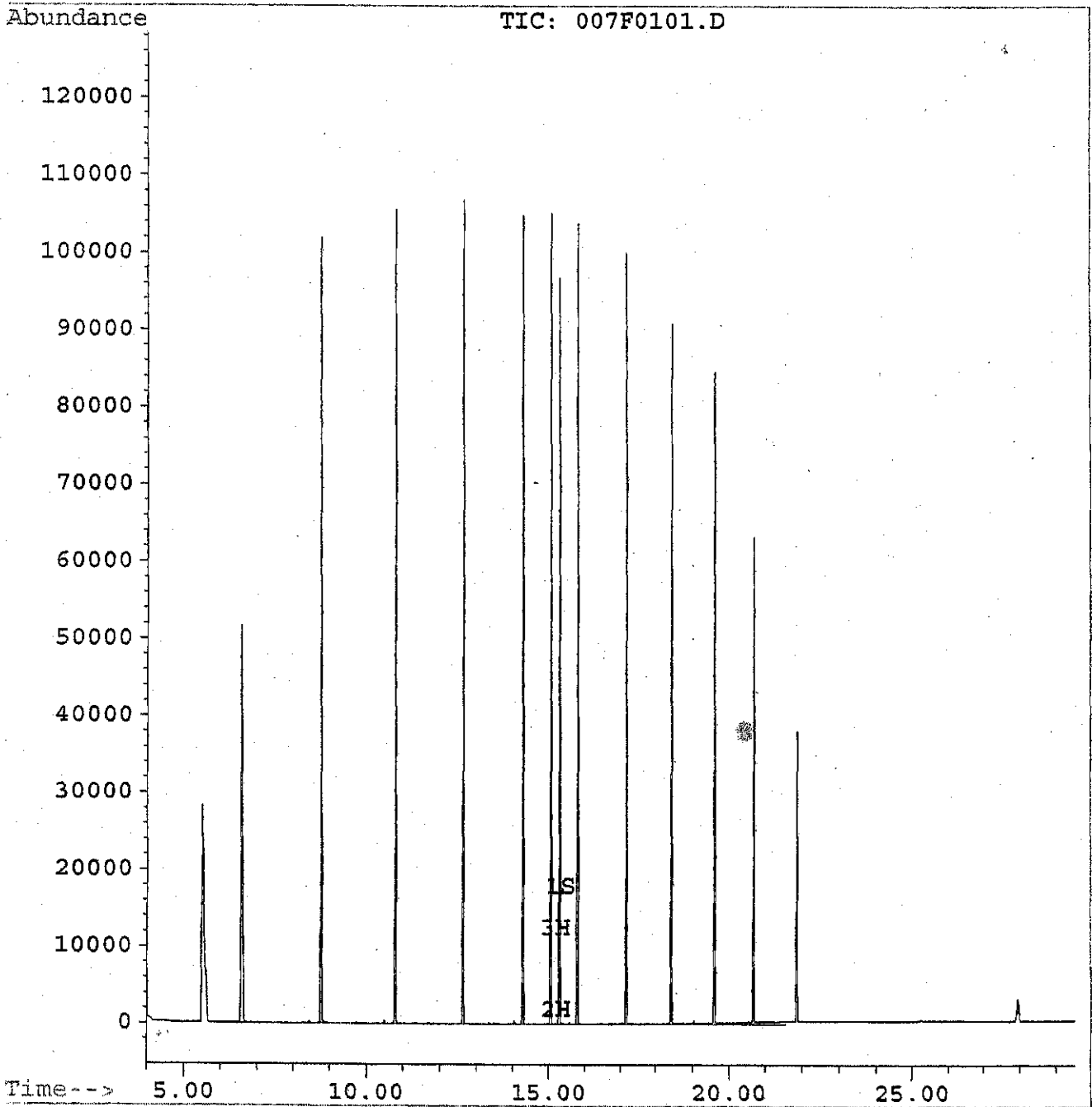
Quantitation Report

Data File : Q:\SVOA\TPH_GC2\DATA\061306\007F0101.D
Acq On : 13 Jun 06 02:37 PM
Sample : TPH100
Misc :
Quant Time: Jun 14 5:25 19106

Vial: 7
Operator: [GC]A.MS
Inst : GC2
Multiplr: 1.00

Method : Q:\SVOA\TPH_GC2\METHODS\8100FCL.M
Title : ELEMENT ID: 0502008
Last Update : Wed Jun 14 05:27:25 2006
Response via : Multiple Level Calibration

Volume Inj. : 1 ul
Signal Phase : RTX-5MS
Signal Info : 0.25



Quantitation Report

Data File : Q:\SVOA\TPH_GC2\DATA\061306\008F0101.D
 Acq On : 13 Jun 06 03:13 PM
 Sample : TPH250
 Misc :
 Quant Time: Jun 14 5:26 19106

Vial: 8
 Operator: [GC]A.MS
 Inst : GC2
 Multiplr: 1.00

Method : Q:\SVOA\TPH_GC2\METHODS\8100FCL.M
 Title : ELEMENT ID: 0502008
 Last Update : Wed Jun 14 05:27:25 2006
 Response via : Multiple Level Calibration

Volume Inj. : 1 ul
 Signal Phase : RTX-5MS
 Signal Info : 0.25

Compound	R.T.	Response	Conc Units

System Monitoring Compounds			
1) S O-Terphenyl	15.34	4383231	260.445 ppm
		Recovery =	260.45%
Target Compounds			
2) H C9-C36	15.17	52236208	3379.202 ppm
3) H C10-C28	15.17	44220473	2673.520 ppm

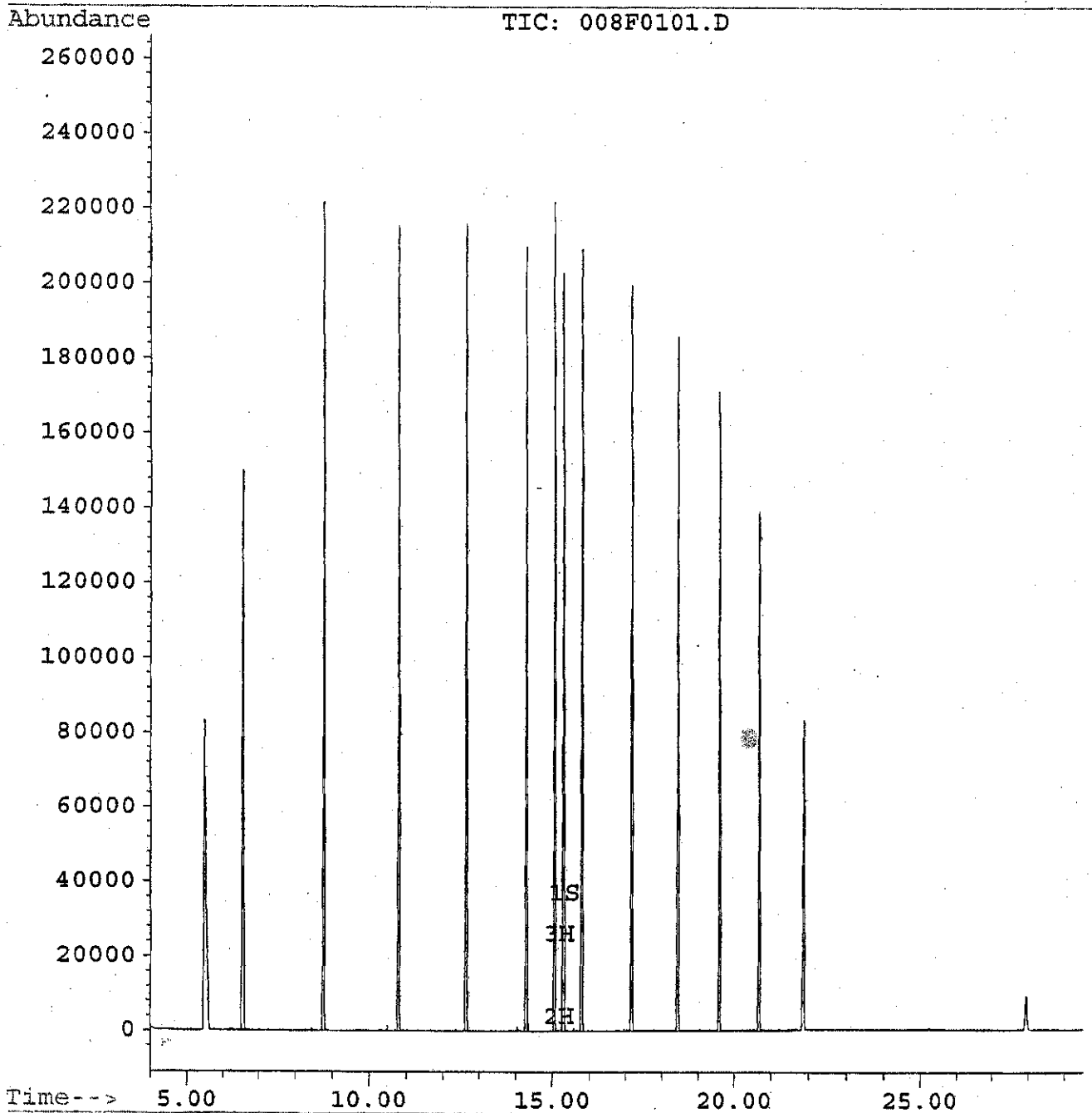
Quantitation Report

Data File : Q:\SVOA\TPH_GC2\DATA\061306\008F0101.D
Acq On : 13 Jun 06 03:13 PM
Sample : TPH250
Misc :
Quant Time: Jun 14 5:26 19106

Vial: 8
Operator: [GC]A.MS
Inst : GC2
Multiplr: 1.00

Method : Q:\SVOA\TPH_GC2\METHODS\8100FCL.M
Title : ELEMENT ID: 0502008
Last Update : Wed Jun 14 05:27:25 2006
Response via : Multiple Level Calibration

Volume Inj. : 1 ul
Signal Phase : RTX-5MS
Signal Info : 0.25



Quantitation Report

Data File : Q:\SVOA\TPH_GC2\DATA\061306\009F0101.D
 Acq On : 13 Jun 06 03:49 PM
 Sample : TPH500
 Misc :
 Quant Time: Jun 14 5:27 19106

Vial: 9
 Operator: [GC]A.MS
 Inst : GC2
 Multiplr: 1.00

Method : Q:\SVOA\TPH_GC2\METHODS\8100FCL.M
 Title : ELEMENT ID: 0502008
 Last Update : Wed Jun 14 05:27:25 2006
 Response via : Multiple Level Calibration

Volume Inj. : 1 ul
 Signal Phase : RTX-5MS
 Signal Info : 0.25

Compound	R.T.	Response	Conc Units

System Monitoring Compounds			
1) S O-Terphenyl	15.36	8624694	519.536 ppm
		Recovery =	519.54%
Target Compounds			
2) H C9-C36	15.17	98744003	6710.850 ppm
3) H C10-C28	15.17	85744325	5279.552 ppm

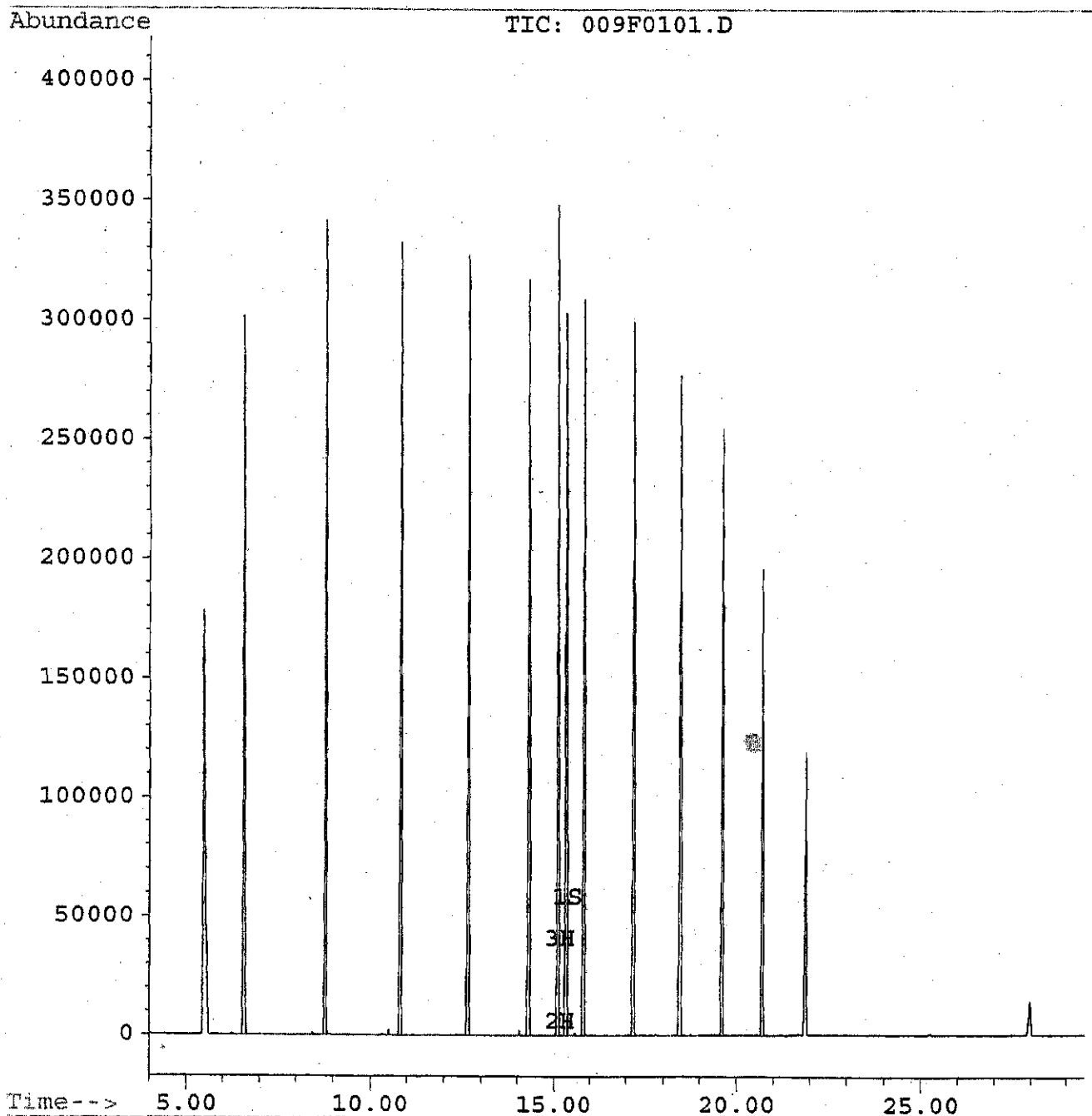
Quantitation Report

Data File : Q:\SVOA\TPH_GC2\DATA\061306\009F0101.D
Acq On : 13 Jun 06 03:49 PM
Sample : TPH500
Misc :
Quant Time: Jun 14 5:27 19106

Vial: 9
Operator: [GC]A.MS
Inst : GC2
Multiplr: 1.00

Method : Q:\SVOA\TPH_GC2\METHODS\8100FCL.M
Title : ELEMENT ID: 0502008
Last Update : Wed Jun 14 05:27:25 2006
Response via : Multiple Level Calibration

Volume Inj. : 1 ul
Signal Phase : RTX-5MS
Signal Info : 0.25



Quantitation Report

Data File : Q:\SVOA\TPH_GC2\DATA\061306\010F0101.D
 Acq On : 13 Jun 06 04:25 PM
 Sample : TPH50SS
 Misc :
 Quant Time: Jun 14 5:27 19106

Vial: 10
 Operator: [GC]A.MS
 Inst : GC2
 Multiplr: 1.00

Method : Q:\SVOA\TPH_GC2\METHODS\8100FCL.M
 Title : ELEMENT ID: 0502008
 Last Update : Wed Jun 14 05:27:25 2006
 Response via : Multiple Level Calibration

Volume Inj. : 1 ul
 Signal Phase : RTX-5MS
 Signal Info : 0.25

Compound	R.T.	Response	Conc Units

System Monitoring Compounds			
1) S O-Terphenyl	15.30	846816	51.772 ppm
		Recovery =	51.77%
Target Compounds			
2) H C9-C36	15.17	12107096	706.667 ppm
3) H C10-C28	15.17	8854165	550.750 ppm

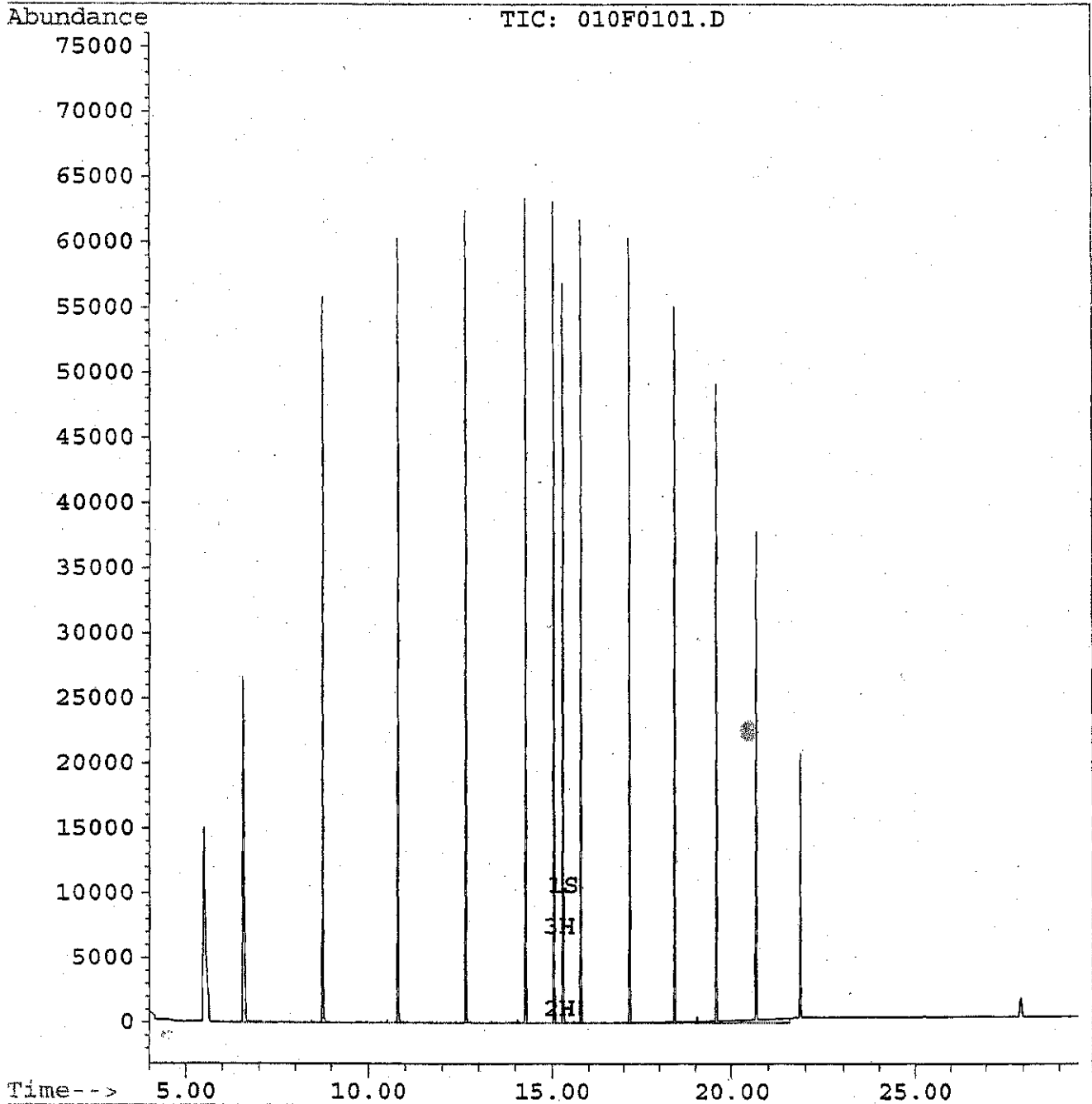
Quantitation Report

Data File : Q:\SVOA\TPH_GC2\DATA\061306\010F0101.D
Acq On : 13 Jun 06 04:25 PM
Sample : TPH50SS
Misc :
Quant Time: Jun 14 5:27 19106

Vial: 10
Operator: [GC]A.MS
Inst : GC2
Multiplr: 1.00

Method : Q:\SVOA\TPH_GC2\METHODS\8100FCL.M
Title : ELEMENT ID: 0502008
Last Update : Wed Jun 14 05:27:25 2006
Response via : Multiple Level Calibration

Volume Inj. : 1 ul
Signal Phase : RTX-5MS
Signal Info : 0.25



ESS LABORATORY
GC2 Front RUN LOG

COLUMN DB5MS

BATCH DATE	VIAL #	FILE #	LAB ID	METHOD	COMMENTS / DILUTION / STANDARD ID	ANALYST
6/13/06	4	61306 4	TPH50	[REDACTED]	New Stock	JCS
	5	5	[REDACTED]		✓ [REDACTED]	
	6	6	[REDACTED]		✓ [REDACTED]	
	7	7	[REDACTED]		✓ [REDACTED]	
	8	8	[REDACTED]		✓ [REDACTED]	
	9	9	[REDACTED]		✓ [REDACTED]	
	10	10	[REDACTED]		✓ [REDACTED]	
	11	11	BFL61213-RIK1		✓	
	12	12	-BS1		✓	
	13	13	-BS01		✓	
	14	14	0606106-07		✓	
	15	15	BFL61213-MS1		RR	
	16	16	BFL61213-MS01		✓	
	17	17	solvent			
6/13/06	18	61306 18	TPH50	8100FCL	✓	JCS
6/14/06	1	61406 1	TPH50	8100FCL	✓	JCS
	2	2	0606157-02		✓	
	3	3	0606158-03		✓	
	4	4	0606139-03		RR	
	5	5	0606106-01MS1		✓ Failed 2nd time running	
	6	6	0606139-02		RR	
	7	7	0606156-04		RR	
	8	8	-05		RR	
	9	9	-08		RR	
	10	10	-01			
	11	11	0606171-03			
	12	12	-02			
	13	13	-01			
	14	14	0606139-01		RR	
6/14/06	15	61406 15	solvent	8100FCL		JCS

ANALYSIS SEQUENCE

BPH0045

Instrument: SVOAGC2

Calibration ID: ~~UNASSIGNED~~ 8100RBE

Lab Number	Analysis	Container	Order	Position	STD ID	ISTD ID	Client
BPH0045-CAL1	QC		1		6G13041		
BPH0045-CAL2	QC		2		6G13042		
BPH0045-CAL3	QC		3		6G13043		
BPH0045-CAL4	QC		4		6G13044		
BPH0045-CAL5	QC		5		6G13045		
BPH0045-SCV1	QC		6		6G17082		

Samples Loaded By _____ Date _____

Data Processed By _____ Date _____

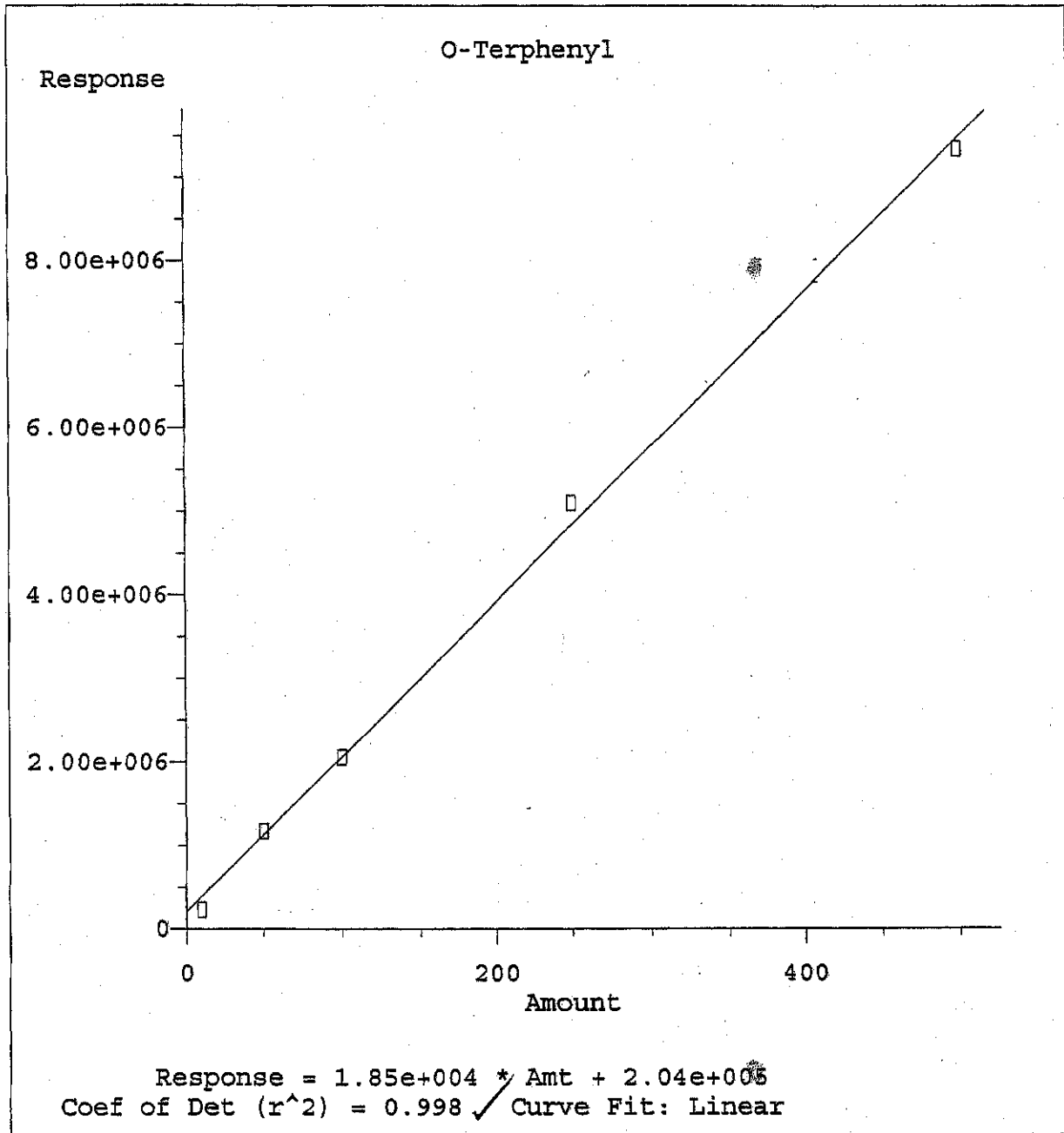
Response Factor Report GC2

Method : Q:\SVOA\TPH_GC2\METHODS\8100RBE.M
 Title : ELEMENT ID: 0502007
 Last Update : Thu Jul 20 05:17:00 2006
 Response via : Initial Calibration

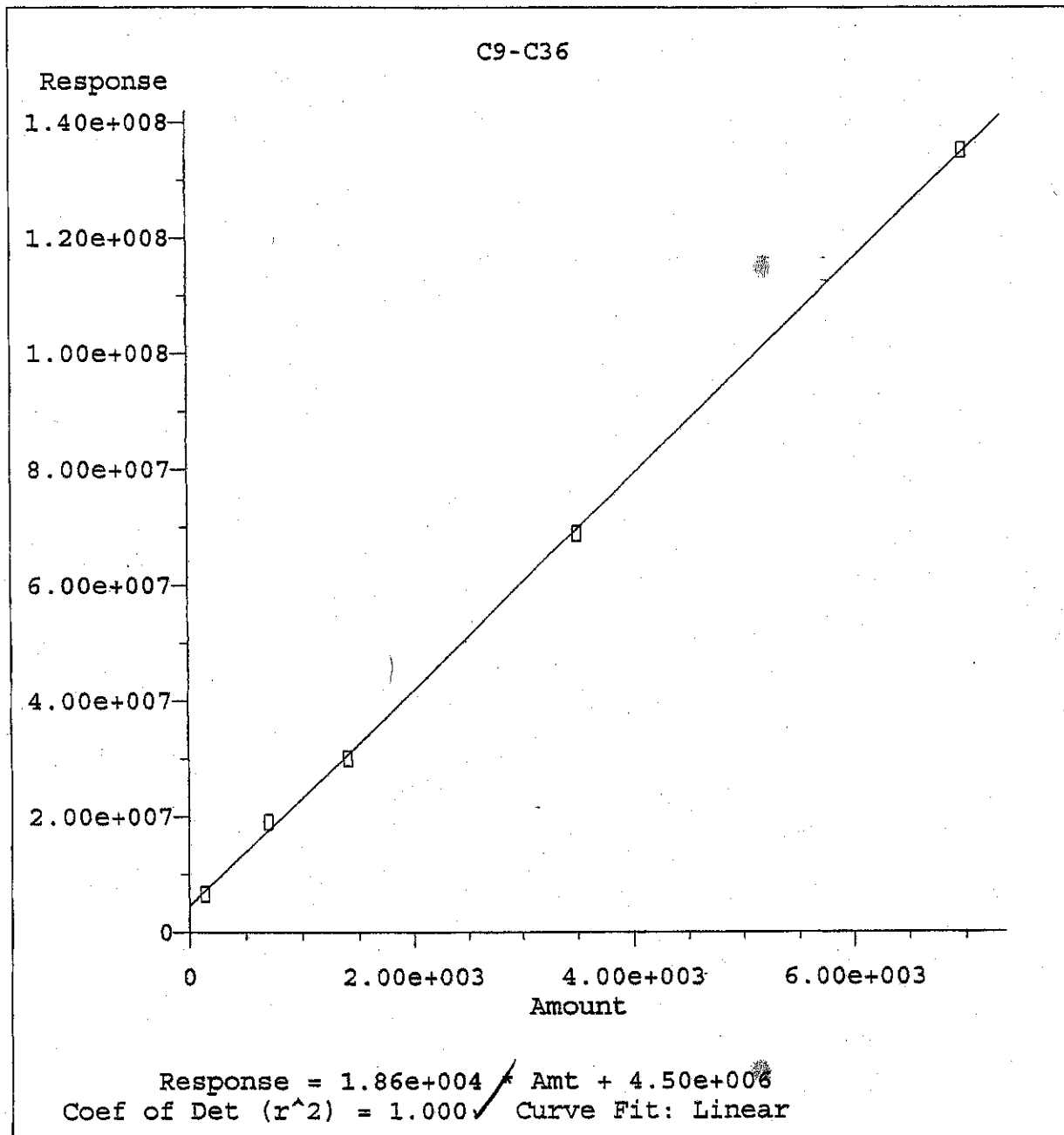
Calibration Files

50 =053R0101.D 10 =051R0101.D 100 =053R0101.D
 250 =054R0101.D 500 =055R0101.D

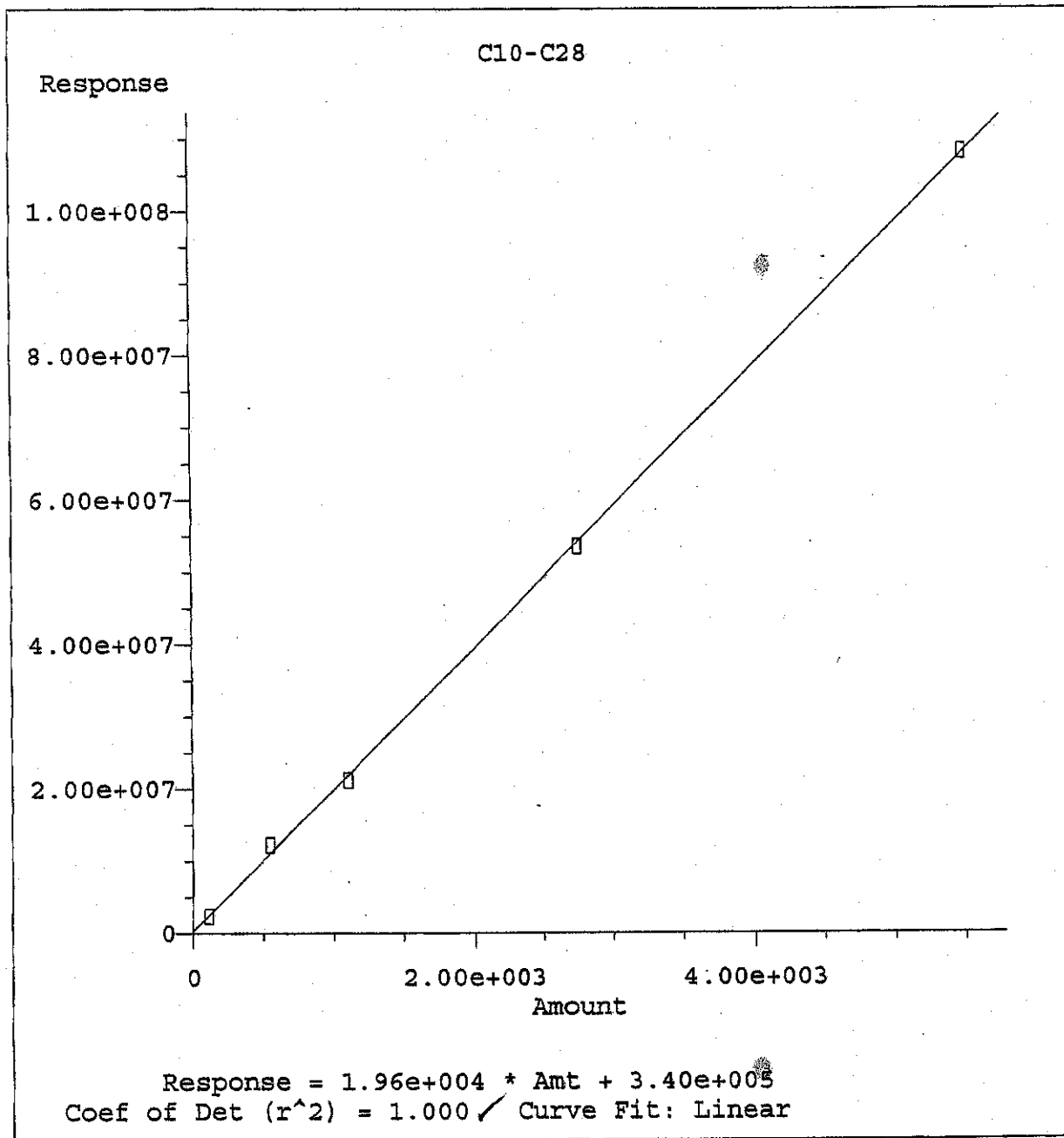
Compound		50	10	100	250	500	Avg		%RSD	
1) S	O-Terphenyl	23.4	22.7	20.5	20.4	18.7	21.1	E3	8.96	<i>linear</i>
2) H	C9-C36	27.2	46.9	21.4	19.7	19.3	26.9	E3	43.14	<i>linear</i>
3) H	C10-C28	22.2	21.4	19.2	19.5	19.7	20.4	E3	6.43	<i>linear</i>



Method Name: Q:\SVOA\TPH_GC2\METHODS\8100RBE.M
Calibration Table Last Updated: Thu Jul 20 05:17:00 2006



Method Name: Q:\SVOA\TPH_GC2\METHODS\8100RBE.M
 Calibration Table Last Updated: Thu Jul 20 05:17:00 2006



Method Name: Q:\SVOA\TPH_GC2\METHODS\8100RBE.M
 Calibration Table Last Updated: Thu Jul 20 05:17:00 2006

Quantitation Report

Data File : Q:\SVOA\TPH_GC2\DATA\071706\052R0101.D
 Acq On : 17 Jul 06 08:44 AM
 Sample : tph 10
 Misc :
 Quant Time: Jul 17 13:35 19106

Vial: 52
 Operator: [GC]A.MS
 Inst : GC2
 Multiplr: 1.00

Method : Q:\SVOA\TPH_GC2\METHODS\8100RBE.M
 Title : ELEMENT ID: 0502007
 Last Update : Thu Jul 20 05:17:00 2006
 Response via : Multiple Level Calibration

Volume Inj. : 1 ul
 Signal Phase : RTX-5MS
 Signal Info : 0.25

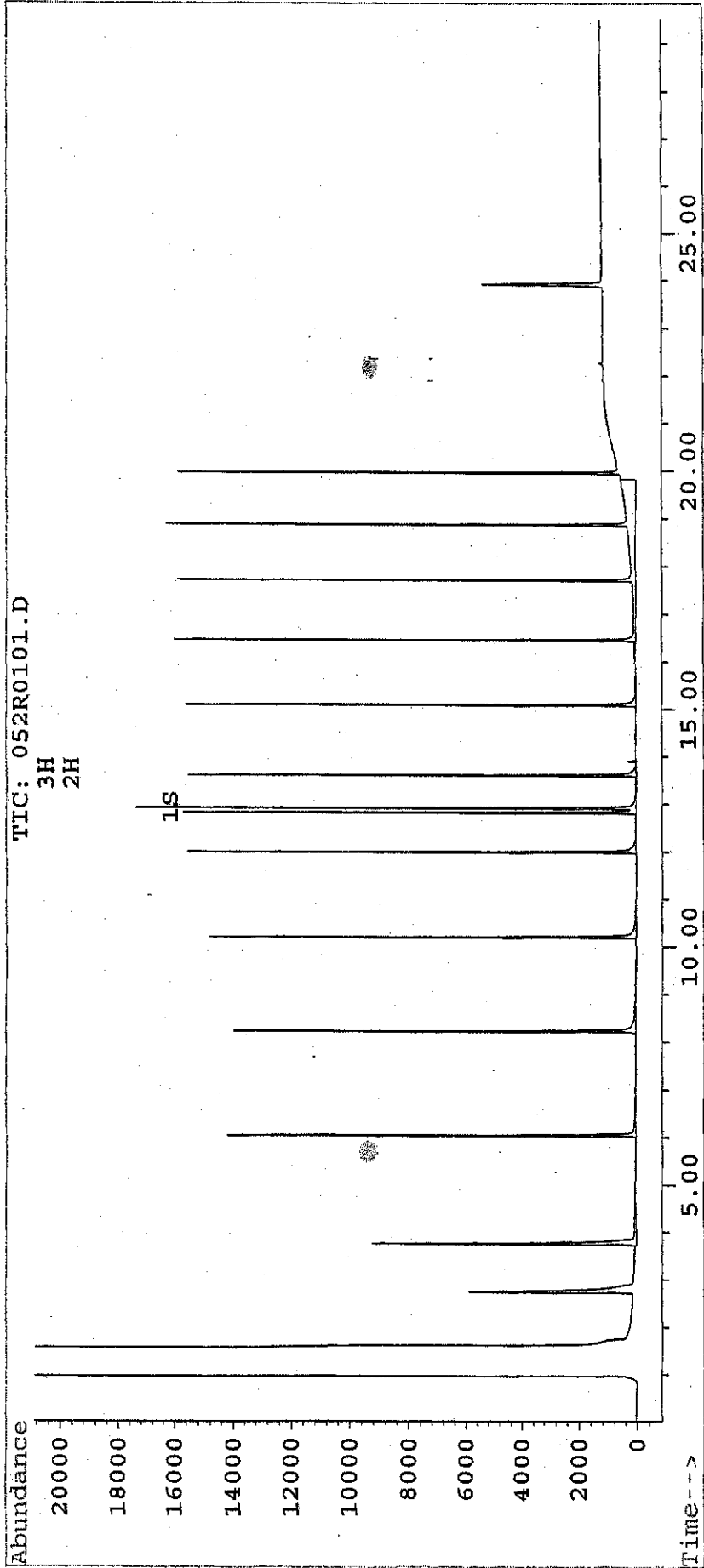
Compound	R.T.	Response	Conc Units
System Monitoring Compounds			
1) S O-Terphenyl	12.92f	237967	4.195 ppm
	Recovery	=	4.20%
Target Compounds			
2) H C9-C36	13.63	7432496	172.491 ppm
3) H C10-C28	13.63	2864439	134.387 ppm

Quantitation Report

Data File : Q:\SVOA\TPH_GC2\DATA\071706\052R0101.D Vial: 52
Acq On : 17 Jul 06 08:44 AM Operator: [GC]A.MS
Sample : tph 10 Inst : GC2
Misc : Multiplr: 1.00
Quant Time: Jul 17 13:35 19106

Method : Q:\SVOA\TPH_GC2\METHODS\8100RBE.M
Title : ELEMENT ID: 0502007
Last Update : Thu Jul 20 05:17:00 2006
Response via : Multiple Level Calibration

Volume Inj. : 1 ul
Signal Phase : RTX-5MS
Signal Info : 0.25



Quantitation Report

Data File : Q:\SVOA\TPH_GC2\DATA\071706\053R0101.D
 Acq On : 17 Jul 06 09:16 AM
 Sample : tph 50
 Misc :
 Quant Time: Jul 17 13:41 19106

Vial: 53
 Operator: [GC]A.MS
 Inst : GC2
 Multiplr: 1.00

Method : Q:\SVOA\TPH_GC2\METHODS\8100RBE.M
 Title : ELEMENT ID: 0502007
 Last Update : Thu Jul 20 05:17:00 2006
 Response via : Multiple Level Calibration

Volume Inj. : 1 ul
 Signal Phase : RTX-5MS
 Signal Info : 0.25

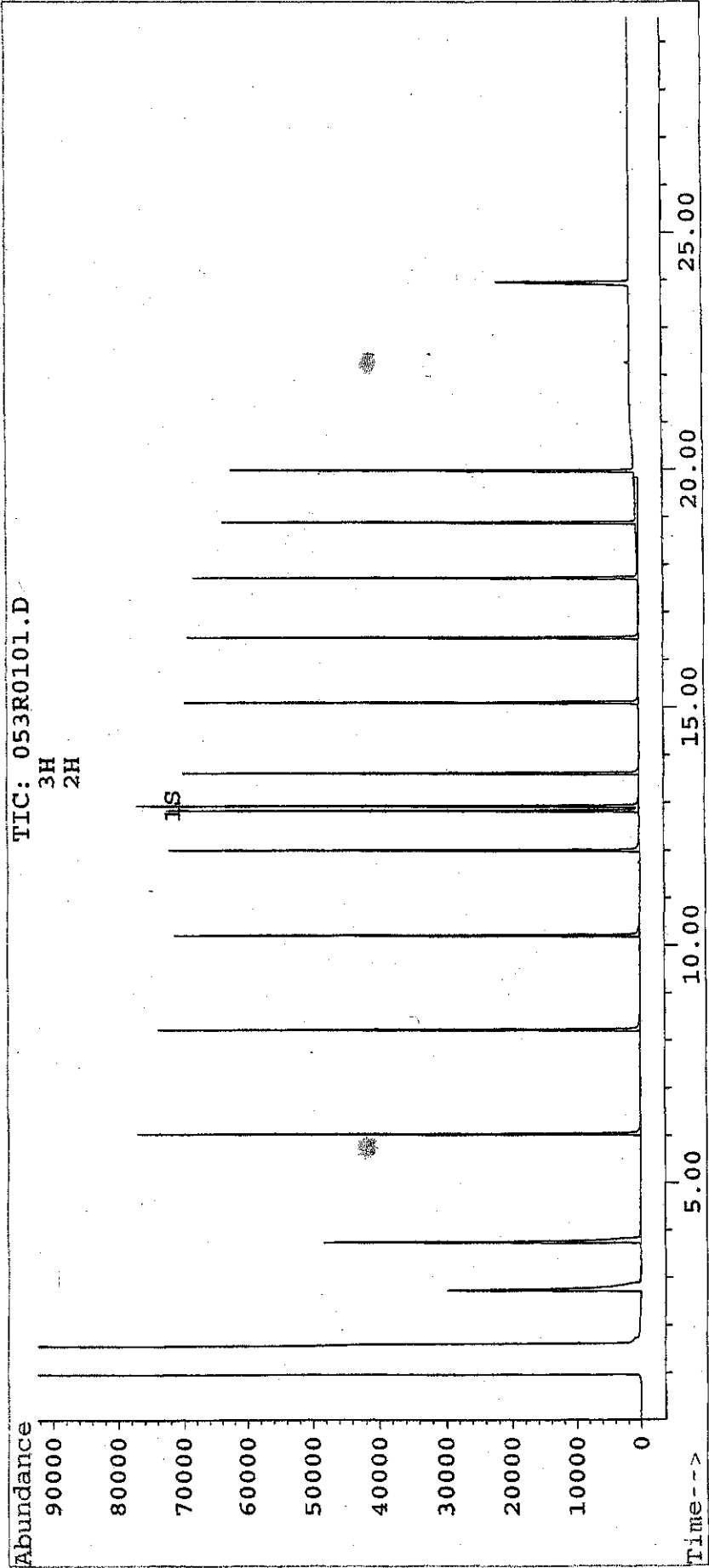
Compound	R.T.	Response	Conc Units
System Monitoring Compounds			
1) S O-Terphenyl	12.93f	1168545	54.095 ppm
		Recovery =	54.10%
Target Compounds			
2) H C9-C36	13.63	19029766	793.909 ppm
3) H C10-C28	13.63	12206788	610.968 ppm

Quantitation Report

Data File : Q:\SVOA\TPH_GC2\DATA\071706\053R0101.D Vial: 53
Acq On : 17 Jul 06 09:16 AM Operator: [GC]A.MS
Sample : tph 50 Inst : GC2
Misc : Multiplr: 1.00
Quant Time: Jul 17 13:41 19106

Method : Q:\SVOA\TPH_GC2\METHODS\8100RBE.M
Title : ELEMENT ID_0502007
Last Update : Thu Jul 20 05:17:00 2006
Response via : Multiple Level Calibration

Volume Inj. : 1 ul
Signal Phase : RTX-5MS
Signal Info : 0.25



Quantitation Report

Data File : Q:\SVOA\TPH_GC2\DATA\071706\054R0101.D
 Acq On : 17 Jul 06 09:52 AM
 Sample : tph 100
 Misc :
 Quant Time: Jul 17 13:36 19106

Vial: 54
 Operator: [GC]A.MS
 Inst : GC2
 Multiplr: 1.00

Method : Q:\SVOA\TPH_GC2\METHODS\8100RBE.M
 Title : ELEMENT ID: 0502007
 Last Update : Thu Jul 20 05:17:00 2006
 Response via : Multiple Level Calibration

Volume Inj. : 1 ul
 Signal Phase : RTX-5MS
 Signal Info : 0.25

Compound	R.T.	Response	Conc Units

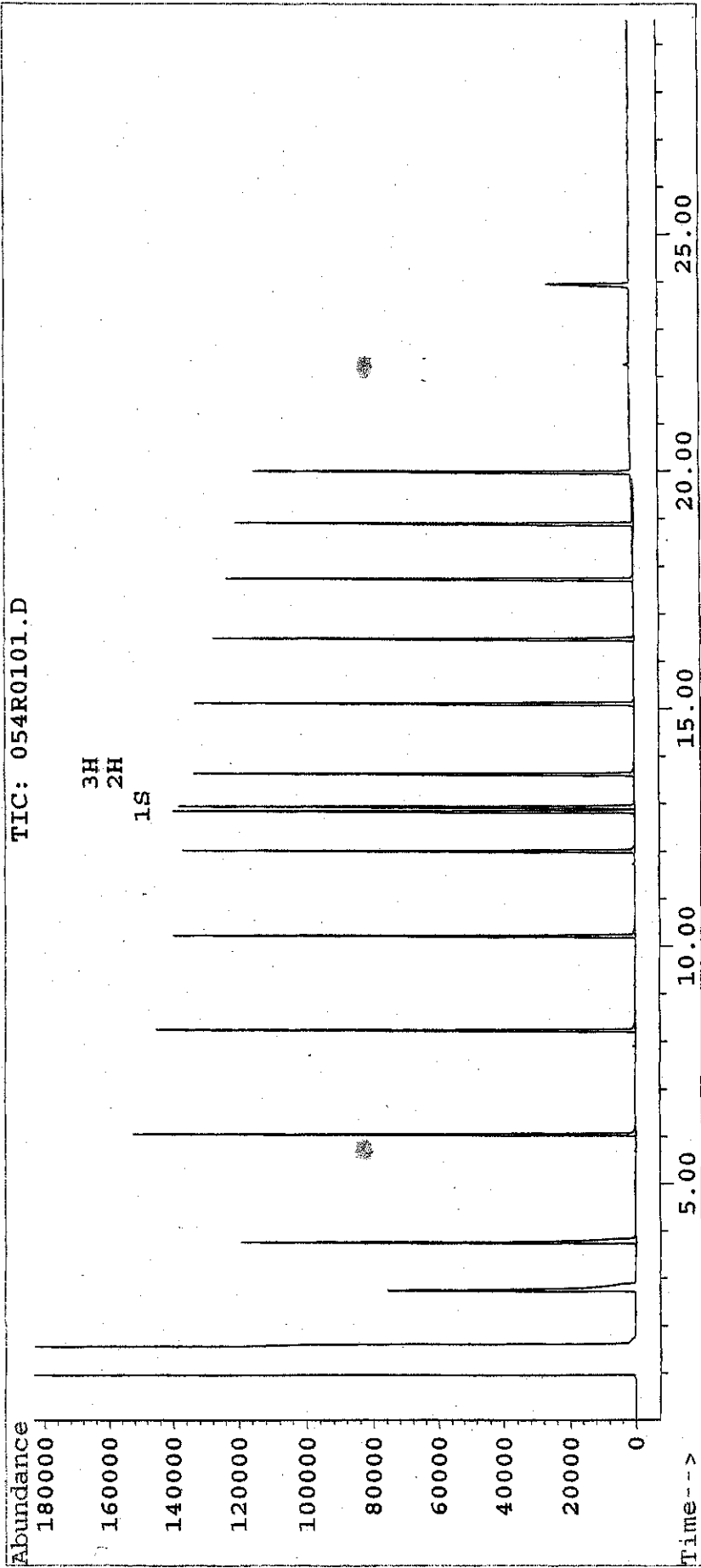
System Monitoring Compounds			
1) S O-Terphenyl	12.95	2835014	141.722 ppm
		Recovery =	141.72%
Target Compounds			
2) H C9-C36	13.63	39017656	1840.082 ppm
3) H C10-C28	13.63	28980302	1456.178 ppm

Quantitation Report

Data File : Q:\SVOA\TPH_GC2\DATA\071706\054R0101.D Vial: 54
Acq On : 17 Jul 06 09:52 AM Operator: [GC]A.MS
Sample : tph 100 Inst : GC2
Misc : Multiplr: 1.00
Quant Time: Jul 17 13:36 19106

Method : Q:\SVOA\TPH_GC2\METHODS\8100RBE.M
Title : ELEMENT ID: 0502007
Last Update : Thu Jul 20 05:17:00 2006
Response via : Multiple Level Calibration

Volume Inj. : 1 ul
Signal Phase : RTX-5MS
Signal Info : 0.25



Quantitation Report

Data File : Q:\SVOA\TPH_GC2\DATA\071706\055R0101.D
 Acq On : 17 Jul 06 10:28 AM
 Sample : tph 250
 Misc :
 Quant Time: Jul 17 13:37 19106

Vial: 55
 Operator: [GC]A.MS
 Inst : GC2
 Multiplr: 1.00

Method : Q:\SVOA\TPH_GC2\METHODS\8100RBE.M
 Title : ELEMENT ID: 0502007
 Last Update : Thu Jul 20 05:17:00 2006
 Response via : Multiple Level Calibration

Volume Inj. : 1 ul
 Signal Phase : RTX-5MS
 Signal Info : 0.25

Compound	R.T.	Response	Conc Units

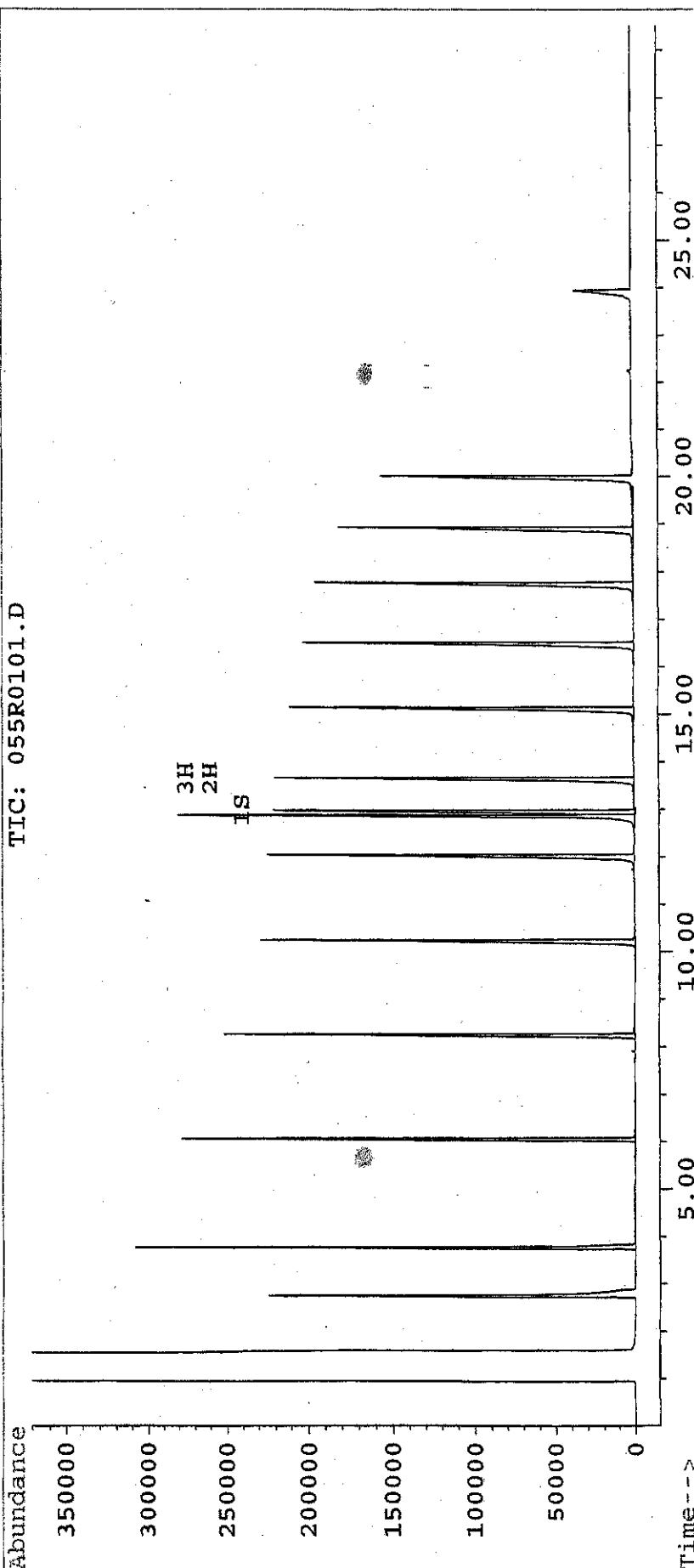
System Monitoring Compounds			
1) S O-Terphenyl	12.98f	6682999	344.454 ppm m
		Recovery =	344.45%
Target Compounds			
2) H C9-C36	13.63	91153843	4591.965 ppm
3) H C10-C28	13.63	73153624	3669.220 ppm

Quantitation Report

Data File : Q:\SVOA\TPH GC2\DATA\071706\055R0101.D Vial: 55
Acq On : 17 Jul 06 10:28 AM Operator: [GC]A.MS
Sample : tph 250 Inst : GC2
Misc : Multiplr: 1.00
Quant Time: Jul 17 13:37 19106

Method : Q:\SVOA\TPH GC2\METHODS\8100RBE.M
Title : ELEMENT ID: 0502007
Last Update : Thu Jul 20 05:17:00 2006
Response via : Multiple Level Calibration

Volume Inj. : 1 ul
Signal Phase : RTX-5MS
Signal Info : 0.25



Quantitation Report

Data File : Q:\SVOA\TPH_GC2\DATA\071706\056R0101.D
 Acq On : 17 Jul 06 11:04 AM
 Sample : tph 500
 Misc :
 Quant Time: Jul 17 13:38 19106

Vial: 56
 Operator: [GC]A.MS
 Inst : GC2
 Multiplr: 1.00

Method : Q:\SVOA\TPH_GC2\METHODS\8100RBE.M
 Title : ELEMENT ID: 0502007
 Last Update : Thu Jul 20 05:17:00 2006
 Response via : Multiple Level Calibration

Volume Inj. : 1 ul
 Signal Phase : RTX-5MS
 Signal Info : 0.25

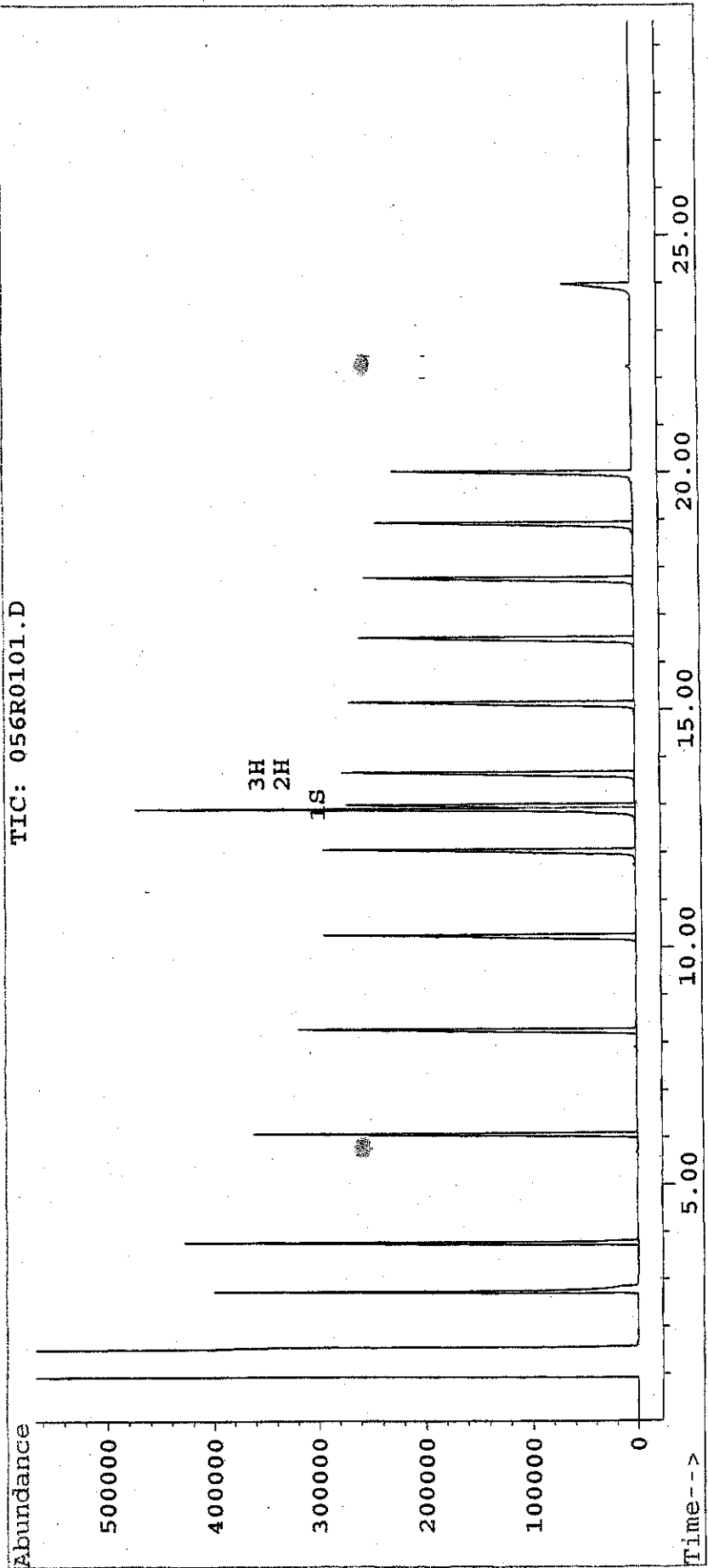
Compound	R.T.	Response	Conc Units
System Monitoring Compounds			
1) S O-Terphenyl	13.01f	9284610	460.119 ppm m
		Recovery =	460.12%
Target Compounds			
2) H C9-C36	13.63	143193472	7038.716 ppm
3) H C10-C28	13.63	116744004	5597.929 ppm

Quantitation Report

Data File : Q:\SVOA\TPH_GC2\DATA\071706\056R0101.D Vial: 56
Acq On : 17 Jul 06 11:04 AM Operator: [GC]A.MS
Sample : tph 500 Inst : GC2
Misc : Multiplr: 1.00
Quant Time: Jul 17 13:38 19106

Method : Q:\SVOA\TPH_GC2\METHODS\8100RBE.M
Title : ELEMENT ID: 0502007
Last Update : Thu Jul 20 05:17:00 2006
Response via : Multiple Level Calibration

Volume Inj. : 1 ul
Signal Phase : RTX-5MS
Signal Info : 0.25



Quantitation Report

Data File : Q:\SVOA\TPH_GC2\DATA\071706\059R0102.D
 Acq On : 17 Jul 06 04:12 PM
 Sample : TPH SS NEW
 Misc :
 Quant Time: Jul 18 6:28 19106

Vial: 59
 Operator: [GC]A.MS
 Inst : GC2
 Multiplr: 1.00

TV=50

Method : Q:\SVOA\TPH_GC2\METHODS\8100RBE.M
 Title : ELEMENT ID: 0502007
 Last Update : Thu Jul 20 05:17:00 2006
 Response via : Multiple Level Calibration

Volume Inj. : 1 ul
 Signal Phase : RTX-5MS
 Signal Info : 0.25

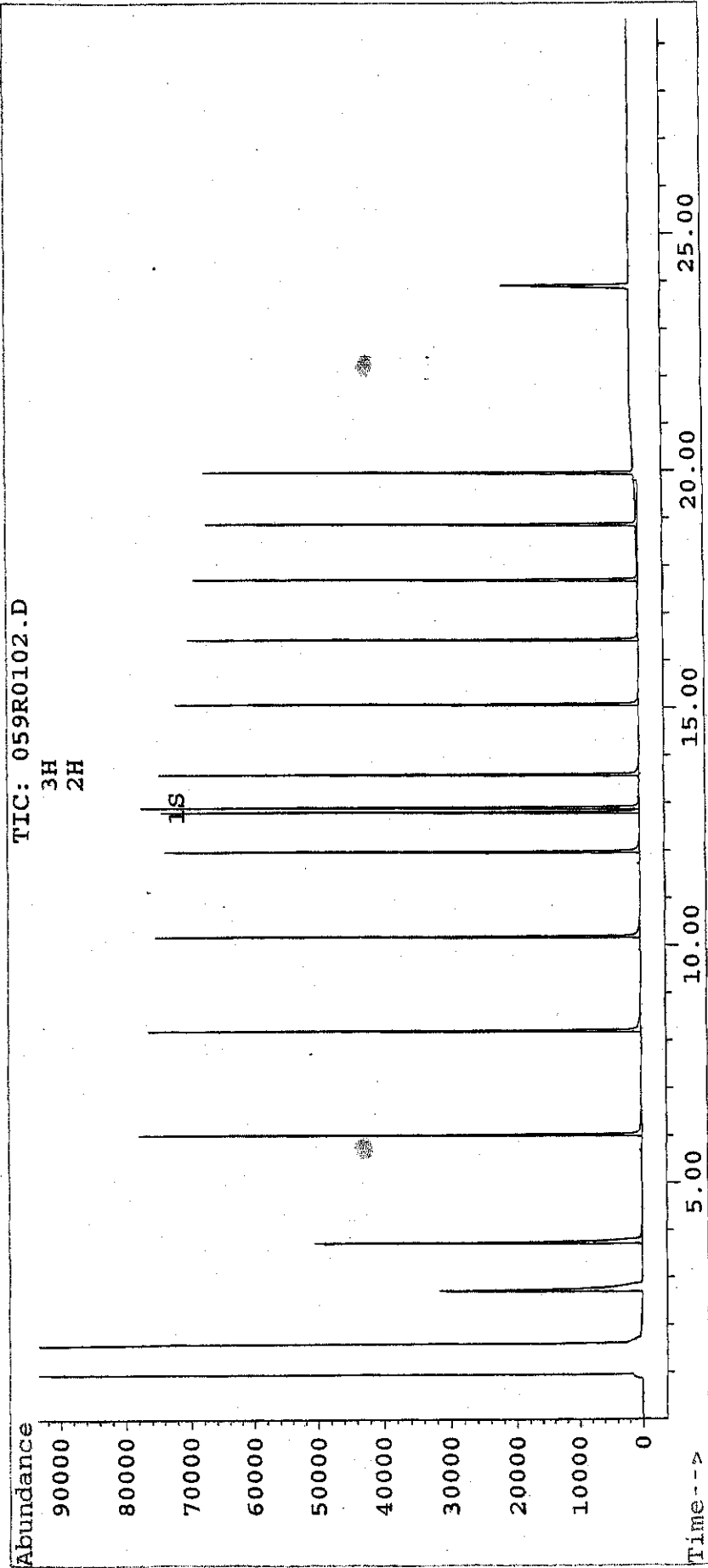
Compound	R.T.	Response	Conc Units
System Monitoring Compounds			
1) S O-Terphenyl	12.91f	1187652	53.028 ppm
		Recovery =	53.03%
Target Compounds			
2) H C9-C36	13.63	19123648	785.727 ppm
3) H C10-C28	13.63	12532958	622.734 ppm

Quantitation Report

Data File : Q:\SVOA\TPH_GC2\DATA\071706\059R0102.D Vial: 59
Acq On : 17 Jul 06 04:12 PM Operator: [GC]A.MS
Sample : TPH SS NEW Inst : GC2
Misc : Multiplr: 1.00
Quant Time: Jul 18 6:28 19106

Method : Q:\SVOA\TPH_GC2\METHODS\8100RBE.M
Title : ELEMENT ID: 0502007
Last Update : Thu Jul 20 05:17:00 2006
Response via : Multiple Level Calibration

Volume Inj. : 1 ul
Signal Phase : RTX-5MS
Signal Info : 0.25



**ESS LABORATORY
GC2 Rear RUN LOG**

COLUMN DB5MS

BATCH DATE	VIAL #	FILE #	LAB ID	METHOD	COMMENTS/DILUTION/STANDARD ID	ANALYST
7/14/06	57	57	0607141-04	8100RBD	✓	JLS
	58	58	-03		✓	
	59	59	-01		✓	
7/14/06	60	60	TPH50	8100RBD	✓ 6610018	JLS
7/15/06	51	60PH506-51	TPH 50	8100RBD		VSL
	52	-52	B661419-BK1		RR	
	53	-53	B661419-B51			
	54	-54	B661419-B507			
	55	-55	0607185-01			
	56	-56	0607186-01			
	57	-57	0607170-01			
	58	-58	B661419-MS1			
	59	-59	B661419-MS01			
	60	-60	0607170-02			
	61	-61	0607170-03		RR	
	62	-62	Solvent	✓		
7/15/06	63	63	TPH50	8100RBD	X	VSL
████████	51	51	TPH50	8100RBD		JLS
	52	52	████████		✓ ██████████	
	53	53	████████		✓ ██████████	
	54	54	████████		✓ ██████████	
	55	55	████████		✓ ██████████	
	56	56	████████		████████████████████	
7/17/06	57	57	50SS	8100RBE	X	JLS
	58	58	50SS	8100RBE	X	JLS
	59	59	████████	8100RBE	✓ ██████████	JLS
	51	66717000-51	B661428-BK1	8100RBE	✓	JLS
7/17/06	52	66717000-51	-BS1	8100RBE	✓	JLS

Control Number: 60.0003-0601A

PAGE _____

ANALYSIS SEQUENCE

BPH0043

Instrument: SVOAGC2

Calibration ID: UNASSIGNED 8100RBE

Lab Number	Analysis	Container	Order	Position	STD ID	ISTD ID	Client
BPH0043-CCV1	QC		1		6G17082		
BG61415-BLK1	QC		2				
BG61415-BS1	QC		3				
BG61415-BSD1	QC		4				
0607164-19	TPH: 8100M TPH/GCFID	A	5				MACTEC Engineering & Consulting, In
0607164-01	TPH: 8100M TPH/GCFID	A	6				MACTEC Engineering & Consulting, In
BG61415-MS1	QC		7				
BG61415-MSD1	QC		8				
0607164-10	TPH: 8100M TPH/GCFID	A	9				MACTEC Engineering & Consulting, In
0607164-11	TPH: 8100M TPH/GCFID	A	10				MACTEC Engineering & Consulting, In
0607164-12	TPH: 8100M TPH/GCFID	A	11				MACTEC Engineering & Consulting, In
0607164-15	TPH: 8100M TPH/GCFID	A	12				MACTEC Engineering & Consulting, In
0607164-16	TPH: 8100M TPH/GCFID	A	13				MACTEC Engineering & Consulting, In
BPH0043-CCV2	QC		14		6G18035		
0607164-20	TPH: 8100M TPH/GCFID	A	15				MACTEC Engineering & Consulting, In
0607164-21	TPH: 8100M TPH/GCFID	A	16				MACTEC Engineering & Consulting, In
0607164-22	TPH: 8100M TPH/GCFID	A	17				MACTEC Engineering & Consulting, In
0607164-24	TPH: 8100M TPH/GCFID	A	18				MACTEC Engineering & Consulting, In
0607164-23	TPH: 8100M TPH/GCFID	A	19				MACTEC Engineering & Consulting, In
BPH0043-CCV3	QC		20		6G18035		

Samples Loaded By

Date

Data Processed By

Date

Quantitation Report

Data File : Q:\SVOA\TPH_GC2\DATA\071706\059R0102.D
 Acq On : 17 Jul 06 04:12 PM
 Sample : TPH SS NEW
 Misc :
 Quant Time: Jul 18 6:28 19106

Vial: 59
 Operator: [GC]A.MS
 Inst : GC2
 Multiplr: 1.00

Method : Q:\SVOA\TPH_GC2\METHODS\8100RBE.M
 Title : ELEMENT ID: 0502007
 Last Update : Thu Jul 20 05:17:00 2006
 Response via : Multiple Level Calibration

Volume Inj. : 1 ul
 Signal Phase : RTX-5MS
 Signal Info : 0.25

Compound	R.T.	Response	Conc Units

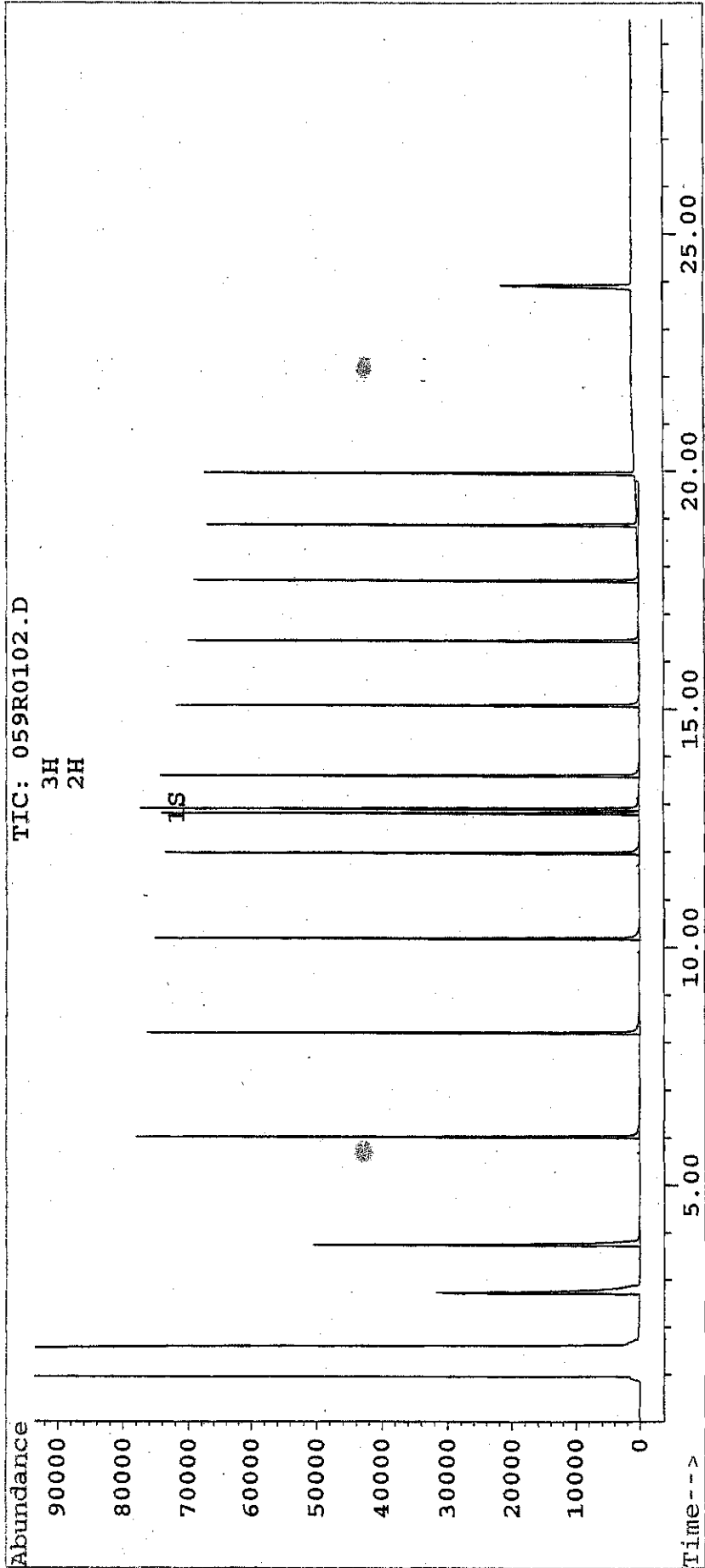
System Monitoring Compounds			
1) S O-Terphenyl	12.91f	1187652	53.028 ppm
	Recovery	=	53.03%
Target Compounds			
2) H C9-C36	13.63	19123648	785.727 ppm
3) H C10-C28	13.63	12532958	622.734 ppm

Quantitation Report

Data File : Q:\SVOA\TPH_GC2\DATA\071706\059R0102.D Vial: 59
Acq On : 17 Jul 06 04:12 PM Operator: [GC]A.MS
Sample : TPH SS NEW Inst : GC2
Misc : Multiplr: 1.00
Quant Time: Jul 18 6:28 19106

Method : Q:\SVOA\TPH_GC2\METHODS\8100RBE.M
Title : ELEMENT ID: 0502007
Last Update : Thu Jul 20 05:17:00 2006
Response via : Multiple Level Calibration

Volume Inj. : 1 ul
Signal Phase : RTX-5MS
Signal Info : 0.25



Quantitation Report

Data File : Q:\SVOA\TPH_GC2\DATA\071706A\070R0101.D
 Acq On : 18 Jul 06 05:42 AM
 Sample : TPH 50
 Misc :
 Quant Time: Jul 18 6:27 19106

Vial: 70
 Operator: [GC]TA.MS
 Inst : GC2
 Multiplr: 1.00

Method : Q:\SVOA\TPH_GC2\METHODS\8100RBE.M
 Title : ELEMENT ID: 0502007
 Last Update : Thu Jul 20 05:17:00 2006
 Response via : Multiple Level Calibration

Volume Inj. : 1 ul
 Signal Phase : RTX-5MS
 Signal Info : 0.25

Compound	R.T.	Response	Conc Units

System Monitoring Compounds			
1) S O-Terphenyl	12.90f	1251618	56.477 ppm
		Recovery =	56.48%
Target Compounds			
2) H C9-C36	13.63	18976580	777.827 ppm
3) H C10-C28	13.63	12849027	638.877 ppm

(f)=RT Delta > 1/2 Window

(m)=manual int.

070R0101.D 8100RBE.M

Wed Aug 02 11:50:07 2006

GC5

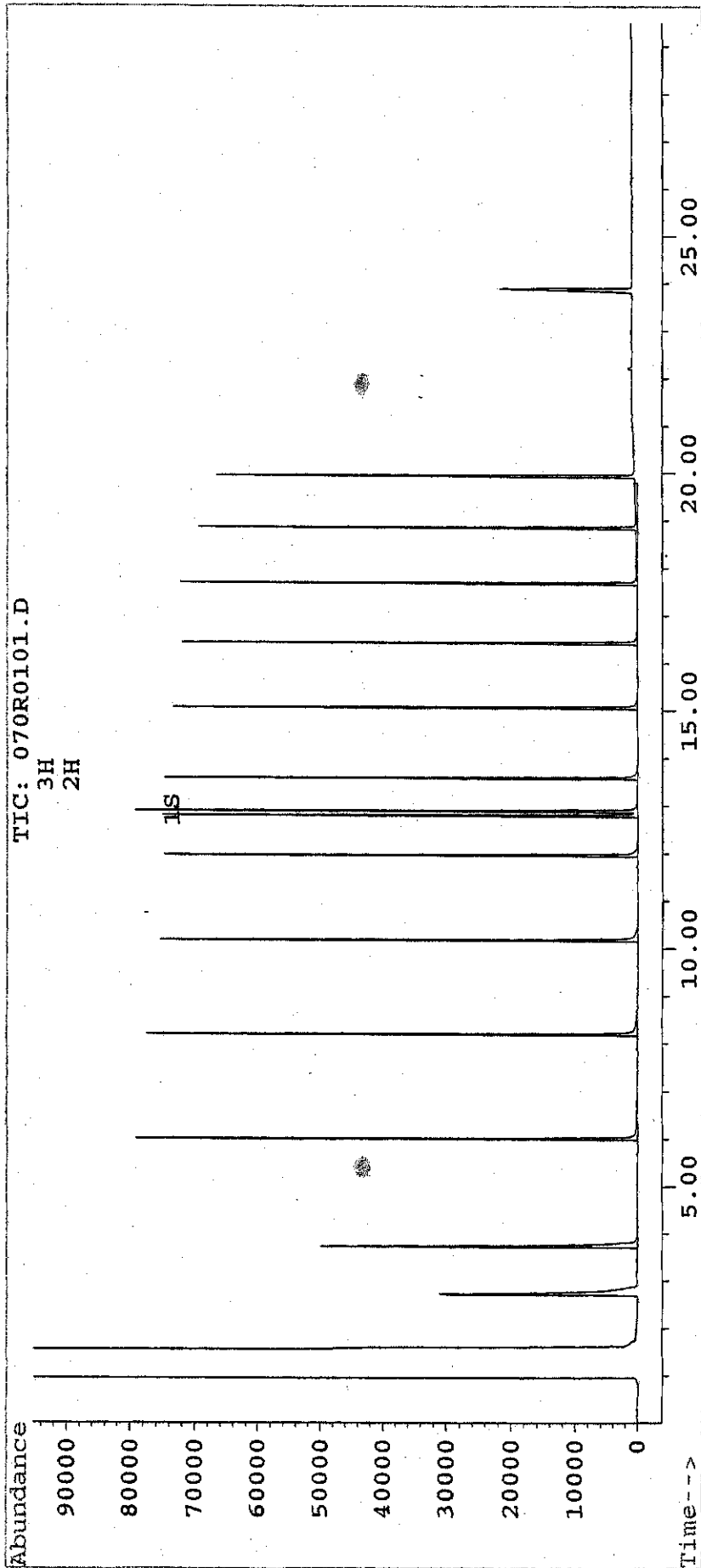
Page 1

Quantitation Report

Data File : Q:\SVOA\TPH_GC2\DATA\071706A\070R0101.D Vial: 70
Acq On : 18 Jul 06 05:42 AM Operator: [GC]TA.MS
Sample : TPH 50 Inst : GC2
Misc : Multiplr: 1.00
Quant Time: Jul 18 6:27 19106

Method : Q:\SVOA\TPH_GC2\METHODS\8100RBE.M
Title : ELEMENT ID: 0502007
Last Update : Thu Jul 20 05:17:00 2006
Response via : Multiple Level Calibration

Volume Inj. : 1 ul
Signal Phase : RTX-5MS
Signal Info : 0.25



Quantitation Report

Data File : Q:\SVOA\TPH_GC2\DATA\071706A\080R0101.D
 Acq On : 18 Jul 06 12:16 PM
 Sample : TPH50
 Misc :
 Quant Time: Jul 18 13:14 19106

Vial: 80
 Operator: [GC]TA.MS
 Inst : GC2
 Multiplr: 1.00

Method : Q:\SVOA\TPH_GC2\METHODS\8100RBE.M
 Title : ELEMENT ID: 0502007
 Last Update : Thu Jul 20 05:17:00 2006
 Response via : Multiple Level Calibration

Volume Inj. : 1 ul
 Signal Phase : RTX-5MS
 Signal Info : 0.25

Compound	R.T.	Response	Conc Units

System Monitoring Compounds			
1) S O-Terphenyl	12.90f	1288234	58.452 ppm
		Recovery =	58.45%
Target Compounds			
2) H C9-C36	13.63	18960530	776.964 ppm
3) H C10-C28	0.00	0	N.D. ppm

(f)=RT Delta > 1/2 Window

(m)=manual int.

080R0101.D 8100RBE.M

Wed Aug 02 11:50:31 2006

GC5

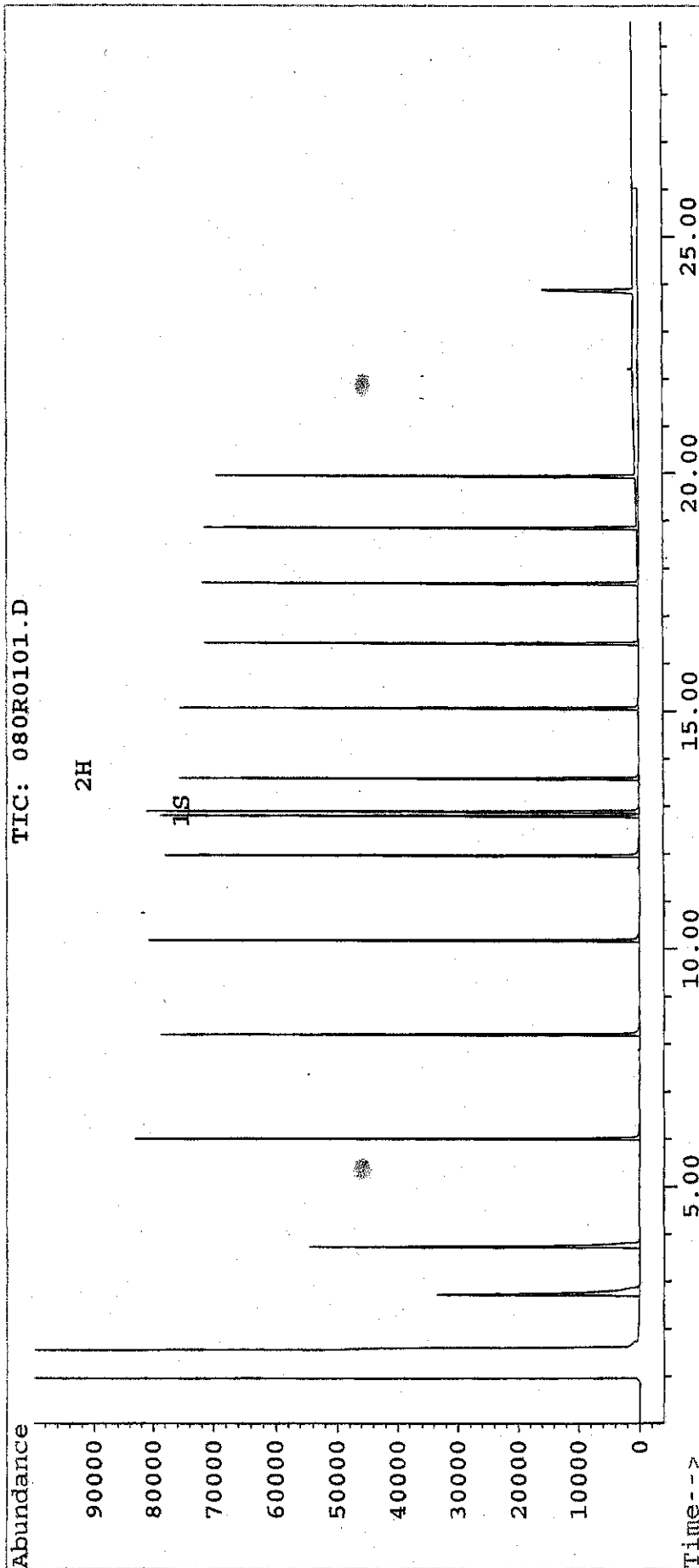
Page 1

Quantitation Report

Data File : Q:\SVOA\TPH_GC2\DATA\071706A\080R0101.D Vial: 80
Acq On : 18 Jul 06 12:16 PM Operator: [GC]TA.MS
Sample : TPH50 Inst : GC2
Misc : Multiplr: 1.00
Quant Time: Jul 18 13:14 19106

Method : Q:\SVOA\TPH_GC2\METHODS\8100RBE.M
Title : ELEMENT ID: 0502007
Last Update : Thu Jul 20 05:17:00 2006
Response via : Multiple Level Calibration

Volume Inj. : 1 ul
Signal Phase : RTX-5MS
Signal Info : 0.25



GC2 Rear RUN LOG

COLUMN DB5MS

BATCH DATE	VIAL #	FILE #	LAB ID	METHOD	COMMENTS/DILUTIONSTANDARD ID	ANALYST
7/14/06	57	57	0607141-04	8100RBD	✓	JLS
	58	58	-03		✓	
	59	59	-01		✓	
7/14/06	60	60	TPH50	8100RBD	✓ 6610018	JLS
7/15/06	51	6611506-51	TPH 50	8100RBD		VSL
	52	-52	B661419-BK1		RR	
	53	-53	B661419-BK1			
	54	-54	B661419-BK2			
	55	-55	0607185-01			
	56	-56	0607186-01			
	57	-57	0607170-01			
	58	-58	B661419-MS1			
	59	-59	B661419-MS2			
	60	-60	0607170-02			
	61	-61	0607170-03		RR	
	62	-62	Solvent	✓		
7/15/06	63	63	TPH50	8100RBD	X	VSL
7/17/06	51	51	TPH50	8100RBE		JLS
	52	52	10		✓ 6613041	
	53	53	50		✓ 42	
	54	54	100		✓ 43	
	55	55	250		✓ 44	
	56	56	500		✓ 6613045	
7/17/06	57	57	50SS	8100RBE	X	JLS
	58	58	50SS	8100RBE	X	JLS
	59	59	[REDACTED]	8100RBE	✓ [REDACTED]	JLS
	51	6611506-51	B661428-BK1	8100RBE	✓	JLS
7/17/06	52	6611506-51	-BS1	8100RBE	✓	JLS

Control Number: 60.0003-0601A

PAGE _____

COLUMN DB5MS

BATCH DATE	VIAL #	FILE #	LAB ID	METHOD	COMMENTS/DILUTION/STANDARD ID	ANALY
7/17/06	53	6017000 53	B6761428-01	800PBE	✓	JCS
	54	54	06071801		✓	
	55	55	[REDACTED]		✓	
	56	56	B6761415-01		✓	
	57	57	[REDACTED]		✓	
	58	58	[REDACTED]		✓	
	59	59	0607186-01		✓	
	60	60	0607185-01		✓	
	61	61	[REDACTED]		✓	
	62	62	[REDACTED]		✓	
	63	63	[REDACTED]		✓	
	64	64	[REDACTED]		✓	
	65	65	[REDACTED]		✓	
	66	66	[REDACTED]		✓	
	67	67	[REDACTED]		✓	
	68	68	[REDACTED]		✓	
	69	69	solvent			
7/17/06	70	70	[REDACTED]	800PBE	✓ 6618035	
7/18/06	71	71	[REDACTED]		✓	
	72	72	[REDACTED]		✓	
	73	73	[REDACTED]		✓	
	74	74	[REDACTED]		✓	
	75	75	[REDACTED]		✓	
	76	76	0607173-04		✓	
	77	77	-01		✓	
	78	78	-09		✓	
	79	79	solvent			
7/18/06	80	80	[REDACTED]	800PBE	✓ 6618035	JCS

Control Number: 60.0003-0601A

PAGE _____

ANALYSIS SEQUENCE

BPH0042

Instrument: SVOAGC2

Calibration ID: UNASSIGNED 8100FCL

Lab Number	Analysis	Container	Order	Position	STD ID	ISTD ID	Client
BPH0042-CCV1	QC		1		6G18035		
0607164-14	TPH: 8100M TPH/GCFID	A	2				MACTEC Engineering & Consulting, In
0607164-17	TPH: 8100M TPH/GCFID	A	3				MACTEC Engineering & Consulting, In
0607164-02	TPH: 8100M TPH/GCFID	A	4				MACTEC Engineering & Consulting, In
0607164-03	TPH: 8100M TPH/GCFID	A	5				MACTEC Engineering & Consulting, In
0607164-04	TPH: 8100M TPH/GCFID	A	6				MACTEC Engineering & Consulting, In
0607164-05	TPH: 8100M TPH/GCFID	A	7				MACTEC Engineering & Consulting, In
0607164-06	TPH: 8100M TPH/GCFID	A	8				MACTEC Engineering & Consulting, In
0607164-07	TPH: 8100M TPH/GCFID	A	9				MACTEC Engineering & Consulting, In
0607164-08	TPH: 8100M TPH/GCFID	A	10				MACTEC Engineering & Consulting, In
0607164-09	TPH: 8100M TPH/GCFID	A	11				MACTEC Engineering & Consulting, In
0607164-13	TPH: 8100M TPH/GCFID	A	12				MACTEC Engineering & Consulting, In
0607164-18	TPH: 8100M TPH/GCFID	A	13				MACTEC Engineering & Consulting, In
BPH0042-CCV2	QC		14		6G18035		
BG61427-BLK1	QC		15				
BG61427-BS1	QC		16				
BG61427-BS2	QC		17				
BPH0042-CCV3	QC		18		6G18035		

Samples Loaded By

Date

Data Processed By

Date

Quantitation Report

Data File : Q:\SVOA\TPH_GC2\DATA\071706A\002F0101.D
 Acq On : 17 Jul 06 06:24 PM
 Sample : TPH 50
 Misc :
 Quant Time: Jul 17 19:08 19106

Vial: 2
 Operator: [GC]TA.MS
 Inst : GC2
 Multiplr: 1.00

Method : Q:\SVOA\TPH_GC2\METHODS\8100FCL.M
 Title : ELEMENT ID: 0502008
 Last Update : Fri Jul 21 06:41:51 2006
 Response via : Multiple Level Calibration

Volume Inj. : 1 ul
 Signal Phase : RTX-5MS
 Signal Info : 0.25

Compound	R.T.	Response	Conc Units
System Monitoring Compounds			
1) S O-Terphenyl	15.25f	873115	53.380 ppm
	Recovery	=	53.38%
Target Compounds			
2) H C9-C36	15.17	12753668	753.360 ppm
3) H C10-C28	15.17	9174573	570.680 ppm

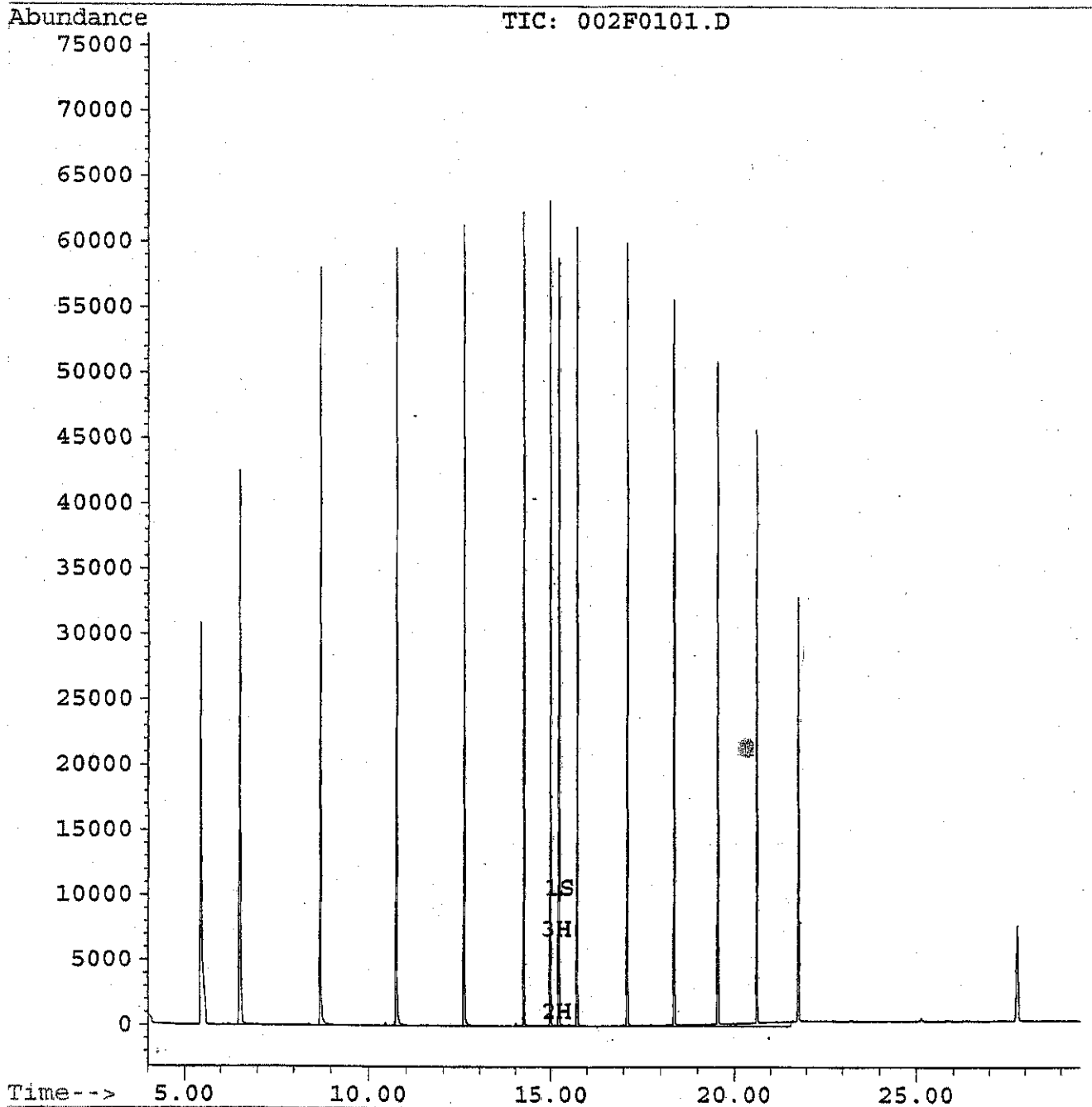
Quantitation Report

Data File : Q:\SVOA\TPH_GC2\DATA\071706A\002F0101.D
Acq On : 17 Jul 06 06:24 PM
Sample : TPH 50
Misc :
Quant Time: Jul 17 19:08 19106

Vial: 2
Operator: [GC] TA.MS
Inst : GC2
Multiplr: 1.00

Method : Q:\SVOA\TPH_GC2\METHODS\8100FCL.M
Title : ELEMENT ID: 0502008
Last Update : Fri Jul 21 06:41:51 2006
Response via : Multiple Level Calibration

Volume Inj. : 1 ul
Signal Phase : RTX-5MS
Signal Info : 0.25



Quantitation report

Data File : Q:\SVOA\TPH_GC2\DATA\071706A\016F0201.D Vial: 16
 Acq On : 18 Jul 06 03:19 AM Operator: [GC]TA.MS
 Sample : TPH 50 Inst : GC2
 Misc : Multiplr: 1.00
 Quant Time: Jul 18 5:26 19106

Method : Q:\SVOA\TPH_GC2\METHODS\8100FCL.M
 Title : ELEMENT ID: 0502008
 Last Update : Fri Jul 21 06:41:51 2006
 Response via : Multiple Level Calibration

Volume Inj. : 1 ul
 Signal Phase : RTX-5MS
 Signal Info : 0.25

Compound	R.T.	Response	Conc Units

System Monitoring Compounds			
1) S O-Terphenyl	15.24f	682566	41.730 ppm
		Recovery =	41.73%
Target Compounds			
2) H C9-C36	15.17	11902061	691.860 ppm
3) H C10-C28	15.17	7598273	472.630 ppm

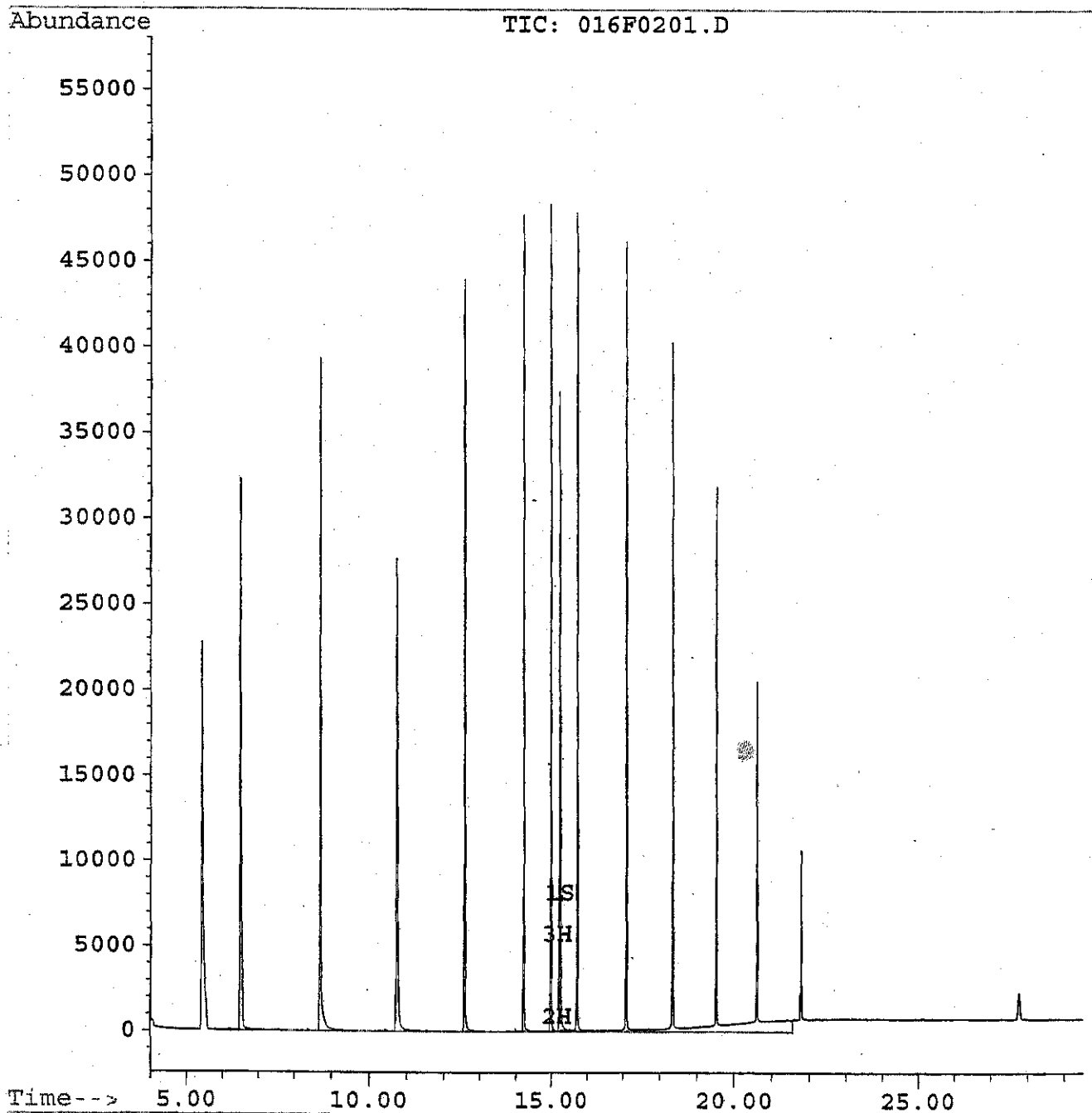
Quantitation Report

Data File : Q:\SVOA\TPH_GC2\DATA\071706A\016F0201.D
Acq On : 18 Jul 06 03:19 AM
Sample : TPH 50
Misc :
Quant Time: Jul 18 5:26 19106

Vial: 16
Operator: [GC]TA.MS
Inst : GC2
Multiplr: 1.00

Method : Q:\SVOA\TPH_GC2\METHODS\8100FCL.M
Title : ELEMENT ID: 0502008
Last Update : Fri Jul 21 06:41:51 2006
Response via : Multiple Level Calibration

Volume Inj. : 1 ul
Signal Phase : RTX-5MS
Signal Info : 0.25



GC2 Front RUN LOG

COLUMN DB5MS

BATCH DATE	VIAL #	FILE #	LAB ID	METHOD	COMMENTS / DILUTION / STANDARD ID	ANALYST
7/14/06	4	4	BG61310-BSD1	8100FCL	✓	JCS
	5	5	0607133-01		✓	
	6	6	-024		✓	
	7	7	-032		RR108 #HS 7/14/06	
	8	8	-043		✓	
	9	9	0600141-02		✓	
7/14/06	10	10	TPH50	8100FCL	6G710018	JCS
9/15/06	01	0607133-01	TPH50	X	NG	
		02	TPH50	X	NG NA JCS 7/17/06	
7/14/06	11	11	0607133-03	8100FLL	X10 RB	JCS
	12	12	TPH50		X	
	13	13	solvent			
7/14/06	14	14	TPH50	8100FCL	X	JCS
7/17/06	1	1	TPH50	8100FCL	✓ 6G718035	JCS
	2	2	BG61449-BIK1		✓	
	3	3	-RS1		✓	
	4	4	-BSD1		✓	
	5	5	0607133-08		X10 ✓	
	6	6	0607170-01		✓	
	7	7	-01MS1		✓	
	8	8	-01MS1		✓	
	9	9	-02		✓	
	10/11	10/11	0607170 -03 Solvent		✓	
7/17/06	12	12	TPH50	8100FCL		JCS
	13	13	TPH50		✓ 6G718035	
	1	21	TPH50			
	2	2	[REDACTED]		✓ 6G718035	
	3	3	[REDACTED]		✓	
	4	4	[REDACTED]		✓	
7/17/06	5	5	[REDACTED]	8100FCL	✓	JCS

CONTROL NUMBER 60.0002-0601A

PAGE _____

COLUMN DB5MS

BATCH DATE	VIAL #	FILE #	LAB ID	METHOD	COMMENTS / DILUTION / STANDARD ID	ANALYST
7/17/06	6	6671706a	XXXXXXXXXX	8100FCL	✓	JLS
	7	7	XXXX		✓	
	8	8	XXXX		✓	
	9	9	XXXX		✓	
	10	10	XXXX		✓	
	11	11	XXXX		✓	
	12	12	XXXX		✓	
	13	13	XXXX		✓	
	14	14	XXXX		✓	
	15	15	solvent			
7/17/06	16	6671706a	XXXXXXXXXX	8100FCL	✓ 6671708a 18035 JS-7/18/06	JLS
7/18/06	17	17	Fuel Degradation		5F17037	
	18	18	XXXXXXXXXX		✓	
	19	19	XXXX		✓	
	20	20	XXXX		✓	
	21	21	-BS2		✓	
	22	22	-BS2		✓	
	23	23	060716a-04		✓	
	24	24	-01		✓	
	25	25	-02		✓	
	26	26	-05		✓	
	27	27	060716a-03		✓	
	28	28	solvent			
7/18/06	29	29	XXXXXXXXXX	8100FCL	✓ 66718035	JLS
	30	30	B6761810-B11		✓	
	31	31	-BS1		✓	
	32	32	-BS1		✓	
	33	33	060720B-01		✓	
	34	34	B6761810-MS1		✓	
7/18/06	35	35	B6761810-MS1	8100FCL	✓	JLS

CONTROL NUMBER 60.0002-0601A

PAGE _____

Quantitation Report

Data File : Q:\SVOA\TPH_GC2\DATA\071706A\029F0101.D Vial: 29
 Acq On : 18 Jul 06 01:29 PM Operator: [GC]TA.MS
 Sample : TPH50 Inst : GC2
 Misc : Multiplr: 1.00
 Quant Time: Jul 18 14:11 19106

Method : Q:\SVOA\TPH_GC2\METHODS\8100FCL.M
 Title : ELEMENT ID: 0502008
 Last Update : Fri Jul 21 06:41:51 2006
 Response via : Multiple Level Calibration

Volume Inj. : 1 ul
 Signal Phase : RTX-5MS
 Signal Info : 0.25

Compound	R.T.	Response	Conc Units

System Monitoring Compounds			
1) S O-Terphenyl	15.25f	768630	46.992 ppm
	Recovery	=	46.99%
Target Compounds			
2) H C9-C36	15.17	11643518	673.188 ppm
3) H C10-C28	15.17	8258248	513.682 ppm

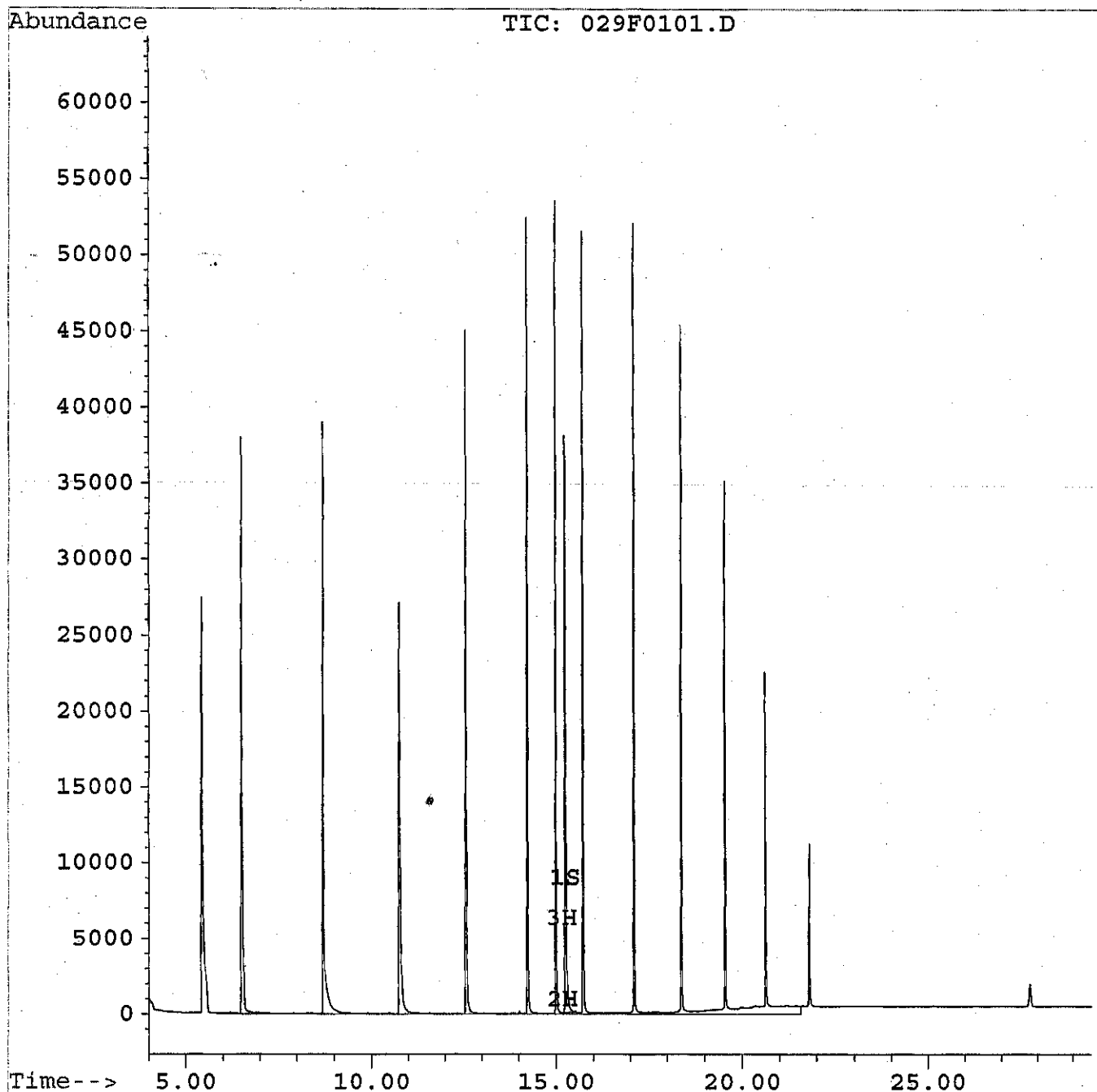
Quantitation Report

Data File : Q:\SVOA\TPH_GC2\DATA\071706A\029F0101.D
Acq On : 18 Jul 06 01:29 PM
Sample : TPH50
Misc :
Quant Time: Jul 18 14:11 19106

Vial: 29
Operator: [GC]TA.MS
Inst : GC2
Multiplr: 1.00

Method : Q:\SVOA\TPH_GC2\METHODS\8100FCL.M
Title : ELEMENT ID: 0502008
Last Update : Fri Jul 21 06:41:51 2006
Response via : Multiple Level Calibration

Volume Inj. : 1 ul
Signal Phase : RTX-5MS
Signal Info : 0.25



TPH Logbooks

Project #: 0607162
 Prep Date: 7/14/02
 Batch ID: TX 6561227
 Extraction Method: 35ml

Surrogate ID# AGI-06052 Matrix Spike ID# D6608034 Analytical Matrix: Soil
 B NA E 6621036 Extraction Time: Start: 1900
 C NA F NA Finish: 1900

Split Extraction
 * Half of the final extract volume (0.5ml) is exchanged into 5ml
 5ml hexane and transferred as Vol 1. The other half (0.5ml
 CH₂Cl₂) is transferred as Volume 2.

ESS ID	Vol(ml)/ Wt. (g)	Surrogate (ul or ml)	Matrix Spike (ul or ml)	Extract Vol (ml) Hex/CH ₂ Cl ₂	Transfer Vol #1 (ml) Hex/CH ₂ Cl ₂	Transfer Vol #2 (ml) Hex/CH ₂ Cl ₂	Transfer Date	Bath Temp (C)	pH	Discard # of bottles	Comments	1st Rvw Init.	Witness Init.	2nd Rvw Init.
0607162-01	19.6		NA											
0607162-02	20.4													
0607162-03	20.0													
0607162-04	20.3													
0607162-05	20.9													
0607162-06	20.2													
0607162-07	19.7													
0607162-08	19.6													
0607162-09	19.4													
0607162-10	19.9													
0607162-11	19.5													
0607162-12	19.8													
0607162-13	20.1													
0607162-14	19.8													
0607162-15	20.3													
0607162-16	20.1													
0607162-17	20.4													
0607162-18	20.3													
0607162-19	20.1													
0607162-20	20.3													
0607162-21	20.1													
0607162-22	20.4													
0607162-23	20.3													
0607162-24	20.1													
0607162-25	20.4													
0607162-26	20.3													
0607162-27	20.1													
0607162-28	20.4													
0607162-29	20.3													
0607162-30	20.1													

Prepared By: MLM
 Glasswool: WMA Florisil: WMA Silica Column/Carbon prep: WMA
 CH₂Cl₂ lot # CQ 655 NaOH lot # WMA
 Hexane lot # WMA Na₂SO₄ lot # PA00013060
 Acetone lot # WMA
 BATCH ID/Test: TX 6561227 BATCH ID/Test: NA
 Control #50.0001-0603A

- Analysis Performed:
 PCB
 B/N SVO/
 SVOA
 LL PAF
 PEST
 TPH/GX
 BIS-2
 PAH
 PAH

ESS Laboratory

Division of Thielsch Engineering, Inc.

CERTIFICATE OF ANALYSIS

Client Name: MACTEC Engineering & Consulting, Inc.

Client Project ID: Providence Gorham Site

ESS Laboratory Work Order: 0607164

Notes and Definitions

- + Outside QC Limits.
- ND Analyte NOT DETECTED above the detection limit
- dry Sample results reported on a dry weight basis
- RPD Relative Percent Difference
- MDL Method Detection Limit
- MRL Method Reporting Limit
- mg/kg Results reported as wet weight
- TCLP Toxicity Characteristic Leachate Procedure
- I/V Initial Volume
- F/V Final Volume
- § Subcontracted analysis; see attached report
- TIC A forward library search of the NBS Mass Spectral Library was performed on this sample using the McLafferty Probability Base Matching (PBM) Algorithm. An estimated concentration of non-TCL compounds tentatively identified is quantified by the internal standard method. The nearest internal standard free of interferences was used to quantify. A response factor of one was assumed. This search was inclusive of the ten largest peaks greater than ten percent of the nearest internal standard.
- 1 Range result excludes concentrations of surrogates and/or internal standards eluting in that range.
- 2 Range result excludes concentrations of target analytes eluting in that range.
- 3 Range result excludes the concentration of the C9-C10 aromatic range.
- Avg Results reported as a mathematical average.
- NR No Recovery
- ¶ The state of RI does not grant certification for this method for non-potables.

Sample and Cooler Receipt Checklist

Client: Mactec
 Client Project ID: _____
 Shipped/Delivered Via: Client

ESS Project ID: 06070164
 Date Project Due: 7/20/06
 Days For Project: 5 Day

Items to be checked upon receipt:

- | | | | |
|--|-------------------------------|---|---|
| 1. Air Bill Manifest Present? | <input type="checkbox"/> * No | 10. Are the samples properly preserved? | <input type="checkbox"/> Yes |
| Air No.: | | 11. Proper sample containers used? | <input type="checkbox"/> Yes |
| 2. Were Custody Seals Present? | <input type="checkbox"/> No | 12. Any air bubbles in the VOA vials? | <input type="checkbox"/> N/A |
| 3. Were Custody Seals Intact? | <input type="checkbox"/> N/A | 13. Holding times exceeded? | <input type="checkbox"/> No |
| 4. Is Radiation count < 100 CPM? | <input type="checkbox"/> Yes | 14. Sufficient sample volumes? | <input type="checkbox"/> Yes |
| 5. Is a cooler present? | <input type="checkbox"/> Yes | 15. Any Subcontracting needed? | <input type="checkbox"/> No |
| Cooler Temp: <u>5.1</u> | | 16. Are ESS labels on correct containers? | <input checked="" type="checkbox"/> Yes <input type="checkbox"/> No |
| Iced With: <u>Icepacks</u> | | 17. Were samples received intact? | <input checked="" type="checkbox"/> Yes <input type="checkbox"/> No |
| 6. Was COC included with samples? | <input type="checkbox"/> Yes | ESS Sample IDs: _____ | |
| 7. Was COC signed and dated by client? | <input type="checkbox"/> Yes | Sub Lab: _____ | |
| 8. Does the COC match the sample | <input type="checkbox"/> Yes | Analysis: _____ | |
| 9. Is COC complete and correct? | <input type="checkbox"/> Yes | TAT: _____ | |

18. Was there need to call project manager to discuss status? If yes, please explain.

Who was called?: _____ By whom? _____

Sample Number	Properly Preserved	Container Type	# of Containers	Preservative
1	Yes	8 oz Soil Jar	1	NP
2	Yes	8 oz Soil Jar	1	NP
3	Yes	8 oz Soil Jar	1	NP
4	Yes	8 oz Soil Jar	1	NP
5	Yes	8 oz Soil Jar	1	NP
6	Yes	8 oz Soil Jar	1	NP
7	Yes	8 oz Soil Jar	1	NP
8	Yes	8 oz Soil Jar	1	NP
9	Yes	8 oz Soil Jar	1	NP
10	Yes	8 oz Soil Jar	1	NP
11	Yes	8 oz Soil Jar	1	NP
12	Yes	8 oz Soil Jar	1	NP
13	Yes	8 oz Soil Jar	1	NP
14	Yes	8 oz Soil Jar	1	NP
15	Yes	8 oz Soil Jar	1	NP
16	Yes	8 oz Soil Jar	1	NP
17	Yes	8 oz Soil Jar	1	NP
18	Yes	8 oz Soil Jar	1	NP
19	Yes	8 oz Soil Jar	1	NP
20	Yes	8 oz Soil Jar	1	NP
21	Yes	8 oz Soil Jar	1	NP
22	Yes	8 oz Soil Jar	1	NP
23	Yes	8 oz Soil Jar	1	NP
24	Yes	8 oz Soil Jar	1	NP

Sample and Cooler Receipt Checklist

Client: Mactec

ESS Project ID: 06070164

Completed By: JTD JTD

Date/Time: 7-13-06

Reviewed By: ZD

Date/Time: 7/13/06

ESS Laboratory

Division of Thielsch Engineering, Inc.
 185 Frances Avenue, Cranston, RI 02910-2211
 Tel. (401) 461-7181 Fax (401) 461-4486
 www.esslaboratory.com

CHAIN OF CUSTODY

Turn Time: <input checked="" type="checkbox"/> Standard <input type="checkbox"/> Other		Reporting Limits		ESS LAB PROJECT ID	
If faster than 5 days, prior approval by laboratory is required #				0607164	
State where samples were collected from:					
MA	RI	CT	NH	NJ	NY
					ME
					Other
Is this project for any of the following:				Electronic Deliverable <input checked="" type="checkbox"/> Yes <input type="checkbox"/> No	
MA-MCP	Navy	USACE	Other	Format: Excel <input checked="" type="checkbox"/> Access <input type="checkbox"/> PDF <input checked="" type="checkbox"/> Other	
Project #		Project Name (20 Char. or less)		Circle and/or Write Required Analysis	
3650050041		GORKHAM		EPH 4 Metal EPH 8015 VPH MTR/BTEX GRO 8015 VPH 8100 TPH DRO 8015 VPH 8021 MTR/BTEX GRO 8260 VOA 624 5242	
Address		PO#		Type of Containers	
702				Number of Containers	
City		State		Type of Containers	
Zip		Email Address		Number of Containers	
Fax #		Sample Identification (20 Char. or less)		Pres Code	
ESS LAB Sample#	Collection Time	Date	COMP	GRAB	MATRIX
1	10:00	7/13/06	X	X	S
2	10:15		X	X	S
3	10:15		X	X	S
4	12:00		X	X	S
5	12:00		X	X	S
6	12:15		X	X	S
7	12:15		X	X	S
8	12:30		X	X	S
9	12:30		X	X	S
10	13:15		X	X	S
Container Type: P-Poly <input checked="" type="checkbox"/> G-Glass <input type="checkbox"/> S-Sterile <input type="checkbox"/> V-VOA <input type="checkbox"/> Matrix: S-Soil <input type="checkbox"/> SD-Solid <input type="checkbox"/> D-Sludge <input type="checkbox"/> W-Waste Water <input type="checkbox"/> GW-Ground Water <input type="checkbox"/> SW-Surface Water <input type="checkbox"/> DW-Drinking Water <input type="checkbox"/> O-Oil <input type="checkbox"/> W-Wipes <input type="checkbox"/> F-Filters		Cooler Present <input checked="" type="checkbox"/> Yes <input type="checkbox"/> No		Internal Use Only	
Seals Intact <input type="checkbox"/> Yes <input type="checkbox"/> No		No NA: <input type="checkbox"/> Pickup		[] Technicians	
Cooler Temp: 5.1		Sampled by: Daron KURKJIAN		Comments:	
Relinquished by (Signature)		Date/Time		Relinquished by (Signature)	
Date/Time		Date/Time		Date/Time	
Received by (Signature)		Date/Time		Received by (Signature)	
Date/Time		Date/Time		Date/Time	

